

1

Retail Motor Fuel Prices in the Yukon

Average prices as of March 26th, 2008

	Self-Serve		
	regular	premium	diesel
Whitehorse	120.2	126.2	129.5
Beaver Creek	133.9	138.9	142.9
Carcross	125.9	132.9	141.9
Carmacks	129.9	139.4	142.4
Dawson City	145.7	148.0	147.0
Destruction Bay	130.9	135.9	139.9
Faro	N/A Due to Fire		
Haines Junction	124.0	132.5	127.3
Mayo	139.5	147.0	136.5
Pelly Crossing	129.9	-	139.9
Ross River	135.9	-	151.9
Tagish	122.9	127.8	127.4
Teslin	120.9	126.9	129.4
Watson Lake	130.9	138.9	140.9

	Full-Serve			
	regular	premium	diesel	propane
Whitehorse	120.8	128.9	130.6	92.6
Burwash Landing	N/A	-	N/A	-
Carmacks	-	-	-	115.0
Dawson City	-	-	-	99.9
Destruction Bay	-	-	-	106.9
Faro	N/A Due to Fire			
Haines Junction	117.9	-	120.9	92.9
Mayo	139.9	-	138.5	99.2
Tagish	-	-	-	96.0
Teslin	-	-	-	90.0
Watson Lake	-	-	133.9	99.5

Note: All prices are Canadian cents per litre, including all applicable taxes.

"-" Indicates this service is not available in this community at this time.

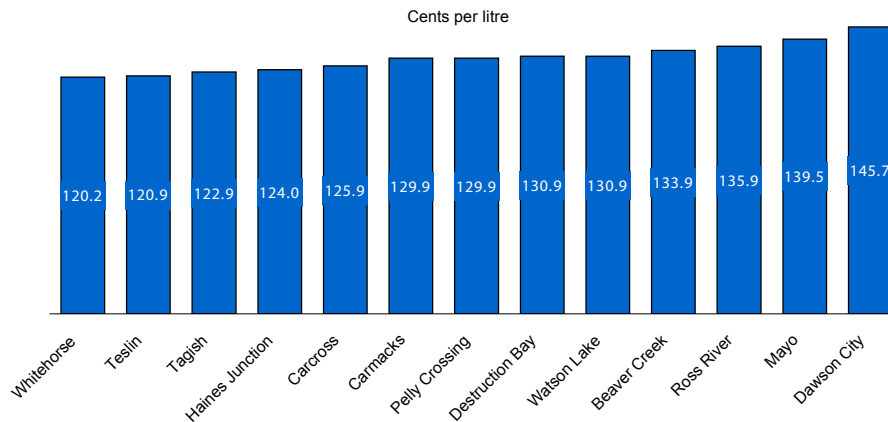
"N/A" indicates this information is not available for the reporting period.

Current average gasoline prices for regular self-serve in the Yukon range from 120.2¢ per litre in Whitehorse to 145.7¢ per litre in Dawson City. The price for premium self-serve ranges from 126.2¢ per litre in Whitehorse to 148.0¢ per litre in Dawson City. The lowest price for self-serve diesel is in Haines Junction—127.3¢ per litre.

For full-serve regular gasoline, the average price ranges from 117.9¢ per litre in Haines Junction to 139.9¢ per litre in Mayo. The price for full-serve diesel ranges from 120.9¢ per litre in Haines Junction to 138.5¢ per litre in Mayo. In Haines Junction and Watson Lake full-serve diesel was cheaper than self-serve.

Teslin has the lowest price for propane, at 90.0¢ per litre, while Carmacks has the highest, at 115.0¢ per litre.

Average Retail Gasoline Prices Regular Self-Serve — March 26th, 2008



2

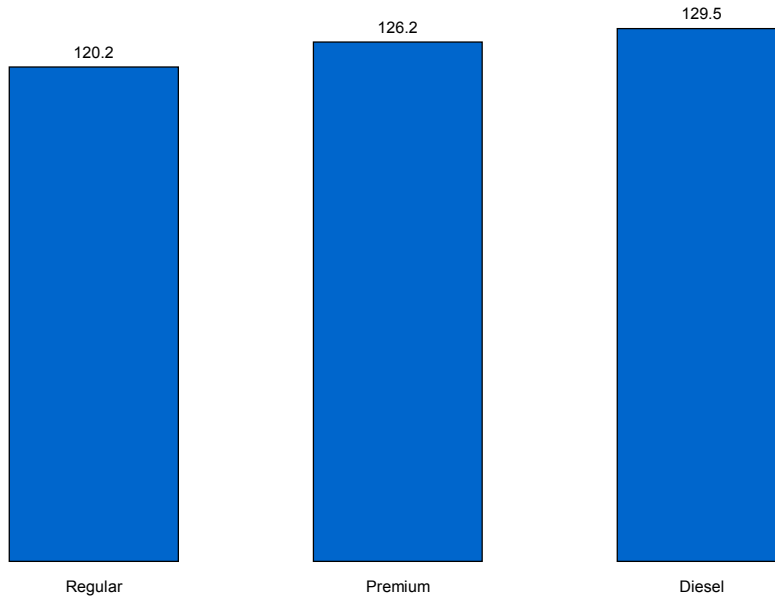
Retail Motor Fuel Prices — Whitehorse

	Self-Serve				Full-Serve				
	regular	mid-grade	premium	diesel	regular	mid-grade	premium	diesel	propane
26-Mar-08	120.2	-	126.2	129.5	120.8	-	128.9	130.6	92.6
12-Mar-08	120.2	-	125.8	123.6	120.1	-	128.2	125.2	92.6
27-Feb-08	115.6	-	121.7	120.0	117.1	-	124.9	122.6	92.6
13-Feb-08	115.6	-	121.6	119.1	117.8	-	125.6	121.9	92.6
30-Jan-08	115.6	-	121.6	119.1	117.8	-	125.6	121.9	92.6
16-Jan-08	115.8	-	121.4	119.4	117.4	-	125.6	118.6	92.6
2-Jan-08	115.8	-	121.2	120.3	117.4	-	125.6	121.9	90.2
19-Dec-07	115.8	-	121.9	120.1	117.8	-	128.9	123.2	90.2
5-Dec-07	116.5	-	122.2	119.6	117.8	-	128.9	123.2	90.2
21-Nov-07	115.6	-	122.0	116.9	117.1	-	127.9	115.6	87.9
07-Nov-07	115.6	-	122.3	109.1	117.1	-	127.9	114.6	82.6
24-Oct-07	115.6	-	122.3	109.4	117.1	-	127.9	114.6	82.6
10-Oct-07	117.1	-	122.7	108.7	121.1	-	129.9	111.9	89.9
26-Sep-07	119.9	-	123.7	109.0	122.4	-	127.9	111.9	82.6
12-Sep-07	119.8	-	124.3	109.1	122.4	-	127.9	111.9	81.9
29-Aug-07	119.8	-	124.7	108.9	121.8	-	127.2	111.9	80.9
15-Aug-07	119.8	-	124.9	108.7	121.8	-	127.9	111.9	80.9
1-Aug-07	119.9	-	125.1	109.0	121.8	-	127.9	111.9	80.9
18-Jul-07	119.9	-	124.9	108.7	121.8	-	127.9	111.9	80.9
04-Jul-07	119.7	-	124.9	108.2	121.8	-	123.9	111.9	80.9
20-Jun-07	119.7	-	124.9	107.8	121.8	-	127.9	111.9	80.9
06-Jun-07	120.4	-	124.9	107.6	121.8	-	129.2	111.9	80.9
23-May-07	116.5	-	121.2	107.5	117.1	-	124.9	112.4	80.9
9-May-07	114.1	-	119.1	108.8	115.8	-	123.2	113.2	80.9
25-Apr-07	105.1	-	110.3	104.4	106.1	-	116.7	109.8	80.1
11-Apr-07	104.1	-	109.5	104.6	104.9	-	115.5	108.7	79.9
28-Mar-07	108.8	-	113.4	106.9	109.8	-	119.2	110.6	79.9
14-Mar-07	100.6	-	107.8	105.6	99.8	-	110.2	106.9	79.9
February '07	97.4	-	102.8	103.1	97.8	-	110.1	102.9	79.2
January '07	99.1	-	105.1	106.3	98.9	-	108.6	102.9	78.9
December '06	97.8	-	104.5	101.0	97.7	-	109.8	103.6	71.9
November '06	97.8	-	104.5	101.0	97.7	-	109.8	103.6	71.9
October '06	99.1	-	105.9	99.9	100.1	-	114.0	104.3	74.7
September '06	110.5	117.2	116.7	110.4	111.6	118.9	124.2	117.6	83.2
August '06	119.7	124.1	125.7	114.0	121.8	124.4	130.1	117.2	84.6
July '06	116.0	120.8	122.8	110.7	119.4	122.9	127.5	112.6	83.4
June '06	113.6	119.9	121.8	109.7	118.2	122.9	127.5	110.3	82.9
May '06	114.4	118.6	122.1	108.7	118.2	122.9	127.5	110.6	82.9
April '06	117.1	123.2	123.0	108.5	119.8	123.2	127.5	114.2	81.2
March '06	101.6	106.3	109.2	101.8	102.6	107.2	111.9	102.3	80.2
February '06	105.6	109.9	111.9	105.1	105.8	109.4	114.1	112.1	82.1
January '06	105.7	110.0	112.0	108.1	105.8	109.4	114.1	113.9	83.2


2

Retail Motor Fuel Prices — Whitehorse

**Average Self-Serve, as of March 26th, 2008
(cents per litre)**



**Average Full-Serve, as of March 26th, 2008
(cents per litre)**



3

Retail Motor Fuel Prices — Carmacks

	Self-Serve			Full-Serve
	regular	premium	diesel	propane
26-Mar-08	129.9	139.4	142.4	115.0
12-Mar-08	129.9	139.4	142.4	115.0
27-Feb-08	125.9	134.9	137.9	102.0
13-Feb-08	125.9	134.9	137.9	102.0
30-Jan-08	125.9	134.9	137.9	97.0
16-Jan-08	125.9	134.9	137.9	97.0
2-Jan-08	125.9	134.9	137.9	97.0
19-Dec-07	125.9	134.9	137.9	98.0
05-Dec-07	125.9	134.9	133.9	98.0
21-Nov-07	125.9	133.4	132.9	90.0
07-Nov-07	119.9	129.9	124.4	97.0
24-Oct-07	125.9	135.4	124.4	97.0
10-Oct-07	125.9	135.4	121.4	97.0
26-Sep-07	125.9	135.4	121.4	97.0
12-Sep-07	125.9	135.4	121.4	97.0
29-Aug-07	125.9	135.4	121.4	97.0
15-Aug-07	125.4	135.4	121.4	97.0
01-Aug-07	125.4	135.4	121.4	97.0
18-Jul-07	125.4	135.4	121.4	97.0
04-Jul-07	125.4	135.4	119.9	96.0
20-Jun-07	129.9	138.9	121.4	96.0
06-Jun-07	129.9	138.9	121.4	96.0
23-May-07	129.9	137.9	121.4	94.0
9-May-07	129.9	136.4	121.4	90.0
25-Apr-07	119.9	126.4	119.9	90.0
11-Apr-07	119.9	126.4	119.9	93.0
28-Mar-07	117.9	124.9	113.4	93.0
14-Mar-07	112.9	120.4	111.9	94.0
February '07	106.9	116.4	111.9	94.0
January '07	115.9	132.4	111.4	94.0
December '06	109.9	128.9	111.4	94.0
November '06	109.9	119.9	110.2	94.0
October '06	109.9	119.9	107.7	94.0
September '06	115.9	124.7	118.9	93.5
August '06	127.6	136.4	126.4	93.0
July '06	127.9	135.9	121.2	93.0
June '06	129.9	138.9	123.9	94.0
May '06	129.9	138.2	123.9	93.5
April '06	122.4	132.2	115.9	93.0
March '06	107.1	115.2	111.4	93.0
February '06	108.9	117.9	114.7	93.0
January '06	108.9	117.9	115.9	93.0

4

Retail Motor Fuel Prices — Dawson City

	Self-Serve			Full-Serve		
	regular	premium	diesel	regular	diesel	propane
26-Mar-08	145.7	148.0	147.0	-	-	99.9
12-Mar-08	140.8	148.1	139.2	-	-	99.9
27-Feb-08	140.1	146.7	138.2	-	-	99.9
13-Feb-08	140.1	146.7	138.2	-	-	99.9
30-Jan-08	139.7	146.7	138.3	-	-	99.9
16-Jan-08	139.7	146.7	138.3	-	-	99.9
2-Jan-08	139.4	147.2	139.0	-	-	99.9
19-Dec-07	138.4	147.2	139.0	-	-	99.9
05-Dec-07	138.2	146.0	136.3	-	-	99.9
21-Nov-07	139.7	147.3	137.2	-	-	99.9
07-Nov-07	139.7	147.3	135.0	-	-	99.9
24-Oct-07	139.7	147.3	135.0	-	-	99.9
10-Oct-07	139.7	147.3	135.0	-	-	99.9
26-Sep-07	140.4	147.5	134.1	-	-	99.9
12-Sep-07	140.4	147.5	134.1	-	-	99.9
29-Aug-07	140.4	147.5	134.1	-	-	99.9
15-Aug-07	140.4	147.5	134.1	-	-	99.9
01-Aug-07	141.7	147.5	135.4	-	-	99.9
18-Jul-07	141.7	147.5	135.4	-	-	97.9
4-Jul-07	140.5	147.5	133.8	-	-	97.9
20-Jun-07	140.9	147.2	133.9	-	-	97.9
06-Jun-07	143.2	147.2	133.9	-	-	97.9
23-May-07	142.7	147.5	133.9	-	-	97.9
09-May-07	137.4	146.2	134.4	-	-	97.9
25-Apr-07	134.6	140.7	131.0	-	-	97.9
11-Apr-07	130.6	139.4	131.2	-	-	97.9
28-Mar-07	127.7	138.2	131.7	-	-	N/A
14-Mar-07	122.4	127.4	129.3	-	-	97.9
February '07	121.9	129.1	129.1	-	-	97.9
January '07	122.0	127.9	126.8	-	-	97.9
December '06	119.3	123.6	120.1	-	-	97.9
November '06	119.8	124.3	120.8	-	-	98.2
October '06	122.5	127.3	122.8	-	-	98.5
September '06	130.3	135.1	129.1	-	-	98.5
August '06	136.5	142.2	130.8	-	-	98.5
July '06	134.4	139.8	129.2	-	-	98.2
June '06	133.7	139.1	129.0	131.5	130.0	96.8
May '06	133.5	139.2	130.3	129.0	126.0	95.0
April '06	133.6	139.6	128.8	125.0	123.0	94.0
March '06	121.9	128.4	125.6	119.0	120.0	86.5
February '06	123.2	129.2	126.2	117.0	126.5	86.5
January '06	123.2	129.1	126.0	110.0	125.0	86.5

5

Retail Motor Fuel Prices — Faro

	Full-Serve			
	regular	premium	diesel	propane
26-Mar-08	<i>Not Available Due to Fire</i>			
12-Mar-08				
27-Feb-08				
13-Feb-08				
30-Jan-08				
16-Jan-08				
2-Jan-08				
19-Dec-07	<i>Not Available Due to Fire</i>			
05-Dec-07				
21-Nov-07				
07-Nov-07				
24-Oct-07				
10-Oct-07				
26-Sep-07				
12-Sep-07				
29-Aug-07	139.9	146.9	133.9	93.0
15-Aug-07	139.9	146.9	133.9	93.0
01-Aug-07	139.9	146.9	133.9	93.0
18-Jul-07	139.9	146.9	133.9	93.0
4-Jul-07	139.9	146.9	133.9	95.0
20-Jun-07	139.9	146.9	133.9	93.0
06-Jun-07	134.9	146.9	133.9	83.0
23-May-07	139.9	146.9	133.9	83.0
09-May-07	134.9	141.9	124.9	83.0
25-Apr-07	134.9	141.9	124.9	83.0
11-Apr-07	134.9	141.9	124.9	83.0
28-Mar-07	134.9	141.9	124.9	83.0
14-Mar-07	120.9	127.9	124.9	90.9
February '07	120.9	127.9	124.9	90.9
January '07	118.2	125.2	122.2	90.9
December '06	112.9	119.9	116.9	90.9
November '06	112.9	119.9	121.9	90.9
October '06	115.9	122.4	124.9	90.9
September '06	125.4	132.4	132.4	90.9
August '06	132.2	139.6	125.8	90.9
July '06	130.9	137.9	123.9	90.9
June '06	130.9	137.9	123.9	90.9
May '06	130.9	137.9	123.9	90.9
April '06	133.4	140.4	127.4	90.9
March '06	115.2	122.2	121.6	90.9
February '06	115.9	122.9	122.9	90.9
January '06	115.9	122.9	122.9	86.9

6

Retail Motor Fuel Prices — Haines Junction

	Self-Serve			Full-Serve		
	regular	premium	diesel	regular	diesel	propane
26-Mar-08	124.0	132.5	127.3	117.9	120.9	92.9
12-Mar-08	124.0	132.5	123.6	117.9	120.9	92.9
27-Feb-08	117.5	122.9	121.5	117.9	120.9	92.9
13-Feb-08	117.9	122.9	120.9	117.9	120.9	92.9
30-Jan-08	117.5	122.9	121.5	117.9	120.9	92.9
16-Jan-08	117.5	122.9	121.5	117.9	120.9	92.9
2-Jan-08	117.5	122.9	121.5	117.9	120.9	92.9
19-Dec-07	121.3	130.4	122.9	117.9	116.9	92.9
5-Dec-07	121.3	130.4	122.9	117.9	116.9	92.9
21-Nov-07	123.4	130.4	119.4	117.9	116.9	83.9
07-Nov-07	121.3	130.4	119.3	117.9	116.9	83.9
24-Oct-07	120.9	130.2	119.3	117.9	116.9	83.9
10-Oct-07	124.3	132.9	119.3	122.9	116.9	83.9
26-Sep-07	124.3	132.9	119.3	122.9	116.9	83.9
12-Sep-07	125.7	134.6	119.4	122.9	116.9	83.9
29-Aug-07	125.7	134.6	119.4	122.9	116.9	83.9
15-Aug-07	125.7	134.6	119.4	122.9	116.9	83.9
01-Aug-07	125.7	134.6	119.4	122.9	116.9	83.9
18-Jul-07	125.7	134.6	119.4	122.9	116.9	83.9
4-Jul-07	125.7	134.6	119.4	122.9	116.9	83.9
20-Jun-07	125.7	134.6	119.4	122.9	116.9	79.5
06-Jun-07	125.7	134.6	119.4	122.9	116.9	79.5
23-May-07	125.7	134.6	119.4	122.9	116.9	79.5
09-May-07	122.7	132.6	118.2	116.9	116.9	79.5
25-Apr-07	119.9	129.6	117.9	116.9	116.9	79.5
11-Apr-07	118.7	127.9	117.9	111.9	113.9	79.5
28-Mar-07	109.0	116.9	109.0	111.9	111.9	79.5
14-Mar-07	107.3	114.9	109.6	105.9	108.9	79.5
February '07	106.7	114.4	108.6	105.9	115.9	79.5
January '07	106.4	114.2	111.3	105.9	115.9	79.5
December '06	106.0	113.9	107.0	105.9	105.9	79.5
November '06	106.0	113.9	106.0	105.9	105.9	79.5
October '06	106.9	114.9	107.9	105.9	105.9	79.5
September '06	116.9	124.1	117.9	114.9	114.9	79.5
August '06	125.5	133.2	118.2	125.2	116.6	79.5
July '06	121.2	128.3	115.0	119.9	114.4	79.5
June '06	120.4	127.4	114.3	117.9	112.9	79.5
May '06	118.7	128.9	115.4	118.9	112.9	79.5
April '06	120.7	127.7	115.7	116.9	111.4	79.5
March '06	107.9	115.4	111.9	105.9	105.9	79.5
February '06	110.4	116.9	110.4	110.9	109.4	79.5
January '06	110.9	116.9	110.9	110.9	107.9	79.5

7

Retail Motor Fuel Prices — Mayo

	Self-Serve			Full-Serve			
	regular	premium	diesel	regular	premium	diesel	propane
26-Mar-08	139.5	147.0	136.5	139.9	-	138.5	99.2
12-Mar-08	137.5	140.9	129.0	139.9	-	138.5	99.2
27-Feb-08	136.9	140.9	128.9	139.9	-	138.5	99.2
13-Feb-08	136.9	140.9	128.9	139.9	-	138.5	99.2
30-Jan-08	136.9	140.9	128.9	139.9	-	138.5	99.2
16-Jan-08	136.9	140.9	128.9	139.9	-	138.5	99.2
2-Jan-08	136.9	140.9	128.9	139.9	-	138.5	99.2
19-Dec-07	136.9	140.9	128.9	139.9	-	138.5	92.9
5-Dec-07	136.9	140.9	128.9	139.9	-	122.9	99.2
21-Nov-07	136.9	140.9	128.9	139.9	-	122.9	99.2
07-Nov-07	136.9	140.9	128.9	139.9	-	129.0	99.2
24-Oct-07	136.9	140.9	128.9	139.9	-	122.9	99.2
10-Oct-07	136.9	140.9	128.9	139.9	-	122.9	99.2
26-Sep-07	136.9	140.9	128.9	138.0	-	125.5	99.2
12-Sep-07	136.9	140.9	128.9	138.0	-	125.5	99.2
29-Aug-07	136.9	140.9	128.9	138.0	-	125.5	99.2
15-Aug-07	136.9	140.9	128.9	138.0	-	125.5	99.2
1-Aug-07	136.9	140.9	128.9	138.0	-	125.5	99.2
18-Jul-07	136.9	140.9	128.9	134.9	-	123.4	99.2
04-Jul-07	136.9	140.9	128.9	134.9	-	123.4	99.2
20-Jun-07	136.9	140.9	128.9	139.9	-	122.9	99.2
06-Jun-07	N/A	N/A	N/A	134.9	-	123.4	99.2
23-May-07	136.9	132.9	128.9	129.9	-	123.4	92.3
09-May-07	128.9	132.9	120.9	126.4	-	126.9	92.3
25-Apr-07	128.9	132.9	120.9	118.0	-	122.9	N/A
11-Apr-07	128.9	132.9	120.9	119.5	-	122.9	92.3
28-Mar-07	120.9	132.9	120.9	117.4	-	122.9	92.3
14-Mar-07	120.9	132.9	120.9	117.4	-	122.9	92.3
February '07	120.9	132.9	120.9	113.9	-	122.9	92.3
January '07	120.9	132.9	127.9	115.1	-	121.2	92.3
December '06	112.9	132.9	115.9	114.9	-	120.4	92.3
November '06	112.9	132.9	115.9	115.9	-	120.4	92.3
October '06	117.9	132.9	121.9	117.9	-	122.9	92.3
September '06	125.9	132.9	127.9	134.9	-	128.9	92.3
August '06	128.2	132.9	128.2	134.1	-	128.6	92.8
July '06	124.9	132.9	124.9	128.4	-	127.4	93.2
June '06	124.9	132.9	124.9	124.4	-	127.4	93.2
May '06	124.9	132.9	124.9	124.4	-	127.4	92.3
April '06	119.9	132.9	123.4	119.9	-	127.4	92.3
March '06	112.2	132.9	121.9	115.4	-	127.4	92.3
February '06	110.9	132.9	121.9	115.4	-	127.4	92.3
January '06	116.9	132.9	125.9	115.4	-	127.4	92.3

8

Retail Motor Fuel Prices — Teslin

	Self-Serve				Full-Serve
	regular	mid-grade	premium	diesel	propane
26-Mar-08	120.9	-	126.9	129.4	90.0
12-Mar-08	118.9	-	122.9	124.9	90.0
27-Feb-08	115.9	-	121.9	120.9	90.0
13-Feb-08	115.9	-	121.9	120.9	90.0
30-Jan-08	115.9	-	121.9	120.9	90.0
16-Jan-08	115.9	-	121.9	120.9	90.0
2-Jan-08	115.9	-	121.9	120.9	90.0
19-Dec-07	115.9	-	121.9	120.9	90.0
05-Dec-07	115.9	-	121.9	120.9	90.0
21-Nov-07	115.8	-	121.9	117.5	N/A
07-Nov-07	117.5	-	N/A	110.9	90.0
24-Oct-07	119.0	-	123.9	108.0	90.0
10-Oct-07	118.5	-	123.9	108.5	90.0
26-Sep-07	121.9	-	126.9	112.4	90.0
12-Sep-07	121.9	-	126.9	112.4	90.0
29-Aug-07	121.9	-	126.9	111.4	90.0
15-Aug-07	121.9	-	126.9	111.4	90.0
01-Aug-07	121.9	-	126.9	111.4	90.0
18-Jul-07	121.9	-	126.9	111.4	90.0
4-Jul-07	121.9	-	126.9	111.4	90.0
20-Jun-07	121.9	-	126.9	111.4	90.0
06-Jun-07	120.9	-	124.9	111.4	90.0
23-May-07	118.9	-	120.9	111.4	90.0
09-May-07	114.4	-	118.9	108.4	90.0
25-Apr-07	109.9	-	113.9	108.4	90.0
11-Apr-07	108.9	-	113.9	107.3	90.0
28-Mar-07	103.9	-	103.9	105.3	90.0
14-Mar-07	97.9	-	103.9	104.3	90.0
February '07	98.9	-	103.9	106.4	90.0
January '07	101.1	-	105.9	109.6	90.0
December '06	97.7	-	102.9	101.4	90.0
November '06	96.9	-	102.9	101.4	90.0
October '06	103.2	-	107.4	104.2	90.5
September '06	113.3	117.0	117.5	114.5	90.0
August '06	120.8	123.6	126.6	115.4	90.0
July '06	116.7	118.4	121.4	109.4	90.0
June '06	112.9	115.9	118.9	108.7	90.0
May '06	112.9	115.9	118.9	106.4	89.0
April '06	119.0	121.5	123.5	104.2	84.9
March '06	101.9	104.9	106.9	106.4	95.9
February '06	105.9	107.9	109.9	111.7	95.4
January '06	105.9	107.9	109.9	112.9	91.4

9

Retail Motor Fuel Prices — Watson Lake

	Self-Serve			Full-Serve		
	regular	premium	diesel	regular	diesel	propane
26-Mar-08	130.9	138.9	140.9	-	133.9	99.5
12-Mar-08	129.9	138.9	134.9	-	120.9	89.9
27-Feb-08	128.9	137.9	131.9	-	120.9	89.9
13-Feb-08	126.9	133.9	129.9	-	120.9	89.9
30-Jan-08	126.9	139.9	129.9	-	120.9	89.9
16-Jan-08	126.9	137.9	129.9	-	120.9	89.9
2-Jan-08	126.9	137.9	135.9	-	120.9	89.9
19-Dec-07	125.9	134.4	131.9	-	120.9	89.9
5-Dec-07	124.9	135.9	133.9	-	120.9	89.9
21-Nov-07	122.4	132.4	120.9	-	120.9	89.9
7-Nov-07	119.9	132.4	118.4	-	120.9	89.9
24-Oct-07	120.9	133.6	115.2	-	120.9	89.9
10-Oct-07	121.9	133.2	116.6	-	120.9	89.9
26-Sep-07	120.9	133.2	117.6	-	120.9	89.9
12-Sep-07	120.9	133.2	116.2	-	120.9	89.9
29-Aug-07	124.9	133.2	116.2	-	120.9	89.9
15-Aug-07	123.9	132.9	115.9	-	120.9	89.9
1-Aug-07	123.4	131.9	115.2	-	120.9	89.9
18-Jul-07	123.9	132.4	115.2	-	120.9	89.9
4-Jul-07	123.4	131.7	115.2	-	120.9	89.9
20-Jun-07	124.9	132.4	116.4	-	120.9	89.9
6-Jun-07	126.4	134.4	114.9	-	120.9	89.9
23-May-07	126.2	132.2	115.2	-	120.9	89.9
9-May-07	120.4	126.4	115.9	-	120.9	89.9
25-Apr-07	116.6	122.6	115.9	119.9	120.9	89.9
11-Apr-07	112.6	119.9	113.9	119.9	120.9	89.9
28-Mar-07	109.9	117.2	110.6	116.9	113.9	89.9
14-Mar-07	109.9	117.2	110.6	116.9	113.9	89.9
February '07	109.9	117.6	111.5	116.9	113.9	89.9
January '07	109.9	118.6	113.1	116.9	117.9	89.9
December '06	109.9	118.4	106.6	116.9	117.9	89.9
November '06	109.9	118.7	106.9	116.9	117.9	89.9
October '06	113.4	121.9	110.4	116.9	117.9	89.9
September '06	123.4	129.2	118.4	128.9	121.9	89.9
August '06	125.7	131.8	119.4	128.9	121.9	89.9
July '06	123.5	128.8	117.4	128.9	119.9	89.9
June '06	119.9	125.7	114.3	120.9	117.9	89.9
May '06	119.9	125.7	113.9	120.9	117.9	89.9
April '06	117.3	124.1	115.3	118.9	117.9	89.9
March '06	109.6	118.2	113.2	112.9	117.9	89.9
February '06	109.6	118.2	115.6	112.9	117.9	89.9
January '06	109.6	118.2	115.6	112.9	117.9	89.9

10

Retail Motor Fuel Prices — Other Yukon Communities

	Beaver Creek self-serve		
	regular	premium	diesel
26-Mar-08	133.9	138.9	142.9
12-Mar-08	133.9	138.9	126.9
27-Feb-08	128.9	133.9	126.9
13-Feb-08	128.9	133.9	126.9
30-Jan-08	128.9	133.9	126.9
16-Jan-08	128.9	133.9	126.9
2-Jan-08	N/A	N/A	N/A
19-Dec-07	128.9	133.9	126.9
05-Dec-07	128.9	133.9	126.9
21-Nov-07	128.9	133.9	122.9
07-Nov-07	128.9	133.9	122.9
24-Oct-07	128.9	133.9	122.9
10-Oct-07	128.9	133.9	122.9
26-Sep-07	128.9	133.9	122.9
12-Sep-07	131.3	133.9	124.4
29-Aug-07	131.3	133.9	124.4
15-Aug-07	131.3	133.9	124.4
01-Aug-07	131.3	133.9	124.4
18-Jul-07	131.3	133.9	122.9
04-Jul-07	131.3	133.9	122.9
20-Jun-07	130.5	133.9	124.0
06-Jun-07	131.0	133.9	124.0
23-May-07	131.0	133.9	124.0
09-May-07	128.0	130.9	124.0
25-Apr-07	127.9	130.9	124.4
11-Apr-07	125.8	125.9	124.4
28-Mar-07	125.8	120.9	121.9
14-Mar-07	123.3	120.9	120.4
Feb '07	123.3	120.9	120.4
Jan '07	123.3	120.9	123.9
Dec '06	120.3	120.9	121.1
Nov '06	120.3	120.9	120.3
Oct '06	122.3	120.9	120.4
Sept '06	127.3	126.9	123.4
Aug '06	130.4	137.6	123.8
July '06	126.7	133.4	122.9
June '06	125.9	131.9	122.4
May '06	124.2	126.0	121.7
Apr '06	124.4	131.0	119.9
Mar '06	118.0	119.2	118.0
Feb '06	124.5	120.9	125.0
Jan '06	124.8	120.9	123.5

	Burwash Landing full-serve	
	regular	diesel
26-Mar-08	N/A	N/A
12-Mar-08	N/A	N/A
27-Feb-08	N/A	N/A
13-Feb-08	N/A	N/A
30-Jan-08	N/A	N/A
16-Jan-08	N/A	N/A
2-Jan-08	129.9	129.9
19-Dec-07	N/A	N/A
05-Dec-07	129.0	127.0
21-Nov-07	N/A	N/A
07-Nov-07	N/A	N/A
24-Oct-07	N/A	N/A
10-Oct-07	129.9	127.9
26-Sep-07	129.9	127.9
12-Sep-07	129.9	126.9
29-Aug-07	129.9	126.9
15-Aug-07	129.9	126.9
01-Aug-07	129.9	126.9
18-Jul-07	128.9	126.9
04-Jul-07	126.9	126.9
20-Jun-07	126.9	126.9
06-Jun-07	126.9	126.9
23-May-07	126.9	126.9
9-May-07	116.9	116.9
25-Apr-07	N/A	N/A
11-Apr-07	N/A	N/A
28-Mar-07	N/A	N/A
14-Mar-07	N/A	N/A
Feb '07	106.9	109.9
Jan '07	106.9	109.9
Dec '06	106.9	109.9
Nov '06	106.9	109.9
Oct '06	109.5	111.9
Sept '06	120.5	117.5
Aug '06	129.9	119.9
July '06	N/A	N/A
June '06	122.5	N/A
May '06	N/A	N/A
Apr '06	N/A	N/A
Mar '06	N/A	N/A
Feb '06	N/A	N/A
Jan '06	N/A	N/A

10

Retail Motor Fuel Prices — Other Yukon Communities

	Carcross self-serve		
	regular	premium	diesel
26-Mar-08	125.9	132.9	141.9
12-Mar-08	123.0	129.9	126.0
27-Feb-08	119.9	129.9	121.9
13-Feb-08	119.9	129.9	121.9
30-Jan-08	119.9	124.9	121.9
16-Jan-08	119.9	124.9	121.9
2-Jan-08	119.9	124.9	121.9
19-Dec-07	119.9	129.9	121.9
05-Dec-07	119.9	124.9	119.9
21-Nov-07	115.0	124.9	117.9
07-Nov-07	115.0	124.9	117.9
24-Oct-07	119.0	124.9	117.9
10-Oct-07	123.5	129.9	114.9
26-Sep-07	123.5	129.9	114.9
12-Sep-07	124.9	129.9	114.9
29-Aug-07	124.9	129.9	114.9
15-Aug-07	124.9	129.9	114.9
1-Aug-07	124.9	129.9	114.9
18-Jul-07	129.9	136.9	121.9
4-Jul-07	129.9	136.9	121.9
20-Jun-07	129.9	136.9	121.9
06-Jun-07	129.9	136.9	121.9
23-May-07	124.9	134.9	121.9
09-May-07	124.9	134.9	121.9
25-Apr-07	115.9	125.9	121.9
11-Apr-07	115.9	125.9	121.9
28-Mar-07	115.9	125.9	121.9
14-Mar-07	105.9	115.9	114.9
Feb '07	105.9	115.9	114.9
Jan '07	105.6	125.2	114.9
Dec '06	99.7	129.9	110.9
Nov '06	99.5	129.9	110.9
Oct '06	113.9	129.9	121.9
Sept '06	119.9	129.9	124.9
August '06	123.2	133.6	123.2
July '06	121.9	129.9	119.9
June '06	120.9	129.9	119.9
May '06	120.9	129.9	119.9
Apr '06	119.9	127.9	116.4
Mar '06	104.9	114.6	114.4
Feb '06	106.9	117.9	117.9
Jan '06	108.9	119.9	121.9

	Destruction Bay self-serve			full-serve
	regular	premium	diesel	propane
26-Mar-08	130.9	135.9	139.9	106.9
12-Mar-08	130.9	135.9	123.9	106.9
27-Feb-08	125.9	130.9	123.9	106.9
13-Feb-08	125.9	130.9	123.9	106.9
30-Jan-08	125.9	130.9	123.9	106.9
16-Jan-08	125.9	130.9	123.9	106.9
2-Jan-08	125.9	130.9	123.9	106.9
19-Dec-07	125.9	130.9	123.9	106.9
05-Dec-07	125.9	130.9	123.9	106.9
21-Nov-07	125.9	130.9	119.9	106.9
07-Nov-07	125.9	130.9	119.9	106.9
24-Oct-07	125.9	130.9	119.9	106.9
10-Oct-07	125.9	130.9	119.9	106.9
26-Sep-07	125.9	130.9	119.9	106.9
12-Sep-07	125.9	130.9	119.9	106.9
29-Aug-07	125.9	130.9	119.9	106.9
15-Aug-07	125.9	130.9	119.9	106.9
01-Aug-07	125.9	130.9	119.9	106.9
18-Jul-07	125.9	130.9	119.9	106.9
4-Jul-07	125.9	130.9	119.9	106.9
20-Jun-07	125.9	130.9	119.9	106.9
06-Jun-07	125.9	130.9	119.9	106.9
23-May-07	125.9	130.9	119.9	106.9
09-May-07	119.9	129.9	119.9	109.9
25-Apr-07	119.9	129.9	119.9	109.9
11-Apr-07	114.9	122.9	119.9	109.9
28-Mar-07	114.9	122.9	114.9	109.9
14-Mar-07	109.9	119.9	111.9	106.9
Feb '07	109.9	119.9	111.9	106.9
Jan '07	109.9	117.9	118.9	106.9
Dec '06	109.9	117.9	111.4	106.9
Nov '06	109.9	117.9	109.9	101.0
Oct '06	110.9	117.9	110.8	98.9
Sept '06	117.9	123.9	117.9	98.9
August '06	127.6	133.9	118.9	98.9
July '06	122.9	128.9	116.9	98.9
June '06	122.9	128.9	112.9	94.4
May '06	122.9	128.9	112.9	94.4
Apr '06	122.9	128.9	112.9	89.9
Mar '06	108.9	119.9	108.9	89.9
Feb '06	112.9	118.9	113.9	89.9
Jan '06	112.9	118.9	113.9	89.9

10

Retail Motor Fuel Prices — Other Yukon Communities

Pelly Crossing			Ross River			Tagish self-serve				full-serve
	regular	diesel		regular	diesel	regular	premium	diesel	propane	
26-Mar-08	129.9	139.9	26-Mar-08	135.9	151.9	26-Mar-08	122.9	127.8	127.4	96.0
12-Mar-08	129.9	139.9	12-Mar-08	135.9	151.9	12-Mar-08	122.9	127.8	127.4	96.0
27-Feb-08	129.9	139.9	27-Feb-08	128.9	132.9	27-Feb-08	120.4	127.8	122.4	96.0
13-Feb-08	129.9	139.9	13-Feb-08	128.9	132.9	13-Feb-08	120.4	127.8	122.4	96.0
30-Jan-08	129.9	139.9	30-Jan-08	128.9	132.9	30-Jan-08	120.4	127.8	125.9	95.0
16-Jan-08	129.9	149.9	16-Jan-08	128.9	132.9	16-Jan-08	122.4	127.8	123.9	85.0
2-Jan-08	129.9	139.9	2-Jan-08	128.9	132.9	2-Jan-08	122.4	127.8	122.9	85.0
19-Dec-07	129.9	132.9	19-Dec-07	129.9	132.9	19-Dec-07	122.4	127.8	125.9	85.0
05-Dec-07	N/A	N/A	05-Dec-07	N/A	N/A	05-Dec-07	122.4	127.8	125.9	85.0
21-Nov-07	129.9	124.9	21-Nov-07	128.9	132.9	21-Nov-07	124.9	N/A	118.9	89.0
07-Nov-07	129.9	124.9	07-Nov-07	128.9	132.9	07-Nov-07	124.9	N/A	118.9	N/A
24-Oct-07	129.9	124.9	24-Oct-07	128.9	132.9	24-Oct-07	120.4	N/A	115.9	85.0
10-Oct-07	129.9	124.9	10-Oct-07	128.9	132.9	10-Oct-07	122.4	127.8	115.9	85.0
26-Sep-07	129.9	124.9	26-Sep-07	128.9	127.9	26-Sep-07	122.4	127.8	115.9	85.0
12-Sep-07	129.9	124.9	12-Sep-07	128.9	127.9	12-Sep-07	122.4	127.8	115.9	85.0
29-Aug-07	129.9	124.9	29-Aug-07	128.9	121.9	29-Aug-07	122.4	127.8	115.9	85.0
15-Aug-07	129.9	125.9	15-Aug-07	128.9	121.9	15-Aug-07	121.4	127.8	115.9	85.0
1-Aug-07	129.9	125.9	01-Aug-07	128.9	121.9	01-Aug-07	121.4	127.8	114.4	85.0
18-Jul-07	129.9	124.9	18-Jul-07	128.9	121.9	18-Jul-07	121.4	127.8	114.4	85.0
4-Jul-07	129.9	124.9	04-Jul-07	128.9	121.9	04-Jul-07	121.4	127.8	114.4	85.0
20-Jun-07	129.9	124.9	20-Jun-07	123.9	113.9	20-Jun-07	121.4	127.8	113.4	85.0
06-Jun-07	129.9	124.9	6-Jun-07	123.9	113.9	6-Jun-07	119.9	127.8	114.4	85.0
23-May-07	129.9	124.9	23-May-07	123.9	113.9	23-May-07	118.4	125.8	114.4	85.0
09-May-07	129.9	124.9	9-May-07	123.9	113.9	09-May-07	112.4	118.8	114.4	85.0
25-Apr-07	119.9	124.9	25-Apr-07	119.9	124.9	25-Apr-07	112.4	118.8	114.4	85.0
11-Apr-07	119.9	124.9	11-Apr-07	119.9	124.9	11-Apr-07	110.4	114.8	111.4	85.0
28-Mar-07	116.9	124.9	28-Mar-07	119.9	124.9	28-Mar-07	109.4	112.8	111.4	85.0
14-Mar-07	105.9	124.9	14-Mar-07	119.9	124.9	14-Mar-07	105.4	104.8	110.4	85.0
Feb '07	108.9	124.9	Feb '07	119.9	124.9	Feb '07	104.4	104.8	110.2	85.0
Jan '07	116.9	129.9	Jan '07	119.9	124.9	Jan '07	105.2	104.8	113.7	85.0
Dec '06	111.9	113.9	Dec '06	119.9	124.9	Dec '06	107.4	104.8	111.2	85.0
Nov '06	111.9	113.9	Nov '06	119.9	124.9	Nov '06	104.9	105.8	108.4	85.0
Oct '06	111.9	113.9	Oct '06	119.9	124.9	Oct '06	105.2	108.3	109.4	85.0
Sept '06	117.9	120.4	Sept '06	129.9	129.9	Sept '06	114.2	121.8	113.7	85.0
August '06	128.2	126.6	August '06	132.2	127.2	August '06	122.4	116.7	-	-
July '06	129.9	124.9	July '06	132.4	121.9	July '06	120.9	113.2	-	-
June '06	124.9	119.9	June '06	127.9	121.9	June '06	118.4	111.4	-	-
May '06	118.9	119.9	May '06	121.9	123.9	May '06	117.4	113.0	-	-
Apr '06	124.9	119.9	Apr '06	115.9	119.9	Apr '06	108.9	110.5	-	-
Mar '06	109.6	117.2	Mar '06	115.9	119.9	Mar '06	102.6	109.3	-	-
Feb '06	112.9	119.9	Feb '06	115.9	119.9	Feb '06	107.9	113.0	-	-
Jan '06	112.9	119.9	Jan '06	115.9	122.9	Jan '06	108.4	114.9	-	-

Residential Fuel Prices in the Yukon

Average prices as of March 26th, 2008

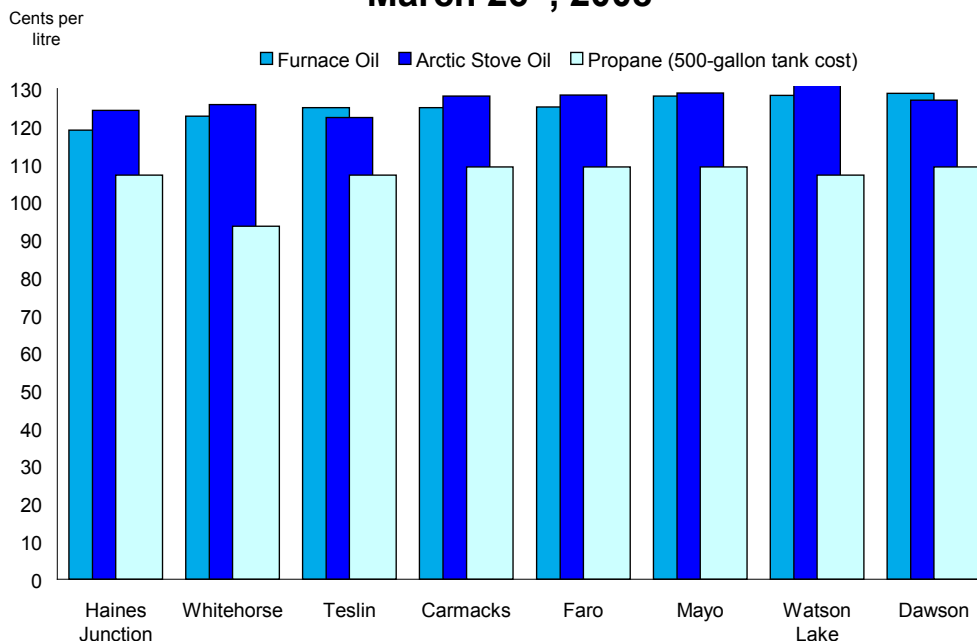
	Residential Heating Fuels		
	Furnace Oil	Arctic Stove Oil	Propane (500-gallon tank cost)
Carmacks	124.9	128.0	109.2
Dawson	128.7	126.9	109.2
Faro	125.1	128.3	109.2
Haines Junction	119.0	124.2	107.1
Mayo	128.0	128.8	109.2
Teslin	124.9	122.3	107.1
Watson Lake	128.2	131.9	107.1
Whitehorse	122.7	125.8	93.5

Notes: All prices are Canadian cents per litre, including all applicable taxes.
 "N/A" indicates this information is not available for the reporting period.

Average prices for residential furnace oil in the Yukon range from 119.0¢ per litre in Haines Junction to 128.7¢ per litre in Dawson. The price of arctic stove oil varies from 122.3¢ per litre in Teslin to 131.9¢ per litre in Watson Lake. Whitehorse had the lowest propane price at 93.5¢ per litre, while Carmacks, Dawson, Faro, and Mayo had the highest at 109.2¢ per litre

Price discounts may apply to seniors, members of unions or service groups, or for quick payment. Ask your fuel supplier for details.

Average Residential Heating Fuel Prices March 26th, 2008



12

Residential Heating Fuel Prices — Whitehorse

	Furnace Oil	Arctic Stove Oil	Propane (500-gallon tank cost)
26-Mar-08	122.7	125.8	93.5
12-Mar-08	116.8	120.0	88.2
27-Feb-08	112.5	115.7	88.2
13-Feb-08	109.3	112.4	88.2
30-Jan-08	109.6	112.4	88.2
16-Jan-08	112.9	116.3	86.1
02-Jan-08	112.6	115.8	83.5
19-Dec-07	113.4	116.6	82.0
05-Dec-07	112.6	115.8	78.9
21-Nov-07	109.2	112.1	77.3
07-Nov-07	103.8	107.0	77.3
24-Oct-07	101.2	104.4	73.8
10-Oct-07	98.3	102.0	73.8
26-Sep-07	98.3	101.7	73.8
12-Sep-07	99.6	102.8	72.2
29-Aug-07	97.4	101.1	72.2
15-Aug-07	97.6	101.1	72.4
01-Aug-07	98.8	102.5	71.7
18-Jul-07	95.1	98.8	70.9
04-Jul-07	95.9	99.6	70.4
20-Jun-07	96.4	100.0	70.4
06-Jun-07	95.1	98.4	70.4
23-May-07	98.1	101.2	70.4
09-May-07	96.5	99.6	70.4
25-Apr-07	98.8	102.3	70.4
11-Apr-07	100.7	103.6	68.8
28-Mar-07	97.3	100.4	68.8
14-Mar-07	98.6	101.8	68.8
February '07	96.4	99.4	68.8
January '07	98.0	101.1	67.0
December '06	92.6	95.9	65.4
November '06	87.6	91.0	65.4
October '06	87.0	90.4	66.3
September '06	92.5	95.9	66.3
August '06	105.4	108.7	68.4
July '06	99.7	103.1	70.0
June '06	97.8	101.2	67.7
May '06	95.5	98.9	67.7
April '06	95.6	99.5	73.2
March '06	88.2	92.0	65.2
February '06	91.0	95.1	65.2
January '06	94.3	98.4	63.1

13

Residential Heating Fuel Prices — Carmacks

	Furnace Oil	Arctic Stove Oil	Propane (500-gallon tank cost)
26-Mar-08	124.9	128.0	109.2
12-Mar-08	118.5	121.7	98.6
27-Feb-08	114.3	117.4	98.6
13-Feb-08	114.3	117.4	98.6
30-Jan-08	117.4	120.6	98.6
16-Jan-08	117.4	120.6	94.3
02-Jan-08	117.4	120.6	94.3
19-Dec-07	117.4	120.6	94.3
05-Dec-07	117.4	120.6	92.2
21-Nov-07	111.1	114.3	89.0
07-Nov-07	102.6	105.8	89.0
24-Oct-07	102.6	105.8	89.0
10-Oct-07	102.6	105.8	89.0
26-Sep-07	102.6	105.8	89.0
12-Sep-07	102.6	105.8	85.8
29-Aug-07	102.6	105.8	85.8
15-Aug-07	102.6	105.8	N/A
01-Aug-07	102.6	105.8	84.9
18-Jul-07	102.6	105.8	84.9
04-Jul-07	102.6	105.8	83.8
20-Jun-07	102.6	105.8	83.8
06-Jun-07	102.6	105.8	83.8
23-May-07	101.5	104.7	83.8
09-May-07	101.5	104.7	83.8
25-Apr-07	101.5	104.7	83.8
11-Apr-07	101.5	104.7	81.5
28-Mar-07	101.5	104.7	81.5
14-Mar-07	101.5	104.7	81.5
February '07	101.5	104.7	81.5
January '07	102.6	110.4	78.1
December '06	96.2	100.5	76.8
November '06	90.9	95.2	76.8
October '06	91.7	96.0	76.6
September '06	96.9	101.2	76.6
August '06	108.4	112.7	77.3
July '06	101.3	105.6	77.3
June '06	99.7	104.4	77.2
May '06	101.3	105.6	75.1
April '06	99.7	104.0	73.2
March '06	95.2	99.5	73.2
February '06	96.0	100.3	73.2
January '06	98.8	104.5	73.2

14

Residential Heating Fuel Prices — Dawson City

	Furnace Oil	Arctic Stove Oil	Propane (500-gallon tank cost)
26-Mar-08	128.7	126.9	109.2
12-Mar-08	120.5	123.7	98.6
27-Feb-08	118.1	120.5	98.6
13-Feb-08	116.8	120.5	98.6
30-Jan-08	121.3	122.1	98.6
16-Jan-08	116.3	120.0	94.3
02-Jan-08	116.3	120.0	94.3
19-Dec-07	116.3	120.0	94.3
05-Dec-07	116.3	120.0	92.2
21-Nov-07	117.2	120.9	91.2
07-Nov-07	112.9	116.7	91.2
24-Oct-07	114.0	117.7	91.2
10-Oct-07	114.0	117.7	91.2
26-Sep-07	114.0	117.7	91.2
12-Sep-07	114.0	117.7	87.9
29-Aug-07	114.0	117.7	87.9
15-Aug-07	114.0	117.7	n/a
01-Aug-07	114.0	117.7	87.9
18-Jul-07	114.0	117.7	87.9
04-Jul-07	115.1	117.7	86.8
20-Jun-07	114.0	117.7	86.8
06-Jun-07	114.0	117.7	86.8
23-May-07	113.5	117.2	86.8
09-May-07	113.5	117.2	86.8
25-Apr-07	113.5	117.2	86.8
11-Apr-07	113.5	117.2	83.6
28-Mar-07	112.4	116.1	83.6
14-Mar-07	112.4	116.1	83.6
February '07	111.4	115.1	83.6
January '07	110.6	113.8	80.3
December '06	105.5	109.3	79.0
November '06	102.3	106.6	79.0
October '06	103.5	107.8	78.7
September '06	112.5	116.8	78.7
August '06	119.0	122.7	79.5
July '06	111.3	115.6	79.5
June '06	111.3	115.6	77.4
May '06	108.1	112.4	76.3
April '06	110.4	114.8	75.3
March '06	106.3	110.6	75.3
February '06	109.2	113.5	75.3
January '06	111.3	115.6	75.3

15

Residential Heating Fuel Prices — Faro

	Furnace Oil	Arctic Stove Oil	Propane (500-gallon tank cost)
26-Mar-08	125.1	128.3	109.2
12-Mar-08	118.7	121.9	98.6
27-Feb-08	114.6	117.8	98.6
13-Feb-08	114.6	116.7	98.6
30-Jan-08	117.7	120.8	98.6
16-Jan-08	117.7	120.8	94.3
02-Jan-08	117.7	120.8	94.3
19-Dec-07	117.7	120.8	94.3
05-Dec-07	117.7	120.8	92.2
21-Nov-07	112.1	114.5	91.2
07-Nov-07	102.8	106.0	91.2
24-Oct-07	102.8	106.0	91.2
10-Oct-07	102.8	106.0	91.2
26-Sep-07	102.8	106.0	91.2
12-Sep-07	102.8	106.0	87.9
29-Aug-07	102.8	106.0	87.9
15-Aug-07	102.8	106.0	N/A
01-Aug-07	102.8	106.0	87.9
18-Jul-07	102.8	106.0	87.9
04-Jul-07	102.8	106.0	86.8
20-Jun-07	102.8	106.0	86.8
06-Jun-07	102.8	106.0	86.8
23-May-07	101.8	104.9	86.8
09-May-07	101.8	104.9	86.8
25-Apr-07	101.8	104.9	86.8
11-Apr-07	101.8	104.9	83.6
28-Mar-07	101.8	104.9	83.6
14-Mar-07	101.8	104.9	83.6
February '07	101.8	104.9	83.6
January '07	103.2	107.1	80.3
December '06	101.8	100.7	79.0
November '06	101.8	95.4	79.0
October '06	97.2	96.2	78.7
September '06	97.2	101.4	78.7
August '06	108.6	112.9	79.5
July '06	101.5	105.8	79.5
June '06	101.5	105.8	77.4
May '06	101.5	105.8	75.3
April '06	99.9	104.2	73.2
March '06	95.5	99.7	73.2
February '06	96.2	100.5	73.2
January '06	100.5	104.8	73.2

16

Residential Heating Fuel Prices — Haines Junction

	Furnace Oil	Arctic Stove Oil	Propane (500-gallon tank cost)
26-Mar-08	119.0	124.2	107.1
12-Mar-08	115.9	121.8	96.5
27-Feb-08	109.8	115.2	96.5
13-Feb-08	108.2	111.3	96.5
30-Jan-08	112.7	112.6	96.5
16-Jan-08	113.7	115.4	92.2
02-Jan-08	113.7	116.5	92.2
19-Dec-07	114.6	119.3	92.2
05-Dec-07	113.7	116.8	90.1
21-Nov-07	110.6	115.4	89.0
07-Nov-07	102.1	106.9	89.0
24-Oct-07	101.0	103.4	89.0
10-Oct-07	99.2	95.7	84.0
26-Sep-07	100.2	102.1	89.0
12-Sep-07	97.6	101.1	85.8
29-Aug-07	97.6	100.6	85.8
15-Aug-07	97.6	100.6	N/A
01-Aug-07	97.8	100.9	85.8
18-Jul-07	97.0	100.4	85.8
04-Jul-07	96.7	99.1	84.7
20-Jun-07	97.2	99.5	84.7
06-Jun-07	95.7	97.2	84.7
23-May-07	97.0	99.7	84.7
09-May-07	96.5	99.2	84.7
25-Apr-07	97.3	99.9	84.7
11-Apr-07	99.7	102.9	81.5
28-Mar-07	97.6	100.7	81.5
14-Mar-07	97.6	102.1	81.5
February '07	96.0	98.5	81.5
January '07	98.7	102.2	78.1
December '06	90.3	94.0	76.8
November '06	87.1	89.7	76.8
October '06	89.1	91.9	76.6
September '06	97.9	98.6	76.6
August '06	105.6	109.4	77.3
July '06	99.9	104.2	77.3
Jun '06	98.7	102.5	75.3
May '06	97.6	100.1	74.2
April '06	95.7	99.7	73.2
March '06	93.0	96.1	73.2
February '06	92.3	94.9	73.2
January '06	95.7	98.2	73.2

17

Residential Heating Fuel Prices — Mayo

	Furnace Oil	Arctic Stove Oil	Propane (500-gallon tank cost)
26-Mar-08	128.0	128.8	109.2
12-Mar-08	125.0	126.1	98.6
27-Feb-08	125.0	126.6	98.6
13-Feb-08	123.8	125.4	98.6
30-Jan-08	127.8	128.2	98.6
16-Jan-08	127.8	128.2	94.3
02-Jan-08	127.8	128.2	94.3
19-Dec-07	127.8	128.2	94.3
05-Dec-07	127.8	123.8	92.2
21-Nov-07	121.5	120.6	91.2
07-Nov-07	113.0	116.4	91.2
24-Oct-07	113.0	116.4	91.2
10-Oct-07	113.0	113.7	91.2
26-Sep-07	115.3	115.0	91.2
12-Sep-07	113.7	114.0	87.9
29-Aug-07	113.7	115.0	87.9
15-Aug-07	113.2	115.0	N/A
01-Aug-07	114.3	115.0	87.9
18-Jul-07	114.3	115.0	87.9
04-Jul-07	114.3	115.0	86.8
20-Jun-07	113.0	113.7	86.8
06-Jun-07	112.9	114.0	86.8
23-May-07	111.5	112.6	86.8
09-May-07	111.5	112.6	86.8
25-Apr-07	111.6	113.2	86.8
11-Apr-07	111.4	112.4	83.6
28-Mar-07	111.4	112.4	83.6
14-Mar-07	111.1	112.2	83.6
February '07	111.5	112.6	83.6
January '07	110.8	112.1	80.3
December '06	105.4	106.9	79.0
November '06	103.6	105.0	79.0
October '06	106.5	107.9	78.7
September '06	112.1	113.5	78.7
August '06	118.7	120.4	79.5
July '06	112.8	114.2	79.5
June '06	110.9	112.3	77.4
May '06	110.9	112.3	76.3
April '06	109.2	110.9	75.3
March '06	109.5	110.9	75.3
February '06	110.1	111.5	75.3
January '06	112.5	113.9	75.3

18

Residential Heating Fuel Prices — Teslin

	Furnace Oil	Arctic Stove Oil	Propane (500-gallon tank cost)
26-Mar-08	124.9	122.3	107.1
12-Mar-08	118.5	116.5	96.5
27-Feb-08	114.3	114.4	96.5
13-Feb-08	114.3	114.4	96.5
30-Jan-08	117.4	116.0	96.5
16-Jan-08	117.4	120.6	92.2
02-Jan-08	116.5	118.1	92.2
19-Dec-07	117.4	120.6	92.2
05-Dec-07	117.4	115.4	90.1
21-Nov-07	111.1	111.2	89.0
07-Nov-07	102.6	105.8	89.0
24-Oct-07	102.6	105.8	89.0
10-Oct-07	102.6	105.8	89.0
26-Sep-07	102.6	105.8	89.0
12-Sep-07	102.6	103.8	85.8
29-Aug-07	102.6	103.8	85.8
15-Aug-07	102.6	105.8	N/A
01-Aug-07	102.6	105.8	85.8
18-Jul-07	102.6	105.8	85.8
04-Jul-07	102.6	105.8	84.7
20-Jun-07	102.6	105.8	84.7
06-Jun-07	102.6	105.8	84.7
23-May-07	101.5	104.7	84.7
09-May-07	101.5	104.7	84.7
25-Apr-07	101.5	104.7	84.7
11-Apr-07	101.5	102.2	81.5
28-Mar-07	101.5	102.7	81.5
14-Mar-07	101.5	102.7	81.5
February '07	101.5	102.2	81.5
January '07	103.3	101.8	78.1
December '06	96.2	96.4	76.8
November '06	90.9	93.2	76.8
October '06	91.7	94.7	76.6
September '06	96.9	101.2	76.6
August '06	108.4	110.8	77.3
July '06	101.3	105.6	77.3
June '06	101.3	105.6	75.3
May '06	101.3	105.6	74.2
April '06	99.7	104.0	73.2
March '06	95.2	99.5	73.2
February '06	96.0	100.3	73.2
January '06	100.3	104.5	73.2

19

Residential Heating Fuel Prices — Watson Lake

	Furnace Oil	Arctic Stove Oil	Propane (500-gallon tank cost)
26-Mar-08	128.2	131.9	107.1
12-Mar-08	123.7	127.6	96.5
27-Feb-08	118.2	122.0	96.5
13-Feb-08	112.8	116.6	96.5
30-Jan-08	113.9	117.7	96.5
16-Jan-08	115.2	119.4	92.2
02-Jan-08	116.2	120.0	92.2

	Furnace Oil	Arctic Stove Oil	Propane (500-gallon tank cost)
23-May-07	98.5	101.8	84.7
09-May-07	98.4	101.7	84.7
25-Apr-07	98.8	102.1	84.7
11-Apr-07	100.6	103.9	81.5
28-Mar-07	101.4	104.7	81.5
14-Mar-07	100.2	103.4	81.5

19-Dec-07	118.7	122.5	92.2
05-Dec-07	117.1	120.9	90.1
21-Nov-07	111.8	116.2	89.0
07-Nov-07	102.8	106.0	89.0
24-Oct-07	102.0	106.3	89.0
10-Oct-07	100.8	104.7	89.0
26-Sep-07	100.8	104.7	89.0
12-Sep-07	100.9	104.7	85.8
29-Aug-07	99.7	102.8	85.8
15-Aug-07	99.3	102.4	N/A
01-Aug-07	100.6	103.7	85.8
18-Jul-07	98.5	102.4	85.8
04-Jul-07	98.5	102.0	84.7
20-Jun-07	99.3	102.6	84.7
06-Jun-07	97.9	101.2	84.7

February '07	98.5	101.4	81.5
January '07	100.4	103.6	78.1

December '06	91.4	95.3	76.8
November '06	87.5	91.3	76.8
October '06	88.4	92.2	76.6
September '06	92.6	96.3	76.6
August '06	105.4	109.4	77.3
July '06	100.5	104.9	77.3
June '06	98.3	102.7	75.3
May '06	98.9	103.4	74.2
April '06	96.8	101.2	73.2
March '06	91.0	95.4	73.2
February '06	92.1	96.5	73.2
January '06	97.4	102.3	73.2

Information collected by The Yukon Bureau of Statistics for the Department of Economic Development.

Next release: April 24th, 2008



Additional information:
The Yukon Government
Executive Council Office
Bureau of Statistics (A-8C)
Box 2703, Whitehorse, Yukon Y1A 2C6
Telephone: (867) 667-5640; Fax: (867) 393-6203
email: ybsinfo@gov.yk.ca
website: <http://www.eco.gov.yk.ca/stats/>