



# HUNTER EFFORT SURVEY 2013

---

## *BLACK BEAR AND GRIZZLY BEAR*

Findings and summary report of the 2013 Hunter Effort Survey for black bear and grizzly bear seal holders.



# 2013 HUNTER EFFORT SURVEY

## *BLACK BEAR AND GRIZZLY BEAR SEAL HOLDERS*

---

### EXECUTIVE SUMMARY

The 2013 Hunter Effort Survey for black bear and grizzly bear gathered information from bear seal holders<sup>1</sup> following the close of the 2013 bear hunting season. The survey collected details on hunter effort, such as motivations for bear hunting, modes of transportation used, size of hunting party and length of trips, and location of hunting areas.

The majority of the 1258 respondents were male (88%), and nearly 70% of hunters were between 31 and 64 years of age. The majority lived in Whitehorse.

Overall, it was determined that many respondents purchased a seal for the 2013 season in the event of a bear conflict. This pattern is likely to continue in future hunting seasons. Of the black bear hunters, 48% said they planned to hunt black bear in the future, whereas 45% would only do so if required to defend life or property, and 7% stated that they would not hunt for black bear in the future. Similarly, 40% of the grizzly bear hunters said they planned to hunt grizzly bear in the future, whereas 51% would do so only if required to defend life or property, and 9% stated that they would not hunt for grizzly bear in the future.

Of respondents who planned to hunt bear, 99% said they would select a male bear over a female. May and September were the most popular months for black and grizzly bear hunting, with zones 8, 4, and 10 frequented more than others. While black bears were equally hunted for meat (63%) and trophy (61%), grizzly bears were more likely to be hunted for a trophy (69%), and much less likely to be hunted for meat (17%).

Most hunters said they were very or somewhat satisfied with their black bear (73%) or grizzly bear (70%) hunting trips. Also, 80% of hunters said they were satisfied with mandatory reporting and compulsory submissions in Yukon, and 85% were satisfied with their experiences dealing with Environment Yukon.

### METHODOLOGY

The questionnaire was designed by the Department of Environment. The Yukon Bureau of Statistics supported the survey design and then administered the survey, analyzed the data and prepared this report.

---

<sup>1</sup> A bear seal is a small paper tag used to record bear kill details including date, hunting zone, and sex.

The survey was a census of all 1833 black and grizzly bear holders and was conducted by mail in February, 2014. Follow-up telephone interviews were conducted with those respondents who did not return the questionnaire in the mail.

Data cleaning was conducted to ready the dataset for analysis and consisted of correcting invalid data entries, ensuring consistent numerical formatting, and properly coding any open-ended responses to previously available categories. Non-responses were not included in the question-by-question analysis. Finally, as this was a census of all bear seal holders, weights were not applied to any of the estimates given in this report.

A total of 1258 (69%) surveys were completed (Table 1a).

### Survey Questionnaire Results

n	Description
63	Incorrect phone number
125	Non-working number
3	Fax Machine
3	Cell Phone
211	No Contact / No Answer
1	Answering Machine or Message Number Only
63	Absent for Duration
1	Interview requested in French
6	Language Barrier
1	Household member hangs up
14	Out of Scope
2	Partially Completed
14	Unusual / Special Circumstance [Handicapped]
68	Refusal
<b>1258</b>	<b>Completed Surveys</b>
<b>1833</b>	<b>Total Sample</b>
5.1%	Refusal Rate

The refusal rate for the Hunter Effort survey was 5.1%. Reasons given for refusals are detailed in Table 1b.

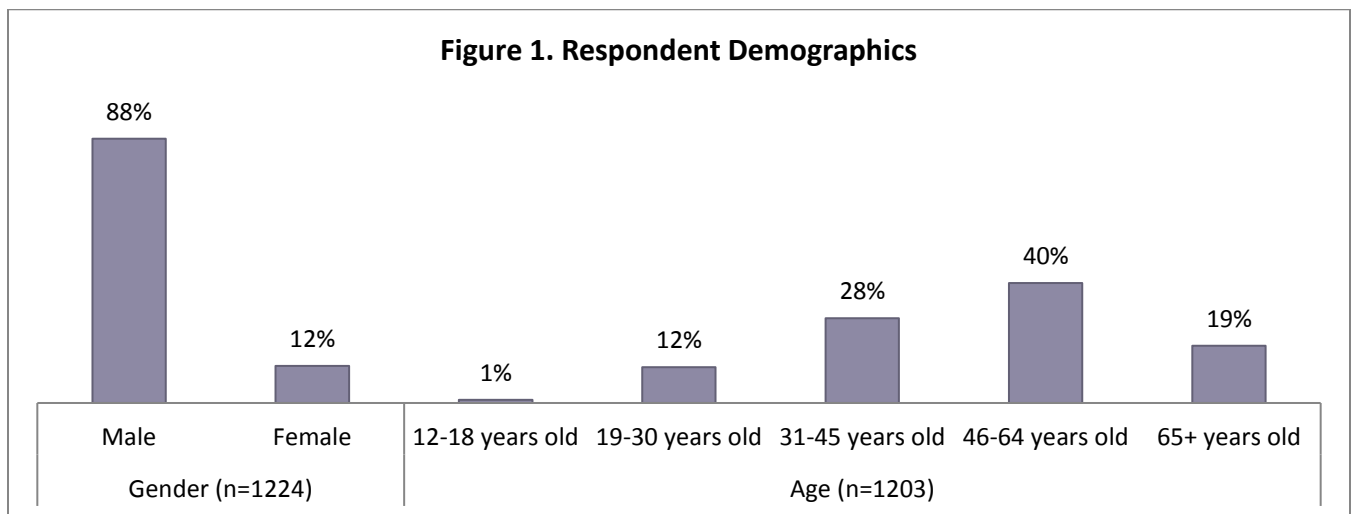
n=68	Table 1b. Reason Given for Refusal
21	Not Interested
13	It's not mandatory
8	Doesn't do any surveys
9	Too busy / No time
4	Didn't hunt bear so no need to do the survey
3	Wants to discuss the survey with Environment (will go to their office to discuss the survey)
3	Thinks the survey is too in depth, long, confusing and frustrating

- 2 Doesn't give information over the telephone
- 2 Not willing to give out any information
- 1 Feels the survey is a waste of time and money
- 1 Feels the purpose of the survey is not clearly stated
- 1 Afraid he/she might get into trouble for some of their answers

## HUNTER DEMOGRAPHICS

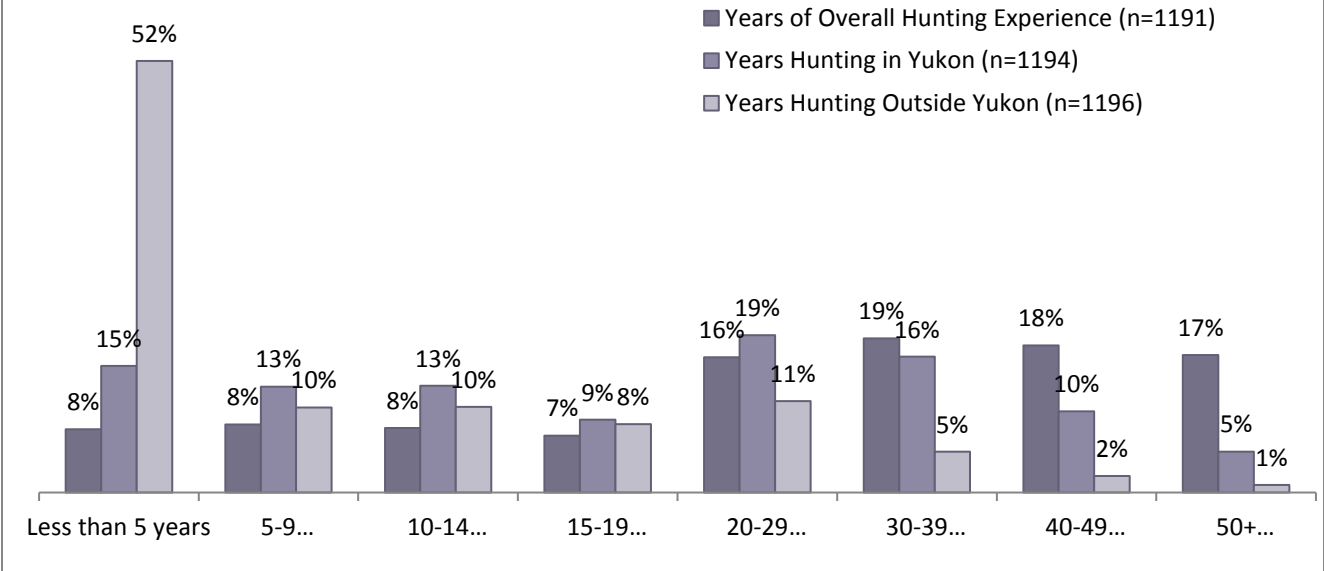
Basic demographic information was collected from survey respondents including gender, age, and years of hunting experience.

The majority of respondents were male (88%) and just 13% were 30 years old or younger; nearly 70% of hunters were between 31 and 64 years of age (Figure 1). Sixty-five percent of respondents indicated they lived in Whitehorse as of November 15, 2013.



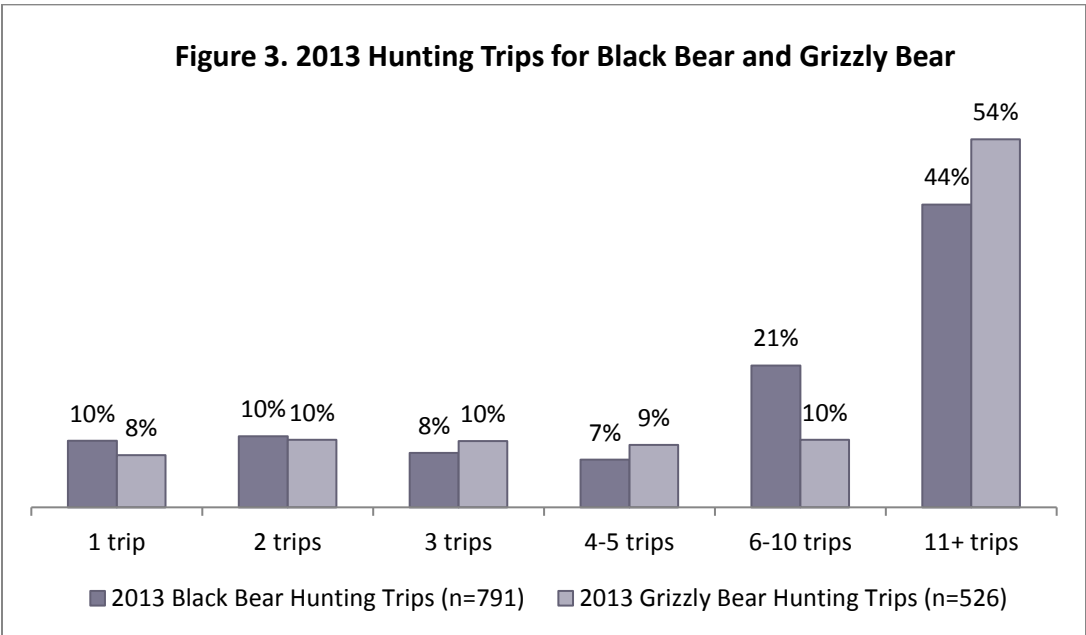
When asked about years of overall hunting experience, of 1191 responses, nearly 70% said they had hunted for at least twenty years, while 16% had hunted for less than ten years. Regarding years of hunting in Yukon, of 1194 responses, half said they had hunted in Yukon for at least twenty years, and another 28% specified having hunted for at least ten years. There were 1196 responses concerning hunting outside Yukon; 52% had less than five years of hunting experience outside Yukon (Figure 2).

**Figure 2. Years of Hunting - Overall, In Yukon and Outside Yukon**



The respondents stated that they made a total of 5631 hunting trips in Yukon for any species of animal in 2013. Of these trips, 1317 (23%) were for bear of either species. Altogether, 14% of all hunting trips in Yukon were for black bear and 9% were for grizzly bear. When asked about bear hunting trips, respondents noted 791 individual hunting trips for black bear. Hunting excursions comprised of 6 trips or more made up 65% of all black bear excursions. Respondents noted 526 individual hunting trips for grizzly bear, where excursions of 6 or more trips made up 64% of all grizzly bear excursions (Figure 3).

**Figure 3. 2013 Hunting Trips for Black Bear and Grizzly Bear**

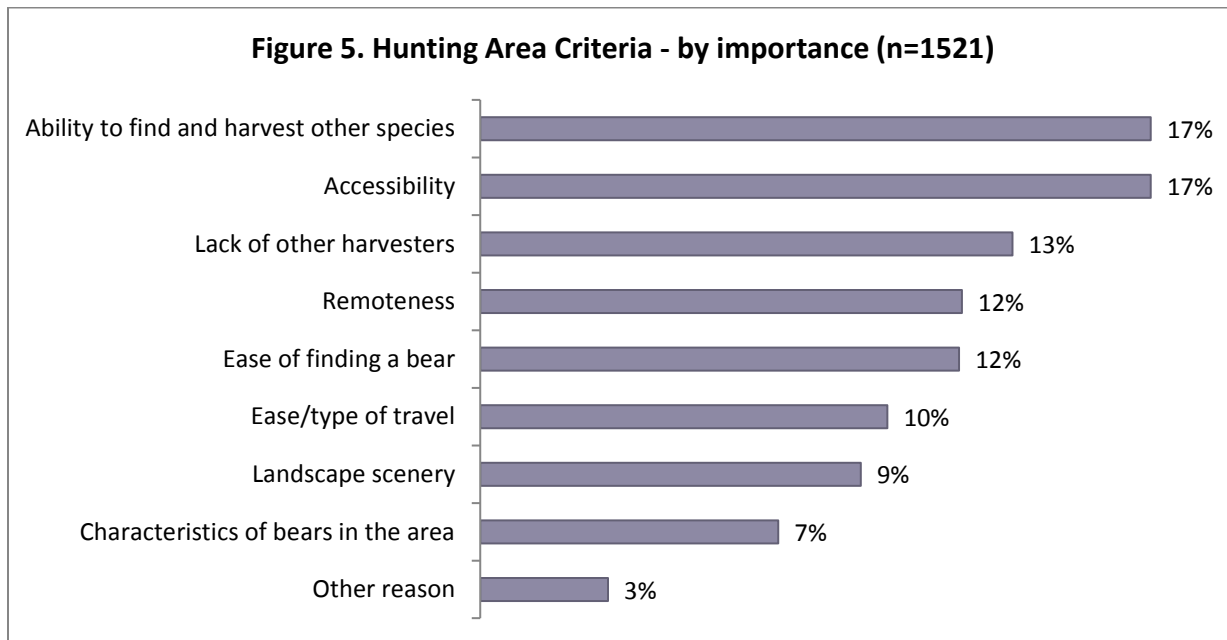


## EFFORT - BLACK BEAR

There were 1191 black bear seal holders in 2013 responding to the survey. Of them, 69% respondents said they did not plan to harvest a black bear in 2013, but purchased a black bear seal in case there was a conflict with a bear for any reason; 41% purchased a seal in the event of a black bear encounter while specifically hunting for another species of animal. Opportunistic hunting, such as carrying a rifle in-vehicle during hunting season and using it when a black bear is sighted, was indicated by 12% of responding hunters. Of 590 responses from hunters who did plan to hunt black bear, 48% said that the main reason was for food, 43% hunted for the hide and/or as a trophy, and 8% had other reasons for hunting black bear.

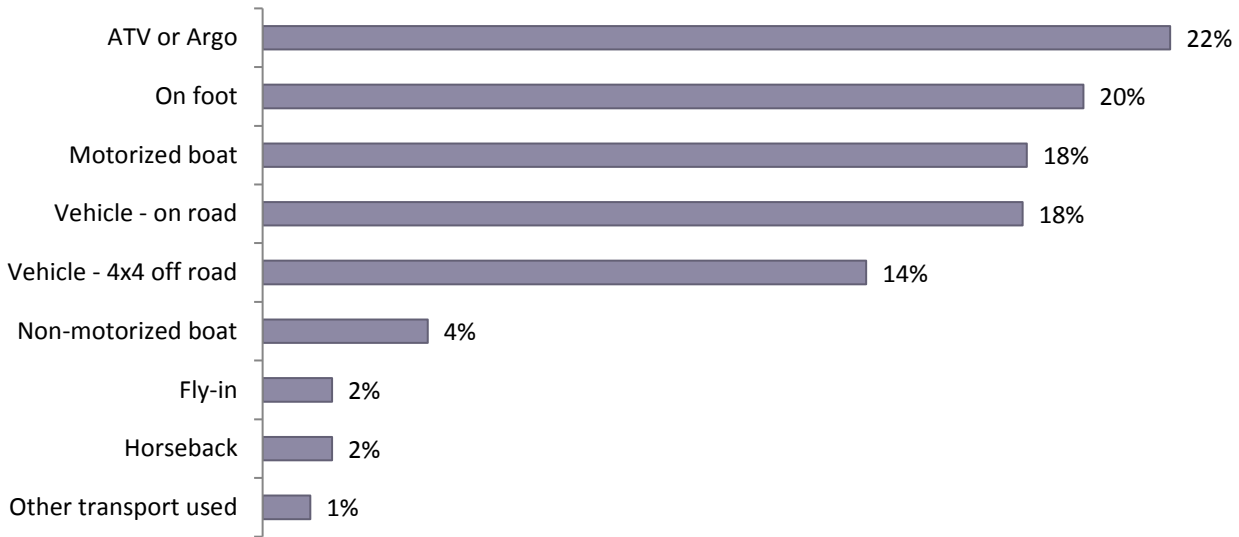
When hunting for black bear, 12% of the 597 respondents hunted in the same area; 34% hunted in a different area each time they hunted; another 34% usually hunted in the same area with an occasional hunt elsewhere; and 20% specified 'other area'.

The respondents identified a range of aspects they considered important when selecting an area to hunt black bears, including the ability to find other wildlife species (17%), remoteness (13%), and scenery (9%) (Figure 5).



The three most frequently used modes of transportation in black bear hunting trips were ATV/Argo (22%), travelling on foot (20%) and motorized boat (18%) (Figure 6).

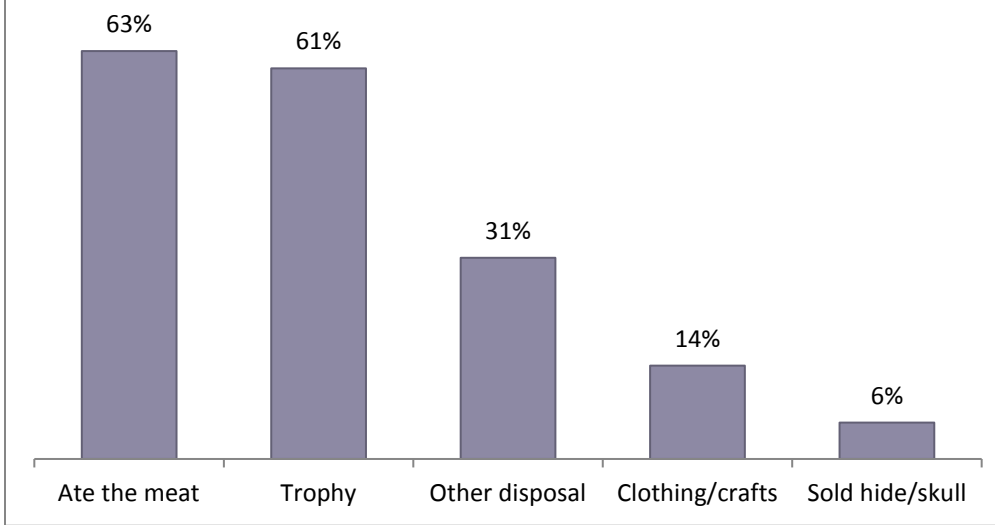
**Figure 6. Black Bear Hunting Modes of Transportation Used (n=969)**



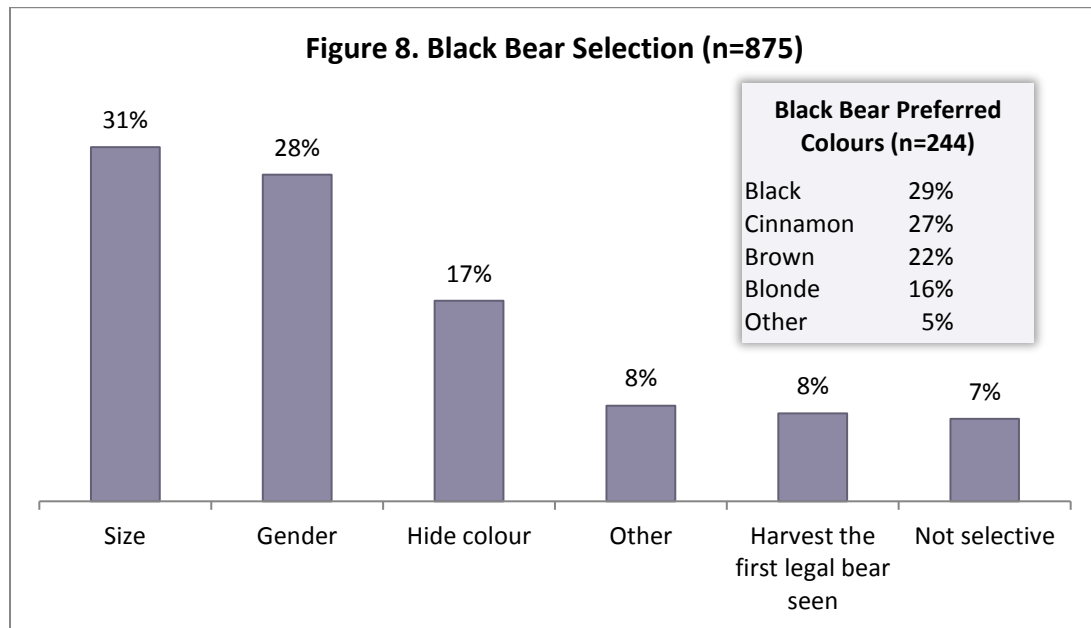
Forty-eight percent of the 597 respondents planned to hunt black bear in the future, whereas 45% would only do so if required to defend life or property. Only 7% stated that they would not hunt for black bear in the future.

A total of 442 hunters stated that they had harvested a black bear in Yukon in their lifetime. Of all responses given, 63% ate the meat, 61% used the animal for trophy purposes, and 14% used the carcass for clothing/crafts (Figure 7). Just over half (53%) of those who ate the meat consumed at least three quarters of it. 'Other disposal' included respondents who either kept the hide/skull or gave them away.

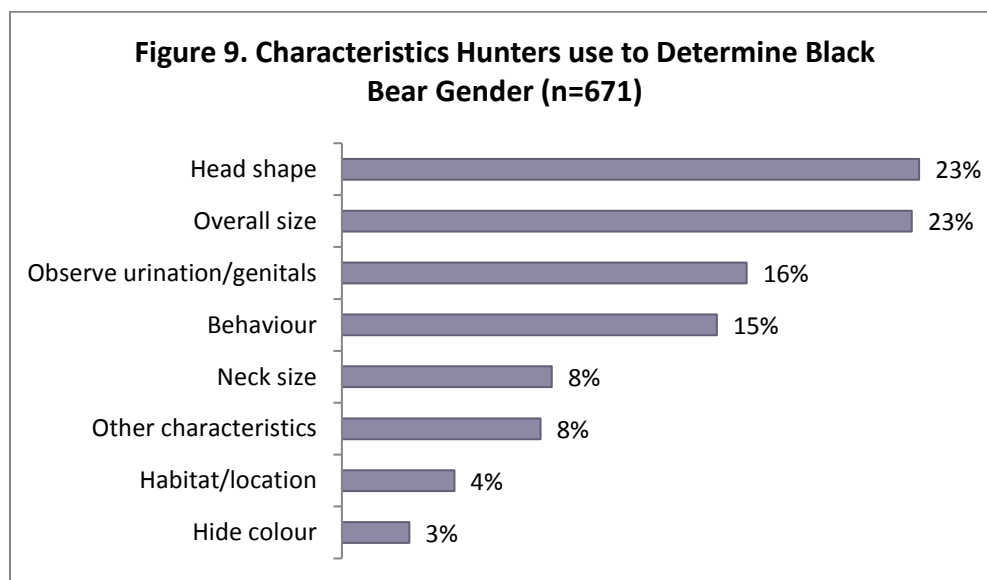
**Figure 7. Black Bear Processing after Harvesting (n=442)**



There were a number of characteristics that hunters used to select a black bear for harvesting; size (18%) and gender (17%) were the top two criteria (Figure 8). The majority of 'N/A' responses were given by individuals who were not actively hunting black bears. When selecting a black bear based on hide colour, black was most preferred (29%), followed by cinnamon (27%) and brown (22%) (Figure 8). Ninety-nine percent of responding hunters preferred to harvest male black bears.



There were a number of characteristics hunters used to identify male and female black bears, including head shape (23%), behaviour (15%) and habitat (4%) (Figure 9).



The respondents were asked when they first hunted black bear in Yukon, and amongst the 495 hunters who responded to this question, the earliest was 1952. Five percent of hunters who answered this question stated



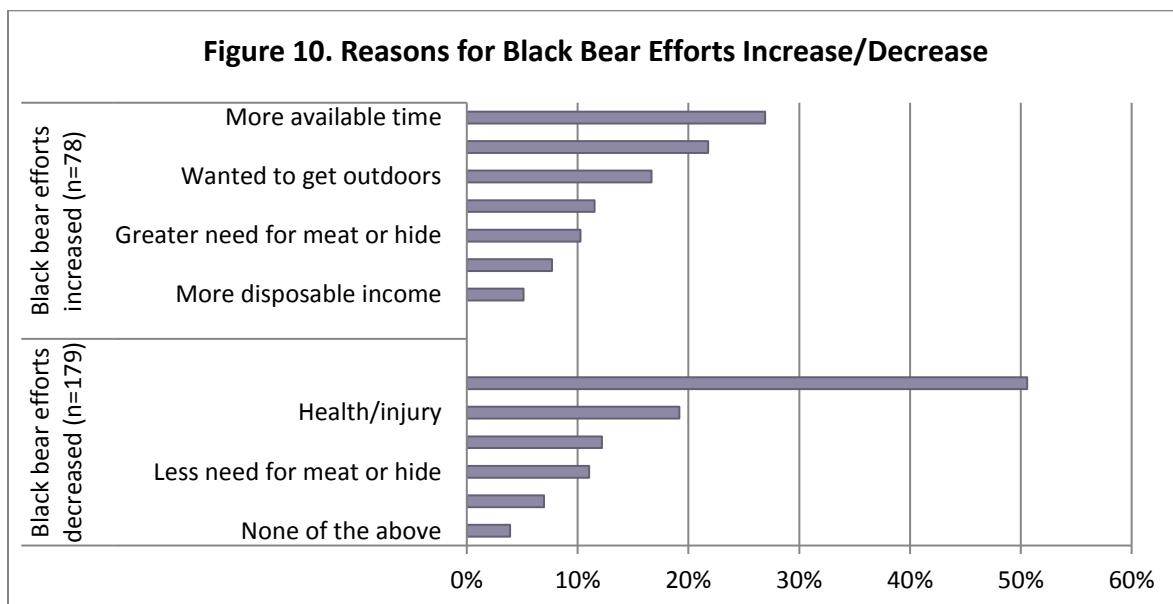
that they first hunted for black bear in Yukon between 1952 and 1969, while just over half (52%) first hunted for black bear in Yukon between 2000 and 2013. Since the first time hunting, 10% of responding hunters said they hunted black bear once, 43% had hunted black bear every year, and 11% hunted black bear every second year. Thirty-seven percent specified some 'other' black bear hunting frequency. Of the 45 hunters who specified when they had hunted black bear once before, nearly half (49%) hunted between 2009 and 2013, 27% hunted between 2000 and 2009, and 24% had hunted grizzly bear between 1964 and 1999.

When asked how many black bears hunters had harvested in Yukon in their lifetime, 60% of the 361 respondents killed one to two black bears, and 9% killed ten or more (Table 2).

**Table 2. Number of Black Bears Harvested in Yukon in Hunters' Lifetime (n=361)**

1 Black bear	42%
2 Black bears	18%
3 Black bears	12%
4 Black bears	5%
5 Black bears	6%
6-9 Black bears	8%
10 or more black bears	9%

Compared to the last time respondents held a black bear seal, hunting efforts in 2013 stayed the same for 80% of the 974 respondents, decreased for 15% and increased for 5%. The main reasons given for the decrease in efforts included lack of time (51%), health problems or injury (19%), and other reasons (11%) such as being too busy to hunt. The main reasons given for the increase were that hunters had more available time (27%), or other reasons (22%) which, most frequently, were that it was the first time they were out hunting black bear, or they wanted to get outdoors (17%) (Figure 10).



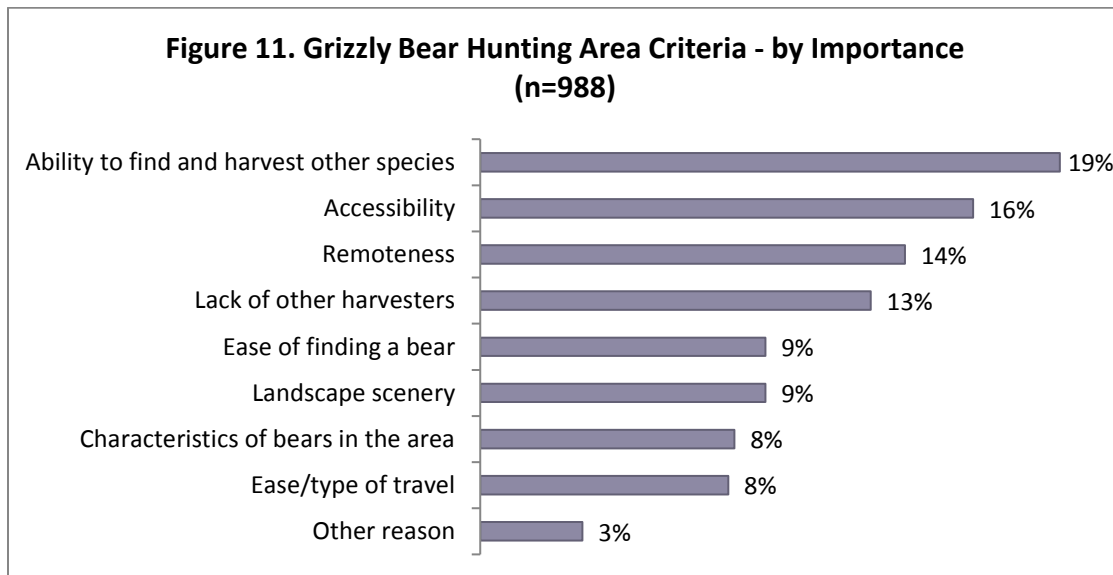
Seventy-one percent of respondents were either 'very satisfied' or 'somewhat satisfied' when asked how satisfied they were with how clearly the black bear hunting rules were explained in the annual hunting regulations. Nine percent were neither satisfied nor dissatisfied, and 3% indicated 'somewhat dissatisfied' or 'very dissatisfied'. The remaining 17% felt the question was not applicable or they did not know.

**EFFORT - GRIZZLY BEAR**

There were 953 grizzly bear seal holders in 2013 responding to the survey. Of them, 953 (75%) respondents said they did not plan to harvest a grizzly bear in 2013, but purchased a grizzly bear seal in case there was a conflict with a bear for any reason; 45% purchased a seal in the event of a grizzly bear encounter while specifically hunting for another species of animal. Eleven percent of the responding hunters said that they hunted opportunistically, for example by carrying a rifle in their vehicle during hunting season. Of 302 responses from hunters who planned to hunt grizzly bear, 69% did it for the hide and/or as a trophy, while for 18%, the main reason was for food.

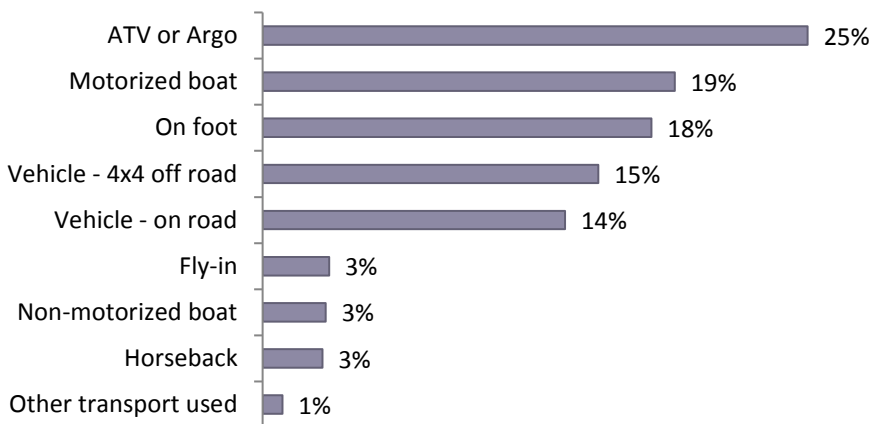
When hunting for grizzly bear, 36% of the 378 respondents hunted in the same area with occasional trips to different areas, 35% hunted in a different area for each hunt, 19% specified 'other area', and 10% hunted in the same area for each hunt.

The respondents identified a range of aspects considered important when selecting an area to hunt grizzly bears, including the ability to find other wildlife species there (19%), remoteness (14%), and scenery (9%) Figure 11).



The three most frequently used modes of transportation in grizzly bear hunting trips were ATV/Argo (25%), motorized boat (19%), and travelling on foot (18%) (Figure 12).

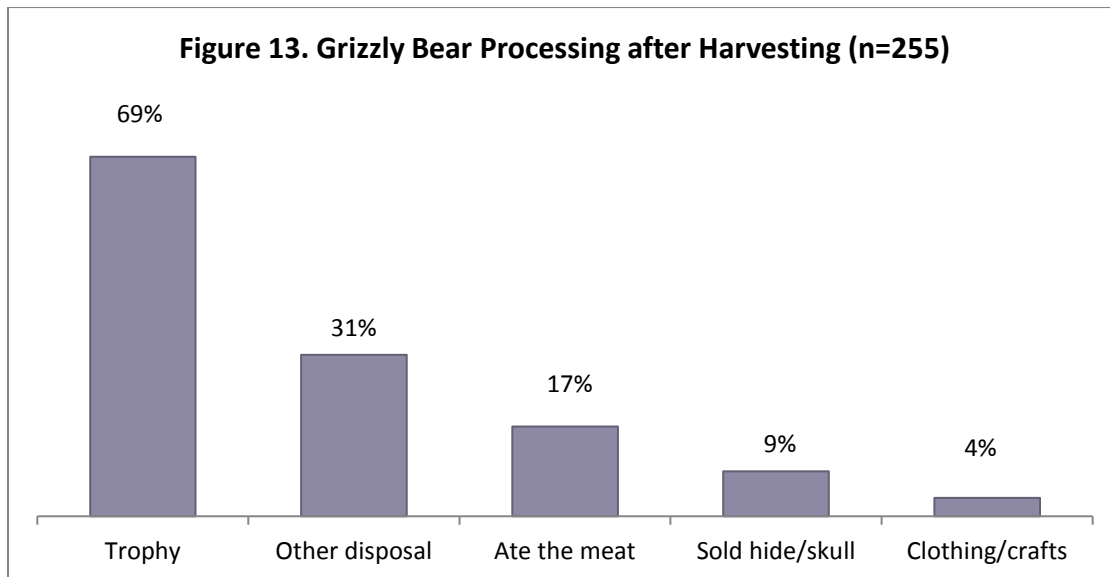
**Figure 12. Grizzly Bear Hunting Modes of Transportation Used (n=660)**



Forty percent of the 903 respondents planned to hunt grizzly bear in the future, whereas 51% would do so only if required to defend life or property. Only 9% stated that they would not hunt for grizzly bear in the future.

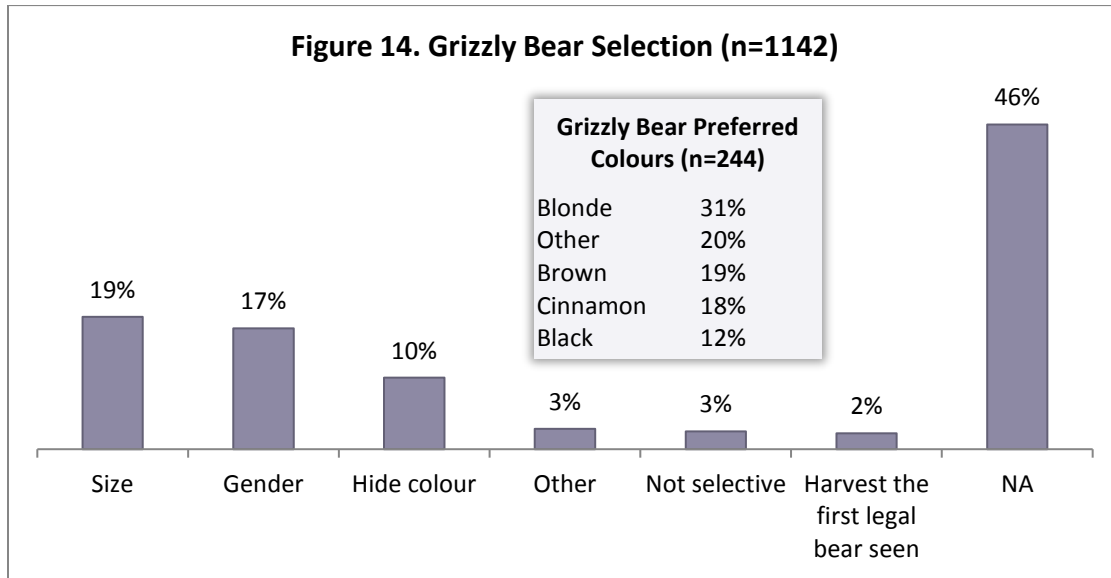
A total of 255 hunters stated that they had harvested a grizzly bear in Yukon in their lifetime. Of all responses given, 69% used the animal for trophy purposes, 17% ate a portion of the meat, 9% sold the hide, and 4% used the carcass for clothing/crafts (Figure13). Thirty-one percent indicated ‘other disposal’ and included those who either kept the hide/skull or gave them away. Of those who ate the meat, 43% consumed at least half of it.

**Figure 13. Grizzly Bear Processing after Harvesting (n=255)**

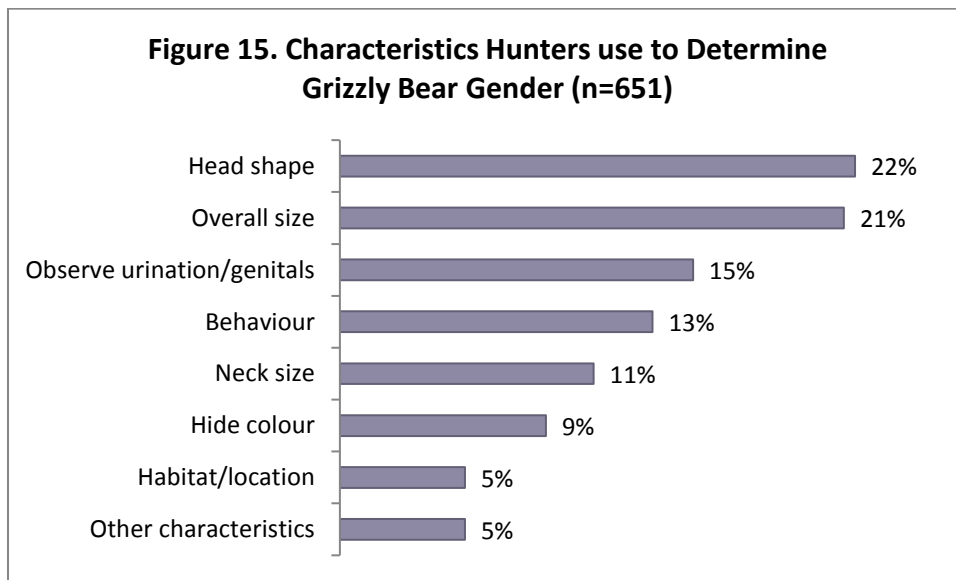


There were a number of characteristics that hunters used to select a grizzly bear for harvesting; size (19%) and gender (17%) were the top two selected (Figure 15). The majority of ‘N/A’ responses were given by individuals who were not actively hunting grizzly bears. When selecting a grizzly bear based on hide colour, blonde was most preferred (31%), followed by brown (19%) (Figure 14). ‘Other colour’ was selected by 20% of respondents

who indicated that they would prefer a silver-tipped hide, and others who wanted a good quality hide. Ninety-nine percent of responding hunters preferred to harvest male grizzly bears.



There were a number of characteristics hunters used to differentiate between male and female grizzly bears, including the shape of the head (22%), behaviour (13%) and habitat (5%) (Figure 15).



The earliest that a respondent claimed to have hunted grizzly bear in Yukon was in 1952. Five percent of grizzly hunters stated that their first year for grizzly bear hunting in Yukon was between 1952 and 1969, while 46% hunted grizzly bear in Yukon between 2000 and 2013.

Since the first time hunting, 5% of responding hunters said that they had hunted grizzly bear once, 43% had hunted grizzly bear every year, and 8% hunted grizzly bear every second year. Forty-four percent specified

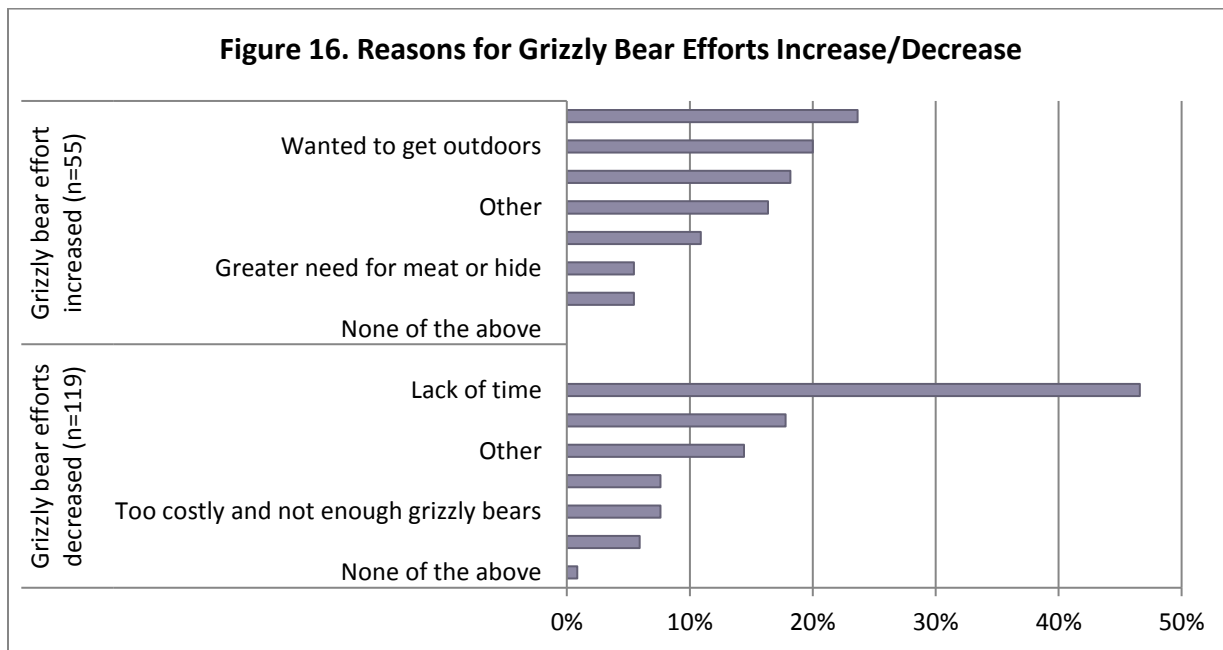
other grizzly bear hunting frequency. Of the 13 hunters who specified when they had hunted grizzly bear once before, 62% hunted between 1980 and 2009, and 38% hunted between 2010 and 2013.

When asked how many grizzly bears hunters had harvested in Yukon in their lifetime, 82% of the 195 respondents said that they had killed one to two grizzly bears and 18% killed three or more (Table 3).

**Table 3. Number of Grizzly Bears Harvested in Yukon in Hunters' Lifetime (n=195)**

1 Grizzly bear	64%
2 Grizzly bears	18%
3 Grizzly bears	13%
4 or more grizzly bears	5%

Compared to the last time respondents held a grizzly bear seal, hunting efforts in 2013 had stayed the same for 84% of the 747 respondents, decreased for 13% and increased for 4%. The main reasons given for the decrease were lack of time (47%), health problems or injuries (18%), and other reasons (16%) such as being too busy to hunt. The main reasons given for the increase included having more available time (24%), wanting to get outdoors (20%) and being better equipped (18%) (Figure 16).



Seventy percent of respondents were either 'very satisfied' or 'somewhat satisfied' when asked how satisfied they were with how clearly the grizzly bear hunting rules were explained in the annual hunting regulations. Ten percent were neither satisfied nor dissatisfied, and 4% indicated 'somewhat dissatisfied' or 'very dissatisfied'. The remaining 15% felt the question was not applicable or they did not know.

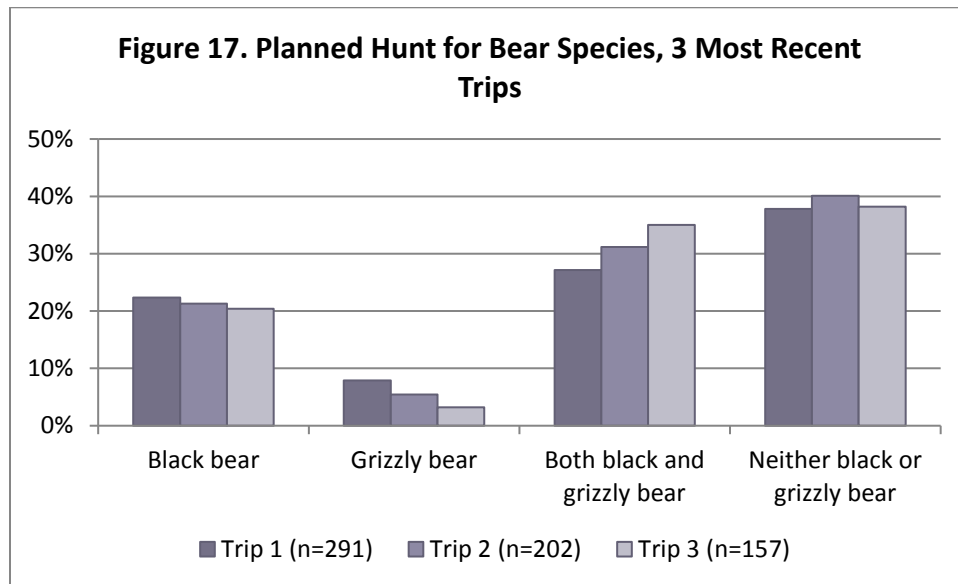
## MOST RECENT YUKON HUNTING TRIPS

Respondents were asked to provide information on their first, second, and third most recent hunting trips for any species in Yukon. The following information was requested for each trip:

- Whether the trip was planned;
- Whether they planned to hunt for black bear, grizzly bear, both, or neither;
- If not a planned hunt, what species of bear, if any, would be harvested if the opportunity arose;
- The number of hunters in the party;
- The start date of the hunting trip;
- The number of days they hunted, and the total length of the trip, in days;
- The modes of transportation used;
- The Game Management Subzones in which the hunt took place.

### Highlights of Three Most Recent Hunting Trips

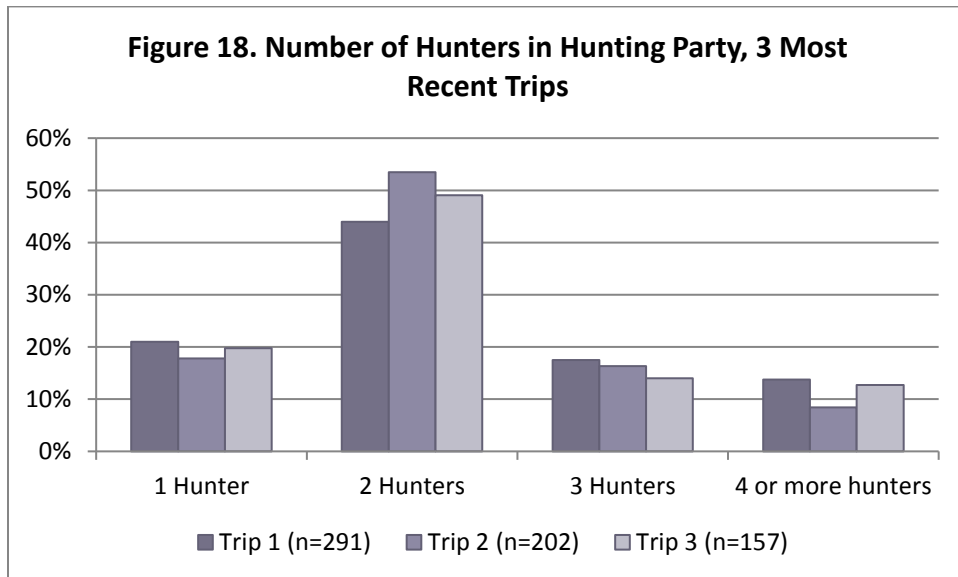
There were 291 trips recorded for the most recent trip, 202 trips recorded for the second most recent trip, and 157 trips recorded for the third most recent trip. For the three most recent hunting trips, more trips occurred in 2013 than in other years: 83% of trip 1, 65% of trip 2, and 51% of trip 3 (Figure 17). Over 85% of all trips were planned.



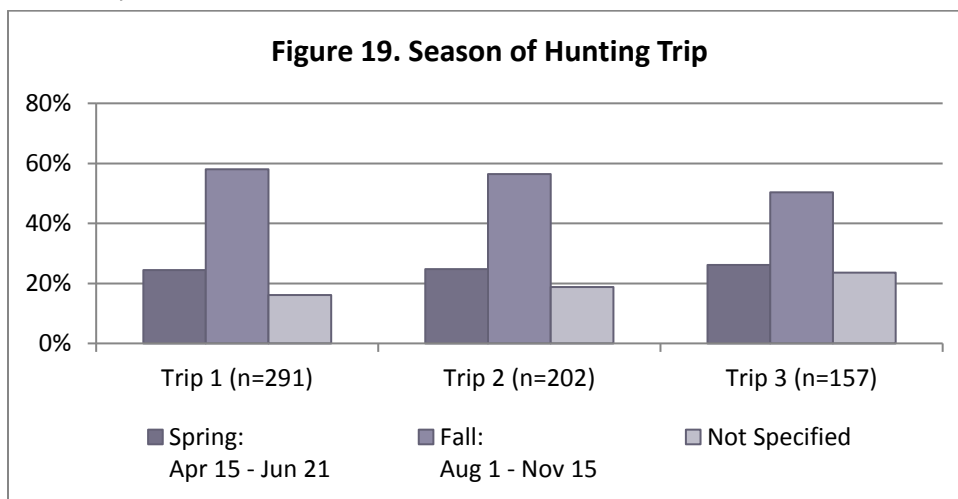
Although the majority of hunting trips were planned, nearly 40% of the three trips were not specifically for bear of either species.

Outside of a planned hunt, 37% of respondents indicated that if the opportunity arose, they would harvest either a black bear or a grizzly bear.

More hunting trips were conducted by a party of 2 hunters for trip 1 (44%), trip 2 (54%) and trip 3 (50%) than by a single hunter (Figure 18).

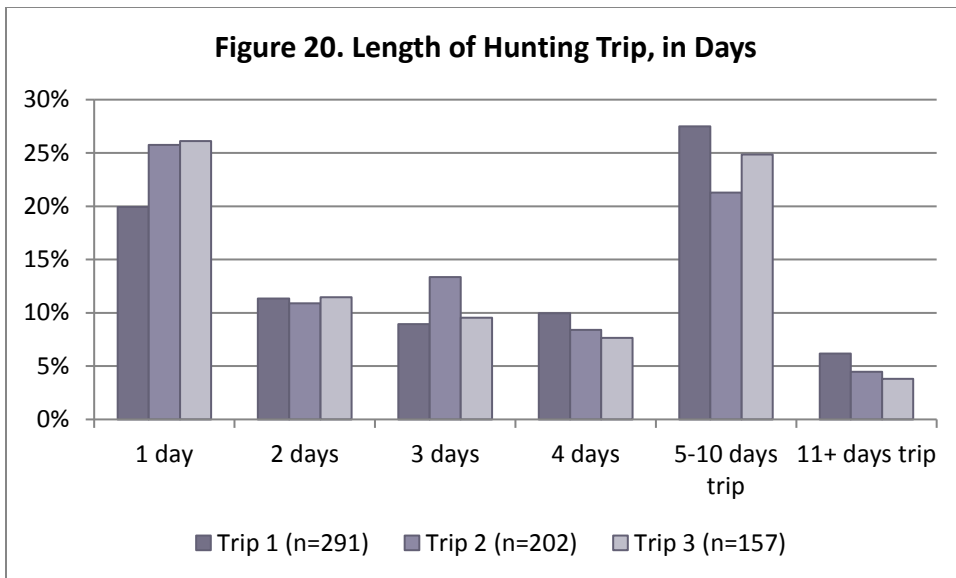


Overall, the start date for trips occurred more often during the fall hunting season (August 1 to November 15), comprising at least half of the three most recent trips, as compared with the spring season (April 15 to June 21) (Figure 19). However, nearly half (49%) of ‘trip 1’ occurred in the fall/winter, likely due to the timing of the survey.

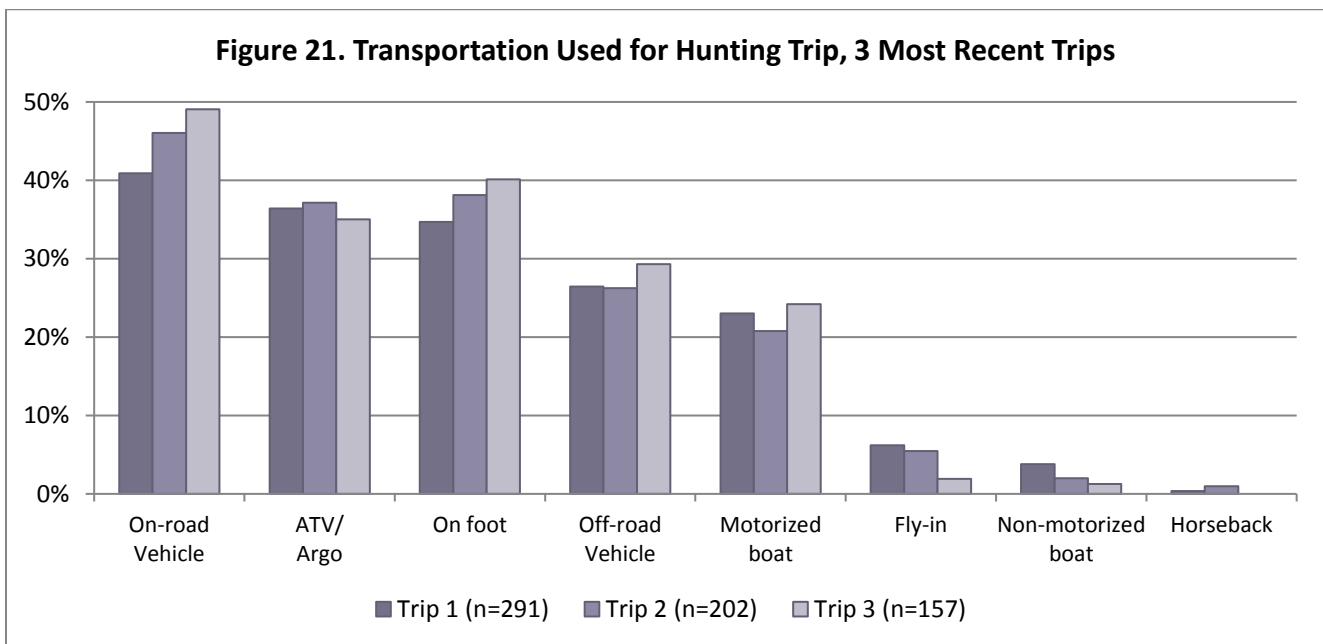


More hunting parties consisted of 2 hunters for the three most recent trips than either one hunter, or 3 or more hunters.

Hunting trips of one day occurred more often than multi-day hunting excursions for all three trips, followed by two-day then three-day excursions (Figure 20).



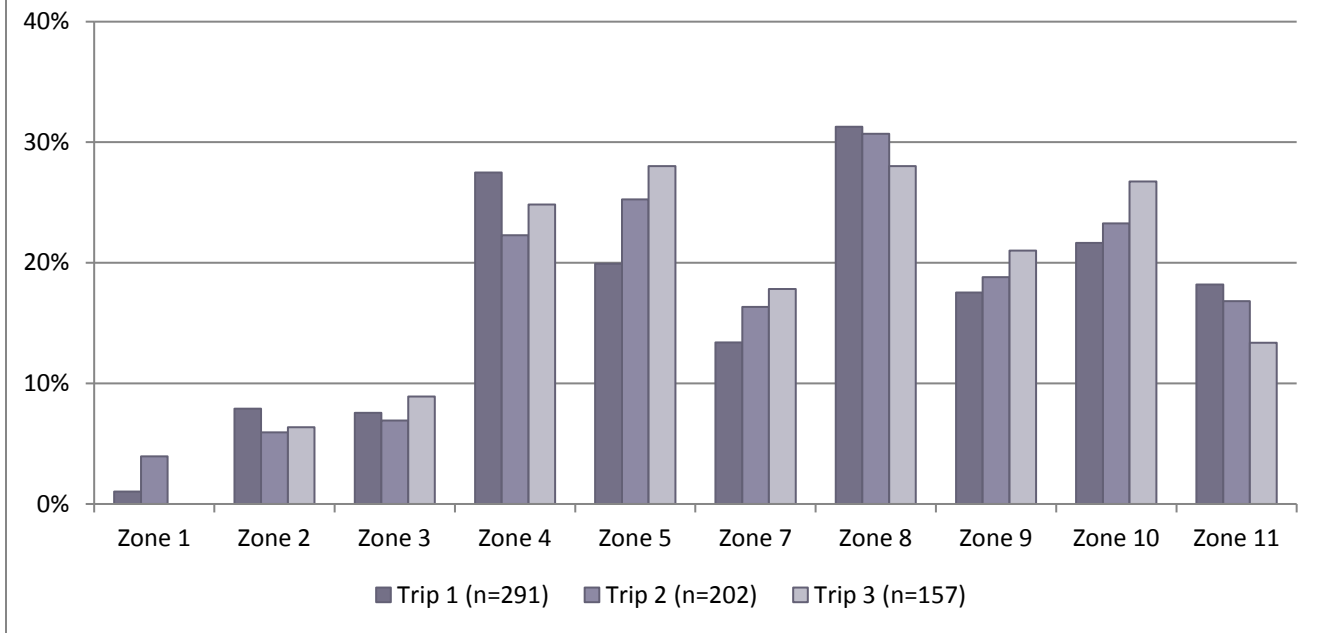
Most hunters used a variety of modes of transportation on hunting trips. Respondents were most likely to travel by on-road vehicle, followed by ATV/Argo, and travelling on-foot. A smaller number of respondents travelled via off-road vehicle, by fly-in, or by horseback (Figure 21).



Some respondents had difficulty identifying the subzones in which they had hunted. In some cases, they gave the zones but not the sub-zones; in other cases, they did not provide any information on where they hunted. Respondents hunted in zones 8, 4, and 5 more frequently (around 30%) than in other zones, with zones 1, 2 and 3 being frequented the least (less than 10%) (Figure 22).



**Figure 22. Game Management Zones Hunted in for Bear, 3 Most Recent Trips**

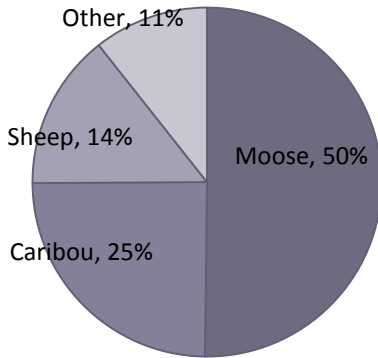


## BLACK BEAR HUNTING TRIPS

There were 191 hunters who specified a total of 791 hunting trips for black bear during the 2013 season in Yukon. When asked how satisfied they were with their black bear hunting experience, 73% stated they were either 'very satisfied' or 'somewhat satisfied', 22% were neither satisfied nor dissatisfied, and 5% were 'somewhat dissatisfied' or 'very dissatisfied'. The main reason for any dissatisfaction was the responding hunters' inability to kill a bear.

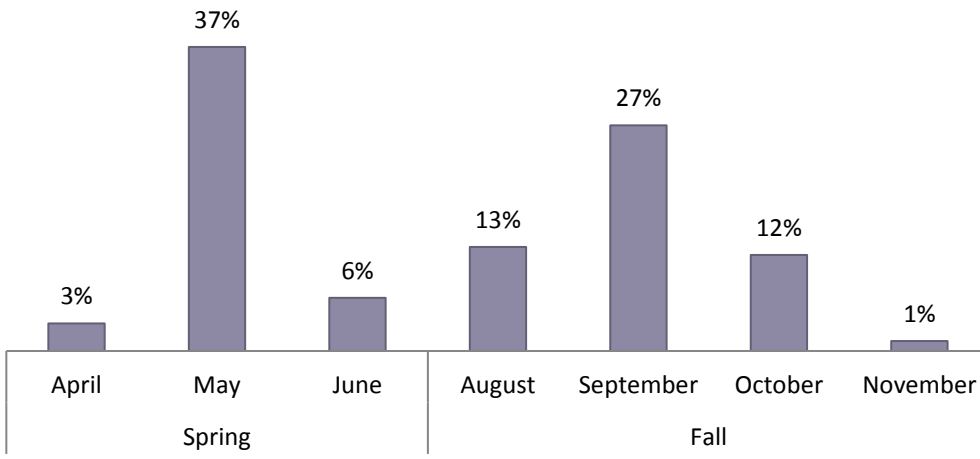
Seventy percent of 222 bear hunting respondents hunted for black bear while hunting other species such as moose, caribou, and sheep (Figure 23). Of 220 hunters, 17% had a successful black bear hunt, of which none of the kills were in defense of life or property.

**Figure 23. Hunted Black Bear While Hunting for Other Species. (n=263)**



There was a total of 2051 days of black bear hunting in 2013 specified by respondents. May was the most popular month for black bear hunting with 760 days recorded (37%), followed by September with 564 days recorded (27%) according to the bear hunting respondents (Figure 24).

**Figure 24. Number of Days Hunting Black Bear by Month (Total number of hunting trip days=2051)**



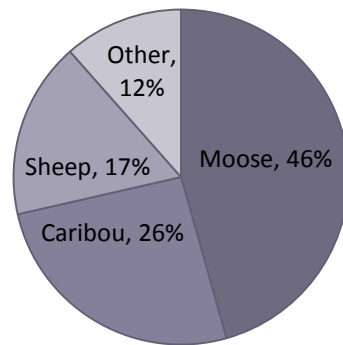
The Game Management Zones most frequently used for black bear hunting were zone 8 (a total of 351 hunting trip days), zone 10 (328 days), and zone 9 (293 days). The least frequently hunted zones were zone 1 (4 days) and zone 2 (54 days).

## GRIZZLY BEAR HUNTING TRIPS

There were 116 hunters who specified a total of 526 hunting trips for grizzly bear during the 2013 season in Yukon. When asked how satisfied they were with their grizzly bear hunting experience, 70% stated they were either 'very satisfied' or 'somewhat satisfied', 22% were neither satisfied nor dissatisfied and, 8% were 'somewhat dissatisfied' or 'very dissatisfied'. The main reason there was any dissatisfaction was because the hunts were unsuccessful.

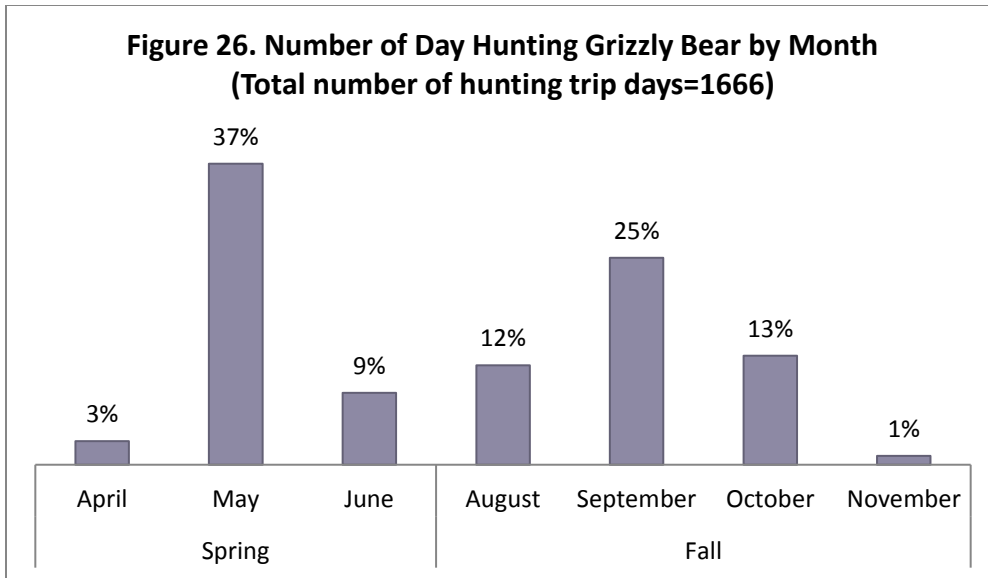
Seventy-nine percent of the 151 bear hunting respondents hunted for grizzly bear while hunting other species such as moose, caribou, and sheep (Figure 25). Of 144 hunters, 9% had a successful grizzly bear hunt, of which 13 (15%) were killed in defense of life or property.

**Figure 25. Hunted Grizzly Bear While Hunting for Other Species (n=217)**



There was a total of 1,666 days of grizzly bear hunting in 2013 specified by respondents.

May was the most popular month for grizzly bear hunting with 611 days recorded (37%), followed by September with 420 days recorded (25%) according to the bear hunting respondents (Figure 26).

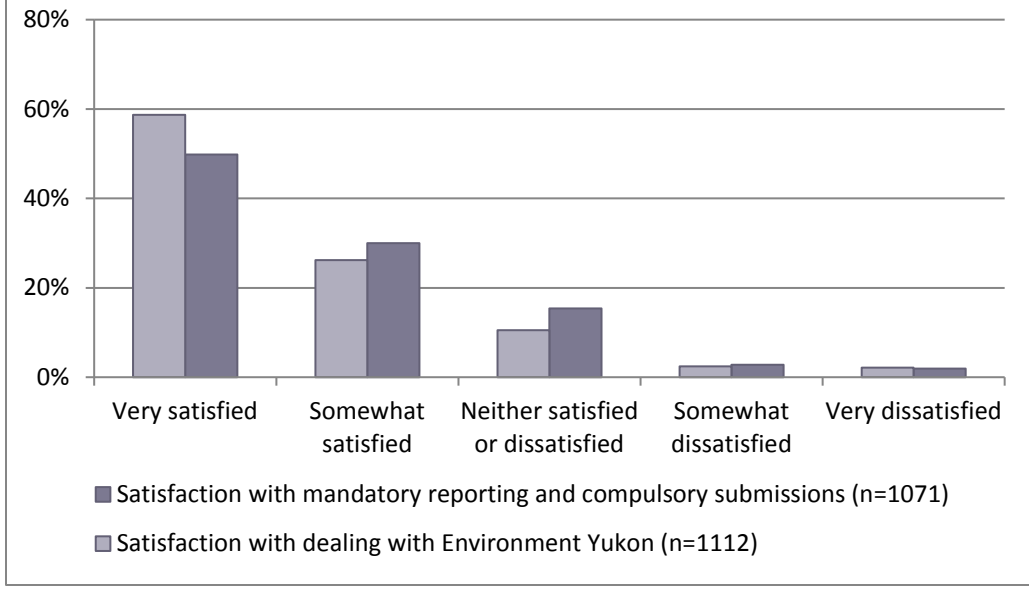


The Game Management Zones most frequently used for hunting grizzly bear were zone 8 (248 days), and zones 9 and 10 (228 days each). The least frequently hunted zones were zone 1 (6 days) and zone 2 (62 days).

## HUNTER SATISFACTION

When asked about their satisfaction with mandatory reporting and compulsory submissions in Yukon, 80% of hunters stated they were either 'very satisfied' or 'somewhat satisfied'. With regards to the hunters' experiences dealing with Environment Yukon, 85% stated they were either 'very satisfied' or 'somewhat satisfied'. The main reason for any dissatisfaction with either the mandatory reporting or dealing with Environment Yukon stemmed from negative interactions with conservation officers (Figure 27).

**Figure 27. Overall Satisfaction**



## Hunter Effort Survey

### Black and Grizzly Bear Seal Holders

As a black or grizzly bear seal holder in 2013, you have been selected to participate in this survey. Whether or not you actually hunted black or grizzly bear in 2013, the information you provide will help inform program planning in the Department of Environment.

Participation is voluntary, and your response is very important to us. **Please fill out the survey even if you did not participate in hunting activities during the 2013 season.** The survey should only take about 8 minutes to complete.

The information is being collected by the Yukon Bureau of Statistics, and your individual responses will be shared with the Department of Environment for their internal use. Individual respondents will not be identified in any reports, and your responses will be combined with others for reporting purposes.

For more information about Game Management Subzones, please refer to the enclosed Game Management Subzone map, or go to the website at: <http://www.environmentyukon.ca/maps/view/zoom/3/17/423/>

Questions? Phone Environment Yukon at 667-8407 or 1-800-661-0408 ext. 8407.

**The deadline for response is March 8, 2014.**

### Part 1: How you hunt for black bears

**If you have never hunted for black bears and you did not purchase a black bear seal in 2013, check this box →  and skip to PART 2 (page 5).**

**1.1 Some people do not plan to harvest a bear, but buy a seal in case they have a CONFLICT with a bear. Does this describe the reason you obtained a black bear seal(s) in 2013?**

Yes 818 (68%)      No 373 (31%) → **If no, what are your main reasons for hunting black bears? (Check all that apply):**

Hide/trophy/rug	256 (68%)
Use meat for food	286 (76%)
Other	48 (13%)

**1.2 Some people may never plan a hunt, but carry a rifle in their vehicle throughout the hunting season in the event the opportunity arises to harvest an animal. Does this describe the way you generally hunt black bears?**

Yes 144 (12%)  
No 1030 (88%)



**1.3 Some people do not plan to harvest a bear, but buy a seal in case they SEE OR ENCOUNTER a bear while hunting for another species. Does this describe the way you generally hunt black bears?**

Yes 482 (41%)  
No 693 (59%)

**1.4 When you hunt for black bear, do you generally go to:**

The same area each time you hunt 69 (12%)  
Different area each time you hunt 201 (34%)  
Same area but will occasionally hunt somewhere different 205 (34%)  
Other 122 (20%)

**1.5 Which of the following are important to you when selecting an area to hunt black bears? (Check all that apply)**

Accessibility 252 (17%)  
Lack of other harvesters 200 (13%)  
Remoteness 181 (12%)  
Landscape scenery 143 (9%)  
Ease/type of travel 153 (10%)  
Characteristics of bears in the area 112 (7%)  
Ease of finding a bear 180 (12%)  
Ability to find and harvest other species 252 (17%)  
Other 48 (3%)

'Other' reasons given:

Hunter does not actively hunt black bear (61)  
Only purchases seal in case of conflict (23)  
Area is dependent on moose hunting (12)

**1.6 When you hunt for black bears what type of hunting transport do you most frequently use?**

Fly-in	16 (2%)	Motorized boat	176 (18%)
ATV or Argo	209 (22%)	Non-motorized boat	38 (4%)
Vehicle - on road	175 (18%)	On foot	189 (20%)
Vehicle - 4x4 off-road	139 (14%)	Horseback	16 (2%)
Other	11 (1%)		

**1.7 Do you plan to hunt for black bear in the future?**

Yes 544 (48%)  
No 84 (7%)  
Only if required to defend life or property 511 (45%)



**1.8 If you have ever harvested black bear(s) in Yukon, what did you do with the bear once harvested? (check all that apply):**

Ate the meat	280 (36%)	What percentage?	Up to 25%	25 (10%)
Used hide for trophy (ie: rugs and mounts)	268 (35%)		26-50%	49 (20%)
Used the hide for making clothing/crafts	4 (8%)		51-75%	40 (16%)
Sold hide/skull	25 (3%)		76-100%	129 (129 (53%))
Other disposal	138 (18%)			

**1.9 Do you select black bears for harvest based on (check all that apply):**

Not applicable	613 (41%)			
Harvest first legal bear seen	67 (5%)			
Hide color	153 (10%)	→ Preferred hide colours:		
		Cinnamon	67 (27%)	Blonde 40 (16%)
		Brown	54 (22%)	Black 70 (29%)
		Other	13 (5%)	
Size	270 (18%)			
Gender of bear	249 (17%)	→ Male	245 (99%)	Female 2 (1%)
Other	73 (5%)			
Not selective	63 (4%)			

**What characteristics do you use to differentiate males from females? (check all that apply):**

Head shape	154 (23%)
Neck size	56 (83%)
Overall size	152 (23%)
Hide color	18 (3%)
Observe urination/genitals	108 (16%)
Habitat/location	30 (4%)
Behaviour	100 (15%)
Other	53 (8%)

**1.10 What was the first year you hunted black bear in Yukon?**

1952-1969	24 (5%)
1970-1979	51 (10%)
1980-1989	74 (15%)
1990-1999	87 (18%)
2000-2009	118 (24%)
2009-2013	141 (28%)





**1.11 Since that first year, how frequently have you ever hunted black bear in Yukon, including unsuccessful hunts?**

Hunted black bear once before	51 (10%)	<b>How long ago?</b>	Up to 3 years ago (2010-2013)	22 (49%)
			4 to 13 years ago (2000-2009)	12 (27%)
			14 to 49 years ago (1964-1999)	11 (24%)
Hunt black bears every year	218 (43%)			
Hunt black bears every 2 <sup>nd</sup> year	54 (11%)			
Other	188 (37%)			

**1.12 How many black bears have you harvested in your lifetime in Yukon?**

1 black bear	152 (42%)
2-3 black bears	66 (30%)
4-6 black bears	57 (16%)
7 or more black bears	43 (12%)

**1.13 Compared to the last time you held a black bear seal, did your 2013 black bear hunting effort:**

**Increase** 46 (5%)  
↓

**Why did your effort increase:**  
*(check all that apply)*

More available time	21 (27%)
More disposable income	4 (5%)
Available hunting partner(s)	6 (8%)
Better equipped	9 (12%)
Wanted to get outdoors	13 (17%)
Greater need for meat or hide	8 (10%)
Other	17 (22%)
None of the above	0 (0%)

Main 'other' reason for increase:  
This was first time hunting (5)

**Decrease** 146 (15%)  
↓

**Why did your effort decrease:**  
*(check all that apply)*

Lack of time	87 (49%)
Too costly	7 (4%)
Health/injury	33 (18%)
Regulations	2 (1%)
Not enough black bears	3 (2%)
Less need for meat or hide	19 (11%)
Other	21 (12%)
None of the above	7 (4%)

Main 'other' reason for decrease:  
Hunting partner(s) indisposed (4)

**1.14 How satisfied are you with how clearly the black bear hunting rules are explained in the annual hunting regulation summary? (Circle one):**

VERY DISSATISFIED	SOMEWHAT DISSATISFIED	NEITHER SATISFIED OR DISSATISFIED	SOMEWHAT SATISFIED	VERY SATISFIED	DON'T KNOW	N/A
18 (2%)	14 (1%)	108 (9%)	262 (23%)	552 (48%)	94 (8%)	97 (8%)



If not satisfied (choice 1 or 2), why and what changes, if any, would you suggest?

Why: Regulations keep changing/are confusing (7)

What Changes: (< 5)

## Part 2: How you hunt for grizzly bears

**If you have never hunted for grizzly bears and you did not purchase a grizzly bear seal in 2013, check this box →  and skip to PART 3 (page 8).**

**2.1 Some people do not plan to harvest a bear, but buy a seal in case they have a CONFLICT with a bear. Does this describe the reason you obtained a grizzly bear seal(s) in 2013?**

Yes	712 (75%)	No	241 (25%)	→	<b>If no, what are your main reasons for hunting grizzly bears? (Check all that apply):</b>
					Hide/trophy/rug 209 (69%)
					Use meat for food 55 (18%)
					Other 38 (13%)

**2.2 Some people may never plan a hunt, but carry a rifle in their vehicle throughout the hunting season in the event the opportunity arises to harvest an animal. Does this describe the way you generally hunt grizzly bears?**

Yes	104 (11%)
No	816 (89%)

**2.3 Some people do not plan to harvest a bear, but buy a seal in case they SEE OR ENCOUNTER a bear while hunting for another species. Does this describe the way you generally hunt grizzly bears?**

Yes	414 (45%)
No	509 (55%)

**2.4 When you hunt for grizzly bear, do you generally go to:**

The same area each time you hunt	39 (10%)
Different area each time you hunt	131 (35%)
Same area but will occasionally hunt somewhere different	135(36%)
Other	73 (19%)
'Other' reasons given:	
	Hunter does not actively hunt grizzly (35)
	Only purchases seal in case of conflict (11)
	Area is dependent on moose hunting (7)



**2.5 Which of the following are important to you when selecting an area to hunt grizzly bears? (Check all that apply):**

Accessibility	159 (16%)	Ease/type of travel	80 (8%)
Lack of other harvesters	126 (13%)	Characteristics of bears in the area	82 (8%)
Remoteness	137 (14%)	Ease of finding a bear	92 (9%)
Landscape scenery	92 (9%)	Ability to find and harvest other species	187 (19%)
Other	33 (3%)		

**2.6 When you hunt for grizzly bears what type of hunting transport do you most frequently use?**

Fly-in	20 (3%)	Motorized boat	124 (19%)
ATV or Argo	164 (25%)	Non-motorized boat	19 (3%)
Vehicle - on road	91 (14%)	On foot	117 (18%)
Vehicle - 4x4 off-road	101 (15%)	Horseback	18 (3%)
Other	6 (1%)		

**2.7 Do you plan to hunt for grizzly bear in the future in Yukon?**

Yes	359 (40%)
No	85 (9%)
Only if required to defend life or property	903 (51%)

**2.9 Do you select grizzly bears for harvest based on (check all that apply):**

Not applicable	527 (46%)
Harvest first legal bear seen	26 (2%)
Hide color	116 (10%) → Preferred hide colors:
	Cinnamon 28 (18%)    Blonde 50 (31%)
	Brown 30 (19%)    Black 19 (12%)
	Other 32 (20%)
Size	215 (19%)
Gender of bear	196 (17%) → Male 192 (99%)    Female 1 (1%)
Other	33 (3%)
Not selective	29 (3%)

**What characteristics do you use to differentiate males from females? (check all that apply):**

Head shape	140 (22%)
Neck size	69 (11%)
Overall size	137 (21%)
Hide color	56 (9%)
Observe urination/genitals	96 (15%)
Habitat/location	34 (5%)
Behaviour	85 (13%)
Other	34 (5%)

**2.10 What was the first year you hunted grizzly bear in Yukon?**

1952-1969	18 (5%)
1970-1979	35 (10%)
1980-1989	61 (18%)
1990-1999	68 (20%)
2000-2009	70 (21%)
2009-2013	85 (25%)

**2.11 Since that first year, how frequently have you ever hunted grizzly bear in Yukon, including unsuccessful hunts?**

Hunted grizzly bear once before	16 (5%)	<b>How long ago?</b> Up to 3 years ago (2010-2013)	5 (38%)
Hunt grizzly bears every year	134 (43%)	4 to 33 years ago (2000-1980)	8 (62%)
Hunt grizzly bears every 2 <sup>nd</sup> year	25 (8%)		
Other	140 (44%)		

**2.12 How many grizzly bears have you harvested in your lifetime in Yukon?**

1 grizzly bear	124 (64%)
2-3 grizzly bears	61 (31%)
4 or more grizzly bears	10 (5%)

**2.13 Compared to the last time you held a grizzly bear seal, did your 2013 black bear hunting effort:**

<b>Increase 28 (4%)</b>		<b>Decrease 95 (13%)</b>	<b>Stay the same 624 (84%)</b>
↓		↓	
<b>Why did your effort increase:</b>		<b>Why did your effort decrease:</b>	
<i>(check all that apply)</i>		<i>(check all that apply)</i>	
More available time	13 (24%)	Lack of time	55 (47%)
More disposable income	3 (5%)	Too costly	6 (5%)
Available hunting partner(s)	6 (11%)	Health/injury	21 (18%)
Better equipped	10 (18%)	Regulations	7 (6%)
Wanted to get outdoors	13 (17%)	Not enough grizzly bears	3 (3%)
Greater need for meat or hide	3 (5%)	Less need for meat or hide	9 (8%)
Other	9 (16%)	Other	17 (14%)
None of the above	0 (0%)	None of the above	7 (4%)

'Other' reason for increase includes:  
First hunt; found a nice bear (5)

'Other' reason for decrease includes:  
Cannot hunt grizzly for 3 years after a harvest (6)



**2.14 How satisfied are you with how clearly the grizzly bear hunting rules are explained in the annual hunting regulation summary? (Circle one):**

VERY DISSATISFIED	SOMEWHAT DISSATISFIED	NEITHER SATISFIED OR DISSATISFIED	SOMEWHAT SATISFIED	VERY SATISFIED	DON'T KNOW	N/A
17 (2%)	16 (2%)	94 (10%)	213 (23%)	427 (47%)	66 (7%)	77 (8%)

If not satisfied (choice 1 or 2), why and what changes, if any, would you suggest?

Why: Regulations and maps are confusing (6)

What Changes: Make better and more detailed maps (5)

## Part 3: Most Recent Yukon Hunting Trips

Please consider each partial day of hunting as one whole day, and any partial day trips (e.g. an afternoon hunt or carrying a gun when traveling the highway in case the opportunity to take an animal arises) as a single hunting trip.

**3.1 How many hunting trips for any species did you make in Yukon during 2013?**

Number of trips: 5631	1 trip	227 (4%)
	2 trips	324 (6%)
	3 trips	411 (7%)
	4-5 trips	717 (13%)
	6-10 trips	1187 (21%)
	11+ trips	2765 (49%)

**If you did not hunt for black bear or grizzly bear in Yukon in 2013, check this box  and skip to PART 4 (page 12).**

**(Most recent hunting trips)**

	<b>MOST RECENT TRIP (n=291)</b>	<b>SECOND MOST RECENT TRIP (n=202)</b>	<b>THIRD MOST RECENT TRIP (n=157)</b>
<b>3.2 Year of trip</b>	2010: 1 (0%) 2013: 242 (83%) Not stated: 48 (17%)	2009: 1 (0%) 2012:40 (20%) 2013: 131 (65%) Not stated: 30 (15%)	2010: 1 (0%) 2011: 34 (22%) 2012: 12 (8%) 2013: 80 (51%) Not stated: 30 (19%)



<b>3.3 Was this a planned hunting trip?</b>	Yes: 264 (91%) No: 17 (6%) Not stated: 10 (3%)	Yes: 175 (87%) No: 21 (10%) Not stated: 6 (3%)	Yes: 135 (86%) No: 17 (11%) Not stated: 5 (3%)
<b>3.4 Did you have a planned hunt for:</b>	Black bear: 65 (22%) Grizzly bear: 23 (8%) Both black & grizzly bear: 79 (27%) Neither black or grizzly bear: 110 (38%) Not stated: 14 (5%)	Black bear: 43 (21%) Grizzly bear: 11 (5%) Both black and grizzly bear: 63 (31%) Neither black or grizzly bear: 81 (40%) Not stated: 4 (2%)	Black bear: 32 (20%) Grizzly bear: 5 (3%) Both black and grizzly bear: 55 (35%) Neither black or grizzly bear: 60 (38%) Not stated: 5 (3%)
<b>3.5 Outside of a planned hunt, what would you have harvested if the opportunity arose?</b>	Black bear: 79 (27%) Grizzly bear: 35 (12%) Both black and grizzly bear: 107 (37%) Neither black or grizzly bear: 35 (12%) Not stated 35 (12%)	Black bear: 50 (25%) Grizzly bear: 24 (12%) Both black and grizzly bear: 75 (37%) Neither black or grizzly bear: 27 (13%) Not stated: 26 (13%)	Black bear: 35 (22%) Grizzly bear: 19 (12%) Both black and grizzly bear: 57 (36%) Neither black or grizzly bear: 22 (14%) Not stated: 24 (15%)
<b>3.6 Including yourself, how many hunters were in the hunting party?</b>	1 hunter: 61 (21%) 2 hunters: 128 (44%) 3 hunters 51 (18%) 4 or more hunters: 40 (14%) Not stated: 11 (4%)	1 hunter: 36 (18%) 2 hunters: 108 (53%) 3 hunters 33 (16%) 4 or more hunters: 17 (8%) Not stated: 8 (4%)	1 hunter: 31 (20%) 2 hunters: 77 (49%) 3 hunters 22 (14%) 4 or more hunters: 20 (13%) Not stated: 7 (4%)
<b>3.7 Start date of hunting trip:</b>	Spring/Summer: Apr, May, Jun, Aug: 99 (34%) Fall/Winter: Sept, Oct, Nov, Dec: 143 (49%) Not stated: 49 (17%)	Spring/Summer: Apr, May, Jun, Aug: 85 (42%) Fall/Winter: Sept, Oct, Nov, Dec: 79 (39%) Not stated: 38 (19%)	Spring/Summer: Apr, May, Jun, Aug: 68 (43%) Fall/Winter: Sept, Oct, Nov, Dec: 52 (33%) Not stated: 37 (24%)
<b>3.8 Number of days you hunted:</b>	1 day: 58 (20%) 2 days: 43 (15%) 3 days: 34(12%) 4 days: 24(12%) 5 days: 25 (9%) 6 days: 14 (5%) 7 days: 17 (6%) 8-10 days: 26 (9%) 11 or more: 23 (4%) Not stated: 27 (9%)	1 day: 44 (22%) 2 days: 36 18%) 3 days: 34 (17%) 4 days: 12 (6%) 5 days: 12 (6%) 6 days: 8 (4%) 7 days: 15 (7%) 8-10 days: 15 (7%) 11 or more: 8 (4%) Not stated: 18 (9%)	1 day: 35 (22%) 2 days: 22 14%) 3 days: 19 (12%) 4 days: 14 (9%) 5 days: 13 (8%) 6 days: 4 (3%) 7 days: 11 (7%) 8-10 days: 12 (8%) 11 or more: 10 (6%) Not stated: 17 (11%)
<b>3.9 Total length of trip in days:</b>	1 day: 58 (20%) 2 days: 33 (11%) 3 days: 26 (9%) 4 days: 29 (10%) 5-10 days: 80 (27%) 11 or more: 18 (6%) Not stated: 47 (16%)	1 day: 52 (26%) 2 days: 22 (11%) 3 days: 27 (13%) 4 days: 17 (8%) 5-10 days: 43 (21%) 11 or more: 9 (4%) Not stated: 89 (31%)	1 day: 41 (26%) 2 days: 18 (11%) 3 days: 15 (10%) 4 days: 12 (8%) 5-10 days: 39 (25%) 11 or more: 6 (4%) Not stated: 26 (17%)
<b>3.10What type(s) of transportation did you use on your hunting trip? (Check all that apply)</b>	Fly-in: 18 (6%) ATV or Argo: 106 (36%) Vehicle - on road: 119 (41%) Vehicle - 4x4 off-road: 77 (26%) Motorized boat: 67 (23%) Non-motorized boat: 11 (4%) On foot: 101 (35%)	Fly-in: 11 (5%) ATV or Argo: 75 (37%) Vehicle - on road: 93 (46%) Vehicle - 4x4 off-road: 53 (26%) Motorized boat: 42 (21%) Non-motorized boat: 4 (2%) On foot: 77 (38%)	Fly-in: 3 (2%) ATV or Argo: 55 (35%) Vehicle - on road: 77 (49%) Vehicle - 4x4 off-road: 46 (29%) Motorized boat: 38 (24%) Non-motorized boat: 2 (1%) On foot: 63 (40%)



	Horseback: 1 (0%)	Horseback: 2 (1%)	Horseback: 0 (0%)
<b>3.11 In which Game Management Subzone(s) did you hunt?</b> <i>(List all that apply; see map for reference). If you do not know the subzone, please list the nearest landmark.</i>	Zone 1: 3 (1%) Zone 2: 23 (8%) Zone 3: 22 (8%) Zone 4: 80 (27%) Zone 5: 58 (20%) Zone 7: 39 (13%) Zone 8: 91 (31%) Zone 9: 51 (18%) Zone 10: 63 (22%) Zone 11: 53 (18%) Not stated: 23 (8%)	Zone 1: 8 (4%) Zone 2: 12 (6%) Zone 3: 14 (7%) Zone 4: 45 (22%) Zone 5: 51 (25%) Zone 7: 33 (16%) Zone 8: 62 (31%) Zone 9: 38 (19%) Zone 10: 47 (23%) Zone 11: 34 (17%) Not stated: 17 (8%)	Zone 1: 0 (0%) Zone 2: 10 (6%) Zone 3: 14 (9%) Zone 4: 39 (25%) Zone 5: 44 (28%) Zone 7: 28 (18%) Zone 8: 44 (28%) Zone 9: 33 (21%) Zone 10: 42 (27%) Zone 11: 21 (13%) Not stated: 14 (9%)

### 3.12 BLACK BEAR HUNTING TRIPS

How many hunting trips did you make during the 2013 season for black bear in Yukon?

Number of trips for black bear:	791	1 trip	77 (9%)
		2 trips	82 (10%)
		3 trips	63 (8%)
		4-5 trips	55 (7%)
		6-10 trips	164 (21%)
		11+ trips	350 (44%)

If you did not hunt for black bear in 2013, check this box →  and skip to 3.17 (page 11).

### 3.13 How satisfied were you with your overall black bear hunting experience in Yukon in 2013?

VERY DISSATISFIED	SOMEWHAT DISSATISFIED	NEITHER SATISFIED OR DISSATISFIED	SOMEWHAT SATISFIED	VERY SATISFIED	DON'T KNOW	N/A
6 (3%)	5 (2%)	45 (21%)	50 (23%)	101 (47%)	5 (2%)	3 (1%)

If not satisfied, (choice 1 or 2), why and what changes, if any, would you suggest?

Why: wasn't able to harvest a bear (5)

What Changes: (< 4)



### 3.14 Did you hunt for black bear while hunting for other species?

Yes 156 (70%) → **If yes, which species (check all that apply)?**  
 Moose 132 (50%) Caribou 65 (25%) Sheep 38 (14%) Other 28 (11%)  
 No 66 (30%)

### 3.15 Were you successful at harvesting a black bear in Yukon in 2013?

Yes 38 (17%) → **If yes, was this bear killed in defense of life or property and subsequently tagged?**  
 Yes 0 (0%) No 38 (100%)  
 No 182 (83%)

### 3.16 As best as you can, indicate the number of days in each month that you hunted for black bear in the following Game Management Zones. Please count each partial day as 1 full day.

YUKON GAME MANAGEMENT ZONE (REFER TO MAP)										
GMZ →	1	2	3	4	5	7	8	9	10	11
Month	Number of Days Hunted (n=255)									
TOTAL DAYS PER ZONE	4	54	124	242	230	252	351	293	328	193
<b>April</b> 24 respondents (11%)	n=0	n=1	n=8 range: 1-3 days mean: 2.7 days	n=7 range: 1-2 days mean: 3.5 days	n=7 range: 1-3 days mean: 3.5 days	n=8 range: 1-3 days mean: 2.7 days	n=5 range: 1-2 days mean: 2.5 days	n=26 range: 1-5 days mean: 6.5 days	n=6 range: 1-4 days mean: 3 days	n=1
<b>May</b> 94 respondents (42%)	n=0	n=36 range: 1-8 days mean: 7.2 days	n=46 range: 1-17 days mean: 7.7 days	n=87 range: 1-10 days mean: 14.5 days	n=100 range: 1-13 days mean: 12.5 days	n=105 range: 1-20 days mean: 10.5 days	n=141 range: 1-20 days mean: 14.1 days	n=144 range: 1-20 days mean: 16 days	n=52 range: 1-10 days mean: 7.4 days	n=49 range: 1-20 days mean: 7 days
<b>June</b> 28 respondents (12%)	n=0	n=0	n=0	n=4 range: 1-3 days mean: 2 days	n=25 range: 1-7 days mean: 4.2 days	n=23 range: 1-7 days mean: 4.6 days	n=38 range: 1-10 days mean: 6.3 days	n=27 range: 1-5 days mean: 6.8 days	n=16 range: 1-10 days mean: 4 days	n=0
<b>August</b> 40 respondents (18%)	n=4 range: 1-3 days mean: 2 days	n=5 range: 1-2 days mean: 2.5 days	n=7 range: 1-3 days mean: 2.3 days	n=49 range: 1-15 days mean: 8.2 days	n=23 range: 1-6 days mean: 3.3 days	n=44 range: 1-10 days mean: 7.3 days	n=49 range: 1-15 days mean: 5.4 days	n=37 range: 1-15 days mean: 6.2 days	n=42 range: 1-17 days mean: 8.4 days	n=20 range: 1-15 days mean: 6.6 days
<b>September</b> 77 respondents (34%)	n=0	n=1	n=52 range: 1-12 days mean: 7.4 days	n=81 range: 1-14 days mean: 8.1 days	n=45 range: 1-8 days mean: 6.4 days	n=50 range: 1-30 days mean: 10 days	n=86 range: 1-10 days mean: 10.7 days	n=41 range: 1-10 days mean: 6.8 days	n=127 range: 1-17 days mean: 11.5 days	n=81 range: 1-20 days mean: 9 days
<b>October</b> 35 respondents (16%)	n=0	n=11 range: 1-7 days mean: 3.6 days	n=11 range: 1-6 days mean: 3.6 days	n=14 range: 2-4 days mean: 7 days	n=20 range: 3-7 days mean: 5 days	n=22 range: 2-10 days mean: 5.5 days	n=32 range: 1-11 days mean: 6.4 days	n=18 range: 1-10 days mean: 4.5 days	n=70 range: 1-30 days mean: 10 days	n=42 range: 1-15 days mean: 6 days





<b>November</b> 3 respondents (1%)	n=0	n=0	n=0	n=0	n=10 range: 10 days mean: 10 days	n=0	n=0	n=0	n=0	n=15 range: 15 days mean: 15	n=0
---	-----	-----	-----	-----	---	-----	-----	-----	-----	---------------------------------------	-----

### 3.17 GRIZZLY BEAR HUNTING TRIPS

How many hunting trips did you make during the 2013 season for grizzly bear in Yukon?

Number of trips for grizzly bear:	526	1 trip	40 (8%)
		2 trips	52 (10%)
		3 trips	51 (10%)
		4-5 trips	48 (9%)
		6-10 trips	52 (10%)
		11+ trips	283 (54%)

If you did not hunt for grizzly bear in 2013 in Yukon, check this box →  and skip to PART 4 (page 12).

### 3.18 How satisfied were you with your overall grizzly bear hunting experience in Yukon in 2013?

VERY DISSATISFIED	SOMEWHAT DISSATISFIED	NEITHER SATISFIED OR DISSATISFIED	SOMEWHAT SATISFIED	VERY SATISFIED	DON'T KNOW	N/A
6 (4%)	5 (3%)	30 (21%)	35 (24%)	60 (42%)	2 (1%)	5 (3%)

If not satisfied, (choice 1 or 2), why and what changes, if any, would you suggest?

Why: wasn't able to harvest a bear (5)

What Changes: (< 3)

### 3.19 Did you hunt for grizzly bear while hunting for other species?

Yes 120 (79%) → **If yes, which species (check all that apply)?**  
 Moose 99 (46%) Caribou 56 (26%) Sheep 37 (17%) Other 25 (11%)  
 No 31 (21%)

### 3.20 Were you successful at harvesting a grizzly bear in Yukon in 2013?

Yes 13 (9%) → **If yes, was this bear killed in defense of life or property and subsequently tagged?**  
 Yes 2 (15%) No 11 (85%)  
 No 131 (91%)



**3.21 As best as you can, indicate the number of days in each month that you hunted for grizzly bear in the following Game Management Zones. Please count each partial day as 1 full day.**

YUKON GAME MANAGEMENT ZONE (REFER TO MAP)										
GMZ →	1	2	3	4	5	7	8	9	10	11
Month	Number of Days Hunted (n=156)									
TOTAL DAYS PER ZONE	6	62	75	216	200	237	248	228	228	168
<b>April</b> 16 respondents (10%)	n=0	n=0	n=4 range: 2 days mean: 2 days	n=4 range: 2 days mean: 2 days	n=4 range: 1-3 days mean: 2 days	n=15 range: 1-4 days mean: 3.7 days	n=1	n=161-5 range: days mean: 8 days	n=5 range: 1-4 days mean: 2.5 days	n=1
<b>May</b> 52 respondents (33%)	n=0	n=25 range: 2-8 days mean: 8.3 days	n=10 range: 5 days mean: 5 days	n=70 range: 1- 10 days mean: 11.6 days	n=105 range: 1- 13 days mean: 10.5 days	n=95 range: 1- 20 days mean: 9.5 days	n=104 range: 1- 12 days mean: 11.5 days	n=129 range: 1- 20 days mean: 16.1 days	n=49 range: 1- 10 days mean: 7 days	n=24 range: 1-8 days mean: 4.8 days
<b>June</b> 22 respondents (14%)	n=0	n=0	n=0	n=1	n=28 range: 1-7 days mean: 5.6 days	n=26 range: 1-7 days mean: 6.5 days	n=52 range: 1- 10 days mean: 10.4 days	n=16 range: 1-5 days mean: 4 days	n=23 range: 3- 10 days mean: 11.5 days	n=0
<b>August</b> 28 respondents (18%)	n=6 range: 3 days mean: 3 days	n=2 range: 2 days mean: 2 days	n=3 range: 3 days mean: 3 days	n=32 range: 3-8 days mean: 10.6 days	n=16 range: 1-6 days mean: 4 days	n=50 range: 2- 15 days mean: 7.1 days	n=18 range: 2- 10 days mean: 6 days	n=32 range: 2- 14 days mean: 8 days	n=20 range: 1- 10 days mean: 4 days	n=23 range: 2- 11 days mean: 5.7 days
<b>September</b> 59 respondents (38%)	n=0	n=16 range: 1-8 days mean: 6.4 days	n=44 range: 1- 12 days mean: 7.3 days	n=69 range: 1- 15 days mean: 8.6 days	n=27 range: 1-7 days mean: 4.5 days	n=39 range: 1- 30 days mean: 9.7 days	n=43 range: 1- 10 days mean: 7.1 days	n=19 range: 1- 10 days mean: 6.3 days	n=72 range: 1- 10 days mean: 9 days	n=91 range: -20 days mean: 10.1 days
<b>October</b> 31 respondents (20%)	n=0	n=19 range: 1-7 days mean: 3.8 days	n=14 range: 1-6 days mean: 3.5 days	n=40 range: 4-8 days mean: 10 days	n=17 range: 1-7 days mean: 4.2 days	n=12 range: 2-6 days mean: 4 days	n=30 range: 1- 11 days mean: 6 days	n=16 range: 1- 10 days mean: 5.3 days	n=59 range: 1- 30 days mean: 9.8 days	n=14 range: 1-6 days mean: 3.5 days
<b>November</b> 2 respondents (1%)	n=0	n=0	n=0	n=0	n=3 range: 3 days mean: 3 days	n=0	n=0	n=0	n=0	n=15 range: 15 days mean: 15 days



## Part 4: Overall Satisfaction

### 4.1 How satisfied overall were you with mandatory reporting and compulsory submissions in Yukon?

VERY DISSATISFIED	SOMEWHAT DISSATISFIED	NEITHER SATISFIED OR DISSATISFIED	SOMEWHAT SATISFIED	VERY SATISFIED	DON'T KNOW	N/A
21 (2%)	30 (3%)	165 (14%)	321 (28%)	534 (46%)	45 (4%)	42 (4%)

If not satisfied, (choice 1 or 2), why and what changes, if any, would you suggest?

Why: 19 (50%)

- Reporting time is not long enough
- Regulations too strict
- Conflicts with conservation officers make hunters feel guilty

What Changes: 14 (50%)

- Be able to report yearly/at end of season
- Have online reporting/submissions
- Non-invasive questioning when reporting

### 4.2 How satisfied overall are you with your experiences dealing with Environment Yukon?

VERY DISSATISFIED	SOMEWHAT DISSATISFIED	NEITHER SATISFIED OR DISSATISFIED	SOMEWHAT SATISFIED	VERY SATISFIED	DON'T KNOW	N/A
24 (2%)	27 (2%)	117 (10%)	291 (25%)	653 (56%)	25 (2%)	25 (2%)

If not satisfied, (choice 1 or 2), why and what changes, if any, would you suggest?

Why: 24 (65%)

- Conservation officers can be difficult to deal with

What Changes: 11 (41%)

- To have conservation officers be more fair and helpful and less aggressive

## Part 5: About you

We would like to ask a few questions about you to help determine if there are connections between peoples' backgrounds and their harvest effort. Your individual responses will never be reported; they will be combined with others and you will not be personally identified.

### 5.1 You are:

Male 1073 (88%)  
 Female 151 (12%)



## 5.2 What is your present age?

12-18 years old	13 (1%)
19-30 years old	143 (12%)
31-45 years old	339 (28%)
46-64 years old	479 (40%)
65+ years old	229 (19%)

## 5.3 How many years of overall hunting experience do you have, including bears and/or other species?

Less than 5 years	91 (8%)
5-9 years	98 (8%)
10-14 years	93 (8%)
15-19 years	82 (7%)
20-29 years	195 (16%)
30-39 years	222 (19%)
40-49 years	212 (18%)
50+ years	198 (17%)

## 5.4 How many of these years were:

### A. In Yukon?

Less than 5 years	183 (15%)
5-9 years	153 (13%)
10-14 years	154 (13%)
15-19 years	105 (9%)
20-29 years	227 (19%)
30-39 years	196 (16%)
40-49 years	117 (10%)
50+ years	59 (5%)

### B. Outside of Yukon?

Less than 5 years	624 (52%)
5-9 years	123 (10%)
10-14 years	124 (10%)
15-19 years	99 (8%)
20-29 years	132 (11%)
30-39 years	59 (5%)
40-49 years	24 (2%)
50+ years	11 (1%)



**5.5 In which community did you live on November 15, 2013?**

Beaver Creek	< 5	Marsh Lake	38 (3%)
Burwash Landing	9 (1%)	Mayo	17 (1%)
Carcorss	32 (3%)	Old Crow	6 (1%)
Carmacks	10 (1%)	Pelly Crossing	< 5
Dawson City	48 (4%)	Ross River	18 (1%)
Destruction Bay	< 5	Tagish	35 (3%)
Faro	32 (3%)	Teslin	24 (2%)
Haines Junction	42 (3%)	Watson Lake	61 (5%)
Keno / Elsa	< 5		
Whitehorse	816 (67%)		
Other (select to specify)	23 (2%)		

***That is the end of the survey. Thank you for your cooperation!***

**Additional Comments?**

---

---

---

---

---

---

---

---

---

---

---

---

---

---

---

---

---

---

---

---

---

---

---

---