



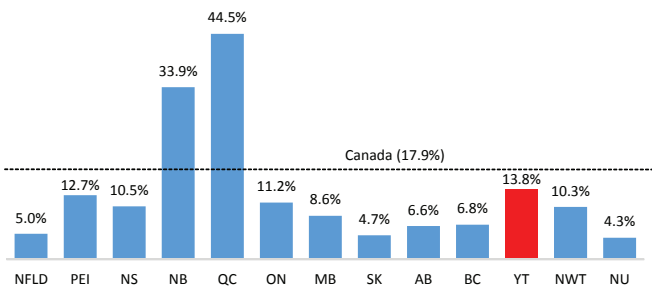
Highlights

- In the 2016 Census, 99.6% of all Yukoners (excluding institutional residents) reported knowledge of at least one official language: 85.6% knew English only; 13.8% both English and French; 0.2% French only; and 0.4% knew neither English or French.
- In Yukon, 805 people reported Tagalog (Pilipino, Filipino) as their only mother tongue.
- In 2016, 4.5% of Yukoners reported speaking only a non-official language most often at home.

Knowledge of Official Languages

According to the 2016 Census, 99.6% of all Yukoners (excluding institutional residents) reported knowledge of at least one official language: 85.6% knew English only; 13.8% both English and French; 0.2% French only; and 0.4% knew neither English or French.

Knowledge of Both Official Languages, Canada, Provinces and Territories, 2016

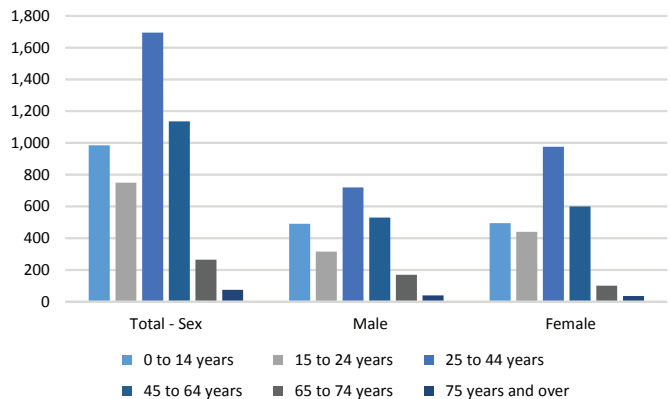


In every province and territory, more than 97.0% of the population reported having knowledge of at least one of Canada's official languages, with the exceptions of Nunavut (94.3%) and British Columbia (96.7%). Overall, 98.1% of Canadians reported knowledge of at least one official language.

In Yukon, 13.8% of people reported being bilingual in both official languages. Yukon ranked the third-highest rate of English-French bilingualism in Canada; following Quebec (44.5%) and New Brunswick (33.9%). Nationally, the English-French bilingualism rate was 17.9% in 2016.

Between 2011 and 2016, the percentage of Yukon's population who had knowledge of both English and French increased 0.7 percentage points (from 13.1% in 2011 to 13.8% in 2016). Nationally, the rate of bilingualism increased 0.4 percentage points over the same period (from 17.5% in 2011 to 17.9% in 2016).

Knowledge of English and French, By Age Group and Sex, Yukon, 2016



The bilingualism rate was highest among those Yukoners aged 15-24 years (19.4%), followed by those aged 25-44 years (16.1%).

Of the 145 Yukoners who had no knowledge of an official language (English or French), the majority had a mother tongue in the Chinese languages of Cantonese (50.0%) and Mandarin (10.7%); respective Canadian percentages were Cantonese (18.7%) and Mandarin (16.1%).

Other Census Information

- 2016 Census Topic: Languages: <http://www12.statcan.gc.ca/census-recensement/2016/rt-td/lang-eng.cfm>
- Statistics Canada's Census Profile of Yukon, including Whitehorse and other census subdivisions: <http://bit.ly/2kcQWuC>
- GeoSearch - an interactive tool which helps locate and relate census data to geographic areas: <http://bit.ly/2lB2eXd>
- Focus on Geography Series, 2016: <http://bit.ly/2mdoCWO>

Knowledge of Official Languages

	Total	English Only	French Only	English & French	Neither English or French	English Only	English & French
Beaver Creek	95	85	0	15	0	89.5%	15.8%
Burwash Landing	70	60	0	15	0	85.7%	21.4%
Carcross	305	280	0	25	0	91.8%	8.2%
Carmacks	495	475	0	20	0	96.0%	4.0%
Dawson	1,365	1,190	0	170	5	87.2%	12.5%
Destruction Bay	50	45	0	10	0	90.0%	20.0%
Faro	345	300	0	45	0	87.0%	13.0%
Haines Junction	615	560	0	55	5	91.1%	8.9%
Ibex Valley	410	340	0	65	0	82.9%	15.9%
MacPherson-Grizzly Valley	1,245	1,055	5	185	0	84.7%	14.9%
Marsh Lake	695	580	5	110	5	83.5%	15.8%
Mayo	200	185	0	15	0	92.5%	7.5%
Mt. Lorne	440	325	0	105	0	73.9%	23.9%
Old Crow	215	210	0	10	0	97.7%	4.7%
Pelly Crossing	355	345	0	5	0	97.2%	1.4%
Ross River	290	270	0	20	0	93.1%	6.9%
Tagish	250	225	0	25	0	90.0%	10.0%
Teslin	125	115	0	5	0	92.0%	4.0%
Teslin Post 13	140	125	0	10	0	89.3%	7.1%
Two Mile and Two and One-Half Mile Village	190	185	0	0	0	97.4%	0.0%
Upper Liard	125	125	0	0	0	100.0%	0.0%
Watson Lake	790	745	0	45	0	94.3%	5.7%
Whitehorse	24,780	20,885	65	3,695	130	84.3%	14.9%
Whitehorse, Unorganized	330	265	0	55	0	80.3%	16.7%
Yukon, Unorganized	1,515	1,315	0	195	0	86.8%	12.9%
Other ¹	x	x	x	x	x
Yukon	35,555	30,430	85	4,900	140	85.6%	13.8%

A total of 4,985 Yukoners (excluding institutional residents) reported having knowledge of French, either as the only official language or in addition to English.

The census subdivision with the highest percentage of the population reporting knowledge of English and French was Mt. Lorne with 23.9% (105 people), followed by Burwash Landing (21.4%, or 15 people) and Destruction Bay (20.0%, or 10 people).

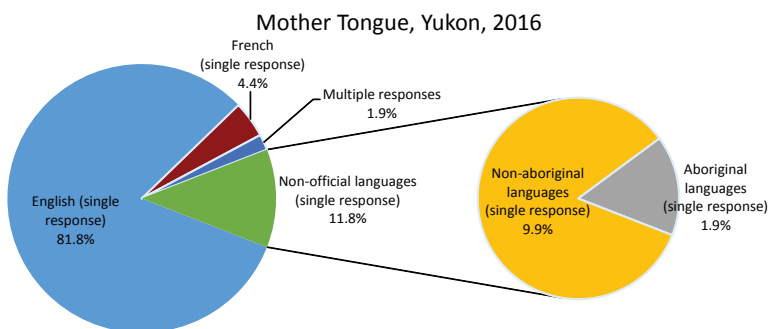
Haines Junction had the highest percentage of population that did not have knowledge of English or French (0.8%, or 5 people).

Those who spoke French only had the highest percentage in Marsh Lake with 0.7%, or 5 persons, followed by MacPherson-Grizzly Valley (0.4%, or 5 people).

In the Whitehorse census subdivision, 130 people, or 0.5% of the population, reported having knowledge of neither English or French, while 65 people, or 0.3%, reported having knowledge of French only.

¹ includes Carcross 4, Champagne Landing 10, Johnsons Crossing, Keno Hill, Kloo Lake, Klushu, Lake Laberge 1, Moosehide Creek 2, Stewart Crossing, Swift River and Teslin Land.

Mother Tongue



In 2016, 29,105, or 81.8% of Yukoners (excluding institutional residents) reported English as their sole mother tongue (single response), a drop from 83.4% in 2011 and 85.0% in 2006.

More than one mother tongue was reported by 675 people (1.9% of the Yukon population).

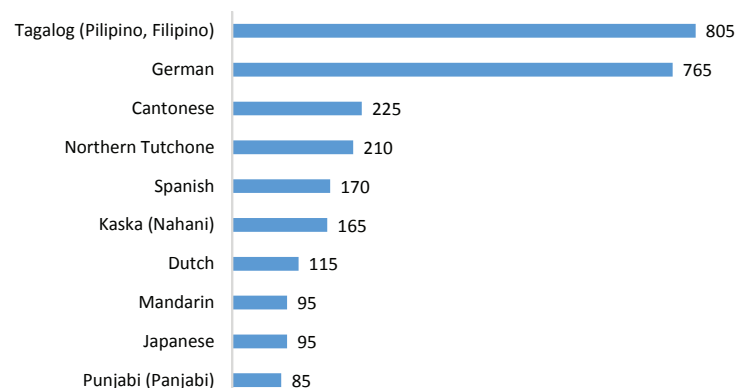
In 2016, 4,210 individuals, or 11.8% of Yukon's population, reported a non-official language as their only mother tongue. Of those, 16.0%, or 675 people, reported an aboriginal language, while 83.8%, or 3,530 people, reported a non-aboriginal language as their only mother tongue.

Of the 4,210 Yukoners reporting a non-official language as their mother tongue (single response), the most commonly reported languages were:

- Tagalog (Pilipino, Filipino) at 19.1%;
- German at 18.2%;
- Cantonese at 5.3%
- Northern Tutchone at 5.0%; and
- Spanish at 4.0%.

In 2016, Yukon's population made up 0.1% of the total population in Canada, yet it was home to 0.2% of all Canadians with a German mother tongue and 0.2% of all Canadians with Tagalog (Pilipino, Filipino) as a mother tongue.

Top Non-Official Mother Tongues (single response), Yukon, 2016



Mother Tongue

	Total	Non-Official				Multiple Responses	English (single response)	French (single response)	Aboriginal Language (single response)
		English (single response)	French (single response)	Aboriginal Language (single response)	Non-Aboriginal Language (single response)				
Beaver Creek	95	75	5	0	10	0	78.9%	5.3%	0.0%
Burwash Landing	70	50	5	10	5	5	71.4%	7.1%	14.3%
Carcross	300	230	15	20	15	25	76.7%	5.0%	6.7%
Carmacks	495	410	5	40	15	20	82.8%	1.0%	8.1%
Dawson	1,370	1,150	75	10	120	15	83.9%	5.5%	0.7%
Destruction Bay	55	45	0	0	10	0	81.8%	0.0%	0.0%
Faro	345	275	30	5	40	0	79.7%	8.7%	1.4%
Haines Junction	615	535	15	10	45	10	87.0%	2.4%	1.6%
Ibex Valley	410	325	25	15	40	10	79.3%	6.1%	3.7%
MacPherson-Grizzly Valley	1,245	1,050	70	5	105	15	84.3%	5.6%	0.4%
Marsh Lake	695	560	50	0	80	5	80.6%	7.2%	0.0%
Mayo	200	155	5	15	10	15	77.5%	2.5%	7.5%
Mt. Lorne	435	330	50	0	50	5	75.9%	11.5%	0.0%
Old Crow	220	170	5	30	0	10	77.3%	2.3%	13.6%
Pelly Crossing	350	220	0	95	0	35	62.9%	0.0%	27.1%
Ross River	295	230	10	50	5	0	78.0%	3.4%	16.9%
Tagish	250	190	10	10	35	0	76.0%	4.0%	4.0%
Teslin	125	100	5	5	15	0	80.0%	4.0%	4.0%
Teslin Post 13	140	115	5	15	5	0	82.1%	3.6%	10.7%
Two Mile and Two and One-Half Mile Village	185	125	0	50	5	10	67.6%	0.0%	27.0%
Upper Liard	125	90	0	35	5	0	72.0%	0.0%	28.0%
Watson Lake	790	670	15	30	75	0	84.8%	1.9%	3.8%
Whitehorse	24,780	20,440	1,060	150	2,675	450	82.5%	4.3%	0.6%
Whitehorse, Unorganized	325	255	25	0	45	5	78.5%	7.7%	0.0%
Yukon, Unorganized	1,515	1,200	90	80	120	30	79.2%	5.9%	5.3%
Other ¹	x	x	x	x	x	x
Yukon	35,560	29,105	1,570	675	3,530	675	81.8%	4.4%	1.9%

¹ includes Carcross 4, Champagne Landing 10, Johnsons Crossing, Keno Hill, Klou Lake, Klushu, Lake Laberge 1, Moosehide Creek 2, Stewart Crossing, Swift River and Teslin Land.

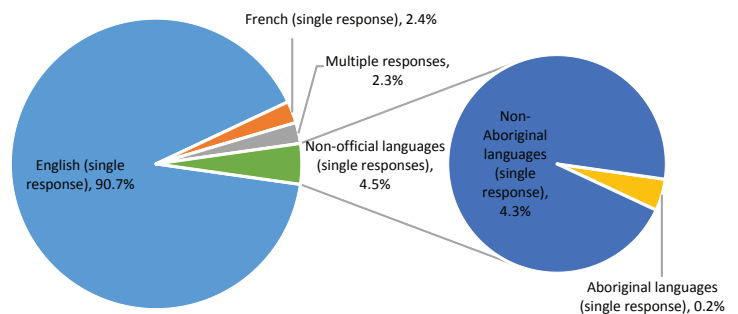
Language Spoken Most Often at Home

In 2016, almost all (97.7%) Yukoners (excluding institutional residents) reported only one home language (single response): English (90.7%); French (2.4%); and non-official languages (4.5%). An additional 2.3% reported speaking more than one language at home.

Nationally (single response), 63.7% of Canadians spoke English, 20.0% spoke French, and 11.5% spoke a non-official language. An additional 4.8% of Canadians reported speaking more than one language most often at home.

Of the 830 individuals in Yukon who reported speaking more than one language at home (multiple responses): 81.9% spoke both English and a non-official language, 14.5% spoke both English and French; 1.8% spoke English, French and a non-official language; and 0.6% spoke French and a non-official language.

Language Spoken Most Often at Home, Yukon, 2016

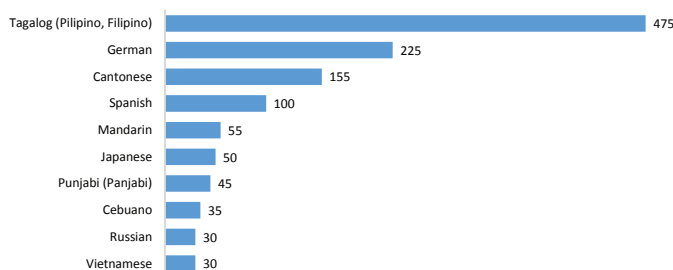


The share of the Yukon population speaking only a non-official language (single response) at home has been on the rise over the last 10 years. In 2016, 4.5% of Yukoners reported speaking only a non-official language, an increase from 3.7% in 2011 and 3.1% in 2006.

Of the 1,600 individuals who reported speaking only a non-official language at home (single response), the most commonly reported languages were:

- Tagalog (Pilipino, Filipino) at 29.7%;
- German at 14.1%;
- Cantonese at 9.7%;
- Spanish at 6.3%; and
- Mandarin at 3.4%.

Top Non-Official Languages Spoken at Home (single response), Yukon, 2016



Census Information

About the 2016 Census

Every five years, Statistics Canada conducts a census of every person in Canada. The information collected is the primary source of comparable, reliable, demographic data in Canada; it is used by governments, businesses, associations, and many others in decision-making processes that affect everyone.

All figures presented in this publication were subjected to a confidentiality procedure known as random rounding. This procedure provides strong protection against disclosure without adding significant error to the census data. Under this method, all figures, including totals, are randomly rounded either up or down to a multiple of 5. Totals and individual values are randomly rounded independently, meaning that some differences between the displayed total and the sum of the rounded data may exist in various tabulations, and minor differences can occasionally be expected between tabulations. Similarly, percentages, which are calculated based on rounded figures, may not add to 100%. Users should be aware of possible data distortions when aggregating rounded data.

Users are cautioned to consult the reference materials provided by Statistics Canada to ensure appropriate use and analyses of Census data. For more information see the 2016 Census Dictionary: <http://www12.statcan.gc.ca/census-re-censement/2016/ref/dict/index-eng.cfm>

Concepts and Definitions

Knowledge of official languages: refers to the ability to conduct a conversation in English only, French only, both English and French, or in neither English nor French.

Mother tongue: refers to the first language learned at home in childhood and still understood by the individual at the time of the census.

Language Spoken Most Often at Home: refers to the language the person speaks most often at home at the time of the census.

What's next?

Additional statistics from the 2016 Census of Population will be available in the coming months of 2017:

- September 13, 2017:
Income
- October 25, 2017:
Immigration and ethnocultural diversity
Housing
Aboriginal peoples
- November 29, 2017:
Education
Labour
Journey to work
Language of work
Mobility and migration