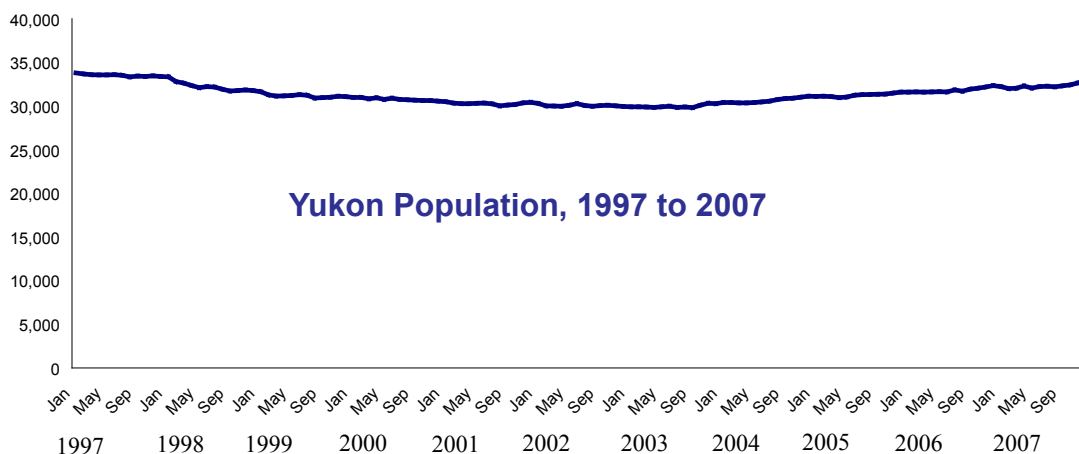


### 1 Monthly Yukon Population Estimates for 2006 & 2007

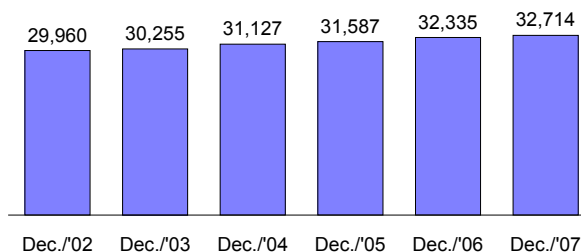
- Between December 2006 and December 2007, the population of the Yukon increased from 32,335 to 32,714, an increase of 379 people.
- The average population of the Yukon over the last twelve months (Jan to Dec 2007) was 32,276. This is an increase of 473 persons, or 1.5%, from the 2006 average of 31,803 for the same time period.
- Looking at the last twelve months, the Yukon's population fluctuated somewhat in the first eight months of 2007 followed by steady monthly increases in the last four months of 2007.

	2007	2006	% change
<b>Dec</b>	32,714	32,335	1.2
<b>Nov</b>	32,639	32,165	1.5
<b>Oct</b>	32,423	32,039	1.2
<b>Sept</b>	32,299	31,931	1.2
<b>Aug</b>	32,196	31,704	1.6
<b>July</b>	32,253	31,832	1.3
<b>June</b>	32,212	31,608	1.9
<b>May</b>	32,049	31,630	1.3
<b>April</b>	32,278	31,603	2.1
<b>March</b>	32,044	31,594	1.4
<b>Feb</b>	31,994	31,612	1.2
<b>Jan</b>	32,212	31,585	2.0
<b>Year-to-date Average</b>	32,276	31,803	1.5



Source: Yukon Department of Health & Social Services and Yukon Bureau of Statistics.

### The Yukon's Population In December, 2002 to 2007



As of December 2007, the population of the Yukon was 32,714. This is the highest population for any December since 1997. This is also the fifth consecutive December population increase after five consecutive decreases in the December population after the Faro mine closure in 1997.

## 2

### Yukon Population by Age Groups and Sex, December 2007

		Change From Dec. '06 to Dec.'07 (in %)					
		Both Sexes	Male	Female	Both	Male	Female
<b>TOTALS</b>		32,714	16,466	16,248	1.2	1.3	1.0
<b>Age Groups</b>	<b>0-4</b>	1,849	950	899	-0.5	1.3	-2.3
	<b>5-9</b>	1,823	906	917	-0.8	-0.5	-1.0
	<b>10-14</b>	2,049	1,056	993	-3.4	-3.8	-3.0
	<b>15-19</b>	2,404	1,283	1,121	0.0	2.4	-2.5
	<b>20-24</b>	2,303	1,087	1,216	2.5	-1.5	6.5
	<b>25-29</b>	2,117	1,044	1,073	0.1	1.8	-1.4
	<b>30-34</b>	2,226	1,011	1,215	2.7	1.9	3.4
	<b>35-39</b>	2,372	1,146	1,226	-1.2	-1.0	-1.4
	<b>40-44</b>	2,669	1,261	1,408	-4.7	-4.3	-5.0
	<b>45-49</b>	3,184	1,568	1,616	0.3	-0.3	0.9
	<b>50-54</b>	2,983	1,513	1,470	3.7	4.6	2.9
	<b>55-59</b>	2,465	1,292	1,173	4.1	3.2	5.0
	<b>60-64</b>	1,757	1,010	747	11.6	12.6	10.2
	<b>65-69</b>	981	562	419	4.1	-0.5	11.1
	<b>70-74</b>	668	360	308	8.8	16.1	1.3
	<b>75+</b>	864	417	447	3.0	1.2	4.7

- In December 2007, the Yukon's population consisted of 16,466 males (50.3%) and 16,248 females (49.7%).
- There were 5,721 people (17.5%) under 15 years of age, 24,480 (74.8%) between 15 and 64 years of age, and 2,513 people (7.7%) who were 65 years of age or older.

Source: Yukon Department of Health & Social Services and Yukon Bureau of Statistics.

## 3

### Community Populations by Age Groups, December 2007

	Total	Age Groups															
		0-4	5-9	10-14	15-19	20-24	25-29	30-34	35-39	40-44	45-49	50-54	55-59	60-64	65-69	70-74	75+
<b>YUKON</b>	32,714	1,849	1,823	2,049	2,404	2,303	2,117	2,226	2,372	2,669	3,184	2,983	2,465	1,757	981	668	864
<b>BEAVER CREEK</b>	99	6	1	5	4	11	3	6	5	10	9	8	12	5	3	2	9
<b>BURWASH LANDING</b>	92	6	3	6	3	0	4	9	4	7	9	13	5	13	5	3	2
<b>CARCROSS</b>	423	23	19	24	25	23	25	30	28	40	38	41	33	32	12	11	19
<b>CARMACKS</b>	444	34	37	39	31	30	35	29	34	27	43	28	23	23	12	8	11
<b>DAWSON CITY</b>	1,879	90	100	103	90	121	162	147	141	150	199	189	158	103	57	29	40
<b>DESTRUCTION BAY</b>	55	2	1	2	0	4	5	1	1	7	11	4	7	4	3	3	0
<b>FARO</b>	372	15	17	19	22	19	18	19	11	27	52	51	30	27	24	13	8
<b>HAINES JUNCTION</b>	809	48	39	49	63	43	48	42	54	64	70	79	70	61	23	21	35
<b>MARSH LAKE</b>	415	20	18	16	16	26	19	27	18	26	54	48	41	37	21	13	15
<b>MAYO</b>	423	22	21	32	29	32	27	15	26	32	47	40	28	20	15	15	22
<b>OLD CROW</b>	256	13	14	22	19	15	13	22	13	22	22	22	20	15	4	7	13
<b>PELLY CROSSING</b>	294	21	16	16	24	24	20	13	28	30	23	25	9	19	8	9	9
<b>ROSS RIVER</b>	349	23	23	25	27	22	21	17	41	35	29	24	18	18	5	7	14
<b>TAGISH</b>	208	3	5	11	8	8	2	9	5	16	21	21	25	28	20	12	14
<b>TESLIN</b>	426	20	26	33	19	19	21	42	38	27	35	33	37	24	15	17	20
<b>WATSON LAKE</b>	1,596	96	89	103	130	109	94	77	103	142	161	144	103	116	57	28	44
<b>WHITEHORSE</b>	24,473	1,406	1,393	1,541	1,887	1,793	1,595	1,718	1,819	1,999	2,345	2,202	1,834	1,202	693	464	582
<b>OTHER</b>	101	1	1	3	7	4	5	3	3	8	16	11	12	10	4	6	7

Source: Yukon Department of Health & Social Services and Yukon Bureau of Statistics.

Note: 'Other' includes communities such as Champagne, Elsa, Johnson's Crossing, Keno City, Stewart Crossing & Swift River.

## 4 Community Populations by Month

### Highlights of Population Changes in Yukon's Four Largest Communities

Between December 2006 and December 2007, the Whitehorse population increased by 1.3%. During the same time period, the Dawson City population increased by 1.1%, the Watson Lake population increased by 2.9%, and the Haines Junction population decreased by 0.4%.

#### A. Communities with less than 400 people, December 2006 to December 2007

		Beaver Creek	Burwash Landing	Destruction Bay	Faro	Old Crow	Pelly Crossing	Ross River	Tagish
2007	Dec	99	92	55	372	256	294	349	208
	Nov	97	90	56	371	256	285	350	210
	Oct	102	90	58	376	259	288	348	207
	Sep	102	90	58	373	259	289	351	214
	Aug	101	87	60	376	259	280	356	215
	Jul	103	88	60	378	266	281	356	213
	June	101	88	56	382	271	284	355	212
	May	101	91	56	382	268	281	352	214
	Apr	100	91	56	386	272	288	354	213
	Mar	99	92	56	380	268	285	345	212
	Feb	99	92	56	391	264	292	342	212
	Jan	102	89	59	395	279	294	347	214
2006	Dec	104	90	58	398	281	303	352	212

#### B. Communities with more than 400 people, December 2006 to December 2007

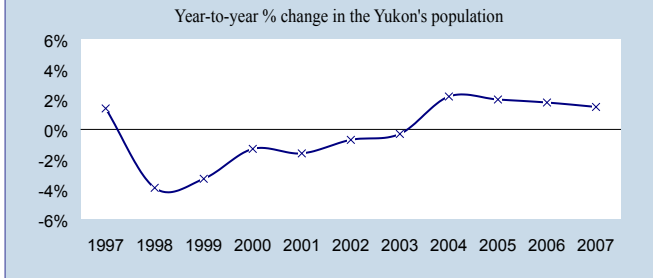
		Carcross	Carmacks	Dawson City	Haines Junction	Marsh Lake	Mayo	Teslin	Watson Lake	Whitehorse
2007	Dec	423	444	1,879	809	415	423	426	1,596	24,473
	Nov	425	441	1,880	806	419	412	426	1,598	24,420
	Oct	432	432	1,870	793	402	402	424	1,589	24,253
	Sep	428	421	1,871	800	398	402	425	1,582	24,141
	Aug	429	420	1,878	798	397	391	426	1,576	24,057
	Jul	438	426	1,880	801	402	389	426	1,566	24,088
	Jun	437	426	1,876	804	405	388	428	1,567	24,041
	May	430	427	1,851	803	408	384	429	1,557	23,924
	Apr	436	427	1,858	814	414	401	429	1,564	24,083
	Mar	430	403	1,835	805	399	396	422	1,551	23,976
	Feb	428	394	1,823	798	393	405	419	1,547	23,951
	Jan	426	397	1,847	808	392	422	414	1,552	24,084
2006	Dec	437	405	1,859	812	387	424	417	1,551	24,151

Source: Yukon Department of Health & Social Services and Yukon Bureau of Statistics.

# 5

## Historical Population Estimates

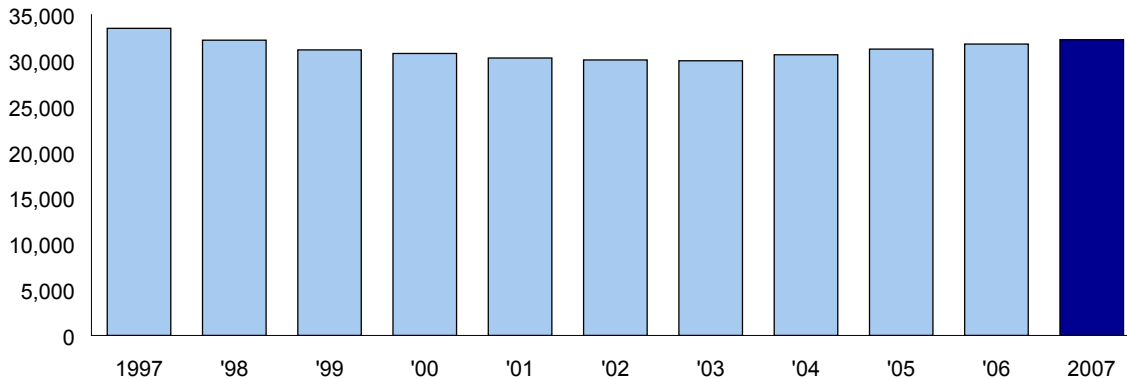
Comparing 1997 to 2007, the annual average population of the Yukon decreased by 1,243 people (from 33,519 to 32,276). This represents an annual average growth rate of -0.4%. However, this growth has not occurred evenly from year to year. Rather, it has ranged from a high of 2.2% between '03 and '04 to a low of -3.9% between '97 and '98.



### Annual Average Yukon Population, 1997 to 2007

Year	Population	% Change from previous year
2007	32,276	1.5
2006	31,803	1.8
2005	31,240	2.0
2004	30,627	2.2
2003	29,967	-0.3
2002	30,063	-0.7
2001	30,273	-1.6
2000	30,776	-1.3
1999	31,166	-3.3
1998	32,216	-3.9
1997	33,519	1.4

### Annual Average Yukon Population, 1997 to 2007



Source: Yukon Department of Health & Social Services and Yukon Bureau of Statistics.

Population estimates are used by the public sector, private sector and the general public. The Yukon Bureau of Statistics produces population estimates twice a year. Figures for the months of January to June are released in July of the same year while population estimates for the months of July to December are released in January of the next year.

These population estimates are statistically based on the Yukon Health Care Registration file. The figures are sorted by postal codes and community codes. Users of this information should be aware that the community population includes not only the legally defined city limits, but also the population that lives in the immediately surrounding area.

Information sheet no. 58.30 - December '07  
Next Release: July 2008

*Additional information:*

The Yukon Government  
Executive Council Office  
Bureau of Statistics (A-8C)  
Box 2703, Whitehorse, Yukon Y1A 2C6  
Telephone: (867) 667-5640; Fax: (867) 393-6203  
email: [ybsinfo@gov.yk.ca](mailto:ybsinfo@gov.yk.ca)  
website: [www.eco.gov.yk.ca/stats/](http://www.eco.gov.yk.ca/stats/)