



Public School Enrollment 2007

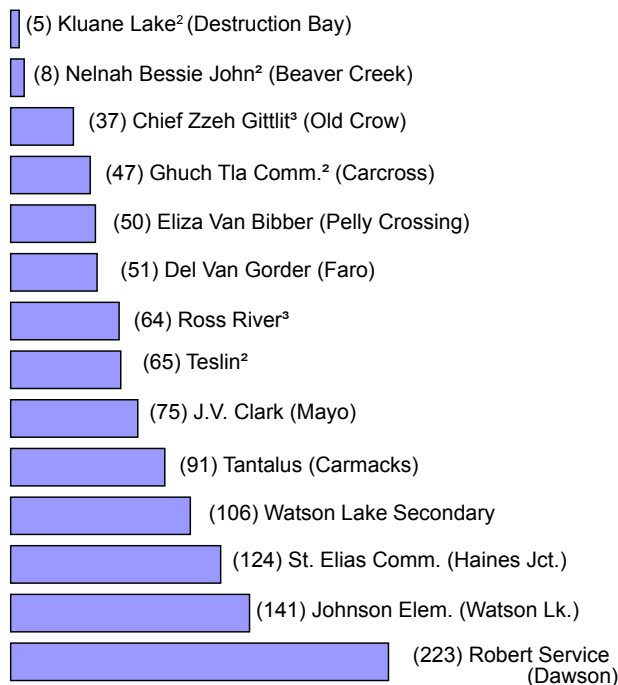
Student enrollment in Yukon public schools (Kindergarten through Grade 12) has changed over the past ten years. Grade reorganization was implemented in 1996/1997, changing from a three-tier system to a two-tier one. The reorganization was completed with the end of the 1998/1999 school year. This publication offers a brief summary of enrollment and graduation figures in the Yukon over a ten-year period, based on information received from the Yukon Department of Education. Please refer to footnotes at the end of this publication while using the data.

Enrollment by School, May 2007

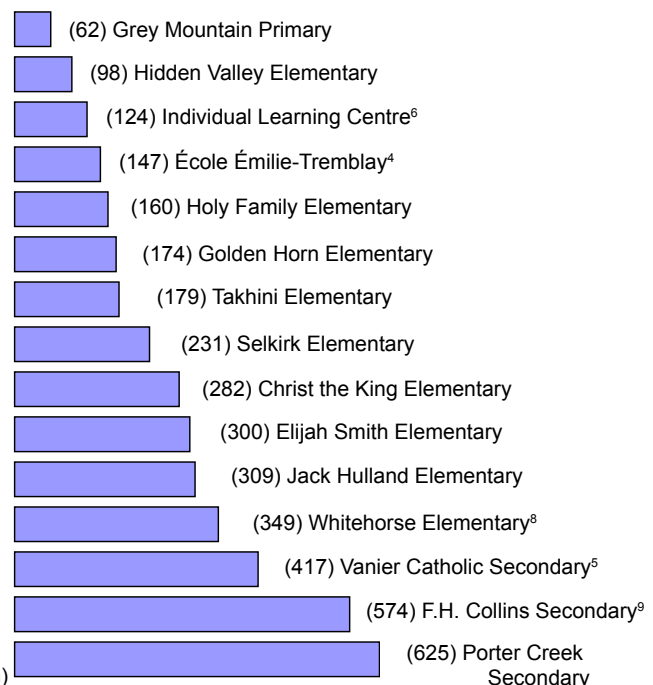
As of May 31st, 2007 there were 4,994 students enrolled in the Yukon public school system⁶. This figure represents a decrease of 55 students, or 1.0%, from the total enrollment as of May 31, 2006, and a decrease of 1,160 students, or 18.8%, compared to 1997 enrollment figures.

Enrollment in English school programs decreased 1,208 students (21.6%) from May 1997 to May 2007. French Immersion program enrollment increased 2.9% (13 students) from May 1997 to May 2007, and École Émilie-Tremblay (French first language) showed an increase of 35 students (31.3%) over the same time period.

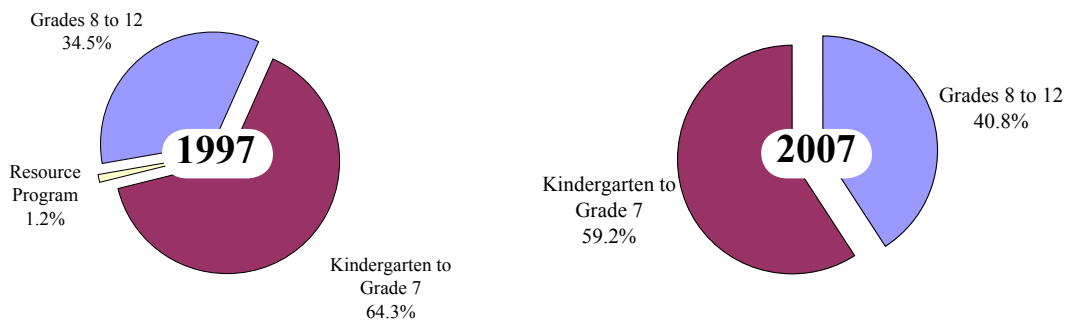
Rural Schools ¹



Whitehorse Schools



Enrollment by Grade, Yukon, May 1997 to May 2007



Note: RP = Resource Programs - students are included in general enrollment figures, and not separately identified.

In May 2007, 40.8% of all students were enrolled in Grades 8 to 12, which is a 6.3 percentage point increase from May 1997 (34.5%). Enrollment in Kindergarten to Grade 7 in May 2007 accounted for 59.2% of all students, compared to 64.3% in 1997. This is a decrease of 5.1 percentage points between 1997 and 2007.

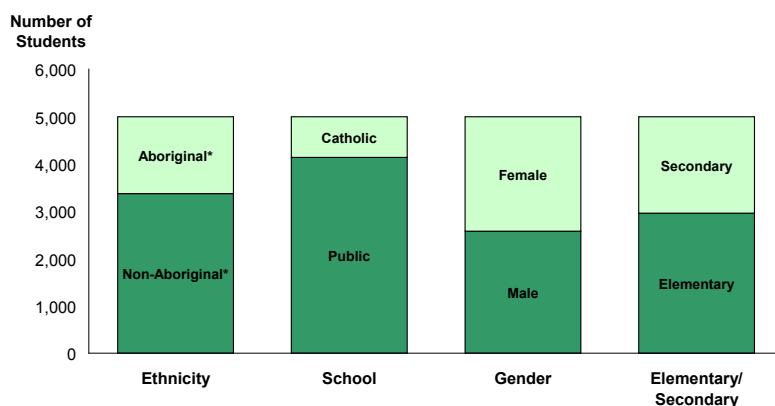
	1997	1998	1999	2000	2001	2002	2003	2004	2005	2006	2007
RP	75	61	-	-	-	-	-	-	-	-	-
K ¹⁰	534	473	454	421	387	426	415	394	381	374	374
Grade 1	513	507	430	429	404	364	393	379	345	341	348
2	477	495	482	421	409	397	358	386	368	350	342
3	508	459	482	457	404	396	408	361	388	370	350
4	453	505	436	492	455	414	414	407	361	385	366
5	480	457	491	438	481	454	410	416	421	352	386
6	498	466	455	482	415	471	453	405	419	421	362
7	494	472	460	452	479	410	485	469	424	415	428
8	529	474	473	458	442	460	407	481	479	420	409
9 (r)	430	481	456	454	457	419	446	396	468	458	434
10 (r)	446	419	453	429	437	434	407	445	387	448	446
11 (r)	389	483	453	452	439	423	448	380	403	349	407
12 (r)	328	334	396	366	370	364	422	452	413	366	342
Total (r)	6,154	6,086	5,921	5,751	5,579	5,432	5,466	5,371	5,257⁶	5,049⁶	4,994⁶

(r) = revised

Of the 4,994 students enrolled in Yukon schools⁶ as of May 2007:

- 1,624 (32.5%) students were Aboriginal* and 3,370 (67.5%) were non-Aboriginal*;
- 859 (17.2%) students were enrolled in Catholic schools and 4,135 (82.8%) were enrolled in Public schools;
- 51.6% (2,577) were male and 48.4% (2,417) were female;
- Elementary students comprised 59.2% (2,956) of all students, while Secondary students made up 40.8% (2,038).

Enrollment Breakdown for Yukon, May 2007



* Denotes self-identification process.

Graduation Rates

Comparing the 2006/07 school year with the 1996/97 school year the following changes have occurred:

- Students with the “potential to graduate” increased from 201 in 1996/97 to 314 in 2006/07, an increase of 113, or 56.2%.
- The number of graduates increased from 180 in 1996/97 to 294 in 2006/07, an increase of 114, or 63.3%.
- The number of graduates as a percentage of those with the “potential to graduate” increased from 89.6% in 1996/97 to 93.6% in 2006/07, an increase of 4.0 percentage points.

	Grade 12 Enrollments*	Potential to Graduate**	Graduates	
			Number	% of Potential
2006/07	342	314	294	93.6%
2005/06(r)	366	325	308	94.8%
2004/05(r)	413	350	332	94.9%
2003/04	452	372	324	87.1%
2002/03	422	315	280	88.9%
2001/02	364	311	279	89.7%
2000/01	370	313	283	90.4%
1999/00	366	297	260	87.5%
1998/99	396	339	296	87.3%
1997/98	334	272	246	90.4%
1996/97	328	201	180	89.6%
1995/96	278	214	181	84.6%

21 students from the Individual Learning Centre also received their high school diploma in 2006/07. This compares to 11 in 2005/06 and 10 in 2004/05. These graduates are not included in the table above.

* Grade 12 enrollment includes students (excluding ILC) who may have previously graduated and returned for additional courses.

** Any Grade 12 student (excluding ILC) who is registered for one or more courses during the school year (who has not already graduated), and who could possibly graduate. Potential graduation is based on final grades for courses finished prior to the next school year, and the assumption that the student will pass all the courses registered for the school year.

Enrollment by School, May 1997 to May 2007

	1997	1998	1999	2000	2001	2002	2003	2004	2005	2006	2007
Nelna Bessie John ²	15	25	19	17	18	19	21	14	11	11	8
Ghuch Tla Community ²	50	50	56	49	51	56	56	61	63	58	47
Chief Zzeh Gittlit ³	60	64	49	66	57	51	47	45	51	41	37
Christ the King Elementary	215	246	312	315	298	286	345	338	307	298	282
Del Van Gorder	215	167	119	76	72	67	55	53	53	51	51
École Émilie-Tremblay ⁴	112	110	107	115	120	124	110	115	119	112	147
Elijah Smith Elementary	302	250	240	226	211	224	240	247	279	298	300
Eliza Van Bibber	76	79	72	74	65	57	60	71	69	59	50
F.H. Collins Secondary	683	815	711	606	614	546	544	506	497	429	460
F.H. Collins Secondary Imm.	77	131	120	107	106	94	104	107	90	111	114
Golden Horn Elementary	287	299	284	294	280	256	243	227	213	185	174
Grey Mountain Primary	122	109	94	100	78	84	80	72	65	61	62
Hidden Valley Elementary	170	171	159	146	142	137	130	125	100	93	98
Holy Family Elementary	187	191	181	182	169	172	187	168	163	162	160
J.V. Clark	99	99	101	100	103	95	97	88	81	74	75
Jack Hulland Elementary	516	497	488	466	431	386	402	372	341	331	309
Johnson Elementary	170	165	166	175	178	176	172	169	150	139	141
Kluane Lake ²	6	6	13	6	9	9	6	8	7	7	5
Porter Creek Secondary	340	470	603	666	654	689	681	733	724	669	625
Riverdale Jr Secondary ⁷	253	-	-	-	-	-	-	-	-	-	-
Riverdale Jr Secondary Imm. ⁷	63	-	-	-	-	-	-	-	-	-	-
Robert Service	284	291	268	263	221	229	224	233	238	234	223
Ross River ²	84	78	75	73	55	61	65	67	73	73	64
Selkirk Elementary	327	301	260	252	236	235	229	222	229	247	231
St. Elias Community	168	168	159	143	148	147	148	132	130	119	124
Takhini Elementary	247	225	221	223	223	216	206	197	168	163	179
Tantalus	102	99	101	95	101	102	102	86	103	94	91
Teslin ²	54	51	54	50	54	67	66	66	67	61	65
Vanier Catholic Secondary ⁵	284	388	427	441	463	448	402	402	405	415	417
Watson Lake High	98	94	93	98	89	88	97	99	106	110	106
Whitehorse Elementary ⁸	178	147	104	81	85	72	79	78	54	17	-
Whitehorse Elementary Imm. ⁸	310	300	265	246	248	239	268	270	301	327	349
Total Enrollment (r)	6,154	6,086	5,921	5,751	5,579	5,432	5,466	5,371	5,257⁶	5,049⁶	4,994⁶
Individual Learning Centre ⁶	-	-	-	-	-	-	-	-	83	99	124

Definitions and Notes

Three-tiered	The three-tiered education system consisted of elementary (Kindergarten to Grade 6), junior high (Grades 7, 8 and 9), and senior high (Grades 10, 11 and 12).
Two-tiered	The two-tiered system is comprised of elementary schools covering Kindergarten through Grade 7 and secondary schools teaching Grades 8 through 12.
Primary	Offers Kindergarten through Grade 3.
Elementary	Offers Kindergarten through Grade 7.
Secondary	Offers Grade 8 through Grade 12.
RP	Resource Program. This program was available for students with special needs.
Imm.	French Immersion Program.

When using data contained in this publication it is important to note that, prior to the 1996/1997 school year, information was gathered from a variety of sources and systems. With the beginning of the 1996/1997 school year, the Student Information Management System (SIMS) was launched in order to electronically capture school-based information in a standardized format.

Footnotes

- 1 Unless otherwise stated by footnote, rural schools offer Kindergarten through Grade 12.
- 2 School offers kindergarten through Grade 9.
- 3 School offers kindergarten through Grade 10.
- 4 French first language school. A student's eligibility for enrollment is determined by Section 23 of *The Charter of Rights and Freedoms*.
- 5 School was renamed for the 1997/98 school year from Christ the King Junior Secondary to Vanier Catholic Secondary. At that time, they also moved into the Riverdale Junior Secondary facility. As of the 2001/02 school year, Grade 7 was moved to the elementary schools and Vanier now offers Grade 8 through 12.
- 6 The Individual Learning Centre (ILC) opened in February 2005 in downtown Whitehorse for students who have dropped out and want to go back to a non-conventional school and learn at their own pace, and complete and graduate from high school. Revised 2005 and 2006, as well as 2007 total enrollment figures do not include students enrolled at the ILC.
- 7 Riverdale Junior Secondary school students merged with F.H. Collins at the end of the 1996/97 school year.
- 8 Whitehorse Elementary discontinued the English program and offered French Immersion Program only as of September 2006.
- 9 Includes English and French Immersion students.
- 10 Includes Kindergarten as well as K-4 (kindergarten for 4 year-olds).