

## 1

### Retail Motor Fuel Prices in the Yukon

Average prices as of January 30<sup>th</sup>, 2008

	Self-Serve		
	regular	premium	diesel
Whitehorse	115.6	121.6	119.1
Beaver Creek	128.9	133.9	126.9
Carcross	119.9	124.9	121.9
Carmacks	125.9	134.9	137.9
Dawson City	139.7	146.7	138.3
Destruction Bay	125.9	130.9	123.9
Faro	N/A Due to Fire		
Haines Junction	117.5	122.9	121.5
Mayo	136.9	140.9	128.9
Pelly Crossing	129.9	-	139.9
Ross River	128.9	-	132.9
Tagish	120.4	127.8	125.9
Teslin	115.9	121.9	120.9
Watson Lake	126.9	139.9	129.9

	Full-Serve			
	regular	premium	diesel	propane
Whitehorse	117.8	125.6	121.9	92.6
Burwash Landing	N/A	-	N/A	-
Carmacks	-	-	-	97.0
Dawson City	-	-	-	99.9
Destruction Bay	-	-	-	106.9
Faro	N/A Due to Fire			
Haines Junction	117.9	-	120.9	92.9
Mayo	139.9	-	138.5	99.2
Tagish	-	-	-	95.0
Teslin	-	-	-	90.0
Watson Lake	-	-	120.9	89.9

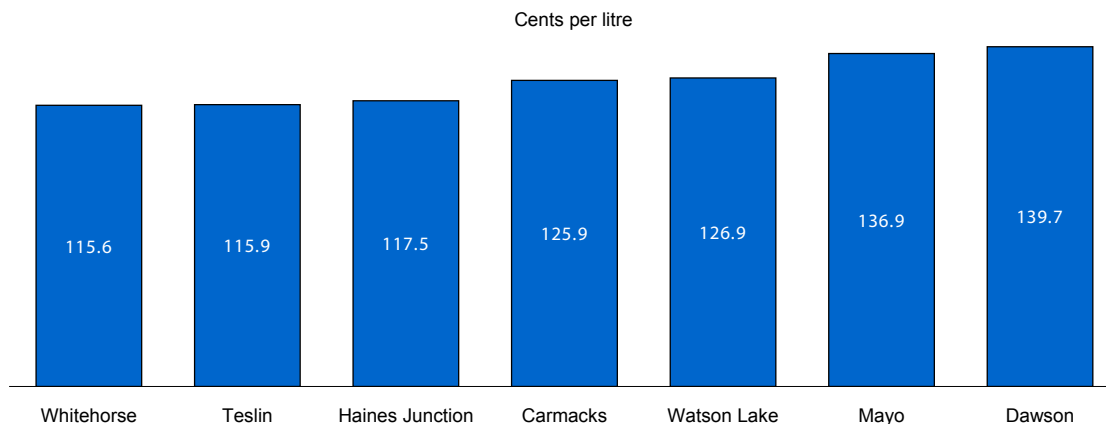
*Note:* All prices are Canadian cents per litre, including all applicable taxes.  
 “-” Indicates this service is not available in this community at this time.  
 “N/A” indicates this information is not available for the reporting period.

Current average gasoline prices for regular self-serve in the Yukon range from 115.6¢ per litre in Whitehorse to 139.7¢ per litre in Dawson City. The price for premium self-serve ranges from 121.6¢ per litre in Whitehorse to 146.7¢ per litre in Dawson City. The lowest price for self-serve diesel is in Whitehorse—119.1¢ per litre.

For full-serve regular gasoline, the average price ranges from 117.8¢ per litre in Whitehorse to 139.9¢ per litre in Mayo. The price for full-serve diesel ranges from 120.9¢ per litre in Watson Lake and Haines Junction to 138.5¢ per litre in Mayo. In Haines Junction full-serve diesel was cheaper than self-serve.

Watson Lake has the lowest price for propane, at 89.9¢ per litre, while Destruction Bay has the highest, at 106.9¢ per litre.

### Average Retail Gasoline Prices Regular Self-Serve — January 30<sup>th</sup>, 2008



# 2

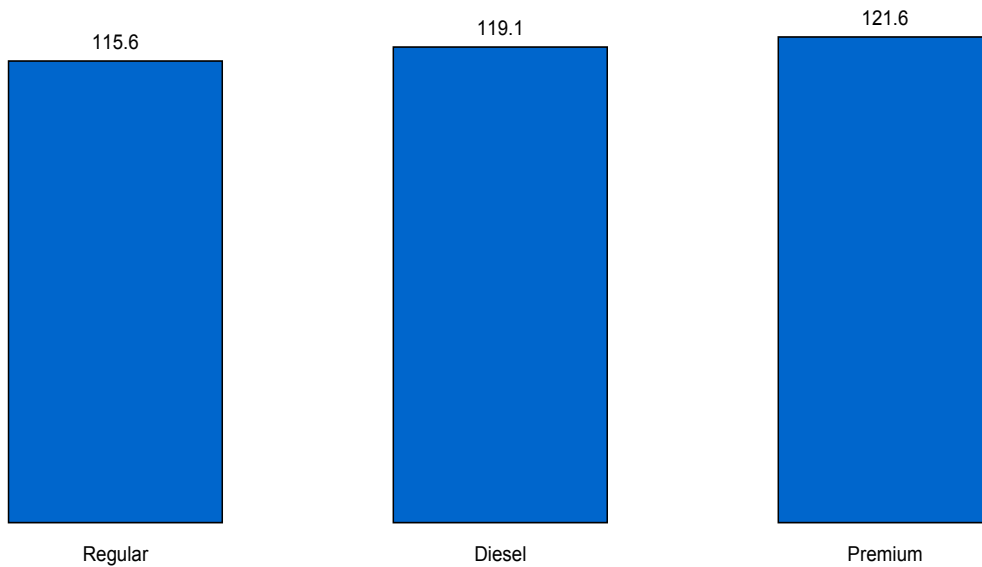
## Retail Motor Fuel Prices — Whitehorse

	Self-Serve				Full-Serve				
	regular	mid-grade	premium	diesel	regular	mid-grade	premium	diesel	propane
30-Jan-08	115.6	-	121.6	119.1	117.8	-	125.6	121.9	92.6
16-Jan-08	115.8	-	121.4	119.4	117.4	-	125.6	118.6	92.6
2-Jan-08	115.8	-	121.2	120.3	117.4	-	125.6	121.9	90.2
19-Dec-07	115.8	-	121.9	120.1	117.8	-	128.9	123.2	90.2
5-Dec-07	116.5	-	122.2	119.6	117.8	-	128.9	123.2	90.2
21-Nov-07	115.6	-	122.0	116.9	117.1	-	127.9	115.6	87.9
7-Nov-07	115.6	-	122.3	109.1	117.1	-	127.9	114.6	82.6
24-Oct-07	115.6	-	122.3	109.4	117.1	-	127.9	114.6	82.6
10-Oct-07	117.1	-	122.7	108.7	121.1	-	129.9	111.9	89.9
26-Sep-07	119.9	-	123.7	109.0	122.4	-	127.9	111.9	82.6
12-Sep-07	119.8	-	124.3	109.1	122.4	-	127.9	111.9	81.9
29-Aug-07	119.8	-	124.7	108.9	121.8	-	127.2	111.9	80.9
15-Aug-07	119.8	-	124.9	108.7	121.8	-	127.9	111.9	80.9
1-Aug-07	119.9	-	125.1	109.0	121.8	-	127.9	111.9	80.9
18-Jul-07	119.9	-	124.9	108.7	121.8	-	127.9	111.9	80.9
4-Jul-07	119.7	-	124.9	108.2	121.8	-	123.9	111.9	80.9
20-Jun-07	119.7	-	124.9	107.8	121.8	-	127.9	111.9	80.9
6-Jun-07	120.4	-	124.9	107.6	121.8	-	129.2	111.9	80.9
23-May-07	116.5	-	121.2	107.5	117.1	-	124.9	112.4	80.9
9-May-07	114.1	-	119.1	108.8	115.8	-	123.2	113.2	80.9
25-Apr-07	105.1	-	110.3	104.4	106.1	-	116.7	109.8	80.1
11-Apr-07	104.1	-	109.5	104.6	104.9	-	115.5	108.7	79.9
28-Mar-07	108.8	-	113.4	106.9	109.8	-	119.2	110.6	79.9
14-Mar-07	100.6	-	107.8	105.6	99.8	-	110.2	106.9	79.9
28-Feb-07	98.4	-	103.1	102.8	99.8	-	109.9	103.9	79.9
14-Feb-07	96.4	-	102.5	103.3	95.8	-	110.2	101.9	78.4
31-Jan-07	96.4	-	102.1	105.0	97.1	-	106.6	101.9	78.4
17-Jan-07	100.4	-	106.7	106.5	99.8	-	109.6	101.9	78.4
3-Jan-07	100.4	-	106.4	107.4	99.8	-	109.6	104.9	79.9
December '06	97.8	-	104.5	101.0	97.7	-	109.8	103.6	71.9
November '06	97.8	-	104.5	101.0	97.7	-	109.8	103.6	71.9
October '06	99.1	-	105.9	99.9	100.1	-	114.0	104.3	71.5
September '06	110.5	117.2	116.7	110.4	111.6	118.9	124.2	117.6	83.2
August '06	119.7	124.1	125.7	114.0	121.8	124.4	130.1	117.2	84.6
July '06	116.0	120.8	122.8	110.7	119.4	122.9	127.5	112.6	83.4
June '06	113.6	119.9	121.8	109.7	118.2	122.9	127.5	110.3	82.9
May '06	114.4	118.6	122.1	108.7	118.2	122.9	127.5	110.6	82.9
April '06	117.1	123.2	123.0	108.5	119.8	123.2	127.5	114.2	81.2
March '06	101.6	106.3	109.2	101.8	102.6	107.2	111.9	102.3	80.2
February '06	105.6	109.9	111.9	105.1	105.8	109.4	114.1	112.1	82.1
January '06	105.7	110.0	112.0	108.1	105.8	109.4	114.1	113.9	83.2
December '05	106.1	110.0	112.9	109.4	106.6	110.1	114.9	114.6	82.4
November '05	108.8	113.1	116.0	111.4	109.2	113.6	118.6	117.6	80.6
October '05	116.8	120.8	122.9	109.8	116.6	119.8	123.9	115.3	81.6
September '05	120.7	125.5	126.4	106.7	121.6	124.7	127.7	110.2	81.4
August '05	112.1	116.3	117.8	101.9	113.2	116.8	119.7	107.8	82.8
July '05	106.3	110.2	111.9	99.9	106.7	110.1	113.5	102.6	82.2
June '05	102.1	105.7	108.0	97.0	102.3	105.9	110.4	100.4	84.7
May '05	102.4	105.9	108.7	97.7	102.8	106.1	111.1	100.6	84.7
April '05	104.8	108.4	110.6	99.3	105.4	108.8	112.4	100.2	84.7
March '05	98.3	101.6	103.8	95.1	99.5	103.6	106.7	98.9	84.0
February '05	92.5	96.6	99.6	89.3	93.4	97.8	104.4	90.6	84.3
January '05	90.5	94.2	97.4	86.6	91.3	96.3	104.6	89.4	83.2

# 2

## Retail Motor Fuel Prices — Whitehorse

**Average Self-Serve, as of January 30<sup>th</sup>, 2008  
(cents per litre)**



**Average Full-Serve, as of January 30<sup>th</sup>, 2008  
(cents per litre)**



# 3

## Retail Motor Fuel Prices — Carmacks

	Self-Serve			Full-Serve
	regular	premium	diesel	propane
30-Jan-08	125.9	134.9	137.9	97.0
16-Jan-08	125.9	134.9	137.9	97.0
2-Jan-08	125.9	134.9	137.9	97.0
19-Dec-07	125.9	134.9	137.9	98.0
5-Dec-07	125.9	134.9	133.9	98.0
21-Nov-07	125.9	133.4	132.9	90.0
7-Nov-07	119.9	129.9	124.4	97.0
24-Oct-07	125.9	135.4	124.4	97.0
10-Oct-07	125.9	135.4	121.4	97.0
26-Sep-07	125.9	135.4	121.4	97.0
12-Sep-07	125.9	135.4	121.4	97.0
29-Aug-07	125.9	135.4	121.4	97.0
15-Aug-07	125.4	135.4	121.4	97.0
1-Aug-07	125.4	135.4	121.4	97.0
18-Jul-07	125.4	135.4	121.4	97.0
4-Jul-07	125.4	135.4	119.9	96.0
20-Jun-07	129.9	138.9	121.4	96.0
6-Jun-07	129.9	138.9	121.4	96.0
23-May-07	129.9	137.9	121.4	94.0
9-May-07	129.9	136.4	121.4	90.0
25-Apr-07	119.9	126.4	119.9	90.0
11-Apr-07	119.9	126.4	119.9	93.0
28-Mar-07	117.9	124.9	113.4	93.0
14-Mar-07	112.9	120.4	111.9	94.0
28-Feb-07	107.9	117.4	111.9	94.0
14-Feb-07	105.9	115.4	111.9	94.0
31-Jan-07	115.9	132.4	111.4	94.0
17-Jan-07	115.9	132.4	111.4	94.0
3-Jan-07	115.9	132.4	111.4	94.0
December '06	109.9	128.9	111.4	94.0
November '06	109.9	119.9	110.2	94.0
October '06	109.9	119.9	107.7	94.0
September '06	115.9	124.7	118.9	93.5
August '06	127.6	136.4	126.4	93.0
July '06	127.9	135.9	121.2	93.0
June '06	129.9	138.9	123.9	94.0
May '06	129.9	138.2	123.9	93.5
April '06	122.4	132.2	115.9	93.0
March '06	107.1	115.2	111.4	93.0
February '06	108.9	117.9	114.7	93.0
January '06	108.9	117.9	115.9	93.0
December '05	109.9	119.2	116.9	93.0
November '05	112.9	122.4	124.7	93.0
October '05	123.9	131.2	124.9	93.0
September '05	125.9	133.9	120.9	91.0
August '05	116.9	123.9	109.6	90.0
July '05	109.4	118.7	105.4	92.5
June '05	105.9	115.4	102.9	98.0
May '05	110.9	117.9	106.9	96.0
April '05	110.9	117.9	106.9	96.0
March '05	100.6	108.7	102.1	95.0
February '05	95.4	105.4	96.2	93.0
January '05	94.9	104.7	94.4	93.0

# 4

## Retail Motor Fuel Prices — Dawson City

	Self-Serve			Full-Serve		
	regular	premium	diesel	regular	diesel	propane
30-Jan-08	139.7	146.7	138.3	-	-	99.9
16-Jan-08	139.7	146.7	138.3	-	-	99.9
2-Jan-08	139.4	147.2	139.0	-	-	99.9
19-Dec-07	138.4	147.2	139.0	-	-	99.9
5-Dec-07	138.2	146.0	136.3	-	-	99.9
21-Nov-07	139.7	147.3	137.2	-	-	99.9
7-Nov-07	139.7	147.3	135.0	-	-	99.9
24-Oct-07	139.7	147.3	135.0	-	-	99.9
10-Oct-07	139.7	147.3	135.0	-	-	99.9
26-Sep-07	140.4	147.5	134.1	-	-	99.9
12-Sep-07	140.4	147.5	134.1	-	-	99.9
29-Aug-07	140.4	147.5	134.1	-	-	99.9
15-Aug-07	140.4	147.5	134.1	-	-	99.9
1-Aug-07	141.7	147.5	135.4	-	-	99.9
18-Jul-07	141.7	147.5	135.4	-	-	97.9
4-Jul-07	140.5	147.5	133.8	-	-	97.9
20-Jun-07	140.9	147.2	133.9	-	-	97.9
6-Jun-07	143.2	147.2	133.9	-	-	97.9
23-May-07	142.7	147.5	133.9	-	-	97.9
9-May-07	137.4	146.2	134.4	-	-	97.9
25-Apr-07	134.6	140.7	131.0	-	-	97.9
11-Apr-07	130.6	139.4	131.2	-	-	97.9
28-Mar-07	127.7	138.2	131.7	-	-	N/A
14-Mar-07	122.4	127.4	129.3	-	-	97.9
28-Feb-07	122.2	129.7	130.8	-	-	N/A
14-Feb-07	121.6	128.4	127.3	-	-	97.9
31-Jan-07	122.0	128.3	127.9	-	-	97.9
17-Jan-07	121.5	126.4	126.5	-	-	97.9
3-Jan-07	122.5	128.9	125.9	-	-	97.9
December '06	119.3	123.6	120.1	-	-	97.9
November '06	119.8	124.3	120.8	-	-	98.2
October '06	122.5	127.3	122.8	-	-	98.5
September '06	130.3	135.1	129.1	-	-	98.5
August '06	136.5	142.2	130.8	-	-	98.5
July '06	134.4	139.8	129.2	-	-	98.2
June '06	133.7	139.1	129.0	131.5	130.0	96.8
May '06	133.5	139.2	130.3	129.0	126.0	95.0
April '06	133.6	139.6	128.8	125.0	123.0	94.0
March '06	121.9	128.4	125.6	119.0	120.0	86.5
February '06	123.2	129.2	126.2	117.0	126.5	86.5
January '06	123.2	129.1	126.0	110.0	125.0	86.5
December '05	123.5	129.2	126.0	116.5	125.0	95.5
November '05	125.0	131.0	124.6	123.0	127.5	95.5
October '05	128.5	134.8	124.5	126.0	123.0	89.9
September '05	129.1	135.1	124.1	131.5	121.5	90.7
August '05	118.2	124.1	114.0	120.3	116.0	91.5
July '05	113.4	118.4	109.4	115.5	114.5	91.5
June '05	113.4	118.4	109.2	113.5	111.0	91.5
May '05	113.4	118.4	109.2	112.0	108.0	89.9
April '05	113.3	119.1	108.4	113.0	111.0	89.9
March '05	105.2	115.5	98.5	107.9	107.9	89.9
February '05	104.8	113.3	98.9	107.9	102.9	89.9
January '05	106.7	113.7	96.7	107.9	96.9	89.9

# 5

## Retail Motor Fuel Prices — Faro

	Full-Serve			
	regular	premium	diesel	propane
30-Jan-08	<i>Not Available Due to Fire</i>			
16-Jan-08				
2-Jan-08				
19-Dec-07	<i>Not Available Due to Fire</i>			
5-Dec-07				
21-Nov-07				
7-Nov-07				
24-Oct-07				
10-Oct-07				
26-Sep-07				
12-Sep-07				
29-Aug-07	139.9	146.9	133.9	93.0
15-Aug-07	139.9	146.9	133.9	93.0
1-Aug-07	139.9	146.9	133.9	93.0
18-Jul-07	139.9	146.9	133.9	93.0
4-Jul-07	139.9	146.9	133.9	95.0
20-Jun-07	139.9	146.9	133.9	93.0
6-Jun-07	134.9	146.9	133.9	83.0
23-May-07	139.9	146.9	133.9	83.0
9-May-07	134.9	141.9	124.9	83.0
25-Apr-07	134.9	141.9	124.9	83.0
11-Apr-07	134.9	141.9	124.9	83.0
28-Mar-07	134.9	141.9	124.9	83.0
14-Mar-07	120.9	127.9	124.9	90.9
28-Feb-07	120.9	127.9	124.9	90.9
14-Feb-07	120.9	127.9	124.9	90.9
31-Jan-07	120.9	127.9	124.9	90.9
17-Jan-07	120.9	127.9	124.9	90.9
3-Jan-07	112.9	119.9	116.9	90.9
December '06	112.9	119.9	116.9	90.9
November '06	112.9	119.9	121.9	90.9
October '06	115.9	122.4	124.9	90.9
September '06	125.4	132.4	132.4	90.9
August '06	132.2	139.6	125.8	90.9
July '06	130.9	137.9	123.9	90.9
June '06	130.9	137.9	123.9	90.9
May '06	130.9	137.9	123.9	90.9
April '06	133.4	140.4	127.4	90.9
March '06	115.2	122.2	121.6	90.9
February '06	115.9	122.9	122.9	90.9
January '06	115.9	122.9	122.9	86.9
December '05	117.9	124.9	125.9	84.9
November '05	120.9	127.9	125.9	84.9
October '05	129.4	136.4	125.9	84.9
September '05	131.9	138.9	125.9	84.9
August '05	120.6	127.6	115.2	84.9
July '05	115.4	122.4	112.9	87.4
June '05	110.9	117.9	110.9	89.9
May '05	112.9	119.9	110.9	89.9
April '05	112.9	119.9	110.9	89.9
March '05	105.9	112.9	107.9	94.2
February '05	102.9	110.4	102.4	102.7
January '05	100.9	110.4	100.9	102.7

# 6

## Retail Motor Fuel Prices — Haines Junction

	Self-Serve			Full-Serve		
	regular	premium	diesel	regular	diesel	propane
30-Jan-08	117.5	122.9	121.5	117.9	120.9	92.9
16-Jan-08	117.5	122.9	121.5	117.9	120.9	92.9
2-Jan-08	117.5	122.9	121.5	117.9	120.9	92.9
19-Dec-07	121.3	130.4	122.9	117.9	116.9	92.9
5-Dec-07	121.3	130.4	122.9	117.9	116.9	92.9
21-Nov-07	123.4	130.4	119.4	117.9	116.9	83.9
7-Nov-07	121.3	130.4	119.3	117.9	116.9	83.9
24-Oct-07	120.9	130.2	119.3	117.9	116.9	83.9
10-Oct-07	124.3	132.9	119.3	122.9	116.9	83.9
26-Sep-07	124.3	132.9	119.3	122.9	116.9	83.9
12-Sep-07	125.7	134.6	119.4	122.9	116.9	83.9
29-Aug-07	125.7	134.6	119.4	122.9	116.9	83.9
15-Aug-07	125.7	134.6	119.4	122.9	116.9	83.9
1-Aug-07	125.7	134.6	119.4	122.9	116.9	83.9
18-Jul-07	125.7	134.6	119.4	122.9	116.9	83.9
4-Jul-07	125.7	134.6	119.4	122.9	116.9	83.9
20-Jun-07	125.7	134.6	119.4	122.9	116.9	79.5
6-Jun-07	125.7	134.6	119.4	122.9	116.9	79.5
23-May-07	125.7	134.6	119.4	122.9	116.9	79.5
9-May-07	122.7	132.6	118.2	116.9	116.9	79.5
25-Apr-07	119.9	129.6	117.9	116.9	116.9	79.5
11-Apr-07	118.7	127.9	117.9	111.9	113.9	79.5
28-Mar-07	109.0	116.9	109.0	111.9	111.9	79.5
14-Mar-07	107.3	114.9	109.6	105.9	108.9	79.5
28-Feb-07	106.0	113.9	107.5	105.9	115.9	79.5
14-Feb-07	107.3	114.9	109.6	105.9	115.9	79.5
31-Jan-07	107.3	114.9	111.9	105.9	115.9	79.5
17-Jan-07	106.0	113.9	111.0	105.9	115.9	79.5
3-Jan-07	106.0	113.9	111.0	N/A	N/A	N/A
December '06	106.0	113.9	107.0	105.9	105.9	79.5
November '06	106.0	113.9	106.0	105.9	105.9	79.5
October '06	106.9	114.9	107.9	105.9	105.9	79.5
September '06	116.9	124.1	117.9	114.9	114.9	79.5
August '06	125.5	133.2	118.2	125.2	116.6	79.5
July '06	121.2	128.3	115.0	119.9	114.4	79.5
June '06	120.4	127.4	114.3	117.9	112.9	79.5
May '06	118.7	128.9	115.4	118.9	112.9	79.5
April '06	120.7	127.7	115.7	116.9	111.4	79.5
March '06	107.9	115.4	111.9	105.9	105.9	79.5
February '06	110.4	116.9	110.4	110.9	109.4	79.5
January '06	110.9	116.9	110.9	110.9	107.9	79.5
December '05	113.9	120.9	117.9	110.9	107.9	79.5
November '05	118.7	125.9	119.7	115.9	112.9	79.5
October '05	123.4	131.4	116.4	119.9	112.9	79.5
September '05	123.2	130.9	115.9	120.9	111.4	79.7
August '05	112.8	120.4	105.2	110.6	103.9	86.5
July '05	107.7	114.6	102.3	105.9	101.4	86.5
June '05	104.2	111.6	103.6	103.9	99.4	86.5
May '05	105.3	112.3	101.3	102.9	98.9	86.5
April '05	105.4	112.4	101.4	103.9	99.9	86.5
March '05	100.4	107.6	96.7	97.9	94.2	84.5
February '05	98.9	106.15	93.4	95.9	90.9	80.5
January '05	98.4	105.9	91.9	94.9	88.9	80.5

# 7

## Retail Motor Fuel Prices — Mayo

	Self-Serve			Full-Serve			
	regular	premium	diesel	regular	premium	diesel	propane
30-Jan-08	136.9	140.9	128.9	139.9	-	138.5	99.2
16-Jan-08	136.9	140.9	128.9	139.9	-	138.5	99.2
2-Jan-08	136.9	140.9	128.9	139.9	-	138.5	99.2
19-Dec-07	136.9	140.9	128.9	139.9	-	138.5	92.9
5-Dec-07	136.9	140.9	128.9	139.9	-	122.9	99.2
21-Nov-07	136.9	140.9	128.9	139.9	-	122.9	99.2
7-Nov-07	136.9	140.9	128.9	139.9	-	129.0	99.2
24-Oct-07	136.9	140.9	128.9	139.9	-	122.9	99.2
10-Oct-07	136.9	140.9	128.9	139.9	-	122.9	99.2
26-Sep-07	136.9	140.9	128.9	138.0	-	125.5	99.2
12-Sep-07	136.9	140.9	128.9	138.0	-	125.5	99.2
29-Aug-07	136.9	140.9	128.9	138.0	-	125.5	99.2
15-Aug-07	136.9	140.9	128.9	138.0	-	125.5	99.2
1-Aug-07	136.9	140.9	128.9	138.0	-	125.5	99.2
18-Jul-07	136.9	140.9	128.9	134.9	-	123.4	99.2
4-Jul-07	136.9	140.9	128.9	134.9	-	123.4	99.2
20-Jun-07	136.9	140.9	128.9	139.9	-	122.9	99.2
6-Jun-07	N/A	N/A	N/A	134.9	-	123.4	99.2
23-May-07	136.9	132.9	128.9	129.9	-	123.4	92.3
9-May-07	128.9	132.9	120.9	126.4	-	126.9	92.3
25-Apr-07	128.9	132.9	120.9	118.0	-	122.9	N/A
11-Apr-07	128.9	132.9	120.9	119.5	-	122.9	92.3
28-Mar-07	120.9	132.9	120.9	117.4	-	122.9	92.3
14-Mar-07	120.9	132.9	120.9	117.4	-	122.9	92.3
28-Feb-07	120.9	132.9	120.9	113.9	-	122.9	92.3
14-Feb-07	120.9	132.9	120.9	113.9	-	122.9	92.3
31-Jan-07	120.9	132.9	127.9	113.9	-	122.9	92.3
17-Jan-07	120.9	132.9	127.9	113.9	-	120.4	92.3
3-Jan-07	120.9	132.9	127.9	117.4	-	120.4	92.3
December '06	112.9	132.9	115.9	114.9	-	120.4	92.3
November '06	112.9	132.9	115.9	115.9	-	120.4	92.3
October '06	117.9	132.9	121.9	117.9	-	122.9	92.3
September '06	125.9	132.9	127.9	134.9	-	128.9	92.3
August '06	128.2	132.9	128.2	134.1	-	128.6	92.8
July '06	124.9	132.9	124.9	128.4	-	127.4	93.2
June '06	124.9	132.9	124.9	124.4	-	127.4	93.2
May '06	124.9	132.9	124.9	124.4	-	127.4	92.3
April '06	119.9	132.9	123.4	119.9	-	127.4	92.3
March '06	112.2	132.9	121.9	115.4	-	127.4	92.3
February '06	110.9	132.9	121.9	115.4	-	127.4	92.3
January '06	116.9	132.9	125.9	115.4	-	127.4	92.3
December '05	122.9	132.9	127.4	115.4	-	127.4	92.3
November '05	124.9	132.9	129.9	124.9	-	129.9	87.0
October '05	127.9	135.9	121.9	130.4	-	124.4	87.0
September '05	124.4	132.4	117.4	127.9	-	120.7	87.0
August '05	114.6	122.6	107.9	114.2	-	106.2	85.7
July '05	111.5	119.5	105.5	109.9	-	99.4	87.0
June '05	111.9	119.9	105.9	109.9	-	99.4	90.0
May '05	110.9	119.9	103.9	109.9	-	99.4	90.0
April '05	109.9	119.9	105.9	109.9	-	99.4	90.0
March '05	99.9	109.9	98.9	102.9	-	92.1	90.0
February '05	99.4	109.9	96.9	102.9	-	88.9	90.0
January '05	100.9	109.9	94.9	102.9	-	88.9	90.0

# 8

## Retail Motor Fuel Prices — Teslin

	Self-Serve				Full-Serve
	regular	mid-grade	premium	diesel	propane
30-Jan-08	115.9	-	121.9	120.9	90.0
16-Jan-08	115.9	-	121.9	120.9	90.0
2-Jan-08	115.9	-	121.9	120.9	90.0
19-Dec-07	115.9	-	121.9	120.9	90.0
5-Dec-07	115.9	-	121.9	120.9	90.0
21-Nov-07	115.8	-	121.9	117.5	N/A
7-Nov-07	117.5	-	N/A	110.9	90.0
24-Oct-07	119.0	-	123.9	108.0	90.0
10-Oct-07	118.5	-	123.9	108.5	90.0
26-Sep-07	121.9	-	126.9	112.4	90.0
12-Sep-07	121.9	-	126.9	112.4	90.0
29-Aug-07	121.9	-	126.9	111.4	90.0
15-Aug-07	121.9	-	126.9	111.4	90.0
1-Aug-07	121.9	-	126.9	111.4	90.0
18-Jul-07	121.9	-	126.9	111.4	90.0
4-Jul-07	121.9	-	126.9	111.4	90.0
20-Jun-07	121.9	-	126.9	111.4	90.0
6-Jun-07	120.9	-	124.9	111.4	90.0
23-May-07	118.9	-	120.9	111.4	90.0
9-May-07	114.4	-	118.9	108.4	90.0
25-Apr-07	109.9	-	113.9	108.4	90.0
11-Apr-07	108.9	-	113.9	107.3	90.0
28-Mar-07	103.9	-	103.9	105.3	90.0
14-Mar-07	97.9	-	103.9	104.3	90.0
28-Feb-07	98.9	-	103.9	106.4	90.0
14-Feb-07	98.9	-	103.9	106.4	90.0
31-Jan-07	100.4	-	103.9	107.9	90.0
17-Jan-07	101.4	-	105.9	110.4	90.0
3-Jan-07	101.4	-	107.9	110.4	90.0
December '06	97.7	-	102.9	101.4	90.0
November '06	96.9	-	102.9	101.4	90.0
October '06	103.2	-	107.4	104.2	90.5
September '06	113.3	117.0	117.5	114.5	90.0
August '06	120.8	123.6	126.6	115.4	90.0
July '06	116.7	118.4	121.4	109.4	90.0
June '06	112.9	115.9	118.9	108.7	90.0
May '06	112.9	115.9	118.9	106.4	89.0
April '06	119.0	121.5	123.5	104.2	84.9
March '06	101.9	104.9	106.9	106.4	95.9
February '06	105.9	107.9	109.9	111.7	95.4
January '06	105.9	107.9	109.9	112.9	91.4
December '05	107.4	107.9	109.9	112.9	86.9
November '05	113.9	112.9	114.9	116.9	86.9
October '05	119.4	120.9	122.9	113.2	84.9
September '05	119.7	120.9	123.4	108.4	84.4
August '05	111.1	113.2	115.9	103.6	85.9
July '05	105.2	107.9	110.4	100.2	85.4
June '05	99.9	102.9	105.9	95.9	84.9
May '05	101.7	104.9	107.9	98.9	95.4
April '05	103.9	106.9	109.9	101.9	-
March '05	97.6	100.6	103.8	95.2	-
February '05	92.4	95.4	98.2	88.9	-
January '05	90.7	92.9	95.9	87.4	-

# 9

## Retail Motor Fuel Prices — Watson Lake

	Self-Serve			Full-Serve		
	regular	premium	diesel	regular	diesel	propane
30-Jan-08	126.9	139.9	129.9	-	120.9	89.9
16-Jan-08	126.9	137.9	129.9	-	120.9	89.9
2-Jan-08	126.9	137.9	135.9	-	120.9	89.9
19-Dec-07	125.9	134.4	131.9	-	120.9	89.9
5-Dec-07	124.9	135.9	133.9	-	120.9	89.9
21-Nov-07	122.4	132.4	120.9	-	120.9	89.9
7-Nov-07	119.9	132.4	118.4	-	120.9	89.9
24-Oct-07	120.9	133.6	115.2	-	120.9	89.9
10-Oct-07	121.9	133.2	116.6	-	120.9	89.9
26-Sep-07	120.9	133.2	117.6	-	120.9	89.9
12-Sep-07	120.9	133.2	116.2	-	120.9	89.9
29-Aug-07	124.9	133.2	116.2	-	120.9	89.9
15-Aug-07	123.9	132.9	115.9	-	120.9	89.9
1-Aug-07	123.4	131.9	115.2	-	120.9	89.9
18-Jul-07	123.9	132.4	115.2	-	120.9	89.9
4-Jul-07	123.4	131.7	115.2	-	120.9	89.9
20-Jun-07	124.9	132.4	116.4	-	120.9	89.9
6-Jun-07	126.4	134.4	114.9	-	120.9	89.9
23-May-07	126.2	132.2	115.2	-	120.9	89.9
9-May-07	120.4	126.4	115.9	-	120.9	89.9
25-Apr-07	116.6	122.6	115.9	119.9	120.9	89.9
11-Apr-07	112.6	119.9	113.9	119.9	120.9	89.9
28-Mar-07	109.9	117.2	110.6	116.9	113.9	89.9
14-Mar-07	109.9	117.2	110.6	116.9	113.9	89.9
28-Feb-07	109.9	117.2	110.6	116.9	113.9	89.9
14-Feb-07	109.9	117.9	112.4	116.9	113.9	89.9
31-Jan-07	109.9	117.9	110.6	116.9	117.9	89.9
17-Jan-07	109.9	117.9	111.9	116.9	117.9	89.9
3-Jan-07	109.9	119.9	116.9	116.9	117.9	89.9
December '06	109.9	118.4	106.6	116.9	117.9	89.9
November '06	109.9	118.7	106.9	116.9	117.9	89.9
October '06	113.4	121.9	110.4	116.9	117.9	89.9
September '06	123.4	129.2	118.4	128.9	121.9	89.9
August '06	125.7	131.8	119.4	128.9	121.9	89.9
July '06	123.5	128.8	117.4	128.9	119.9	89.9
June '06	119.9	125.7	114.3	120.9	117.9	89.9
May '06	119.9	125.7	113.9	120.9	117.9	89.9
April '06	117.3	124.1	115.3	118.9	117.9	89.9
March '06	109.6	118.2	113.2	112.9	117.9	89.9
February '06	109.6	118.2	115.6	112.9	117.9	89.9
January '06	109.6	118.2	115.6	112.9	117.9	89.9
December '05	109.9	119.6	117.8	112.9	117.9	89.9
November '05	114.9	121.9	119.3	117.9	121.4	88.9
October '05	117.7	122.5	114.8	122.4	117.9	87.6
September '05	117.8	122.1	110.6	126.9	110.9	87.6
August '05	111.7	117.1	107.0	112.2	107.2	85.2
July '05	106.9	112.9	101.0	106.9	100.9	85.2
June '05	101.8	110.3	98.9	101.9	98.9	85.2
May '05	104.8	112.3	99.7	105.9	99.9	84.8
April '05	105.0	110.9	99.7	105.9	99.9	84.4
March '05	100.6	105.6	97.3	99.9	98.1	84.4
February '05	99.9	104.9	92.6	99.9	93.6	84.4
January '05	99.9	104.9	90.9	99.9	90.1	84.4

# 10

## Retail Motor Fuel Prices — Other Yukon Communities

	Beaver Creek self-serve		
	regular	premium	diesel
30-Jan-08	128.9	133.9	126.9
16-Jan-08	128.9	133.9	126.9
2-Jan-08	N/A	N/A	N/A
19-Dec-07	128.9	133.9	126.9
5-Dec-07	128.9	133.9	126.9
21-Nov-07	128.9	133.9	122.9
7-Nov-07	128.9	133.9	122.9
24-Oct-07	128.9	133.9	122.9
10-Oct-07	128.9	133.9	122.9
26-Sep-07	128.9	133.9	122.9
12-Sep-07	131.3	133.9	124.4
29-Aug-07	131.3	133.9	124.4
15-Aug-07	131.3	133.9	124.4
1-Aug-07	131.3	133.9	124.4
18-Jul-07	131.3	133.9	122.9
4-Jul-07	131.3	133.9	122.9
20-Jun-07	130.5	133.9	124.0
6-Jun-07	131.0	133.9	124.0
23-May-07	131.0	133.9	124.0
9-May-07	128.0	130.9	124.0
25-Apr-07	127.9	130.9	124.4
11-Apr-07	125.8	125.9	124.4
28-Mar-07	125.8	120.9	121.9
14-Mar-07	123.3	120.9	120.4
28-Feb-07	123.3	120.9	120.4
14-Feb-07	123.3	120.9	120.4
31-Jan-07	123.3	120.9	123.9
17-Jan-07	123.3	120.9	123.9
3-Jan-07	123.3	120.9	123.9
Dec '06	120.3	120.9	121.1
Nov '06	120.3	120.9	120.3
Oct '06	122.3	120.9	120.4
Sept '06	127.3	126.9	123.4
Aug '06	130.4	137.6	123.8
July '06	126.7	133.4	122.9
June '06	125.9	131.9	122.4
May '06	124.2	126.0	121.7
Apr '06	124.4	131.0	119.9
Mar '06	118.0	119.2	118.0
Feb '06	124.5	120.9	125.0
Jan '06	124.8	120.9	123.5
Dec '05	124.0	120.9	123.5
Nov '05	127.0	128.9	124.0
Oct '05	129.4	129.9	122.2
Sept '05	125.8	127.9	120.2
Aug '05	113.8	120.9	111.1
July '05	108.8	116.4	107.3
June '05	106.9	113.4	105.8
May '05	108.4	113.9	105.7
April '05	109.9	113.9	107.2
March '05	104.8	108.2	98.9

	Burwash Landing full-serve	
	regular	diesel
30-Jan-08	N/A	N/A
16-Jan-08	N/A	N/A
2-Jan-08	129.9	129.9
19-Dec-07	N/A	N/A
5-Dec-07	129.0	127.0
21-Nov-07	N/A	N/A
7-Nov-07	N/A	N/A
24-Oct-07	N/A	N/A
10-Oct-07	129.9	127.9
26-Sep-07	129.9	127.9
12-Sep-07	129.9	126.9
29-Aug-07	129.9	126.9
15-Aug-07	129.9	126.9
1-Aug-07	129.9	126.9
18-Jul-07	128.9	126.9
4-Jul-07	126.9	126.9
20-Jun-07	126.9	126.9
6-Jun-07	126.9	126.9
23-May-07	126.9	126.9
9-May-07	116.9	116.9
25-Apr-07	N/A	N/A
11-Apr-07	N/A	N/A
28-Mar-07	N/A	N/A
14-Mar-07	N/A	N/A
28-Feb-07	N/A	N/A
14-Feb-07	106.9	109.9
31-Jan-07	106.9	109.9
17-Jan-07	106.9	109.9
3-Jan-07	106.9	109.9
Dec '06	106.9	109.9
Nov '06	106.9	109.9
Oct '06	109.5	111.9
Sept '06	120.5	117.5
Aug '06	129.9	119.9
July '06	N/A	N/A
June '06	122.5	N/A
May '06	N/A	N/A
Apr '06	N/A	N/A
Mar '06	N/A	N/A
Feb '06	N/A	N/A
Jan '06	N/A	N/A
Dec '05	N/A	N/A
Nov '05	N/A	N/A
Oct '05	N/A	N/A
Sept '05	119.9	119.9
Aug '05	113.9	113.9
July '05	108.9	108.9
June '05	108.9	108.9
May '05	107.9	108.9
April '05	107.9	107.9
March '05	99.9	84.9

# 10

## Retail Motor Fuel Prices — Other Yukon Communities

	Carcross self-serve		
	regular	premium	diesel
30-Jan-08	119.9	124.9	121.9
16-Jan-08	119.9	124.9	121.9
2-Jan-08	119.9	124.9	121.9
19-Dec-07	119.9	129.9	121.9
5-Dec-07	119.9	124.9	119.9
21-Nov-07	115.0	124.9	117.9
7-Nov-07	115.0	124.9	117.9
24-Oct-07	119.0	124.9	117.9
10-Oct-07	123.5	129.9	114.9
26-Sep-07	123.5	129.9	114.9
12-Sep-07	124.9	129.9	114.9
29-Aug-07	124.9	129.9	114.9
15-Aug-07	124.9	129.9	114.9
1-Aug-07	124.9	129.9	114.9
18-Jul-07	129.9	136.9	121.9
4-Jul-07	129.9	136.9	121.9
20-Jun-07	129.9	136.9	121.9
6-Jun-07	129.9	136.9	121.9
23-May-07	124.9	134.9	121.9
9-May-07	124.9	134.9	121.9
25-Apr-07	115.9	125.9	121.9
11-Apr-07	115.9	125.9	121.9
28-Mar-07	115.9	125.9	121.9
14-Mar-07	105.9	115.9	114.9
28-Feb-07	105.9	115.9	114.9
14-Feb-07	105.9	115.9	114.9
31-Jan-07	105.9	115.9	114.9
17-Jan-07	105.9	129.9	114.9
3-Jan-07	104.9	129.9	114.9
Dec '06	99.7	129.9	110.9
Nov '06	99.5	129.9	110.9
Oct '06	113.9	129.9	121.9
Sept '06	119.9	129.9	124.9
August '06	123.2	133.6	123.2
July '06	121.9	129.9	119.9
June '06	120.9	129.9	119.9
May '06	120.9	129.9	119.9
Apr '06	119.9	127.9	116.4
Mar '06	104.9	114.6	114.4
Feb '06	106.9	117.9	117.9
Jan '06	108.9	119.9	121.9
Dec '05	111.4	121.9	121.9
Nov '05	113.9	123.9	126.9
Oct '05	120.9	132.9	124.4
Sept '05	121.9	132.9	121.9
August '05	111.9	119.9	107.9
July '05	106.4	114.4	104.9
June '05	103.9	112.9	103.9
May '05	104.9	112.9	103.9
April '05	104.9	112.9	103.9
March '05	98.9	107.4	98.9

	Destruction Bay self-serve			full-serve
	regular	premium	diesel	propane
30-Jan-08	125.9	130.9	123.9	106.9
16-Jan-08	125.9	130.9	123.9	106.9
2-Jan-08	125.9	130.9	123.9	106.9
19-Dec-07	125.9	130.9	123.9	106.9
5-Dec-07	125.9	130.9	123.9	106.9
21-Nov-07	125.9	130.9	119.9	106.9
7-Nov-07	125.9	130.9	119.9	106.9
24-Oct-07	125.9	130.9	119.9	106.9
10-Oct-07	125.9	130.9	119.9	106.9
26-Sep-07	125.9	130.9	119.9	106.9
12-Sep-07	125.9	130.9	119.9	106.9
29-Aug-07	125.9	130.9	119.9	106.9
15-Aug-07	125.9	130.9	119.9	106.9
1-Aug-07	125.9	130.9	119.9	106.9
18-Jul-07	125.9	130.9	119.9	106.9
4-Jul-07	125.9	130.9	119.9	106.9
20-Jun-07	125.9	130.9	119.9	106.9
6-Jun-07	125.9	130.9	119.9	106.9
23-May-07	125.9	130.9	119.9	106.9
9-May-07	119.9	129.9	119.9	109.9
25-Apr-07	119.9	129.9	119.9	109.9
11-Apr-07	114.9	122.9	119.9	109.9
28-Mar-07	114.9	122.9	114.9	109.9
14-Mar-07	109.9	119.9	111.9	106.9
28-Feb-07	109.9	119.9	111.9	106.9
14-Feb-07	109.9	119.9	111.9	106.9
31-Jan-07	109.9	117.9	118.9	106.9
17-Jan-07	109.9	117.9	118.9	106.9
3-Jan-07	109.9	117.9	118.9	106.9
Dec '06	109.9	117.9	111.4	106.9
Nov '06	109.9	117.9	109.9	101.0
Oct '06	110.9	117.9	110.8	98.9
Sept '06	117.9	123.9	117.9	98.9
August '06	127.6	133.9	118.9	98.9
July '06	122.9	128.9	116.9	98.9
June '06	122.9	128.9	112.9	94.4
May '06	122.9	128.9	112.9	94.4
Apr '06	122.9	128.9	112.9	89.9
Mar '06	108.9	119.9	108.9	89.9
Feb '06	112.9	118.9	113.9	89.9
Jan '06	112.9	118.9	113.9	89.9
Dec '05	112.9	118.9	113.9	89.9
Nov '05	119.9	125.9	115.9	89.9
Oct '05	124.9	129.9	112.9	89.9
Sept '05	122.9	127.9	110.4	89.9
August '05	115.9	120.9	105.9	89.9
July '05	109.9	115.4	103.9	91.5
June '05	108.9	116.9	104.9	93.0
May '05	112.9	122.9	110.9	-
April '05	112.9	122.9	110.9	-
March '05	104.6	114.6	106.9	-

# 10

## Retail Motor Fuel Prices — Other Yukon Communities

Pelly Crossing		
	regular	diesel
30-Jan-08	129.9	139.9
16-Jan-08	129.9	149.9
2-Jan-08	129.9	139.9
19-Dec-07	129.9	132.9
5-Dec-07	N/A	N/A
21-Nov-07	129.9	124.9
7-Nov-07	129.9	124.9
24-Oct-07	129.9	124.9
10-Oct-07	129.9	124.9
26-Sep-07	129.9	124.9
12-Sep-07	129.9	124.9
29-Aug-07	129.9	124.9
15-Aug-07	129.9	125.9
1-Aug-07	129.9	125.9
18-Jul-07	129.9	124.9
4-Jul-07	129.9	124.9
20-Jun-07	129.9	124.9
6-Jun-07	129.9	124.9
23-May-07	129.9	124.9
9-May-07	129.9	124.9
25-Apr-07	119.9	124.9
11-Apr-07	119.9	124.9
28-Mar-07	116.9	124.9
14-Mar-07	105.9	124.9
28-Feb-07	105.9	124.9
14-Feb-07	111.9	124.9
31-Jan-07	116.9	129.9
17-Jan-07	116.9	129.9
3-Jan-07	116.9	129.9
Dec '06	111.9	113.9
Nov '06	111.9	113.9
Oct '06	111.9	113.9
Sept '06	117.9	120.4
August '06	128.2	126.6
July '06	129.9	124.9
June '06	124.9	119.9
May '06	118.9	119.9
Apr '06	124.9	119.9
Mar '06	109.6	117.2
Feb '06	112.9	119.9
Jan '06	112.9	119.9
Dec '05	115.9	122.9
Nov '05	119.9	126.8
Oct '05	125.9	117.9
Sept '05	123.4	114.9
August '05	113.9	107.9
July '05	109.4	104.9
June '05	107.9	103.9
May '05	108.4	102.4
April '05	106.9	100.9
March '05	98.9	94.9

Ross River		
	regular	diesel
30-Jan-08	128.9	132.9
16-Jan-08	128.9	132.9
2-Jan-08	128.9	132.9
19-Dec-07	129.9	132.9
5-Dec-07	N/A	N/A
21-Nov-07	128.9	132.9
7-Nov-07	128.9	132.9
24-Oct-07	128.9	132.9
10-Oct-07	128.9	132.9
26-Sep-07	128.9	127.9
12-Sep-07	128.9	127.9
29-Aug-07	128.9	121.9
15-Aug-07	128.9	121.9
1-Aug-07	128.9	121.9
18-Jul-07	128.9	121.9
4-Jul-07	128.9	121.9
20-Jun-07	123.9	113.9
6-Jun-07	123.9	113.9
23-May-07	123.9	113.9
9-May-07	123.9	113.9
25-Apr-07	119.9	124.9
11-Apr-07	119.9	124.9
28-Mar-07	119.9	124.9
14-Mar-07	119.9	124.9
28-Feb-07	119.9	124.9
14-Feb-07	119.9	124.9
31-Jan-07	119.9	124.9
17-Jan-07	119.9	124.9
3-Jan-07	119.9	124.9
Dec '06	119.9	124.9
Nov '06	119.9	124.9
Oct '06	119.9	124.9
Sept '06	129.9	129.9
August '06	132.2	127.2
July '06	132.4	121.9
June '06	127.9	121.9
May '06	121.9	123.9
Apr '06	115.9	119.9
Mar '06	115.9	119.9
Feb '06	115.9	119.9
Jan '06	115.9	122.9
Dec '05	115.9	125.9
Nov '05	115.9	122.9
Oct '05	127.4	124.4
Sept '05	132.9	128.9
August '05	122.2	120.9
July '05	113.9	112.9
June '05	113.9	112.9
May '05	113.9	112.9
April '05	113.9	112.9
March '05	103.9	102.9

Tagish self-serve				full-serve
	regular	premium	diesel	propane
30-Jan-08	120.4	127.8	125.9	95.0
16-Jan-08	122.4	127.8	123.9	85.0
2-Jan-08	122.4	127.8	122.9	85.0
19-Dec-07	122.4	127.8	125.9	85.0
5-Dec-07	122.4	127.8	125.9	85.0
21-Nov-07	124.9	N/A	118.9	89.0
7-Nov-07	124.9	N/A	118.9	N/A
24-Oct-07	120.4	N/A	115.9	85.0
10-Oct-07	122.4	127.8	115.9	85.0
26-Sep-07	122.4	127.8	115.9	85.0
12-Sep-07	122.4	127.8	115.9	85.0
29-Aug-07	122.4	127.8	115.9	85.0
15-Aug-07	121.4	127.8	115.9	85.0
1-Aug-07	121.4	127.8	114.4	85.0
18-Jul-07	121.4	127.8	114.4	85.0
4-Jul-07	121.4	127.8	114.4	85.0
20-Jun-07	121.4	127.8	113.4	85.0
6-Jun-07	119.9	127.8	114.4	85.0
23-May-07	118.4	125.8	114.4	85.0
9-May-07	112.4	118.8	114.4	85.0
25-Apr-07	112.4	118.8	114.4	85.0
11-Apr-07	110.4	114.8	111.4	85.0
28-Mar-07	109.4	112.8	111.4	85.0
14-Mar-07	105.4	104.8	110.4	85.0
28-Feb-07	105.4	104.8	110.4	85.0
14-Feb-07	103.4	104.8	109.9	85.0
31-Jan-07	105.4	104.8	112.4	85.0
17-Jan-07	105.4	104.8	112.4	85.0
3-Jan-07	104.9	104.8	116.4	85.0
Dec '06	107.4	104.8	111.2	85.0
Nov '06	104.9	105.8	108.4	85.0
Oct '06	105.2	108.3	109.4	85.0
Sept '06	114.2	121.8	113.7	85.0
August '06	122.4	116.7	-	-
July '06	120.9	113.2	-	-
June '06	118.4	111.4	-	-
May '06	117.4	113.0	-	-
Apr '06	108.9	110.5	-	-
Mar '06	102.6	109.3	-	-
Feb '06	107.9	113.0	-	-
Jan '06	108.4	114.9	-	-
Dec '05	108.4	114.9	-	-
Nov '05	114.9	114.9	-	-
Oct '05	119.4	109.9	-	-
Sept '05	118.9	109.9	-	-
August '05	110.6	103.9	-	-
July '05	105.4	94.9	-	-
June '05	99.9	94.9	-	-
May '05	102.9	94.9	-	-
April '05	102.9	94.9	-	-
March '05	N/A	N/A	-	-

## Residential Fuel Prices in the Yukon

Average prices as of January 30<sup>th</sup>, 2008

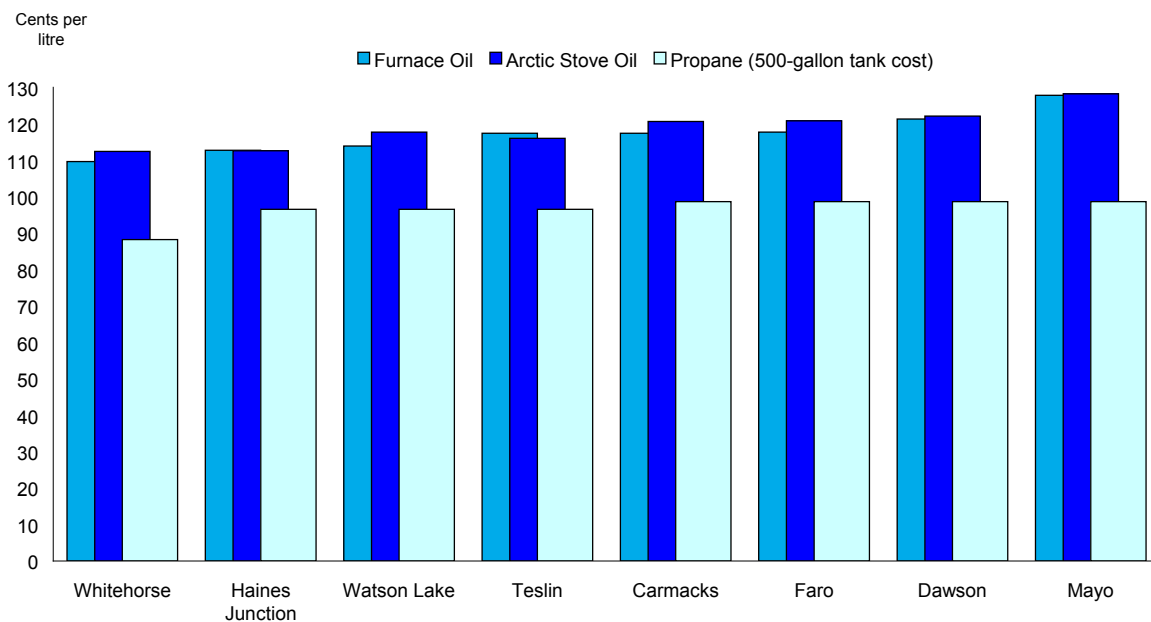
	Residential Heating Fuels		
	Furnace Oil	Arctic Stove Oil	Propane (500-gallon tank cost)
Carmacks	117.4	120.6	98.6
Dawson	121.3	122.1	98.6
Faro	117.7	120.8	98.6
Haines Junction	112.7	112.6	96.5
Mayo	127.8	128.2	98.6
Teslin	117.4	116.0	96.5
Watson Lake	113.9	117.7	96.5
Whitehorse	109.6	112.4	88.2

Notes: All prices are Canadian cents per litre, including all applicable taxes.  
 "N/A" indicates this information is not available for the reporting period.

Average prices for residential furnace oil in the Yukon range from 109.6¢ per litre in Whitehorse to 127.8¢ per litre in Mayo. The price of arctic stove oil varies from 112.4¢ per litre in Whitehorse to 128.2¢ per litre in Mayo. Carmacks, Dawson, Faro, and Mayo had the highest propane price at 98.6¢ per litre, while Whitehorse had the lowest at 88.2¢ per litre.

*Price discounts may apply to seniors, members of unions or service groups, or for quick payment. Ask your fuel supplier for details.*

### Average Residential Heating Fuel Prices January 30<sup>th</sup>, 2008



	Furnace Oil	Arctic Stove Oil	Propane (500-gallon tank cost)
30-Jan-08	109.6	112.4	88.2
16-Jan-08	112.9	116.3	86.1
2-Jan-08	112.6	115.8	83.5
19-Dec-07	113.4	116.6	82.0
5-Dec-07	112.6	115.8	78.9
21-Nov-07	109.2	112.1	77.3
7-Nov-07	103.8	107.0	77.3
24-Oct-07	101.2	104.4	73.8
10-Oct-07	98.3	102.0	73.8
26-Sep-07	98.3	101.7	73.8
12-Sep-07	99.6	102.8	72.2
29-Aug-07	97.4	101.1	72.2
15-Aug-07	97.6	101.1	72.4
1-Aug-07	98.8	102.5	71.7
18-Jul-07	95.1	98.8	70.9
4-Jul-07	95.9	99.6	70.4
20-Jun-07	96.4	100.0	70.4
6-Jun-07	95.1	98.4	70.4
23-May-07	98.1	101.2	70.4
9-May-07	96.5	99.6	70.4
25-Apr-07	98.8	102.3	70.4
11-Apr-07	100.7	103.6	68.8
28-Mar-07	97.3	100.4	68.8
14-Mar-07	98.6	101.8	68.8
28-Feb-07	96.2	99.1	68.8
14-Feb-07	96.5	99.6	68.8
31-Jan-07	93.4	96.3	66.7
17-Jan-07	99.6	102.8	68.8
3-Jan-07	100.9	104.1	65.4
December '06	92.6	95.9	65.4
November '06	87.6	91.0	65.4
October '06	87.0	90.4	66.3
September '06	92.5	95.9	66.3
August '06	105.4	108.7	68.4
July '06	99.7	103.1	70.0
June '06	97.8	101.2	67.7
May '06	95.5	98.9	67.7
April '06	95.6	99.5	73.2
March '06	88.2	92.0	65.2
February '06	91.0	95.1	65.2
January '06	94.3	98.4	63.1
December '05	96.1	100.1	61.2
November '05	103.6	107.2	59.8
October '05	104.3	107.9	59.8
September '05	96.0	99.6	61.7
August '05	88.4	91.7	61.1
July '05	85.8	87.8	60.9
June '05	83.2	84.9	63.4
May '05	83.0	85.3	71.6
April '05	84.6	86.9	73.8
March '05	84.6	86.8	73.5
February '05	83.8	85.3	72.8
January '05	76.7	78.9	72.8

# 13

## Residential Heating Fuel Prices — Carmacks

	Furnace Oil	Arctic Stove Oil	Propane (500-gallon tank cost)
30-Jan-08	117.4	120.6	98.6
16-Jan-08	117.4	120.6	94.3
2-Jan-08	117.4	120.6	94.3
19-Dec-07	117.4	120.6	94.3
5-Dec-07	117.4	120.6	92.2
21-Nov-07	111.1	114.3	89.0
7-Nov-07	102.6	105.8	89.0
24-Oct-07	102.6	105.8	89.0
10-Oct-07	102.6	105.8	89.0
26-Sep-07	102.6	105.8	89.0
12-Sep-07	102.6	105.8	85.8
29-Aug-07	102.6	105.8	85.8
15-Aug-07	102.6	105.8	N/A
1-Aug-07	102.6	105.8	84.9
18-Jul-07	102.6	105.8	84.9
4-Jul-07	102.6	105.8	83.8
20-Jun-07	102.6	105.8	83.8
6-Jun-07	102.6	105.8	83.8
23-May-07	101.5	104.7	83.8
9-May-07	101.5	104.7	83.8
25-Apr-07	101.5	104.7	83.8
11-Apr-07	101.5	104.7	81.5
28-Mar-07	101.5	104.7	81.5
14-Mar-07	101.5	104.7	81.5
28-Feb-07	101.5	104.7	81.5
14-Feb-07	101.5	104.7	81.5
31-Jan-07	101.5	105.8	79.4
17-Jan-07	104.7	119.6	N/A
3-Jan-07	101.5	105.8	76.8
December '06	96.2	100.5	76.8
November '06	90.9	95.2	76.8
October '06	91.7	96.0	76.6
September '06	96.9	101.2	76.6
August '06	108.4	112.7	77.3
July '06	101.3	105.6	77.3
June '06	98.9	103.2	76.6
May '06	101.3	105.6	75.1
April '06	99.7	104.0	73.2
March '06	95.2	99.5	73.2
February '06	96.0	100.3	73.2
January '06	98.8	104.5	73.2
December '05	97.3	103.0	71.1
November '05	109.9	114.2	58.7
October '05	110.4	114.7	58.7
September '05	101.4	104.6	58.7
August '05	90.0	93.5	58.7
July '05	88.7	90.8	58.7
June '05	88.7	90.8	62.5
May '05	88.7	90.8	72.7
April '05	88.7	90.8	73.8
March '05	87.6	89.7	73.5
February '05	83.4	85.5	72.8
January '05	82.3	84.5	72.8

# 14

## Residential Heating Fuel Prices — Dawson City

	Furnace Oil	Arctic Stove Oil	Propane (500-gallon tank cost)
30-Jan-08	121.3	122.1	98.6
16-Jan-08	116.3	120.0	94.3
2-Jan-08	116.3	120.0	94.3
19-Dec-07	116.3	120.0	94.3
5-Dec-07	116.3	120.0	92.2
21-Nov-07	117.2	120.9	91.2
7-Nov-07	112.9	116.7	91.2
24-Oct-07	114.0	117.7	91.2
10-Oct-07	114.0	117.7	91.2
26-Sep-07	114.0	117.7	91.2
12-Sep-07	114.0	117.7	87.9
29-Aug-07	114.0	117.7	87.9
15-Aug-07	114.0	117.7	n/a
1-Aug-07	114.0	117.7	87.9
18-Jul-07	114.0	117.7	87.9
4-Jul-07	115.1	117.7	86.8
20-Jun-07	114.0	117.7	86.8
6-Jun-07	114.0	117.7	86.8
23-May-07	113.5	117.2	86.8
9-May-07	113.5	117.2	86.8
25-Apr-07	113.5	117.2	86.8
11-Apr-07	113.5	117.2	83.6
28-Mar-07	112.4	116.1	83.6
14-Mar-07	112.4	116.1	83.6
28-Feb-07	111.4	115.1	83.6
14-Feb-07	111.4	115.1	83.6
31-Jan-07	112.9	115.6	81.5
17-Jan-07	111.2	113.8	N/A
3-Jan-07	107.6	111.9	79.0
December '06	105.5	109.3	79.0
November '06	102.3	106.6	79.0
October '06	103.5	107.8	78.7
September '06	112.5	116.8	78.7
August '06	119.0	122.7	79.5
July '06	111.3	115.6	79.5
June '06	111.3	115.6	77.4
May '06	108.1	112.4	76.3
April '06	110.4	114.8	75.3
March '06	106.3	110.6	75.3
February '06	109.2	113.5	75.3
January '06	111.3	115.6	75.3
December '05	111.3	115.6	73.2
November '05	114.3	118.5	63.0
October '05	111.6	115.9	63.0
September '05	102.8	107.0	64.1
August '05	91.8	95.0	63.7
July '05	88.0	90.1	63.0
June '05	89.1	91.2	65.2
May '05	90.1	92.2	74.9
April '05	90.4	92.2	74.9
March '05	88.5	90.6	74.5
February '05	83.2	84.8	73.8
January '05	82.4	84.2	73.8

# 15

## Residential Heating Fuel Prices — Faro

	Furnace Oil	Arctic Stove Oil	Propane (500-gallon tank cost)
30-Jan-08	117.7	120.8	98.6
16-Jan-08	117.7	120.8	94.3
2-Jan-08	117.7	120.8	94.3
19-Dec-07	117.7	120.8	94.3
5-Dec-07	117.7	120.8	92.2
21-Nov-07	112.1	114.5	91.2
7-Nov-07	102.8	106.0	91.2
24-Oct-07	102.8	106.0	91.2
10-Oct-07	102.8	106.0	91.2
26-Sep-07	102.8	106.0	91.2
12-Sep-07	102.8	106.0	87.9
29-Aug-07	102.8	106.0	87.9
15-Aug-07	102.8	106.0	N/A
1-Aug-07	102.8	106.0	87.9
18-Jul-07	102.8	106.0	87.9
4-Jul-07	102.8	106.0	86.8
20-Jun-07	102.8	106.0	86.8
6-Jun-07	102.8	106.0	86.8
23-May-07	101.8	104.9	86.8
9-May-07	101.8	104.9	86.8
25-Apr-07	101.8	104.9	86.8
11-Apr-07	101.8	104.9	83.6
28-Mar-07	101.8	104.9	83.6
14-Mar-07	101.8	104.9	83.6
28-Feb-07	101.8	104.9	83.6
14-Feb-07	101.8	104.9	83.6
31-Jan-07	102.8	106.0	81.5
17-Jan-07	104.9	109.2	N/A
3-Jan-07	101.8	106.0	79.0
November '06	101.8	100.7	79.0
November '06	101.8	95.4	79.0
October '06	97.2	96.2	78.7
September '06	97.2	101.4	78.7
August '06	108.6	112.9	79.5
July '06	101.5	105.8	79.5
June '06	101.5	105.8	77.4
May '06	101.5	105.8	75.3
April '06	99.9	104.2	73.2
March '06	95.5	99.7	73.2
February '06	96.2	100.5	73.2
January '06	100.5	104.8	73.2
December '05	100.5	104.8	71.1
November '05	110.1	114.4	60.9
October '05	110.7	114.9	60.9
September '05	100.5	104.8	64.1
August '05	90.8	95.1	64.1
July '05	88.7	90.8	63.0
June '05	88.7	90.8	65.2
May '05	88.7	90.8	74.9
April '05	88.7	90.8	74.9
March '05	87.6	89.7	74.5
February '05	83.4	85.5	73.8
January '05	82.3	84.5	73.8

# 16

## Residential Heating Fuel Prices — Haines Junction

	Furnace Oil	Arctic Stove Oil	Propane (500-gallon tank cost)
30-Jan-08	112.7	112.6	96.5
16-Jan-08	113.7	115.4	92.2
2-Jan-08	113.7	116.5	92.2
19-Dec-07	114.6	119.3	92.2
5-Dec-07	113.7	116.8	90.1
21-Nov-07	110.6	115.4	89.0
7-Nov-07	102.1	106.9	89.0
24-Oct-07	101.0	103.4	89.0
10-Oct-07	99.2	95.7	84.0
26-Sep-07	100.2	102.1	89.0
12-Sep-07	97.6	101.1	85.8
29-Aug-07	97.6	100.6	85.8
15-Aug-07	97.6	100.6	N/A
1-Aug-07	97.8	100.9	85.8
18-Jul-07	97.0	100.4	85.8
4-Jul-07	96.7	99.1	84.7
20-Jun-07	97.2	99.5	84.7
6-Jun-07	95.7	97.2	84.7
23-May-07	97.0	99.7	84.7
9-May-07	96.5	99.2	84.7
25-Apr-07	97.3	99.9	84.7
11-Apr-07	99.7	102.9	81.5
28-Mar-07	97.6	100.7	81.5
14-Mar-07	97.6	102.1	81.5
28-Feb-07	96.0	97.9	81.5
14-Feb-07	96.0	99.0	81.5
31-Jan-07	96.0	96.5	79.4
17-Jan-07	100.4	103.0	N/A
3-Jan-07	99.6	107.1	76.8
December '06	90.3	94.0	76.8
November '06	87.1	89.7	76.8
October '06	89.1	91.9	76.6
September '06	97.9	98.6	76.6
August '06	105.6	109.4	77.3
July '06	99.9	104.2	77.3
Jun '06	98.7	102.5	75.3
May '06	97.6	100.1	74.2
April '06	95.7	99.7	73.2
March '06	93.0	96.1	73.2
February '06	92.3	94.9	73.2
January '06	95.7	98.2	73.2
December '05	97.5	100.7	71.1
November '05	105.2	107.6	58.7
October '05	107.9	111.7	58.7
September '05	97.6	100.9	62.0
August '05	88.1	92.2	60.9
July '05	88.2	89.6	58.7
June '05	85.1	86.3	62.5
May '05	82.5	83.9	72.7
April '05	84.8	86.7	73.8
March '05	84.6	88.1	73.5
February '05	83.4	85.9	72.8
January '05	78.2	80.6	72.8

# 17

## Residential Heating Fuel Prices — Mayo

	Furnace Oil	Arctic Stove Oil	Propane (500-gallon tank cost)
30-Jan-08	127.8	128.2	98.6
16-Jan-08	127.8	128.2	94.3
2-Jan-08	127.8	128.2	94.3
19-Dec-07	127.8	128.2	94.3
5-Dec-07	127.8	123.8	92.2
21-Nov-07	121.5	120.6	91.2
7-Nov-07	113.0	116.4	91.2
24-Oct-07	113.0	116.4	91.2
10-Oct-07	113.0	113.7	91.2
26-Sep-07	115.3	115.0	91.2
12-Sep-07	113.7	114.0	87.9
29-Aug-07	113.7	115.0	87.9
15-Aug-07	113.2	115.0	N/A
1-Aug-07	114.3	115.0	87.9
18-Jul-07	114.3	115.0	87.9
4-Jul-07	114.3	115.0	86.8
20-Jun-07	113.0	113.7	86.8
6-Jun-07	112.9	114.0	86.8
23-May-07	111.5	112.6	86.8
9-May-07	111.5	112.6	86.8
25-Apr-07	111.6	113.2	86.8
11-Apr-07	111.4	112.4	83.6
28-Mar-07	111.4	112.4	83.6
14-Mar-07	111.1	112.2	83.6
28-Feb-07	111.5	112.6	83.6
14-Feb-07	111.5	112.6	83.6
31-Jan-07	110.5	111.5	81.5
17-Jan-07	111.5	112.9	N/A
3-Jan-07	110.4	111.8	79.0
December '06	105.4	106.9	79.0
November '06	103.6	105.0	79.0
October '06	106.5	107.9	78.7
September '06	112.1	113.5	78.7
August '06	118.7	120.4	79.5
July '06	112.8	114.2	79.5
June '06	110.9	112.3	77.4
May '06	110.9	112.3	76.3
April '06	109.2	110.9	75.3
March '06	109.5	110.9	75.3
February '06	110.1	111.5	75.3
January '06	112.5	113.9	75.3
December '05	112.5	114.2	73.2
November '05	119.3	120.7	63.0
October '05	110.2	112.1	63.0
September '05	102.0	103.3	65.2
August '05	91.4	92.6	64.4
July '05	90.4	91.5	60.9
June '05	90.4	91.8	64.2
May '05	88.8	89.5	74.9
April '05	88.1	88.8	74.9
March '05	85.0	85.7	74.5
February '05	83.1	83.8	73.8
January '05	81.0	81.7	73.8

# 18

## Residential Heating Fuel Prices — Teslin

	Furnace Oil	Arctic Stove Oil	Propane (500-gallon tank cost)
30-Jan-08	117.4	116.0	96.5
16-Jan-08	117.4	120.6	92.2
2-Jan-08	116.5	118.1	92.2
19-Dec-07	117.4	120.6	92.2
5-Dec-07	117.4	115.4	90.1
21-Nov-07	111.1	111.2	89.0
7-Nov-07	102.6	105.8	89.0
24-Oct-07	102.6	105.8	89.0
10-Oct-07	102.6	105.8	89.0
26-Sep-07	102.6	105.8	89.0
12-Sep-07	102.6	103.8	85.8
29-Aug-07	102.6	103.8	85.8
15-Aug-07	102.6	105.8	N/A
1-Aug-07	102.6	105.8	85.8
18-Jul-07	102.6	105.8	85.8
4-Jul-07	102.6	105.8	84.7
20-Jun-07	102.6	105.8	84.7
6-Jun-07	102.6	105.8	84.7
23-May-07	101.5	104.7	84.7
9-May-07	101.5	104.7	84.7
25-Apr-07	101.5	104.7	84.7
11-Apr-07	101.5	102.2	81.5
28-Mar-07	101.5	102.7	81.5
14-Mar-07	101.5	102.7	81.5
28-Feb-07	101.5	102.7	81.5
14-Feb-07	101.5	101.7	81.5
31-Jan-07	102.6	101.1	79.4
17-Jan-07	105.9	104.9	N/A
3-Jan-07	101.5	99.5	76.8
December '06	96.2	96.4	76.8
November '06	90.9	93.2	76.8
October '06	91.7	94.7	76.6
September '06	96.9	101.2	76.6
August '06	108.4	110.8	77.3
July '06	101.3	105.6	77.3
June '06	101.3	105.6	75.3
May '06	101.3	105.6	74.2
April '06	99.7	104.0	73.2
March '06	95.2	99.5	73.2
February '06	96.0	100.3	73.2
January '06	100.3	104.5	73.2
December '05	100.3	104.5	71.1
November '05	109.9	114.2	58.7
October '05	110.4	114.7	58.7
September '05	100.3	104.6	58.7
August '05	89.9	93.5	58.7
July '05	88.5	90.6	58.7
June '05	88.5	90.6	62.5
May '05	88.5	90.6	73.8
April '05	88.5	90.6	73.8
March '05	87.4	89.5	73.5
February '05	83.2	85.3	72.8
January '05	82.1	84.2	72.8

# 19

## Residential Heating Fuel Prices — Watson Lake

	Furnace Oil	Arctic Stove Oil	Propane (500-gallon tank cost)
30-Jan-08	113.9	117.7	96.5
16-Jan-08	115.2	119.4	92.2
2-Jan-08	116.2	120.0	92.2

19-Dec-07	118.7	122.5	92.2
5-Dec-07	117.1	120.9	90.1
21-Nov-07	111.8	116.2	89.0
7-Nov-07	102.8	106.0	89.0
24-Oct-07	102.0	106.3	89.0
10-Oct-07	100.8	104.7	89.0
26-Sep-07	100.8	104.7	89.0
12-Sep-07	100.9	104.7	85.8
29-Aug-07	99.7	102.8	85.8
15-Aug-07	99.3	102.4	N/A
1-Aug-07	100.6	103.7	85.8
18-Jul-07	98.5	102.4	85.8
4-Jul-07	98.5	102.0	84.7
20-Jun-07	99.3	102.6	84.7
6-Jun-07	97.9	101.2	84.7
23-May-07	98.5	101.8	84.7
9-May-07	98.4	101.7	84.7
25-Apr-07	98.8	102.1	84.7
11-Apr-07	100.6	103.9	81.5
28-Mar-07	101.4	104.7	81.5
14-Mar-07	100.2	103.4	81.5
28-Feb-07	98.9	101.8	81.5
14-Feb-07	98.1	101.0	81.5
31-Jan-07	97.5	100.5	79.4
17-Jan-07	100.7	104.2	N/A
3-Jan-07	102.9	106.1	76.8

	Furnace Oil	Arctic Stove Oil	Propane (500-gallon tank cost)
December '06	91.4	95.3	76.8
November '06	87.5	91.3	76.8
October '06	88.4	92.2	76.6
September '06	92.6	96.3	76.6
August '06	105.4	109.4	77.3
July '06	100.5	104.9	77.3
June '06	98.3	102.7	75.3
May '06	98.9	103.4	74.2
April '06	96.8	101.2	73.2
March '06	91.0	95.4	73.2
February '06	92.1	96.5	73.2
January '06	97.4	102.3	73.2

December '05	98.7	103.6	71.1
November '05	103.4	108.0	58.7
October '05	107.5	112.0	58.7
September '05	89.8	93.7	60.4
August '05	82.8	86.5	60.9
July '05	80.0	83.1	58.7
June '05	78.8	81.7	62.0
May '05	76.5	79.2	72.8
April '05	77.4	80.2	72.8
March '05	77.8	80.6	72.4
February '05	76.5	79.3	71.7
January '05	72.4	75.2	71.7

Information collected by The Yukon Bureau of Statistics  
for the Department of Economic Development.

Next release: February 28<sup>th</sup>, 2008



*Additional information:*  
The Yukon Government  
Executive Council Office  
Bureau of Statistics (A-8C)  
Box 2703, Whitehorse, Yukon Y1A 2C6  
Telephone: (867) 667-5640; Fax: (867) 393-6203  
email: ybsinfo@gov.yk.ca  
website: <http://www.eco.gov.yk.ca/stats/>