

# 1

## Retail Motor Fuel Prices in the Yukon

Average prices as of February 27<sup>th</sup>, 2008

	Self-Serve		
	regular	premium	diesel
Whitehorse	115.6	121.7	120.0
Beaver Creek	128.9	133.9	126.9
Carcross	119.9	129.9	121.9
Carmacks	125.9	134.9	137.9
Dawson City	140.1	146.7	138.2
Destruction Bay	125.9	130.9	123.9
Faro	N/A Due to Fire		
Haines Junction	117.5	122.9	121.5
Mayo	136.9	140.9	128.9
Pelly Crossing	129.9	-	139.9
Ross River	128.9	-	132.9
Tagish	120.4	127.8	122.4
Teslin	115.9	121.9	120.9
Watson Lake	128.9	137.9	131.9

	Full-Serve			
	regular	premium	diesel	propane
Whitehorse	117.1	124.9	122.6	92.6
Burwash Landing	N/A	-	N/A	-
Carmacks	-	-	-	102.0
Dawson City	-	-	-	99.9
Destruction Bay	-	-	-	106.9
Faro	N/A Due to Fire			
Haines Junction	117.9	-	120.9	92.9
Mayo	139.9	-	138.5	99.2
Tagish	-	-	-	96.0
Teslin	-	-	-	90.0
Watson Lake	-	-	120.9	89.9

Note: All prices are Canadian cents per litre, including all applicable taxes.

“-” Indicates this service is not available in this community at this time.

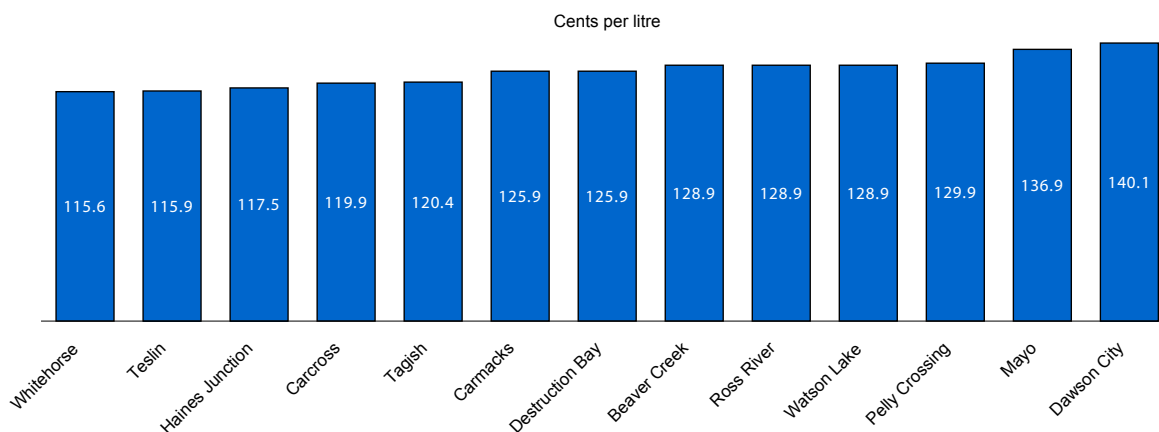
“N/A” indicates this information is not available for the reporting period.

Current average gasoline prices for regular self-serve in the Yukon range from 115.6¢ per litre in Whitehorse to 140.1¢ per litre in Dawson City. The price for premium self-serve ranges from 121.7¢ per litre in Whitehorse to 146.7¢ per litre in Dawson City. The lowest price for self-serve diesel is in Whitehorse—120.0¢ per litre.

For full-serve regular gasoline, the average price ranges from 117.1¢ per litre in Whitehorse to 139.9¢ per litre in Mayo. The price for full-serve diesel ranges from 120.9¢ per litre in Watson Lake and Haines Junction to 138.5¢ per litre in Mayo. In Haines Junction and Watson Lake full-serve diesel was cheaper than self-serve.

Watson Lake has the lowest price for propane, at 89.9¢ per litre, while Destruction Bay has the highest, at 106.9¢ per litre.

### Average Retail Gasoline Prices Regular Self-Serve — February 27<sup>th</sup>, 2008



# 2

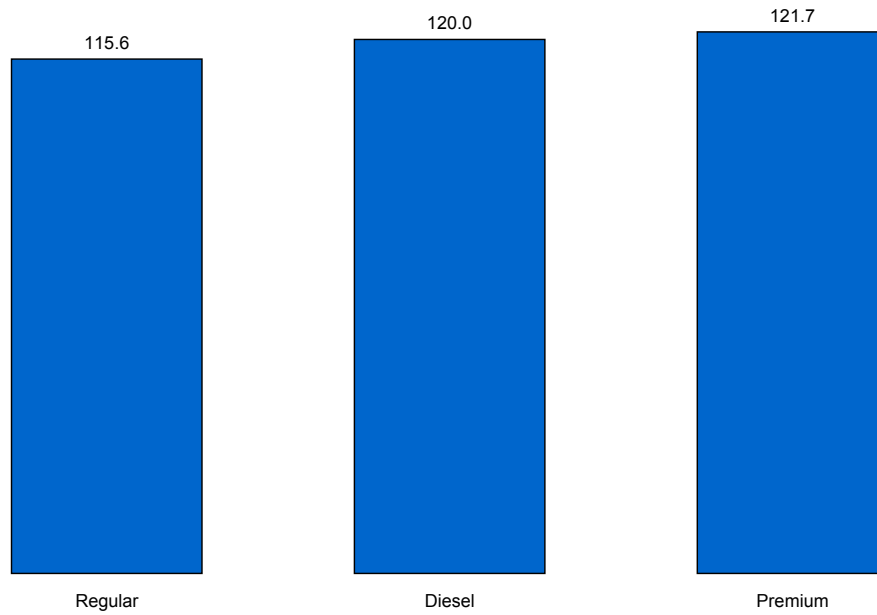
## Retail Motor Fuel Prices — Whitehorse

	Self-Serve				Full-Serve				
	regular	mid-grade	premium	diesel	regular	mid-grade	premium	diesel	propane
27-Feb-08	115.6	-	121.7	120.0	117.1	-	124.9	122.6	92.6
13-Feb-08	115.6	-	121.6	119.1	117.8	-	125.6	121.9	92.6
30-Jan-08	115.6	-	121.6	119.1	117.8	-	125.6	121.9	92.6
16-Jan-08	115.8	-	121.4	119.4	117.4	-	125.6	118.6	92.6
2-Jan-08	115.8	-	121.2	120.3	117.4	-	125.6	121.9	90.2
19-Dec-07	115.8	-	121.9	120.1	117.8	-	128.9	123.2	90.2
5-Dec-07	116.5	-	122.2	119.6	117.8	-	128.9	123.2	90.2
21-Nov-07	115.6	-	122.0	116.9	117.1	-	127.9	115.6	87.9
7-Nov-07	115.6	-	122.3	109.1	117.1	-	127.9	114.6	82.6
24-Oct-07	115.6	-	122.3	109.4	117.1	-	127.9	114.6	82.6
10-Oct-07	117.1	-	122.7	108.7	121.1	-	129.9	111.9	89.9
26-Sep-07	119.9	-	123.7	109.0	122.4	-	127.9	111.9	82.6
12-Sep-07	119.8	-	124.3	109.1	122.4	-	127.9	111.9	81.9
29-Aug-07	119.8	-	124.7	108.9	121.8	-	127.2	111.9	80.9
15-Aug-07	119.8	-	124.9	108.7	121.8	-	127.9	111.9	80.9
1-Aug-07	119.9	-	125.1	109.0	121.8	-	127.9	111.9	80.9
18-Jul-07	119.9	-	124.9	108.7	121.8	-	127.9	111.9	80.9
4-Jul-07	119.7	-	124.9	108.2	121.8	-	123.9	111.9	80.9
20-Jun-07	119.7	-	124.9	107.8	121.8	-	127.9	111.9	80.9
6-Jun-07	120.4	-	124.9	107.6	121.8	-	129.2	111.9	80.9
23-May-07	116.5	-	121.2	107.5	117.1	-	124.9	112.4	80.9
9-May-07	114.1	-	119.1	108.8	115.8	-	123.2	113.2	80.9
25-Apr-07	105.1	-	110.3	104.4	106.1	-	116.7	109.8	80.1
11-Apr-07	104.1	-	109.5	104.6	104.9	-	115.5	108.7	79.9
28-Mar-07	108.8	-	113.4	106.9	109.8	-	119.2	110.6	79.9
14-Mar-07	100.6	-	107.8	105.6	99.8	-	110.2	106.9	79.9
28-Feb-07	98.4	-	103.1	102.8	99.8	-	109.9	103.9	79.9
14-Feb-07	96.4	-	102.5	103.3	95.8	-	110.2	101.9	78.4
January '07	99.1	-	105.1	106.3	98.9	-	108.6	102.9	78.9
December '06	97.8	-	104.5	101.0	97.7	-	109.8	103.6	71.9
November '06	97.8	-	104.5	101.0	97.7	-	109.8	103.6	71.9
October '06	99.1	-	105.9	99.9	100.1	-	114.0	104.3	73.8
September '06	110.5	117.2	116.7	110.4	111.6	118.9	124.2	117.6	83.2
August '06	119.7	124.1	125.7	114.0	121.8	124.4	130.1	117.2	84.6
July '06	116.0	120.8	122.8	110.7	119.4	122.9	127.5	112.6	83.4
June '06	113.6	119.9	121.8	109.7	118.2	122.9	127.5	110.3	82.9
May '06	114.4	118.6	122.1	108.7	118.2	122.9	127.5	110.6	82.9
April '06	117.1	123.2	123.0	108.5	119.8	123.2	127.5	114.2	81.2
March '06	101.6	106.3	109.2	101.8	102.6	107.2	111.9	102.3	80.2
February '06	105.6	109.9	111.9	105.1	105.8	109.4	114.1	112.1	82.1
January '06	105.7	110.0	112.0	108.1	105.8	109.4	114.1	113.9	83.2

# 2

## Retail Motor Fuel Prices — Whitehorse

Average Self-Serve, as of February 27<sup>th</sup>, 2008  
(cents per litre)



Average Full-Serve, as of February 27<sup>th</sup>, 2008  
(cents per litre)



# 3

## Retail Motor Fuel Prices — Carmacks

	Self-Serve			Full-Serve
	regular	premium	diesel	propane
27-Feb-08	125.9	134.9	137.9	102.0
13-Feb-08	125.9	134.9	137.9	102.0
30-Jan-08	125.9	134.9	137.9	97.0
16-Jan-08	125.9	134.9	137.9	97.0
2-Jan-08	125.9	134.9	137.9	97.0
19-Dec-07	125.9	134.9	137.9	98.0
5-Dec-07	125.9	134.9	133.9	98.0
21-Nov-07	125.9	133.4	132.9	90.0
7-Nov-07	119.9	129.9	124.4	97.0
24-Oct-07	125.9	135.4	124.4	97.0
10-Oct-07	125.9	135.4	121.4	97.0
26-Sep-07	125.9	135.4	121.4	97.0
12-Sep-07	125.9	135.4	121.4	97.0
29-Aug-07	125.9	135.4	121.4	97.0
15-Aug-07	125.4	135.4	121.4	97.0
1-Aug-07	125.4	135.4	121.4	97.0
18-Jul-07	125.4	135.4	121.4	97.0
4-Jul-07	125.4	135.4	119.9	96.0
20-Jun-07	129.9	138.9	121.4	96.0
6-Jun-07	129.9	138.9	121.4	96.0
23-May-07	129.9	137.9	121.4	94.0
9-May-07	129.9	136.4	121.4	90.0
25-Apr-07	119.9	126.4	119.9	90.0
11-Apr-07	119.9	126.4	119.9	93.0
28-Mar-07	117.9	124.9	113.4	93.0
14-Mar-07	112.9	120.4	111.9	94.0
28-Feb-07	107.9	117.4	111.9	94.0
14-Feb-07	105.9	115.4	111.9	94.0
January '07	115.9	132.4	111.4	94.0
December '06	109.9	128.9	111.4	94.0
November '06	109.9	119.9	110.2	94.0
October '06	109.9	119.9	107.7	94.0
September '06	115.9	124.7	118.9	93.5
August '06	127.6	136.4	126.4	93.0
July '06	127.9	135.9	121.2	93.0
June '06	129.9	138.9	123.9	94.0
May '06	129.9	138.2	123.9	93.5
April '06	122.4	132.2	115.9	93.0
March '06	107.1	115.2	111.4	93.0
February '06	108.9	117.9	114.7	93.0
January '06	108.9	117.9	115.9	93.0

# 4

## Retail Motor Fuel Prices — Dawson City

	Self-Serve			Full-Serve		
	regular	premium	diesel	regular	diesel	propane
27-Feb-08	140.1	146.7	138.2	-	-	99.9
13-Feb-08	140.1	146.7	138.2	-	-	99.9
30-Jan-08	139.7	146.7	138.3	-	-	99.9
16-Jan-08	139.7	146.7	138.3	-	-	99.9
2-Jan-08	139.4	147.2	139.0	-	-	99.9
19-Dec-07	138.4	147.2	139.0	-	-	99.9
5-Dec-07	138.2	146.0	136.3	-	-	99.9
21-Nov-07	139.7	147.3	137.2	-	-	99.9
7-Nov-07	139.7	147.3	135.0	-	-	99.9
24-Oct-07	139.7	147.3	135.0	-	-	99.9
10-Oct-07	139.7	147.3	135.0	-	-	99.9
26-Sep-07	140.4	147.5	134.1	-	-	99.9
12-Sep-07	140.4	147.5	134.1	-	-	99.9
29-Aug-07	140.4	147.5	134.1	-	-	99.9
15-Aug-07	140.4	147.5	134.1	-	-	99.9
1-Aug-07	141.7	147.5	135.4	-	-	99.9
18-Jul-07	141.7	147.5	135.4	-	-	97.9
4-Jul-07	140.5	147.5	133.8	-	-	97.9
20-Jun-07	140.9	147.2	133.9	-	-	97.9
6-Jun-07	143.2	147.2	133.9	-	-	97.9
23-May-07	142.7	147.5	133.9	-	-	97.9
9-May-07	137.4	146.2	134.4	-	-	97.9
25-Apr-07	134.6	140.7	131.0	-	-	97.9
11-Apr-07	130.6	139.4	131.2	-	-	97.9
28-Mar-07	127.7	138.2	131.7	-	-	N/A
14-Mar-07	122.4	127.4	129.3	-	-	97.9
28-Feb-07	122.2	129.7	130.8	-	-	N/A
14-Feb-07	121.6	128.4	127.3	-	-	97.9
January '07	122.0	127.9	126.8	-	-	97.9
December '06	119.3	123.6	120.1	-	-	97.9
November '06	119.8	124.3	120.8	-	-	98.2
October '06	122.5	127.3	122.8	-	-	98.5
September '06	130.3	135.1	129.1	-	-	98.5
August '06	136.5	142.2	130.8	-	-	98.5
July '06	134.4	139.8	129.2	-	-	98.2
June '06	133.7	139.1	129.0	131.5	130.0	96.8
May '06	133.5	139.2	130.3	129.0	126.0	95.0
April '06	133.6	139.6	128.8	125.0	123.0	94.0
March '06	121.9	128.4	125.6	119.0	120.0	86.5
February '06	123.2	129.2	126.2	117.0	126.5	86.5
January '06	123.2	129.1	126.0	110.0	125.0	86.5

# 5

## Retail Motor Fuel Prices — Faro

	Full-Serve			
	regular	premium	diesel	propane
27-Feb-08	<i>Not Available Due to Fire</i>			
13-Feb-08				
30-Jan-08				
16-Jan-08				
2-Jan-08				
19-Dec-07	<i>Not Available Due to Fire</i>			
5-Dec-07				
21-Nov-07				
7-Nov-07				
24-Oct-07				
10-Oct-07				
26-Sep-07				
12-Sep-07				
29-Aug-07	139.9	146.9	133.9	93.0
15-Aug-07	139.9	146.9	133.9	93.0
1-Aug-07	139.9	146.9	133.9	93.0
18-Jul-07	139.9	146.9	133.9	93.0
4-Jul-07	139.9	146.9	133.9	95.0
20-Jun-07	139.9	146.9	133.9	93.0
6-Jun-07	134.9	146.9	133.9	83.0
23-May-07	139.9	146.9	133.9	83.0
9-May-07	134.9	141.9	124.9	83.0
25-Apr-07	134.9	141.9	124.9	83.0
11-Apr-07	134.9	141.9	124.9	83.0
28-Mar-07	134.9	141.9	124.9	83.0
14-Mar-07	120.9	127.9	124.9	90.9
28-Feb-07	120.9	127.9	124.9	90.9
14-Feb-07	120.9	127.9	124.9	90.9
January '07	118.2	125.2	122.2	90.9
December '06	112.9	119.9	116.9	90.9
November '06	112.9	119.9	121.9	90.9
October '06	115.9	122.4	124.9	90.9
September '06	125.4	132.4	132.4	90.9
August '06	132.2	139.6	125.8	90.9
July '06	130.9	137.9	123.9	90.9
June '06	130.9	137.9	123.9	90.9
May '06	130.9	137.9	123.9	90.9
April '06	133.4	140.4	127.4	90.9
March '06	115.2	122.2	121.6	90.9
February '06	115.9	122.9	122.9	90.9
January '06	115.9	122.9	122.9	86.9

# 6

## Retail Motor Fuel Prices — Haines Junction

	Self-Serve			Full-Serve		
	regular	premium	diesel	regular	diesel	propane
27-Feb-08	117.5	122.9	121.5	117.9	120.9	92.9
13-Feb-08	117.9	122.9	120.9	117.9	120.9	92.9
30-Jan-08	117.5	122.9	121.5	117.9	120.9	92.9
16-Jan-08	117.5	122.9	121.5	117.9	120.9	92.9
2-Jan-08	117.5	122.9	121.5	117.9	120.9	92.9
19-Dec-07	121.3	130.4	122.9	117.9	116.9	92.9
5-Dec-07	121.3	130.4	122.9	117.9	116.9	92.9
21-Nov-07	123.4	130.4	119.4	117.9	116.9	83.9
7-Nov-07	121.3	130.4	119.3	117.9	116.9	83.9
24-Oct-07	120.9	130.2	119.3	117.9	116.9	83.9
10-Oct-07	124.3	132.9	119.3	122.9	116.9	83.9
26-Sep-07	124.3	132.9	119.3	122.9	116.9	83.9
12-Sep-07	125.7	134.6	119.4	122.9	116.9	83.9
29-Aug-07	125.7	134.6	119.4	122.9	116.9	83.9
15-Aug-07	125.7	134.6	119.4	122.9	116.9	83.9
1-Aug-07	125.7	134.6	119.4	122.9	116.9	83.9
18-Jul-07	125.7	134.6	119.4	122.9	116.9	83.9
4-Jul-07	125.7	134.6	119.4	122.9	116.9	83.9
20-Jun-07	125.7	134.6	119.4	122.9	116.9	79.5
6-Jun-07	125.7	134.6	119.4	122.9	116.9	79.5
23-May-07	125.7	134.6	119.4	122.9	116.9	79.5
9-May-07	122.7	132.6	118.2	116.9	116.9	79.5
25-Apr-07	119.9	129.6	117.9	116.9	116.9	79.5
11-Apr-07	118.7	127.9	117.9	111.9	113.9	79.5
28-Mar-07	109.0	116.9	109.0	111.9	111.9	79.5
14-Mar-07	107.3	114.9	109.6	105.9	108.9	79.5
28-Feb-07	106.0	113.9	107.5	105.9	115.9	79.5
14-Feb-07	107.3	114.9	109.6	105.9	115.9	79.5
January '07	106.4	114.2	111.3	105.9	115.9	79.5
December '06	106.0	113.9	107.0	105.9	105.9	79.5
November '06	106.0	113.9	106.0	105.9	105.9	79.5
October '06	106.9	114.9	107.9	105.9	105.9	79.5
September '06	116.9	124.1	117.9	114.9	114.9	79.5
August '06	125.5	133.2	118.2	125.2	116.6	79.5
July '06	121.2	128.3	115.0	119.9	114.4	79.5
June '06	120.4	127.4	114.3	117.9	112.9	79.5
May '06	118.7	128.9	115.4	118.9	112.9	79.5
April '06	120.7	127.7	115.7	116.9	111.4	79.5
March '06	107.9	115.4	111.9	105.9	105.9	79.5
February '06	110.4	116.9	110.4	110.9	109.4	79.5
January '06	110.9	116.9	110.9	110.9	107.9	79.5

# 7

## Retail Motor Fuel Prices — Mayo

	Self-Serve			Full-Serve			
	regular	premium	diesel	regular	premium	diesel	propane
27-Feb-08	136.9	140.9	128.9	139.9	-	138.5	99.2
13-Feb-08	136.9	140.9	128.9	139.9	-	138.5	99.2
30-Jan-08	136.9	140.9	128.9	139.9	-	138.5	99.2
16-Jan-08	136.9	140.9	128.9	139.9	-	138.5	99.2
2-Jan-08	136.9	140.9	128.9	139.9	-	138.5	99.2
19-Dec-07	136.9	140.9	128.9	139.9	-	138.5	92.9
5-Dec-07	136.9	140.9	128.9	139.9	-	122.9	99.2
21-Nov-07	136.9	140.9	128.9	139.9	-	122.9	99.2
7-Nov-07	136.9	140.9	128.9	139.9	-	129.0	99.2
24-Oct-07	136.9	140.9	128.9	139.9	-	122.9	99.2
10-Oct-07	136.9	140.9	128.9	139.9	-	122.9	99.2
26-Sep-07	136.9	140.9	128.9	138.0	-	125.5	99.2
12-Sep-07	136.9	140.9	128.9	138.0	-	125.5	99.2
29-Aug-07	136.9	140.9	128.9	138.0	-	125.5	99.2
15-Aug-07	136.9	140.9	128.9	138.0	-	125.5	99.2
1-Aug-07	136.9	140.9	128.9	138.0	-	125.5	99.2
18-Jul-07	136.9	140.9	128.9	134.9	-	123.4	99.2
4-Jul-07	136.9	140.9	128.9	134.9	-	123.4	99.2
20-Jun-07	136.9	140.9	128.9	139.9	-	122.9	99.2
6-Jun-07	N/A	N/A	N/A	134.9	-	123.4	99.2
23-May-07	136.9	132.9	128.9	129.9	-	123.4	92.3
9-May-07	128.9	132.9	120.9	126.4	-	126.9	92.3
25-Apr-07	128.9	132.9	120.9	118.0	-	122.9	N/A
11-Apr-07	128.9	132.9	120.9	119.5	-	122.9	92.3
28-Mar-07	120.9	132.9	120.9	117.4	-	122.9	92.3
14-Mar-07	120.9	132.9	120.9	117.4	-	122.9	92.3
28-Feb-07	120.9	132.9	120.9	113.9	-	122.9	92.3
14-Feb-07	120.9	132.9	120.9	113.9	-	122.9	92.3
January '07	120.9	132.9	127.9	115.1	-	121.2	92.3
December '06	112.9	132.9	115.9	114.9	-	120.4	92.3
November '06	112.9	132.9	115.9	115.9	-	120.4	92.3
October '06	117.9	132.9	121.9	117.9	-	122.9	92.3
September '06	125.9	132.9	127.9	134.9	-	128.9	92.3
August '06	128.2	132.9	128.2	134.1	-	128.6	92.8
July '06	124.9	132.9	124.9	128.4	-	127.4	93.2
June '06	124.9	132.9	124.9	124.4	-	127.4	93.2
May '06	124.9	132.9	124.9	124.4	-	127.4	92.3
April '06	119.9	132.9	123.4	119.9	-	127.4	92.3
March '06	112.2	132.9	121.9	115.4	-	127.4	92.3
February '06	110.9	132.9	121.9	115.4	-	127.4	92.3
January '06	116.9	132.9	125.9	115.4	-	127.4	92.3

## 8

## Retail Motor Fuel Prices — Teslin

	Self-Serve				Full-Serve
	regular	mid-grade	premium	diesel	propane
27-Feb-08	115.9	-	121.9	120.9	90.0
13-Feb-08	115.9	-	121.9	120.9	90.0
30-Jan-08	115.9	-	121.9	120.9	90.0
16-Jan-08	115.9	-	121.9	120.9	90.0
2-Jan-08	115.9	-	121.9	120.9	90.0
19-Dec-07	115.9	-	121.9	120.9	90.0
5-Dec-07	115.9	-	121.9	120.9	90.0
21-Nov-07	115.8	-	121.9	117.5	N/A
7-Nov-07	117.5	-	N/A	110.9	90.0
24-Oct-07	119.0	-	123.9	108.0	90.0
10-Oct-07	118.5	-	123.9	108.5	90.0
26-Sep-07	121.9	-	126.9	112.4	90.0
12-Sep-07	121.9	-	126.9	112.4	90.0
29-Aug-07	121.9	-	126.9	111.4	90.0
15-Aug-07	121.9	-	126.9	111.4	90.0
1-Aug-07	121.9	-	126.9	111.4	90.0
18-Jul-07	121.9	-	126.9	111.4	90.0
4-Jul-07	121.9	-	126.9	111.4	90.0
20-Jun-07	121.9	-	126.9	111.4	90.0
6-Jun-07	120.9	-	124.9	111.4	90.0
23-May-07	118.9	-	120.9	111.4	90.0
9-May-07	114.4	-	118.9	108.4	90.0
25-Apr-07	109.9	-	113.9	108.4	90.0
11-Apr-07	108.9	-	113.9	107.3	90.0
28-Mar-07	103.9	-	103.9	105.3	90.0
14-Mar-07	97.9	-	103.9	104.3	90.0
28-Feb-07	98.9	-	103.9	106.4	90.0
14-Feb-07	98.9	-	103.9	106.4	90.0
January '07	101.1	-	105.9	109.6	90.0
December '06	97.7	-	102.9	101.4	90.0
November '06	96.9	-	102.9	101.4	90.0
October '06	103.2	-	107.4	104.2	90.5
September '06	113.3	117.0	117.5	114.5	90.0
August '06	120.8	123.6	126.6	115.4	90.0
July '06	116.7	118.4	121.4	109.4	90.0
June '06	112.9	115.9	118.9	108.7	90.0
May '06	112.9	115.9	118.9	106.4	89.0
April '06	119.0	121.5	123.5	104.2	84.9
March '06	101.9	104.9	106.9	106.4	95.9
February '06	105.9	107.9	109.9	111.7	95.4
January '06	105.9	107.9	109.9	112.9	91.4

# 9

## Retail Motor Fuel Prices — Watson Lake

	Self-Serve			Full-Serve		
	regular	premium	diesel	regular	diesel	propane
27-Feb-08	128.9	137.9	131.9	-	120.9	89.9
13-Feb-08	126.9	133.9	129.9	-	120.9	89.9
30-Jan-08	126.9	139.9	129.9	-	120.9	89.9
16-Jan-08	126.9	137.9	129.9	-	120.9	89.9
2-Jan-08	126.9	137.9	135.9	-	120.9	89.9
19-Dec-07	125.9	134.4	131.9	-	120.9	89.9
5-Dec-07	124.9	135.9	133.9	-	120.9	89.9
21-Nov-07	122.4	132.4	120.9	-	120.9	89.9
7-Nov-07	119.9	132.4	118.4	-	120.9	89.9
24-Oct-07	120.9	133.6	115.2	-	120.9	89.9
10-Oct-07	121.9	133.2	116.6	-	120.9	89.9
26-Sep-07	120.9	133.2	117.6	-	120.9	89.9
12-Sep-07	120.9	133.2	116.2	-	120.9	89.9
29-Aug-07	124.9	133.2	116.2	-	120.9	89.9
15-Aug-07	123.9	132.9	115.9	-	120.9	89.9
1-Aug-07	123.4	131.9	115.2	-	120.9	89.9
18-Jul-07	123.9	132.4	115.2	-	120.9	89.9
4-Jul-07	123.4	131.7	115.2	-	120.9	89.9
20-Jun-07	124.9	132.4	116.4	-	120.9	89.9
6-Jun-07	126.4	134.4	114.9	-	120.9	89.9
23-May-07	126.2	132.2	115.2	-	120.9	89.9
9-May-07	120.4	126.4	115.9	-	120.9	89.9
25-Apr-07	116.6	122.6	115.9	119.9	120.9	89.9
11-Apr-07	112.6	119.9	113.9	119.9	120.9	89.9
28-Mar-07	109.9	117.2	110.6	116.9	113.9	89.9
14-Mar-07	109.9	117.2	110.6	116.9	113.9	89.9
28-Feb-07	109.9	117.2	110.6	116.9	113.9	89.9
14-Feb-07	109.9	117.9	112.4	116.9	113.9	89.9
January '07	109.9	118.6	113.1	116.9	117.9	89.9
December '06	109.9	118.4	106.6	116.9	117.9	89.9
November '06	109.9	118.7	106.9	116.9	117.9	89.9
October '06	113.4	121.9	110.4	116.9	117.9	89.9
September '06	123.4	129.2	118.4	128.9	121.9	89.9
August '06	125.7	131.8	119.4	128.9	121.9	89.9
July '06	123.5	128.8	117.4	128.9	119.9	89.9
June '06	119.9	125.7	114.3	120.9	117.9	89.9
May '06	119.9	125.7	113.9	120.9	117.9	89.9
April '06	117.3	124.1	115.3	118.9	117.9	89.9
March '06	109.6	118.2	113.2	112.9	117.9	89.9
February '06	109.6	118.2	115.6	112.9	117.9	89.9
January '06	109.6	118.2	115.6	112.9	117.9	89.9

# 10

## Retail Motor Fuel Prices — Other Yukon Communities

Beaver Creek self-serve			
	regular	premium	diesel
27-Feb-08	128.9	133.9	126.9
13-Feb-08	128.9	133.9	126.9
30-Jan-08	128.9	133.9	126.9
16-Jan-08	128.9	133.9	126.9
2-Jan-08	N/A	N/A	N/A
19-Dec-07	128.9	133.9	126.9
5-Dec-07	128.9	133.9	126.9
21-Nov-07	128.9	133.9	122.9
7-Nov-07	128.9	133.9	122.9
24-Oct-07	128.9	133.9	122.9
10-Oct-07	128.9	133.9	122.9
26-Sep-07	128.9	133.9	122.9
12-Sep-07	131.3	133.9	124.4
29-Aug-07	131.3	133.9	124.4
15-Aug-07	131.3	133.9	124.4
1-Aug-07	131.3	133.9	124.4
18-Jul-07	131.3	133.9	122.9
4-Jul-07	131.3	133.9	122.9
20-Jun-07	130.5	133.9	124.0
6-Jun-07	131.0	133.9	124.0
23-May-07	131.0	133.9	124.0
9-May-07	128.0	130.9	124.0
25-Apr-07	127.9	130.9	124.4
11-Apr-07	125.8	125.9	124.4
28-Mar-07	125.8	120.9	121.9
14-Mar-07	123.3	120.9	120.4
28-Feb-07	123.3	120.9	120.4
14-Feb-07	123.3	120.9	120.4
Jan '07	123.3	120.9	123.9
Dec '06	120.3	120.9	121.1
Nov '06	120.3	120.9	120.3
Oct '06	122.3	120.9	120.4
Sept '06	127.3	126.9	123.4
Aug '06	130.4	137.6	123.8
July '06	126.7	133.4	122.9
June '06	125.9	131.9	122.4
May '06	124.2	126.0	121.7
Apr '06	124.4	131.0	119.9
Mar '06	118.0	119.2	118.0
Feb '06	124.5	120.9	125.0
Jan '06	124.8	120.9	123.5

Burwash Landing full-serve		
	regular	diesel
27-Feb-08	N/A	N/A
13-Feb-08	N/A	N/A
30-Jan-08	N/A	N/A
16-Jan-08	N/A	N/A
2-Jan-08	129.9	129.9
19-Dec-07	N/A	N/A
5-Dec-07	129.0	127.0
21-Nov-07	N/A	N/A
7-Nov-07	N/A	N/A
24-Oct-07	N/A	N/A
10-Oct-07	129.9	127.9
26-Sep-07	129.9	127.9
12-Sep-07	129.9	126.9
29-Aug-07	129.9	126.9
15-Aug-07	129.9	126.9
1-Aug-07	129.9	126.9
18-Jul-07	128.9	126.9
4-Jul-07	126.9	126.9
20-Jun-07	126.9	126.9
6-Jun-07	126.9	126.9
23-May-07	126.9	126.9
9-May-07	116.9	116.9
25-Apr-07	N/A	N/A
11-Apr-07	N/A	N/A
28-Mar-07	N/A	N/A
14-Mar-07	N/A	N/A
28-Feb-07	N/A	N/A
14-Feb-07	106.9	109.9
Jan '07	106.9	109.9
Dec '06	106.9	109.9
Nov '06	106.9	109.9
Oct '06	109.5	111.9
Sept '06	120.5	117.5
Aug '06	129.9	119.9
July '06	N/A	N/A
June '06	122.5	N/A
May '06	N/A	N/A
Apr '06	N/A	N/A
Mar '06	N/A	N/A
Feb '06	N/A	N/A
Jan '06	N/A	N/A

# 10

## Retail Motor Fuel Prices — Other Yukon Communities

	Carcross self-serve		
	regular	premium	diesel
27-Feb-08	119.9	129.9	121.9
13-Feb-08	119.9	129.9	121.9
30-Jan-08	119.9	124.9	121.9
16-Jan-08	119.9	124.9	121.9
2-Jan-08	119.9	124.9	121.9
19-Dec-07	119.9	129.9	121.9
5-Dec-07	119.9	124.9	119.9
21-Nov-07	115.0	124.9	117.9
7-Nov-07	115.0	124.9	117.9
24-Oct-07	119.0	124.9	117.9
10-Oct-07	123.5	129.9	114.9
26-Sep-07	123.5	129.9	114.9
12-Sep-07	124.9	129.9	114.9
29-Aug-07	124.9	129.9	114.9
15-Aug-07	124.9	129.9	114.9
1-Aug-07	124.9	129.9	114.9
18-Jul-07	129.9	136.9	121.9
4-Jul-07	129.9	136.9	121.9
20-Jun-07	129.9	136.9	121.9
6-Jun-07	129.9	136.9	121.9
23-May-07	124.9	134.9	121.9
9-May-07	124.9	134.9	121.9
25-Apr-07	115.9	125.9	121.9
11-Apr-07	115.9	125.9	121.9
28-Mar-07	115.9	125.9	121.9
14-Mar-07	105.9	115.9	114.9
28-Feb-07	105.9	115.9	114.9
14-Feb-07	105.9	115.9	114.9
Jan '07	105.6	125.2	114.9
Dec '06	99.7	129.9	110.9
Nov '06	99.5	129.9	110.9
Oct '06	113.9	129.9	121.9
Sept '06	119.9	129.9	124.9
August '06	123.2	133.6	123.2
July '06	121.9	129.9	119.9
June '06	120.9	129.9	119.9
May '06	120.9	129.9	119.9
Apr '06	119.9	127.9	116.4
Mar '06	104.9	114.6	114.4
Feb '06	106.9	117.9	117.9
Jan '06	108.9	119.9	121.9

	Destruction Bay self-serve			full-serve
	regular	premium	diesel	propane
27-Feb-08	125.9	130.9	123.9	106.9
13-Feb-08	125.9	130.9	123.9	106.9
30-Jan-08	125.9	130.9	123.9	106.9
16-Jan-08	125.9	130.9	123.9	106.9
2-Jan-08	125.9	130.9	123.9	106.9
19-Dec-07	125.9	130.9	123.9	106.9
5-Dec-07	125.9	130.9	123.9	106.9
21-Nov-07	125.9	130.9	119.9	106.9
7-Nov-07	125.9	130.9	119.9	106.9
24-Oct-07	125.9	130.9	119.9	106.9
10-Oct-07	125.9	130.9	119.9	106.9
26-Sep-07	125.9	130.9	119.9	106.9
12-Sep-07	125.9	130.9	119.9	106.9
29-Aug-07	125.9	130.9	119.9	106.9
15-Aug-07	125.9	130.9	119.9	106.9
1-Aug-07	125.9	130.9	119.9	106.9
18-Jul-07	125.9	130.9	119.9	106.9
4-Jul-07	125.9	130.9	119.9	106.9
20-Jun-07	125.9	130.9	119.9	106.9
6-Jun-07	125.9	130.9	119.9	106.9
23-May-07	125.9	130.9	119.9	106.9
9-May-07	119.9	129.9	119.9	109.9
25-Apr-07	119.9	129.9	119.9	109.9
11-Apr-07	114.9	122.9	119.9	109.9
28-Mar-07	114.9	122.9	114.9	109.9
14-Mar-07	109.9	119.9	111.9	106.9
28-Feb-07	109.9	119.9	111.9	106.9
14-Feb-07	109.9	119.9	111.9	106.9
Jan '07	109.9	117.9	118.9	106.9
Dec '06	109.9	117.9	111.4	106.9
Nov '06	109.9	117.9	109.9	101.0
Oct '06	110.9	117.9	110.8	98.9
Sept '06	117.9	123.9	117.9	98.9
August '06	127.6	133.9	118.9	98.9
July '06	122.9	128.9	116.9	98.9
June '06	122.9	128.9	112.9	94.4
May '06	122.9	128.9	112.9	94.4
Apr '06	122.9	128.9	112.9	89.9
Mar '06	108.9	119.9	108.9	89.9
Feb '06	112.9	118.9	113.9	89.9
Jan '06	112.9	118.9	113.9	89.9

# 10

## Retail Motor Fuel Prices — Other Yukon Communities

	Pelly Crossing	
	regular	diesel
27-Feb-08	129.9	139.9
13-Feb-08	129.9	139.9
30-Jan-08	129.9	139.9
16-Jan-08	129.9	149.9
2-Jan-08	129.9	139.9
19-Dec-07	129.9	132.9
5-Dec-07	N/A	N/A
21-Nov-07	129.9	124.9
7-Nov-07	129.9	124.9
24-Oct-07	129.9	124.9
10-Oct-07	129.9	124.9
26-Sep-07	129.9	124.9
12-Sep-07	129.9	124.9
29-Aug-07	129.9	124.9
15-Aug-07	129.9	125.9
1-Aug-07	129.9	125.9
18-Jul-07	129.9	124.9
4-Jul-07	129.9	124.9
20-Jun-07	129.9	124.9
6-Jun-07	129.9	124.9
23-May-07	129.9	124.9
9-May-07	129.9	124.9
25-Apr-07	119.9	124.9
11-Apr-07	119.9	124.9
28-Mar-07	116.9	124.9
14-Mar-07	105.9	124.9
28-Feb-07	105.9	124.9
14-Feb-07	111.9	124.9
Jan '07	116.9	129.9
Dec '06	111.9	113.9
Nov '06	111.9	113.9
Oct '06	111.9	113.9
Sept '06	117.9	120.4
August '06	128.2	126.6
July '06	129.9	124.9
June '06	124.9	119.9
May '06	118.9	119.9
Apr '06	124.9	119.9
Mar '06	109.6	117.2
Feb '06	112.9	119.9
Jan '06	112.9	119.9

	Ross River	
	regular	diesel
27-Feb-08	128.9	132.9
13-Feb-08	128.9	132.9
30-Jan-08	128.9	132.9
16-Jan-08	128.9	132.9
2-Jan-08	128.9	132.9
19-Dec-07	129.9	132.9
5-Dec-07	N/A	N/A
21-Nov-07	128.9	132.9
7-Nov-07	128.9	132.9
24-Oct-07	128.9	132.9
10-Oct-07	128.9	132.9
26-Sep-07	128.9	127.9
12-Sep-07	128.9	127.9
29-Aug-07	128.9	121.9
15-Aug-07	128.9	121.9
1-Aug-07	128.9	121.9
18-Jul-07	128.9	121.9
4-Jul-07	128.9	121.9
20-Jun-07	123.9	113.9
6-Jun-07	123.9	113.9
23-May-07	123.9	113.9
9-May-07	123.9	113.9
25-Apr-07	119.9	124.9
11-Apr-07	119.9	124.9
28-Mar-07	119.9	124.9
14-Mar-07	119.9	124.9
28-Feb-07	119.9	124.9
14-Feb-07	119.9	124.9
Jan '07	119.9	124.9
Dec '06	119.9	124.9
Nov '06	119.9	124.9
Oct '06	119.9	124.9
Sept '06	129.9	129.9
August '06	132.2	127.2
July '06	132.4	121.9
June '06	127.9	121.9
May '06	121.9	123.9
Apr '06	115.9	119.9
Mar '06	115.9	119.9
Feb '06	115.9	119.9
Jan '06	115.9	122.9

	Tagish self-serve			full-serve
	regular	premium	diesel	propane
27-Feb-08	120.4	127.8	122.4	96.0
13-Feb-08	120.4	127.8	122.4	96.0
30-Jan-08	120.4	127.8	125.9	95.0
16-Jan-08	122.4	127.8	123.9	85.0
2-Jan-08	122.4	127.8	122.9	85.0
19-Dec-07	122.4	127.8	125.9	85.0
5-Dec-07	122.4	127.8	125.9	85.0
21-Nov-07	124.9	N/A	118.9	89.0
7-Nov-07	124.9	N/A	118.9	N/A
24-Oct-07	120.4	N/A	115.9	85.0
10-Oct-07	122.4	127.8	115.9	85.0
26-Sep-07	122.4	127.8	115.9	85.0
12-Sep-07	122.4	127.8	115.9	85.0
29-Aug-07	122.4	127.8	115.9	85.0
15-Aug-07	121.4	127.8	115.9	85.0
1-Aug-07	121.4	127.8	114.4	85.0
18-Jul-07	121.4	127.8	114.4	85.0
4-Jul-07	121.4	127.8	114.4	85.0
20-Jun-07	121.4	127.8	113.4	85.0
6-Jun-07	119.9	127.8	114.4	85.0
23-May-07	118.4	125.8	114.4	85.0
9-May-07	112.4	118.8	114.4	85.0
25-Apr-07	112.4	118.8	114.4	85.0
11-Apr-07	110.4	114.8	111.4	85.0
28-Mar-07	109.4	112.8	111.4	85.0
14-Mar-07	105.4	104.8	110.4	85.0
28-Feb-07	105.4	104.8	110.4	85.0
14-Feb-07	103.4	104.8	109.9	85.0
Jan '07	105.2	104.8	113.7	85.0
Dec '06	107.4	104.8	111.2	85.0
Nov '06	104.9	105.8	108.4	85.0
Oct '06	105.2	108.3	109.4	85.0
Sept '06	114.2	121.8	113.7	85.0
August '06	122.4	116.7	-	-
July '06	120.9	113.2	-	-
June '06	118.4	111.4	-	-
May '06	117.4	113.0	-	-
Apr '06	108.9	110.5	-	-
Mar '06	102.6	109.3	-	-
Feb '06	107.9	113.0	-	-
Jan '06	108.4	114.9	-	-

## Residential Fuel Prices in the Yukon

Average prices as of February 27<sup>th</sup>, 2008

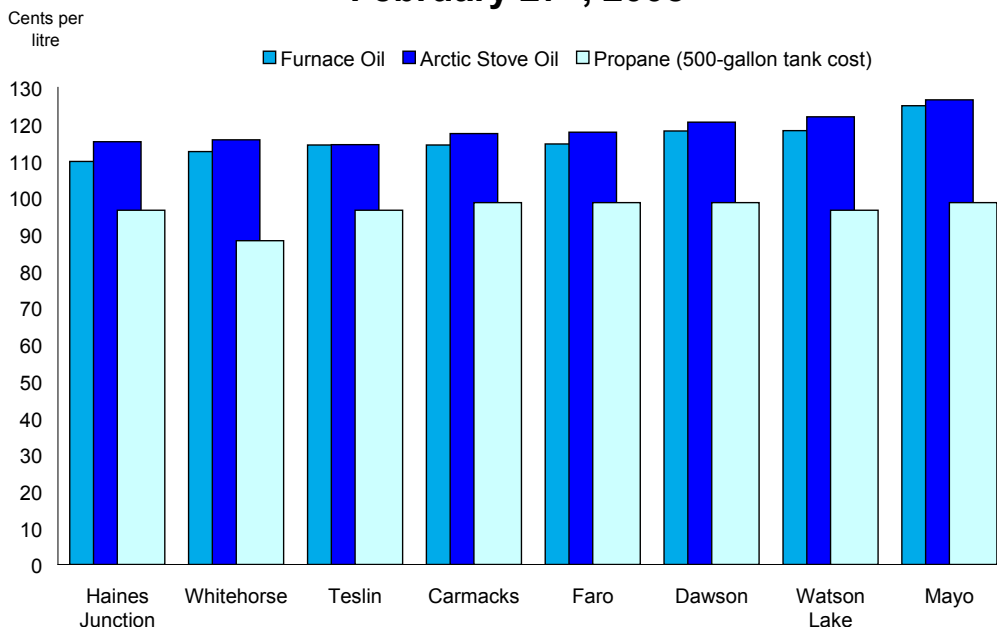
	Residential Heating Fuels		
	Furnace Oil	Arctic Stove Oil	Propane (500-gallon tank cost)
Carmacks	114.3	117.4	98.6
Dawson	118.1	120.5	98.6
Faro	114.6	117.8	98.6
Haines Junction	109.8	115.2	96.5
Mayo	125.0	126.6	98.6
Teslin	114.3	114.4	96.5
Watson Lake	118.2	122.0	96.5
Whitehorse	112.5	115.7	88.2

Notes: All prices are Canadian cents per litre, including all applicable taxes.  
 "N/A" indicates this information is not available for the reporting period.

Average prices for residential furnace oil in the Yukon range from 109.8¢ per litre in Haines Junction to 125.0¢ per litre in Mayo. The price of arctic stove oil varies from 114.4¢ per litre in Teslin to 126.6¢ per litre in Mayo. Carmacks, Dawson, Faro, and Mayo had the highest propane price at 98.6¢ per litre, while Whitehorse had the lowest at 88.2¢ per litre.

*Price discounts may apply to seniors, members of unions or service groups, or for quick payment. Ask your fuel supplier for details.*

### Average Residential Heating Fuel Prices February 27<sup>th</sup>, 2008



# 12

## Residential Heating Fuel Prices — Whitehorse

	Furnace Oil	Arctic Stove Oil	Propane (500-gallon tank cost)
27-Feb-08	112.5	115.7	88.2
13-Feb-08	109.3	112.4	88.2
30-Jan-08	109.6	112.4	88.2
16-Jan-08	112.9	116.3	86.1
2-Jan-08	112.6	115.8	83.5
19-Dec-07	113.4	116.6	82.0
5-Dec-07	112.6	115.8	78.9
21-Nov-07	109.2	112.1	77.3
7-Nov-07	103.8	107.0	77.3
24-Oct-07	101.2	104.4	73.8
10-Oct-07	98.3	102.0	73.8
26-Sep-07	98.3	101.7	73.8
12-Sep-07	99.6	102.8	72.2
29-Aug-07	97.4	101.1	72.2
15-Aug-07	97.6	101.1	72.4
1-Aug-07	98.8	102.5	71.7
18-Jul-07	95.1	98.8	70.9
4-Jul-07	95.9	99.6	70.4
20-Jun-07	96.4	100.0	70.4
6-Jun-07	95.1	98.4	70.4
23-May-07	98.1	101.2	70.4
9-May-07	96.5	99.6	70.4
25-Apr-07	98.8	102.3	70.4
11-Apr-07	100.7	103.6	68.8
28-Mar-07	97.3	100.4	68.8
14-Mar-07	98.6	101.8	68.8
28-Feb-07	96.2	99.1	68.8
14-Feb-07	96.5	99.6	68.8
January '07	98.0	101.1	67.0
December '06	92.6	95.9	65.4
November '06	87.6	91.0	65.4
October '06	87.0	90.4	66.3
September '06	92.5	95.9	66.3
August '06	105.4	108.7	68.4
July '06	99.7	103.1	70.0
June '06	97.8	101.2	67.7
May '06	95.5	98.9	67.7
April '06	95.6	99.5	73.2
March '06	88.2	92.0	65.2
February '06	91.0	95.1	65.2
January '06	94.3	98.4	63.1

# 13

## Residential Heating Fuel Prices — Carmacks

	Furnace Oil	Arctic Stove Oil	Propane (500-gallon tank cost)
27-Feb-08	114.3	117.4	98.6
13-Feb-08	114.3	117.4	98.6
30-Jan-08	117.4	120.6	98.6
16-Jan-08	117.4	120.6	94.3
2-Jan-08	117.4	120.6	94.3
19-Dec-07	117.4	120.6	94.3
5-Dec-07	117.4	120.6	92.2
21-Nov-07	111.1	114.3	89.0
7-Nov-07	102.6	105.8	89.0
24-Oct-07	102.6	105.8	89.0
10-Oct-07	102.6	105.8	89.0
26-Sep-07	102.6	105.8	89.0
12-Sep-07	102.6	105.8	85.8
29-Aug-07	102.6	105.8	85.8
15-Aug-07	102.6	105.8	N/A
1-Aug-07	102.6	105.8	84.9
18-Jul-07	102.6	105.8	84.9
4-Jul-07	102.6	105.8	83.8
20-Jun-07	102.6	105.8	83.8
6-Jun-07	102.6	105.8	83.8
23-May-07	101.5	104.7	83.8
9-May-07	101.5	104.7	83.8
25-Apr-07	101.5	104.7	83.8
11-Apr-07	101.5	104.7	81.5
28-Mar-07	101.5	104.7	81.5
14-Mar-07	101.5	104.7	81.5
28-Feb-07	101.5	104.7	81.5
14-Feb-07	101.5	104.7	81.5
January '07	102.6	110.4	78.1
December '06	96.2	100.5	76.8
November '06	90.9	95.2	76.8
October '06	91.7	96.0	76.6
September '06	96.9	101.2	76.6
August '06	108.4	112.7	77.3
July '06	101.3	105.6	77.3
June '06	99.5	104.4	76.8
May '06	101.3	105.6	75.1
April '06	99.7	104.0	73.2
March '06	95.2	99.5	73.2
February '06	96.0	100.3	73.2
January '06	98.8	104.5	73.2

# 14

## Residential Heating Fuel Prices — Dawson City

	Furnace Oil	Arctic Stove Oil	Propane (500-gallon tank cost)
27-Feb-08	118.1	120.5	98.6
13-Feb-08	116.8	120.5	98.6
30-Jan-08	121.3	122.1	98.6
16-Jan-08	116.3	120.0	94.3
2-Jan-08	116.3	120.0	94.3
19-Dec-07	116.3	120.0	94.3
5-Dec-07	116.3	120.0	92.2
21-Nov-07	117.2	120.9	91.2
7-Nov-07	112.9	116.7	91.2
24-Oct-07	114.0	117.7	91.2
10-Oct-07	114.0	117.7	91.2
26-Sep-07	114.0	117.7	91.2
12-Sep-07	114.0	117.7	87.9
29-Aug-07	114.0	117.7	87.9
15-Aug-07	114.0	117.7	n/a
1-Aug-07	114.0	117.7	87.9
18-Jul-07	114.0	117.7	87.9
4-Jul-07	115.1	117.7	86.8
20-Jun-07	114.0	117.7	86.8
6-Jun-07	114.0	117.7	86.8
23-May-07	113.5	117.2	86.8
9-May-07	113.5	117.2	86.8
25-Apr-07	113.5	117.2	86.8
11-Apr-07	113.5	117.2	83.6
28-Mar-07	112.4	116.1	83.6
14-Mar-07	112.4	116.1	83.6
28-Feb-07	111.4	115.1	83.6
14-Feb-07	111.4	115.1	83.6
January '07	110.6	113.8	80.3
December '06	105.5	109.3	79.0
November '06	102.3	106.6	79.0
October '06	103.5	107.8	78.7
September '06	112.5	116.8	78.7
August '06	119.0	122.7	79.5
July '06	111.3	115.6	79.5
June '06	111.3	115.6	77.4
May '06	108.1	112.4	76.3
April '06	110.4	114.8	75.3
March '06	106.3	110.6	75.3
February '06	109.2	113.5	75.3
January '06	111.3	115.6	75.3

# 15

## Residential Heating Fuel Prices — Faro

	Furnace Oil	Arctic Stove Oil	Propane (500-gallon tank cost)
27-Feb-08	114.6	117.8	98.6
13-Feb-08	114.6	116.7	98.6
30-Jan-08	117.7	120.8	98.6
16-Jan-08	117.7	120.8	94.3
2-Jan-08	117.7	120.8	94.3
19-Dec-07	117.7	120.8	94.3
5-Dec-07	117.7	120.8	92.2
21-Nov-07	112.1	114.5	91.2
7-Nov-07	102.8	106.0	91.2
24-Oct-07	102.8	106.0	91.2
10-Oct-07	102.8	106.0	91.2
26-Sep-07	102.8	106.0	91.2
12-Sep-07	102.8	106.0	87.9
29-Aug-07	102.8	106.0	87.9
15-Aug-07	102.8	106.0	N/A
1-Aug-07	102.8	106.0	87.9
18-Jul-07	102.8	106.0	87.9
4-Jul-07	102.8	106.0	86.8
20-Jun-07	102.8	106.0	86.8
6-Jun-07	102.8	106.0	86.8
23-May-07	101.8	104.9	86.8
9-May-07	101.8	104.9	86.8
25-Apr-07	101.8	104.9	86.8
11-Apr-07	101.8	104.9	83.6
28-Mar-07	101.8	104.9	83.6
14-Mar-07	101.8	104.9	83.6
28-Feb-07	101.8	104.9	83.6
14-Feb-07	101.8	104.9	83.6
January '07	103.2	107.1	80.3
December '06	101.8	100.7	79.0
November '06	101.8	95.4	79.0
October '06	97.2	96.2	78.7
September '06	97.2	101.4	78.7
August '06	108.6	112.9	79.5
July '06	101.5	105.8	79.5
June '06	101.5	105.8	77.4
May '06	101.5	105.8	75.3
April '06	99.9	104.2	73.2
March '06	95.5	99.7	73.2
February '06	96.2	100.5	73.2
January '06	100.5	104.8	73.2

# 16

## Residential Heating Fuel Prices — Haines Junction

	Furnace Oil	Arctic Stove Oil	Propane (500-gallon tank cost)
27-Feb-08	109.8	115.2	96.5
13-Feb-08	108.2	111.3	96.5
30-Jan-08	112.7	112.6	96.5
16-Jan-08	113.7	115.4	92.2
2-Jan-08	113.7	116.5	92.2
19-Dec-07	114.6	119.3	92.2
5-Dec-07	113.7	116.8	90.1
21-Nov-07	110.6	115.4	89.0
7-Nov-07	102.1	106.9	89.0
24-Oct-07	101.0	103.4	89.0
10-Oct-07	99.2	95.7	84.0
26-Sep-07	100.2	102.1	89.0
12-Sep-07	97.6	101.1	85.8
29-Aug-07	97.6	100.6	85.8
15-Aug-07	97.6	100.6	N/A
1-Aug-07	97.8	100.9	85.8
18-Jul-07	97.0	100.4	85.8
4-Jul-07	96.7	99.1	84.7
20-Jun-07	97.2	99.5	84.7
6-Jun-07	95.7	97.2	84.7
23-May-07	97.0	99.7	84.7
9-May-07	96.5	99.2	84.7
25-Apr-07	97.3	99.9	84.7
11-Apr-07	99.7	102.9	81.5
28-Mar-07	97.6	100.7	81.5
14-Mar-07	97.6	102.1	81.5
28-Feb-07	96.0	97.9	81.5
14-Feb-07	96.0	99.0	81.5
January '07	98.7	102.2	78.1
December '06	90.3	94.0	76.8
November '06	87.1	89.7	76.8
October '06	89.1	91.9	76.6
September '06	97.9	98.6	76.6
August '06	105.6	109.4	77.3
July '06	99.9	104.2	77.3
Jun '06	98.7	102.5	75.3
May '06	97.6	100.1	74.2
April '06	95.7	99.7	73.2
March '06	93.0	96.1	73.2
February '06	92.3	94.9	73.2
January '06	95.7	98.2	73.2

# 17

## Residential Heating Fuel Prices — Mayo

	Furnace Oil	Arctic Stove Oil	Propane (500-gallon tank cost)
27-Feb-08	125.0	126.6	98.6
13-Feb-08	123.8	125.4	98.6
30-Jan-08	127.8	128.2	98.6
16-Jan-08	127.8	128.2	94.3
2-Jan-08	127.8	128.2	94.3
19-Dec-07	127.8	128.2	94.3
5-Dec-07	127.8	123.8	92.2
21-Nov-07	121.5	120.6	91.2
7-Nov-07	113.0	116.4	91.2
24-Oct-07	113.0	116.4	91.2
10-Oct-07	113.0	113.7	91.2
26-Sep-07	115.3	115.0	91.2
12-Sep-07	113.7	114.0	87.9
29-Aug-07	113.7	115.0	87.9
15-Aug-07	113.2	115.0	N/A
1-Aug-07	114.3	115.0	87.9
18-Jul-07	114.3	115.0	87.9
4-Jul-07	114.3	115.0	86.8
20-Jun-07	113.0	113.7	86.8
6-Jun-07	112.9	114.0	86.8
23-May-07	111.5	112.6	86.8
9-May-07	111.5	112.6	86.8
25-Apr-07	111.6	113.2	86.8
11-Apr-07	111.4	112.4	83.6
28-Mar-07	111.4	112.4	83.6
14-Mar-07	111.1	112.2	83.6
28-Feb-07	111.5	112.6	83.6
14-Feb-07	111.5	112.6	83.6
January '07	110.8	112.1	80.3
December '06	105.4	106.9	79.0
November '06	103.6	105.0	79.0
October '06	106.5	107.9	78.7
September '06	112.1	113.5	78.7
August '06	118.7	120.4	79.5
July '06	112.8	114.2	79.5
June '06	110.9	112.3	77.4
May '06	110.9	112.3	76.3
April '06	109.2	110.9	75.3
March '06	109.5	110.9	75.3
February '06	110.1	111.5	75.3
January '06	112.5	113.9	75.3

# 18

## Residential Heating Fuel Prices — Teslin

	Furnace Oil	Arctic Stove Oil	Propane (500-gallon tank cost)
27-Feb-08	114.3	114.4	96.5
13-Feb-08	114.3	114.4	96.5
30-Jan-08	117.4	116.0	96.5
16-Jan-08	117.4	120.6	92.2
2-Jan-08	116.5	118.1	92.2
19-Dec-07	117.4	120.6	92.2
5-Dec-07	117.4	115.4	90.1
21-Nov-07	111.1	111.2	89.0
7-Nov-07	102.6	105.8	89.0
24-Oct-07	102.6	105.8	89.0
10-Oct-07	102.6	105.8	89.0
26-Sep-07	102.6	105.8	89.0
12-Sep-07	102.6	103.8	85.8
29-Aug-07	102.6	103.8	85.8
15-Aug-07	102.6	105.8	N/A
1-Aug-07	102.6	105.8	85.8
18-Jul-07	102.6	105.8	85.8
4-Jul-07	102.6	105.8	84.7
20-Jun-07	102.6	105.8	84.7
6-Jun-07	102.6	105.8	84.7
23-May-07	101.5	104.7	84.7
9-May-07	101.5	104.7	84.7
25-Apr-07	101.5	104.7	84.7
11-Apr-07	101.5	102.2	81.5
28-Mar-07	101.5	102.7	81.5
14-Mar-07	101.5	102.7	81.5
28-Feb-07	101.5	102.7	81.5
14-Feb-07	101.5	101.7	81.5
January '07	103.3	101.8	78.1
December '06	96.2	96.4	76.8
November '06	90.9	93.2	76.8
October '06	91.7	94.7	76.6
September '06	96.9	101.2	76.6
August '06	108.4	110.8	77.3
July '06	101.3	105.6	77.3
June '06	101.3	105.6	75.3
May '06	101.3	105.6	74.2
April '06	99.7	104.0	73.2
March '06	95.2	99.5	73.2
February '06	96.0	100.3	73.2
January '06	100.3	104.5	73.2

# 19

## Residential Heating Fuel Prices — Watson Lake

	Furnace Oil	Arctic Stove Oil	Propane (500-gallon tank cost)
27-Feb-08	118.2	122.0	96.5
13-Feb-08	112.8	116.6	96.5
30-Jan-08	113.9	117.7	96.5
16-Jan-08	115.2	119.4	92.2
2-Jan-08	116.2	120.0	92.2

19-Dec-07	118.7	122.5	92.2
5-Dec-07	117.1	120.9	90.1
21-Nov-07	111.8	116.2	89.0
7-Nov-07	102.8	106.0	89.0
24-Oct-07	102.0	106.3	89.0
10-Oct-07	100.8	104.7	89.0
26-Sep-07	100.8	104.7	89.0
12-Sep-07	100.9	104.7	85.8
29-Aug-07	99.7	102.8	85.8
15-Aug-07	99.3	102.4	N/A
1-Aug-07	100.6	103.7	85.8
18-Jul-07	98.5	102.4	85.8
4-Jul-07	98.5	102.0	84.7
20-Jun-07	99.3	102.6	84.7
6-Jun-07	97.9	101.2	84.7
23-May-07	98.5	101.8	84.7

	Furnace Oil	Arctic Stove Oil	Propane (500-gallon tank cost)
9-May-07	98.4	101.7	84.7
25-Apr-07	98.8	102.1	84.7
11-Apr-07	100.6	103.9	81.5
28-Mar-07	101.4	104.7	81.5
14-Mar-07	100.2	103.4	81.5
28-Feb-07	98.9	101.8	81.5
14-Feb-07	98.1	101.0	81.5

January '07	100.4	103.6	78.1
-------------	-------	-------	------

December '06	91.4	95.3	76.8
November '06	87.5	91.3	76.8
October '06	88.4	92.2	76.6
September '06	92.6	96.3	76.6
August '06	105.4	109.4	77.3
July '06	100.5	104.9	77.3
June '06	98.3	102.7	75.3
May '06	98.9	103.4	74.2
April '06	96.8	101.2	73.2
March '06	91.0	95.4	73.2
February '06	92.1	96.5	73.2
January '06	97.4	102.3	73.2

Information collected by The Yukon Bureau of Statistics  
for the Department of Economic Development.

Next release: March 27<sup>th</sup>, 2008