

## 1

### Retail Motor Fuel Prices in the Yukon

Average prices as of May 23<sup>rd</sup>, 2007

	Self-Serve		
	regular	premium	diesel
Whitehorse	116.5	121.2	107.5
Beaver Creek	131.0	133.9	124.0
Carcross	124.9	134.9	121.9
Carmacks	129.9	137.9	121.4
Dawson City	142.7	147.5	133.9
Destruction Bay	125.9	130.9	119.9
Faro	-	-	-
Haines Junction	125.7	134.6	119.4
Mayo	136.9	132.9	128.9
Pelly Crossing	129.9	-	124.9
Ross River	123.9	-	113.9
Tagish	118.4	125.8	114.4
Teslin	118.9	120.9	111.4
Watson Lake	126.2	132.2	115.2

	Full-Serve			
	regular	premium	diesel	propane
Whitehorse	117.1	124.9	112.4	80.9
Burwash Landing	126.9	-	126.9	-
Carmacks	-	-	-	94.0
Dawson City	-	-	-	97.9
Faro	139.9	146.9	133.9	83.0
Haines Junction	122.9	-	116.9	79.5
Mayo	129.9	-	123.4	92.3
Teslin	-	-	-	90.0
Watson Lake	N/A	-	120.9	89.9

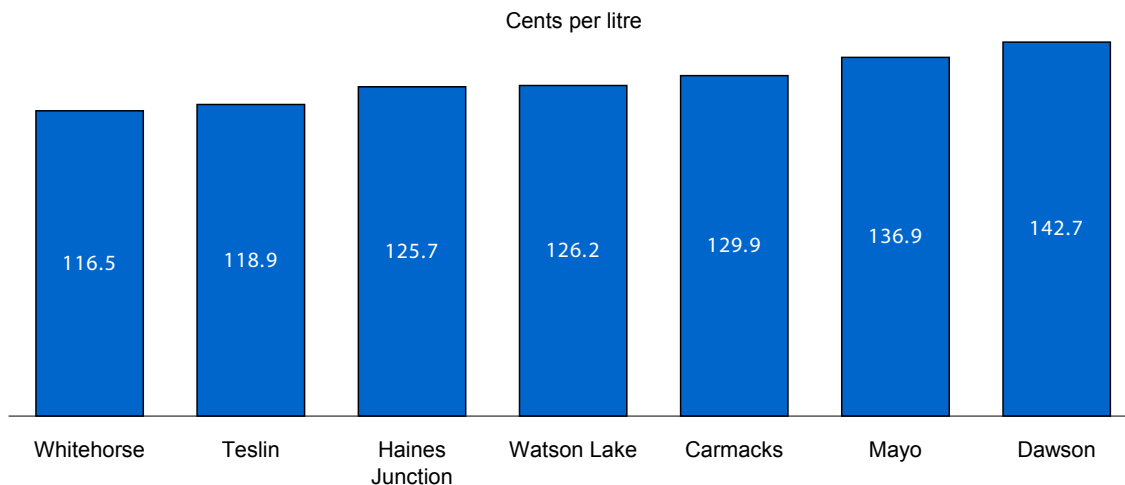
Note: All prices are Canadian cents per litre, including all applicable taxes.  
 “-” Indicates this service is not available in this community at this time.

Current average gasoline prices for regular self-serve in the Yukon range from 116.5¢ per litre in Whitehorse to 142.7¢ per litre in Dawson City. The price for premium self-serve ranges from 120.9¢ per litre in Teslin to 147.5¢ per litre in Dawson City. The lowest price for self-serve diesel is in Whitehorse—107.5¢ per litre.

For full-serve regular gasoline, the average price ranges from 117.1¢ per litre in Whitehorse to 139.9¢ per litre in Faro. The price for full-serve diesel ranges from 112.4¢ per litre in Whitehorse to 133.9¢ per litre in Faro. In Mayo and Haines Junction, full-serve regular fuel was cheaper than self-serve. Again in Mayo and Haines Junction the same was true for diesel.

Haines Junction has the lowest price for propane, at 79.5¢ per litre, while Dawson City has the highest, at 97.9¢ per litre.

### Average Retail Gasoline Prices Regular Self-Serve — May 23<sup>rd</sup>, 2007



# 2

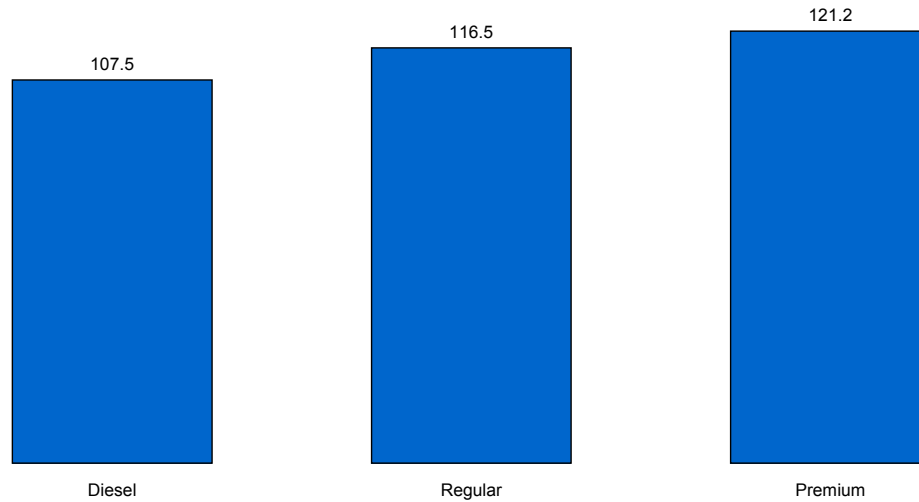
## Retail Motor Fuel Prices — Whitehorse

	Self-Serve				Full-Serve				
	regular	mid-grade	premium	diesel	regular	mid-grade	premium	diesel	propane
23-May-07	116.5		121.2	107.5	117.1	-	124.9	112.4	80.9
9-May-07	114.1		119.1	108.8	115.8	-	123.2	113.2	80.9
25-Apr-07	105.1	-	110.3	104.4	106.1	-	116.7	109.8	80.1
11-Apr-07	104.1	-	109.5	104.6	104.9	-	115.5	108.7	79.9
28-Mar-07	108.8	-	113.4	106.9	109.8	-	119.2	110.6	79.9
14-Mar-07	100.6	-	107.8	105.6	99.8	-	110.2	106.9	79.9
28-Feb-07	98.4	-	103.1	102.8	99.8	-	109.9	103.9	79.9
14-Feb-07	96.4	-	102.5	103.3	95.8	-	110.2	101.9	78.4
31-Jan-07	96.4	-	102.1	105.0	97.1	-	106.6	101.9	78.4
17-Jan-07	100.4	-	106.7	106.5	99.8	-	109.6	101.9	78.4
3-Jan-07	100.4	-	106.4	107.4	99.8	-	109.6	104.9	79.9
20-Dec-06	99.3	-	105.8	103.3	98.4	-	110.6	104.9	71.9
6-Dec-06	96.3	-	103.1	98.7	96.9	-	108.9	102.2	71.9
22-Nov-06	96.2	-	103.0	99.0	96.8	-	110.6	105.9	64.4
8-Nov-06	96.2	-	103.0	98.1	95.9	-	105.6	98.4	64.9
25-Oct-06	98.3	-	104.9	99.1	98.8	-	112.3	103.6	64.4
11-Oct-06	99.8	-	106.9	100.7	101.3	-	115.7	104.9	80.9
27-Sep-06	108.1	-	113.8	108.8	110.3	-	122.9	116.6	82.4
13-Sep-06	112.9	117.2	119.5	112.0	112.8	118.9	125.4	118.6	83.9
30-Aug-06	119.1	123.2	125.1	114.8	119.8	122.9	128.9	120.2	83.9
16-Aug-06	120.7	125.2	127.1	115.0	124.6	127.4	132.4	117.2	84.9
2-Aug-06	119.2	123.9	124.9	112.1	121.1	122.9	128.9	114.2	84.9
19-Jul-06	118.9	123.9	124.6	111.7	119.8	122.9	127.5	112.6	83.4
5-Jul-06	113.0	117.6	121	109.6	119.0	122.9	127.5	112.6	83.4
21-Jun-06	113.8	121.2	122.3	110.2	118.2	122.9	127.5	110.6	82.1
7-Jun-06	113.3	118.6	121.3	109.1	118.2	122.9	127.5	109.9	83.6
24-May-06	113.6	118.6	121.2	109.1	118.2	122.9	127.5	110.6	83.6
10-May-06	115.1	118.6	122.9	108.3	118.2	122.9	127.5	110.6	82.2
April '06	117.1	123.2	123.0	108.5	119.8	123.2	127.5	114.2	81.2
March '06	101.6	106.3	109.2	101.8	102.6	107.2	111.9	102.3	80.2
February '06	105.6	109.9	111.9	105.1	105.8	109.4	114.1	112.1	82.1
January '06	105.7	110.0	112.0	108.1	105.8	109.4	114.1	113.9	83.2
December '05	106.1	110.0	112.9	109.4	106.6	110.1	114.9	114.6	82.4
November '05	108.8	113.1	116.0	111.4	109.2	113.6	118.6	117.6	80.6
October '05	116.8	120.8	122.9	109.8	116.6	119.8	123.9	115.3	81.6
September '05	120.7	125.5	126.4	106.7	121.6	124.7	127.7	110.2	81.4
August '05	112.1	116.3	117.8	101.9	113.2	116.8	119.7	107.8	82.8
July '05	106.3	110.2	111.9	99.9	106.7	110.1	113.5	102.6	82.2
June '05	102.1	105.7	108.0	97.0	102.3	105.9	110.4	100.4	84.7
May '05	102.4	105.9	108.7	97.7	102.8	106.1	111.1	100.6	84.7
April '05	104.8	108.4	110.6	99.3	105.4	108.8	112.4	100.2	84.7
March '05	98.3	101.6	103.8	95.1	99.5	103.6	106.7	98.9	84.0
February '05	92.5	96.6	99.6	89.3	93.4	97.8	104.4	90.6	84.3
January '05	90.5	94.2	97.4	86.6	91.3	96.3	104.6	89.4	83.2
December '04	94.0	98.2	101.3	87.9	94.4	100.3	105.9	90.7	83.2
November '04	99.6	104.8	106.1	88.7	100.7	105.6	109.0	90.2	83.2
October '04	99.6	104.6	105.7	87.3	100.6	105.4	108.4	88.6	83.2
September '04	95.8	100.4	102.4	83.1	96.6	101.2	106.1	86.4	82.7
August '04	95.8	100.4	102.4	81.7	97.0	101.2	106.2	86.3	80.2
July '04	97.8	102.7	104.2	81.8	98.7	103.1	107.9	86.6	79.2
June '04	100.0	104.9	106.0	82.4	101.3	105.9	110.2	85.3	81.5
May '04	99.2	104.1	104.8	82.7	101.4	105.9	108.3	84.3	81.3
April '04	92.3	96.6	98.3	79.8	93.0	98.2	100.4	81.3	78.8
March '04	89.6	94.2	95.6	76.8	90.4	96.6	98.2	79.1	77.3
February '04	86.9	91.4	93.2	74.6	87.0	92.7	95.0	75.7	77.3
January '04	78.0	82.9	86.2	73.4	78.8	84.7	89.2	75.4	76.7

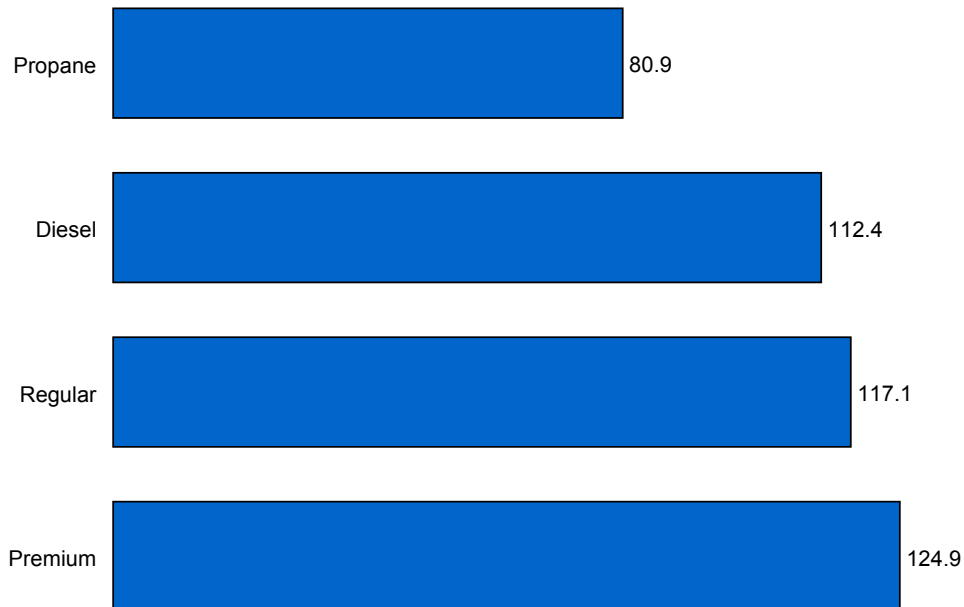
# 2

## Retail Motor Fuel Prices — Whitehorse

Average Self-Serve, as of May 23<sup>rd</sup>, 2007  
(cents per litre)



Average Full-Serve, as of May 23<sup>rd</sup>, 2007  
(cents per litre)



# 3

## Retail Motor Fuel Prices — Carmacks

	Self-Serve			Full-Serve
	regular	premium	diesel	propane
23-May-07	129.9	137.9	121.4	94.0
9-May-07	129.9	136.4	121.4	90.0
25-Apr-07	119.9	126.4	119.9	90.0
11-Apr-07	119.9	126.4	119.9	93.0
28-Mar-07	117.9	124.9	113.4	93.0
14-Mar-07	112.9	120.4	111.9	94.0
28-Feb-07	107.9	117.4	111.9	94.0
14-Feb-07	105.9	115.4	111.9	94.0
31-Jan-07	115.9	132.4	111.4	94.0
17-Jan-07	115.9	132.4	111.4	94.0
3-Jan-07	115.9	132.4	111.4	94.0
20-Dec-06	109.9	128.9	111.4	94.0
6-Dec-06	109.9	128.9	111.4	94.0
22-Nov-06	109.9	119.9	110.9	94.0
8-Nov-06	109.9	119.9	109.4	94.0
25-Oct-06	109.9	119.9	108.9	94.0
11-Oct-06	109.9	119.9	106.4	94.0
27-Sep-06	115.9	123.9	113.9	93.0
13-Sep-06	115.9	125.4	123.9	94.0
30-Aug-06	122.9	131.4	128.4	93.0
16-Aug-06	129.9	138.9	126.9	93.0
2-Aug-06	129.9	138.9	123.9	93.0
19-Jul-06	129.9	138.9	120.9	93.0
5-Jul-06	125.9	132.9	121.4	93.0
21-Jun-06	129.9	138.9	123.9	94.0
7-Jun-06	129.9	138.9	123.9	94.0
24-May-06	129.9	138.9	123.9	94.0
10-May-06	129.9	137.4	123.9	93.0
April '06	122.4	132.2	115.9	93.0
March '06	107.1	115.2	111.4	93.0
February '06	108.9	117.9	114.7	93.0
January '06	108.9	117.9	115.9	93.0
December '05	109.9	119.2	116.9	93.0
November '05	112.9	122.4	124.7	93.0
October '05	123.9	131.2	124.9	93.0
September '05	125.9	133.9	120.9	91.0
August '05	116.9	123.9	109.6	90.0
July '05	109.4	118.7	105.4	92.5
June'05	105.9	115.4	102.9	98.0
May '05	110.9	117.9	106.9	96.0
April '05	110.9	117.9	106.9	96.0
March '05	100.6	108.7	102.1	95.0
February '05	95.4	105.4	96.2	93.0
January '05	94.9	104.7	94.4	93.0
December '04	97.4	105.9	95.9	93.0
November '04	101.7	111.8	97.4	93.0
October '04	100.4	111.7	94.7	93.0
September '04	98.9	108.4	90.9	91.7
August '04	98.9	107.4	90.9	89.0
July '04	101.2	109.4	90.9	92.0
June '04	103.9	110.4	91.2	92.0
May '04	105.9	111.4	91.4	92.0
April '04	94.4	102.2	85.9	89.5
March '04	91.2	98.9	86.2	89.0
February '04	88.9	96.2	79.7	89.0
January '04	80.9	91.4	77.4	88.0

# 4

## Retail Motor Fuel Prices — Dawson City

	Self-Serve			Full-Serve		
	regular	premium	diesel	regular	diesel	propane
23-May-07	142.7	147.5	133.9	-	-	97.9
9-May-07	137.4	146.2	134.4	-	-	97.9
25-Apr-07	134.6	140.7	131.0	-	-	97.9
11-Apr-07	130.6	139.4	131.2	-	-	97.9
28-Mar-07	127.7	138.2	131.7	-	-	N/A
14-Mar-07	122.4	127.4	129.3	-	-	97.9
28-Feb-07	122.2	129.7	130.8	-	-	N/A
14-Feb-07	121.6	128.4	127.3	-	-	97.9
31-Jan-07	122.0	128.3	127.9	-	-	97.9
17-Jan-07	121.5	126.4	126.5	-	-	97.9
3-Jan-07	122.5	128.9	125.9	-	-	97.9
20-Dec-06	119.3	123.6	120.1	-	-	97.9
6-Dec-06	119.3	123.6	120.1	-	-	97.9
22-Nov-06	119.3	123.6	120.1	-	-	97.9
8-Nov-06	120.3	124.9	121.4	-	-	98.5
25-Oct-06	121.6	126.6	122.4	-	-	98.5
11-Oct-06	123.3	128.0	123.2	-	-	98.5
27-Sep-06	129.7	134.7	128.6	-	-	98.5
13-Sep-06	130.9	135.4	129.6	-	-	98.5
30-Aug-06	136.1	141.5	131.4	-	-	98.5
16-Aug-06	138.2	144.0	131.4	-	-	98.5
2-Aug-06	135.3	141.0	129.7	-	-	98.5
19-Jul-06	135.3	139.6	129.7	-	-	98.5
5-Jul-06	133.4	140.0	128.7	-	-	97.9
21-Jun-06	133.7	139.1	129.0	134.0	134.0	98.5
7-Jun-06	133.7	139.1	129.0	129.0	126.0	95.0
24-May-06	131.2	136.3	128.8	129.0	126.0	95.0
10-May-06	135.7	142.0	131.7	129.0	126.0	95.0
April '06	133.6	139.6	128.8	125.0	123.0	94.0
March '06	121.9	128.4	125.6	119.0	120.0	86.5
February '06	123.2	129.2	126.2	117.0	126.5	86.5
January '06	123.2	129.1	126.0	110.0	125.0	86.5
December '05	123.5	129.2	126.0	116.5	125.0	95.5
November '05	125.0	131.0	124.6	123.0	127.5	95.5
October '05	128.5	134.8	124.5	126.0	123.0	89.9
September '05	129.1	135.1	124.1	131.5	121.5	90.7
August '05	118.2	124.1	114.0	120.3	116.0	91.5
July '05	113.4	118.4	109.4	115.5	114.5	91.5
June '05	113.4	118.4	109.2	113.5	111.0	91.5
May '05	113.4	118.4	109.2	112.0	108.0	89.9
April '05	113.3	119.1	108.4	113.0	111.0	89.9
March '05	105.2	115.5	98.5	107.9	107.9	89.9
February '05	104.8	113.3	98.9	107.9	102.9	89.9
January '05	106.7	113.7	96.7	107.9	96.9	89.9
December '04	107.3	115.5	96.4	-	-	89.7
November '04	107.9	116.1	96.1	-	-	89.5
October '04	106.8	113.5	94.9	104.9	91.9	89.5
September '04	106.6	113.0	94.1	99.9	89.9	89.5
August '04	107.2	112.5	93.5	99.9	86.9	87.5
July '04	106.9	113.4	93.1	99.9	86.9	86.3
June '04	106.9	114.1	93.2	100.9	88.4	84.9
May '04	104.8	112.0	92.2	99.4	88.9	82.6
April '04	98.8	106.1	88.5	93.4	84.9	79.5
March '04	97.1	103.2	86.5	91.2	81.2	80.5
February '04	91.4	99.7	81.5	89.9	79.9	78.0
January '04	89.2	98.5	81.5	86.9	79.9	77.0

# 5

## Retail Motor Fuel Prices — Faro

	Full-Serve			
	regular	premium	diesel	propane
23-May-07	139.9	146.9	133.9	83.0
9-May-07	134.9	141.9	124.9	83.0
25-Apr-07	134.9	141.9	124.9	83.0
11-Apr-07	134.9	141.9	124.9	83.0
28-Mar-07	134.9	141.9	124.9	83.0
14-Mar-07	120.9	127.9	124.9	90.9
28-Feb-07	120.9	127.9	124.9	90.9
14-Feb-07	120.9	127.9	124.9	90.9
31-Jan-07	120.9	127.9	124.9	90.9
17-Jan-07	120.9	127.9	124.9	90.9
3-Jan-07	112.9	119.9	116.9	90.9
20-Dec-06	112.9	119.9	116.9	90.9
6-Dec-06	112.9	119.9	116.9	90.9
22-Nov-06	112.9	119.9	116.9	90.9
8-Nov-06	112.9	119.9	126.9	90.9
25-Oct-06	112.9	119.9	124.9	90.9
11-Oct-06	118.9	124.9	124.9	90.9
27-Sep-06	123.9	130.9	130.9	90.9
13-Sep-06	126.9	133.9	133.9	90.9
30-Aug-06	129.9	137.9	124.9	90.9
16-Aug-06	135.9	142.9	128.5	90.9
2-Aug-06	130.9	137.9	123.9	90.9
19-Jul-06	130.9	137.9	123.9	90.9
5-Jul-06	130.9	137.9	123.9	90.9
21-Jun-06	130.9	137.9	123.9	90.9
7-Jun-06	130.9	137.9	123.9	90.9
24-May-06	130.9	137.9	123.9	90.9
10-May-06	130.9	137.9	123.9	90.9
April '06	133.4	140.4	127.4	90.9
March '06	115.2	122.2	121.6	90.9
February '06	115.9	122.9	122.9	90.9
January '06	115.9	122.9	122.9	86.9
December '05	117.9	124.9	125.9	84.9
November '05	120.9	127.9	125.9	84.9
October '05	129.4	136.4	125.9	84.9
September '05	131.9	138.9	125.9	84.9
August '05	120.6	127.6	115.2	84.9
July '05	115.4	122.4	112.9	87.4
June '05	110.9	117.9	110.9	89.9
May '05	112.9	119.9	110.9	89.9
April '05	112.9	119.9	110.9	89.9
March '05	105.9	112.9	107.9	94.2
February '05	102.9	110.4	102.4	102.7
January '05	100.9	110.4	100.9	102.7
December '04	102.9	112.4	103.4	102.7
November '04	108.9	116.9	103.9	102.7
October '04	107.9	112.9	103.9	102.7
September '04	105.9	113.9	95.9	102.7
August '04	105.9	113.9	95.9	100.6
July '04	108.4	115.9	95.9	94.4
June '04	112.4	119.4	95.9	88.9
May '04	105.4	112.4	94.4	88.4
April '04	100.4	107.4	92.9	85.9
March '04	99.2	106.2	91.2	85.9
February '04	93.9	100.9	84.9	85.9
January '04	88.9	97.9	84.9	83.9

# 6

## Retail Motor Fuel Prices — Haines Junction

	Self-Serve			Full-Serve		
	regular	premium	diesel	regular	diesel	propane
23-May-07	125.7	134.6	119.4	122.9	116.9	79.5
9-May-07	122.7	132.6	118.2	116.9	116.9	79.5
25-Apr-07	119.9	129.6	117.9	116.9	116.9	79.5
11-Apr-07	118.7	127.9	117.9	111.9	113.9	79.5
28-Mar-07	109.0	116.9	109.0	111.9	111.9	79.5
14-Mar-07	107.3	114.9	109.6	105.9	108.9	79.5
28-Feb-07	106.0	113.9	107.5	105.9	115.9	79.5
14-Feb-07	107.3	114.9	109.6	105.9	115.9	79.5
31-Jan-07	107.3	114.9	111.9	105.9	115.9	79.5
17-Jan-07	106.0	113.9	111.0	105.9	115.9	79.5
3-Jan-07	106.0	113.9	111.0	N/A	N/A	N/A
20-Dec-06	106.0	113.9	108.0	105.9	105.9	79.5
6-Dec-06	106.0	113.9	106.0	105.9	105.9	79.5
22-Nov-06	106.0	113.9	106.0	105.9	105.9	79.5
8-Nov-06	106.0	113.9	106.0	105.9	105.9	79.5
25-Oct-06	107.7	115.9	109.7	105.9	105.9	79.5
11-Oct-06	106.0	113.9	106.0	N/A	N/A	N/A
27-Sep-06	115.3	122.9	116.9	114.9	114.9	79.5
13-Sep-06	118.5	125.3	118.9	114.9	114.9	79.5
30-Aug-06	126.9	134.6	119.4	126.9	116.9	79.5
16-Aug-06	127.2	134.6	119.4	126.9	116.9	79.5
2-Aug-06	122.4	130.3	115.7	121.9	115.9	79.5
19-Jul-06	121.2	127.4	114.2	121.9	115.9	79.5
5-Jul-06	121.2	129.2	115.7	117.9	112.9	79.5
21-Jun-06	119.9	127.4	114.2	117.9	112.9	79.5
7-Jun-06	120.9	127.4	114.4	117.9	112.9	79.5
24-May-06	115.4	128.4	115.9	117.9	112.9	79.5
10-May-06	122.0	129.4	114.9	119.9	112.9	79.5
April '06	120.7	127.7	115.7	116.9	111.4	79.5
March '06	107.9	115.4	111.9	105.9	105.9	79.5
February '06	110.4	116.9	110.4	110.9	109.4	79.5
January '06	110.9	116.9	110.9	110.9	107.9	79.5
December '05	113.9	120.9	117.9	110.9	107.9	79.5
November '05	118.7	125.9	119.7	115.9	112.9	79.5
October '05	123.4	131.4	116.4	119.9	112.9	79.5
September '05	123.2	130.9	115.9	120.9	111.4	79.7
August '05	112.8	120.4	105.2	110.6	103.9	86.5
July '05	107.7	114.6	102.3	105.9	101.4	86.5
June '05	104.2	111.6	103.6	103.9	99.4	86.5
May '05	105.3	112.3	101.3	102.9	98.9	86.5
April '05	105.4	112.4	101.4	103.9	99.9	86.5
March '05	100.4	107.6	96.7	97.9	94.2	84.5
February '05	98.9	106.15	93.4	95.9	90.9	80.5
January '05	98.4	105.9	91.9	94.9	88.9	80.5
December '04	99.2	106.7	92.9	96.4	88.9	80.5
November '04	100.9	107.65	92.9	99.9	88.9	80.5
October '04	99.2	107.0	93.2	99.9	87.9	81.2
September '04	98.2	105.2	87.2	96.9	83.9	81.9
August '04	98.2	105.2	86.6	96.9	81.9	81.9
July '04	99.6	106.2	86.0	96.9	81.9	81.9
June '04	100.7	106.9	85.4	-	-	-
May '04	98.6	104.4	85.3	-	-	-
April '04	93.2	99.2	83.2	-	-	-
March '04	90.8	96.2	80.4	-	-	-
February '04	86.2	91.9	77.9	-	-	-
January '04	81.9	88.9	77.9	-	-	-

# 7

## Retail Motor Fuel Prices — Mayo

	Self-Serve			Full-Serve			
	regular	premium	diesel	regular	premium	diesel	propane
23-May-07	136.9	132.9	128.9	129.9	-	123.4	92.3
9-May-07	128.9	132.9	120.9	126.4	-	126.9	92.3
25-Apr-07	128.9	132.9	120.9	118.0	-	122.9	N/A
11-Apr-07	128.9	132.9	120.9	119.5	-	122.9	92.3
28-Mar-07	120.9	132.9	120.9	117.4	-	122.9	92.3
14-Mar-07	120.9	132.9	120.9	117.4	-	122.9	92.3
28-Feb-07	120.9	132.9	120.9	113.9	-	122.9	92.3
14-Feb-07	120.9	132.9	120.9	113.9	-	122.9	92.3
31-Jan-07	120.9	132.9	127.9	113.9	-	122.9	92.3
17-Jan-07	120.9	132.9	127.9	113.9	-	120.4	92.3
3-Jan-07	120.9	132.9	127.9	117.4	-	120.4	92.3
20-Dec-06	112.9	132.9	115.9	113.9	-	120.4	92.3
6-Dec-06	112.9	132.9	115.9	115.9	-	120.4	92.3
22-Nov-06	112.9	132.9	115.9	115.9	-	120.4	92.3
8-Nov-06	112.9	132.9	115.9	115.9	-	120.4	92.3
25-Oct-06	117.9	132.9	121.9	117.9	-	122.9	92.3
11-Oct-06	117.9	132.9	121.9	117.9	-	122.9	92.3
27-Sep-06	121.9	132.9	125.9	134.9	-	128.9	92.3
13-Sep-06	129.9	132.9	129.9	134.9	-	128.9	92.3
30-Aug-06	129.9	132.9	129.9	134.9	-	128.9	92.3
16-Aug-06	129.9	132.9	129.9	134.9	-	127.9	N/A
2-Aug-06	124.9	132.9	124.9	132.4	-	128.9	93.2
19-Jul-06	124.9	132.9	124.9	132.4	-	127.4	93.2
5-Jul-06	124.9	132.9	124.9	124.4	-	127.4	93.2
21-Jun-06	124.9	132.9	124.9	124.4	-	127.4	93.2
7-Jun-06	124.9	132.9	124.9	124.4	-	127.4	93.2
24-May-06	124.9	132.9	124.9	124.4	-	127.4	92.3
10-May-06	124.9	132.9	124.9	124.4	-	127.4	92.3
April '06	119.9	132.9	123.4	119.9	-	127.4	92.3
March '06	112.2	132.9	121.9	115.4	-	127.4	92.3
February '06	110.9	132.9	121.9	115.4	-	127.4	92.3
January '06	116.9	132.9	125.9	115.4	-	127.4	92.3
December '05	122.9	132.9	127.4	115.4	-	127.4	92.3
November '05	124.9	132.9	129.9	124.9	-	129.9	87.0
October '05	127.9	135.9	121.9	130.4	-	124.4	87.0
September '05	124.4	132.4	117.4	127.9	-	120.7	87.0
August '05	114.6	122.6	107.9	114.2	-	106.2	85.7
July '05	111.5	119.5	105.5	109.9	-	99.4	87.0
June '05	111.9	119.9	105.9	109.9	-	99.4	90.0
May '05	110.9	119.9	103.9	109.9	-	99.4	90.0
April '05	109.9	119.9	105.9	109.9	-	99.4	90.0
March '05	99.9	109.9	98.9	102.9	-	92.1	90.0
February '05	99.4	109.9	96.9	102.9	-	88.9	90.0
January '05	100.9	109.9	94.9	102.9	-	88.9	90.0
December '04	102.9	109.9	94.9	102.9	-	88.9	90.0
November '04	105.9	112.9	94.9	102.9	-	88.9	90.0
October '04	105.9	112.9	94.9	102.9	107.9	88.9	90.0
September '04	102.9	109.9	89.9	102.9	107.9	88.9	88.6
August '04	102.9	109.9	89.9	102.9	107.9	88.9	85.7
July '04	102.9	109.9	89.9	102.9	107.9	88.9	83.2
June '04	102.9	109.9	89.9	102.9	107.9	88.9	83.2
May '04	99.9	106.9	88.9	102.2	107.9	88.9	-
April '04	91.4	97.4	84.9	92.9	97.9	80.9	-
March '04	89.9	94.9	81.9	91.4	97.2	80.9	-
February '04	83.9	94.9	79.9	86.9	92.9	78.9	-
January '04	83.9	94.9	79.9	86.9	92.9	78.9	-

## 8

## Retail Motor Fuel Prices — Teslin

	Self-Serve				Full-Serve
	regular	mid-grade	premium	diesel	propane
23-May-07	118.9	-	120.9	111.4	90.0
9-May-07	114.4	-	118.9	108.4	90.0
25-Apr-07	109.9	-	113.9	108.4	90.0
11-Apr-07	108.9	-	113.9	107.3	90.0
28-Mar-07	103.9	-	103.9	105.3	90.0
14-Mar-07	97.9	-	103.9	104.3	90.0
28-Feb-07	98.9	-	103.9	106.4	90.0
14-Feb-07	98.9	-	103.9	106.4	90.0
31-Jan-07	100.4	-	103.9	107.9	90.0
17-Jan-07	101.4	-	105.9	110.4	90.0
3-Jan-07	101.4	-	107.9	110.4	90.0
20-Dec-06	98.4	-	102.9	101.4	90.0
6-Dec-06	96.9	-	102.9	101.4	90.0
22-Nov-06	96.9	-	102.9	101.4	90.0
8-Nov-06	96.9	-	102.9	101.4	90.0
25-Oct-06	99.9	-	105.9	100.9	90.9
11-Oct-06	106.4	-	108.9	107.4	90.0
27-Sep-06	111.0	-	115.0	112.5	90.0
13-Sep-06	115.5	117.0	120.0	116.5	90.0
30-Aug-06	119.9	122.9	125.9	116.9	90.0
16-Aug-06	123.9	126.9	129.9	117.9	90.0
2-Aug-06	118.5	120.9	123.9	111.4	90.0
19-Jul-06	118.9	120.9	123.9	109.9	90.0
5-Jul-06	114.4	115.9	118.9	108.9	90.0
21-Jun-06	112.9	115.9	118.9	110.4	90.0
7-Jun-06	112.9	115.9	118.9	106.9	90.0
24-May-06	112.9	115.9	118.9	106.4	90.0
10-May-06	112.9	115.9	118.9	106.4	87.9
April '06	119.0	121.5	123.5	104.2	84.9
March '06	101.9	104.9	106.9	106.4	95.9
February '06	105.9	107.9	109.9	111.7	95.4
January '06	105.9	107.9	109.9	112.9	91.4
December '05	107.4	107.9	109.9	112.9	86.9
November '05	113.9	112.9	114.9	116.9	86.9
October '05	119.4	120.9	122.9	113.2	84.9
September '05	119.7	120.9	123.4	108.4	84.4
August '05	111.1	113.2	115.9	103.6	85.9
July '05	105.2	107.9	110.4	100.2	85.4
June '05	99.9	102.9	105.9	95.9	84.9
May '05	101.7	104.9	107.9	98.9	95.4
April '05	103.9	106.9	109.9	101.9	-
March '05	97.6	100.6	103.8	95.2	-
February '05	92.4	95.4	98.2	88.9	-
January '05	90.7	92.9	95.9	87.4	-
December '04	94.7	96.4	99.4	87.4	-
November '04	98.9	101.9	104.9	86.4	-
October '04	98.9	101.9	104.9	86.2	-
September '04	94.9	97.9	100.9	83.9	-
August '04	95.2	97.9	100.9	82.9	-
July '04	97.4	99.9	102.9	82.9	-
June '04	99.4	101.9	104.9	82.9	-
May '04	96.9	99.4	102.4	82.9	-
April '04	91.2	92.9	95.9	81.9	-
March '04	88.7	91.2	93.9	79.2	-
February '04	84.9	86.9	88.9	77.9	-
January '04	83.4	86.9	88.9	77.9	-

# 9

## Retail Motor Fuel Prices — Watson Lake

	Self-Serve			Full-Serve		
	regular	premium	diesel	regular	diesel	propane
23-May-07	126.2	132.2	115.2	N/A	120.9	89.9
9-May-07	120.4	126.4	115.9	N/A	120.9	89.9
25-Apr-07	116.6	122.6	115.9	119.9	120.9	89.9
11-Apr-07	112.6	119.9	113.9	119.9	120.9	89.9
28-Mar-07	109.9	117.2	110.6	116.9	113.9	89.9
14-Mar-07	109.9	117.2	110.6	116.9	113.9	89.9
28-Feb-07	109.9	117.2	110.6	116.9	113.9	89.9
14-Feb-07	109.9	117.9	112.4	116.9	113.9	89.9
31-Jan-07	109.9	117.9	110.6	116.9	117.9	89.9
17-Jan-07	109.9	117.9	111.9	116.9	117.9	89.9
3-Jan-07	109.9	119.9	116.9	116.9	117.9	89.9
20-Dec-06	109.9	118.6	106.2	116.9	117.9	89.9
6-Dec-06	109.9	118.2	106.9	116.9	117.9	89.9
22-Nov-06	109.9	118.2	106.9	116.9	117.9	89.9
8-Nov-06	109.9	119.2	106.9	116.9	117.9	89.9
25-Oct-06	109.9	119.6	106.9	116.9	117.9	89.9
11-Oct-06	116.9	124.2	113.9	116.9	117.9	89.9
27-Sep-06	121.9	128.2	117.4	128.9	121.9	89.9
13-Sep-06	124.9	130.2	119.4	128.9	121.9	89.9
30-Aug-06	124.9	131.2	119.4	128.9	121.9	89.9
16-Aug-06	125.9	132.2	119.4	128.9	121.9	89.9
2-Aug-06	126.2	131.9	119.4	128.9	121.9	89.9
19-Jul-06	122.7	127.9	116.9	128.9	121.9	89.9
5-Jul-06	124.2	129.7	117.9	128.9	117.9	89.9
21-Jun-06	119.9	125.7	114.9	120.9	117.9	89.9
7-Jun-06	119.9	125.6	113.6	N/A	N/A	89.9
24-May-06	119.9	125.6	113.6	120.9	117.9	89.9
10-May-06	119.9	125.7	114.2	120.9	117.9	89.9
April '06	117.3	124.1	115.3	118.9	117.9	89.9
March '06	109.6	118.2	113.2	112.9	117.9	89.9
February '06	109.6	118.2	115.6	112.9	117.9	89.9
January '06	109.6	118.2	115.6	112.9	117.9	89.9
December '05	109.9	119.6	117.8	112.9	117.9	89.9
November '05	114.9	121.9	119.3	117.9	121.4	88.9
October '05	117.7	122.5	114.8	122.4	117.9	87.6
September '05	117.8	122.1	110.6	126.9	110.9	87.6
August '05	111.7	117.1	107.0	112.2	107.2	85.2
July '05	106.9	112.9	101.0	106.9	100.9	85.2
June '05	101.8	110.3	98.9	101.9	98.9	85.2
May '05	104.8	112.3	99.7	105.9	99.9	84.8
April '05	105.0	110.9	99.7	105.9	99.9	84.4
March '05	100.6	105.6	97.3	99.9	98.1	84.4
February '05	99.9	104.9	92.6	99.9	93.6	84.4
January '05	99.9	104.9	90.9	99.9	90.1	84.4
December '04	99.9	104.9	90.9	99.9	90.1	84.4
November '04	99.6	104.6	90.0	99.9	90.1	84.7
October '04	98.8	104.0	88.4	99.9	90.0	85.1
September '04	96.8	103.4	87.1	98.9	84.9	84.5
August '04	96.7	104.7	84.6	98.9	84.9	82.1
July '04	96.7	105.0	84.4	98.9	84.9	80.6
June '04	97.4	104.5	85.0	98.9	84.9	80.6
May '04	96.7	101.7	85.0	98.9	84.9	80.4
April '04	90.9	96.2	80.2	90.9	79.9	77.4
March '04	89.9	94.9	79.3	90.6	79.2	78.1
February '04	88.9	93.9	77.2	89.9	77.9	79.0
January '04	88.9	93.9	76.7	89.9	77.9	79.0

# 10

## Retail Motor Fuel Prices — Other Yukon Communities

	Beaver Creek self-serve		
	regular	premium	diesel
23-May-07	131.0	133.9	124.0
9-May-07	128.0	130.9	124.0
25-Apr-07	127.9	130.9	124.4
11-Apr-07	125.8	125.9	124.4
28-Mar-07	125.8	120.9	121.9
14-Mar-07	123.3	120.9	120.4
28-Feb-07	123.3	120.9	120.4
14-Feb-07	123.3	120.9	120.4
31-Jan-07	123.3	120.9	123.9
17-Jan-07	123.3	120.9	123.9
3-Jan-07	123.3	120.9	123.9
20-Dec-06	120.3	120.9	121.8
6-Dec-06	120.3	120.9	120.3
22-Nov-06	120.3	120.9	120.3
8-Nov-06	120.3	120.9	120.3
25-Oct-06	120.3	120.9	120.3
11-Oct-06	124.3	120.9	120.4
27-Sep-06	127.3	126.9	123.4
13-Sep-06	127.3	126.9	123.4
30-Aug-06	133.3	138.9	124.4
16-Aug-06	130.5	138.9	124.0
2-Aug-06	127.4	134.9	122.9
19-Jul-06	127.4	134.9	122.9
5-Jul-06	125.9	131.9	122.9
21-Jun-06	125.9	131.9	122.9
7-Jun-06	125.9	131.9	121.9
24-May-06	122.5	120.9	122.5
10-May-06	125.9	131.0	120.9
Apr '06	124.4	131.0	119.9
Mar '06	118.0	119.2	118.0
Feb '06	124.5	120.9	125.0
Jan '06	124.8	120.9	123.5
Dec '05	124.0	120.9	123.5
Nov '05	127.0	128.9	124.0
Oct '05	129.4	129.9	122.2
Sept '05	125.8	127.9	120.2
August '05	113.8	120.9	111.1
July '05	108.8	116.4	107.3
June '05	106.9	113.4	105.8
May '05	108.4	113.9	105.7
April '05	109.9	113.9	107.2
March '05	104.8	108.2	98.9

	Burwash Landing full-serve	
	regular	diesel
23-May-07	126.9	126.9
9-May-07	116.9	116.9
25-Apr-07	N/A	N/A
11-Apr-07	N/A	N/A
28-Mar-07	N/A	N/A
14-Mar-07	N/A	N/A
28-Feb-07	N/A	N/A
14-Feb-07	106.9	109.9
31-Jan-07	106.9	109.9
17-Jan-07	106.9	109.9
3-Jan-07	106.9	109.9
20-Dec-06	106.9	109.9
6-Dec-06	106.9	109.9
22-Nov-06	106.9	109.9
8-Nov-06	106.9	109.9
25-Oct-06	109.5	111.9
11-Oct-06	109.5	111.9
27-Sep-06	114.9	115.9
13-Sep-06	126.0	119.0
30-Aug-06	N/A	N/A
16-Aug-06	129.9	119.9
2-Aug-06	N/A	N/A
19-Jul-06	N/A	N/A
5-Jul-06	N/A	N/A
21-Jun-06	122.9	N/A
7-Jun-06	122.0	N/A
24-May-06	N/A	N/A
10-May-06	N/A	N/A
Apr '06	N/A	N/A
Mar '06	N/A	N/A
Feb '06	N/A	N/A
Jan '06	N/A	N/A
Dec '05	N/A	N/A
Nov '05	N/A	N/A
Oct '05	N/A	N/A
Sept '05	119.9	119.9
August '05	113.9	113.9
July '05	108.9	108.9
June '05	108.9	108.9
May '05	107.9	108.9
April '05	107.9	107.9
March '05	99.9	84.9

# 10

## Retail Motor Fuel Prices — Other Yukon Communities

	Carcross self-serve		
	regular	premium	diesel
23-May-07	124.9	134.9	121.9
9-May-07	124.9	134.9	121.9
25-Apr-07	115.9	125.9	121.9
11-Apr-07	115.9	125.9	121.9
28-Mar-07	115.9	125.9	121.9
14-Mar-07	105.9	115.9	114.9
28-Feb-07	105.9	115.9	114.9
14-Feb-07	105.9	115.9	114.9
31-Jan-07	105.9	115.9	114.9
17-Jan-07	105.9	129.9	114.9
3-Jan-07	104.9	129.9	114.9
20-Dec-06	99.9	129.9	110.9
6-Dec-06	99.5	129.9	110.9
22-Nov-06	99.5	129.9	110.9
8-Nov-06	99.5	129.9	110.9
25-Oct-06	113.9	129.9	121.9
11-Oct-06	113.9	129.9	121.9
27-Sep-06	119.9	129.9	124.9
13-Sep-06	119.9	129.9	124.9
30-Aug-06	121.9	131.9	124.9
16-Aug-06	126.9	136.9	124.9
2-Aug-06	120.9	131.9	119.9
19-Jul-06	122.9	129.9	119.9
5-Jul-06	120.9	129.9	119.9
21-Jun-06	120.9	129.9	119.9
7-Jun-06	120.9	129.9	119.9
24-May-06	120.9	129.9	119.9
10-May-06	120.9	129.9	119.9
Apr '06	119.9	127.9	116.4
Mar '06	104.9	114.6	114.4
Feb '06	106.9	117.9	117.9
Jan '06	108.9	119.9	121.9
Dec '05	111.4	121.9	121.9
Nov '05	113.9	123.9	126.9
Oct '05	120.9	132.9	124.4
Sept '05	121.9	132.9	121.9
August '05	111.9	119.9	107.9
July '05	106.4	114.4	104.9
June '05	103.9	112.9	103.9
May '05	104.9	112.9	103.9
April '05	104.9	112.9	103.9
March '05	98.9	107.4	98.9

	Destruction Bay self-serve			full-serve
	regular	premium	diesel	propane
23-May-07	125.9	130.9	119.9	106.9
9-May-07	119.9	129.9	119.9	109.9
25-Apr-07	119.9	129.9	119.9	109.9
11-Apr-07	114.9	122.9	119.9	109.9
28-Mar-07	114.9	122.9	114.9	109.9
14-Mar-07	109.9	119.9	111.9	106.9
28-Feb-07	109.9	119.9	111.9	106.9
14-Feb-07	109.9	119.9	111.9	106.9
31-Jan-07	109.9	117.9	118.9	106.9
17-Jan-07	109.9	117.9	118.9	106.9
3-Jan-07	109.9	117.9	118.9	106.9
20-Dec-06	109.9	117.9	112.9	106.9
6-Dec-06	109.9	117.9	109.9	106.9
22-Nov-06	109.9	117.9	109.9	103.0
8-Nov-06	109.9	117.9	109.9	98.9
25-Oct-06	109.9	117.9	109.9	98.9
11-Oct-06	111.9	117.9	111.7	98.9
27-Sep-06	117.9	123.9	117.9	98.9
13-Sep-06	117.9	123.9	117.9	98.9
30-Aug-06	129.9	135.9	119.9	98.9
16-Aug-06	129.9	135.9	119.9	98.9
2-Aug-06	122.9	129.9	116.9	98.9
19-Jul-06	122.9	128.9	116.9	98.9
5-Jul-06	122.9	128.9	116.9	98.9
21-Jun-06	122.9	128.9	116.9	98.9
7-Jun-06	122.9	128.9	114.9	98.9
24-May-06	122.9	128.9	112.9	98.9
10-May-06	122.9	128.9	112.9	89.9
Apr '06	122.9	128.9	112.9	89.9
Mar '06	108.9	119.9	108.9	89.9
Feb '06	112.9	118.9	113.9	89.9
Jan '06	112.9	118.9	113.9	89.9
Dec '05	112.9	118.9	113.9	89.9
Nov '05	119.9	125.9	115.9	89.9
Oct '05	124.9	129.9	112.9	89.9
Sept '05	122.9	127.9	110.4	89.9
August '05	115.9	120.9	105.9	89.9
July '05	109.9	115.4	103.9	91.5
June '05	108.9	116.9	104.9	93.0
May '05	112.9	122.9	110.9	-
April '05	112.9	122.9	110.9	-
March '05	104.6	114.6	106.9	-

# 10

## Retail Motor Fuel Prices — Other Yukon Communities

	Pelly Crossing self-serve		Ross River self-serve		Tagish self-serve			full-serve
	regular	diesel	regular	diesel	regular	premium	diesel	propane
23-May-07	129.9	124.9	123.9	113.9	118.4	125.8	114.4	85.0
9-May-07	129.9	124.9	123.9	113.9	112.4	118.8	114.4	85.0
25-Apr-07	119.9	124.9	119.9	124.9	112.4	118.8	114.4	85.0
11-Apr-07	119.9	124.9	119.9	124.9	110.4	114.8	111.4	85.0
28-Mar-07	116.9	124.9	119.9	124.9	109.4	112.8	111.4	85.0
14-Mar-07	105.9	124.9	119.9	124.9	105.4	104.8	110.4	85.0
28-Feb-07	105.9	124.9	119.9	124.9	105.4	104.8	110.4	85.0
14-Feb-07	111.9	124.9	119.9	124.9	103.4	104.8	109.9	85.0
31-Jan-07	116.9	129.9	119.9	124.9	105.4	104.8	112.4	85.0
17-Jan-07	116.9	129.9	119.9	124.9	105.4	104.8	112.4	85.0
3-Jan-07	116.9	129.9	119.9	124.9	104.9	104.8	116.4	85.0
20-Dec-06	111.9	113.9	119.9	124.9	109.9	N/A	114.9	N/A
6-Dec-06	111.9	113.9	119.9	124.9	104.9	104.8	107.4	85.0
22-Nov-06	111.9	113.9	119.9	124.9	104.9	104.8	107.4	85.0
8-Nov-06	111.9	113.9	119.9	124.9	104.9	106.8	109.4	85.0
25-Oct-06	111.9	113.9	119.9	124.9	104.9	106.8	109.4	85.0
11-Oct-06	111.9	113.9	119.9	124.9	105.4	109.8	109.3	85.0
27-Sep-06	117.9	117.9	129.9	129.9	110.4	116.8	112.4	85.0
13-Sep-06	117.9	122.9	129.9	129.9	117.9	126.8	114.9	85.0
30-Aug-06	124.9	124.9	129.9	129.9	123.4	118.4	-	-
16-Aug-06	129.9	129.9	129.9	129.9	122.9	117.9	-	-
2-Aug-06	129.9	124.9	136.9	121.9	120.9	113.9	-	-
19-Jul-06	129.9	124.9	136.9	121.9	123.4	113.9	-	-
5-Jul-06	129.9	124.9	127.9	121.9	118.4	112.4	-	-
21-Jun-06	124.9	119.9	127.9	121.9	118.4	112.4	-	-
7-Jun-06	124.9	119.9	127.9	121.9	118.4	110.4	-	-
24-May-06	112.9	119.9	121.9	123.9	118.9	111.0	-	-
10-May-06	124.9	119.9	121.9	123.9	115.9	114.9	-	-
Apr '06	124.9	119.9	115.9	119.9	108.9	110.5	-	-
Mar '06	109.6	117.2	115.9	119.9	102.6	109.3	-	-
Feb '06	112.9	119.9	115.9	119.9	107.9	113.0	-	-
Jan '06	112.9	119.9	115.9	122.9	108.4	114.9	-	-
Dec '05	115.9	122.9	115.9	125.9	108.4	114.9	-	-
Nov '05	119.9	126.8	115.9	122.9	114.9	114.9	-	-
Oct '05	125.9	117.9	127.4	124.4	119.4	109.9	-	-
Sept '05	123.4	114.9	132.9	128.9	118.9	109.9	-	-
August '05	113.9	107.9	122.2	120.9	110.6	103.9	-	-
July '05	109.4	104.9	113.9	112.9	105.4	94.9	-	-
June '05	107.9	103.9	113.9	112.9	99.9	94.9	-	-
May '05	108.4	102.4	113.9	112.9	102.9	94.9	-	-
April '05	106.9	100.9	113.9	112.9	102.9	94.9	-	-
March '05	98.9	94.9	103.9	102.9	N/A	N/A	-	-

## Residential Fuel Prices in the Yukon

Average prices as of May 23<sup>rd</sup>, 2007

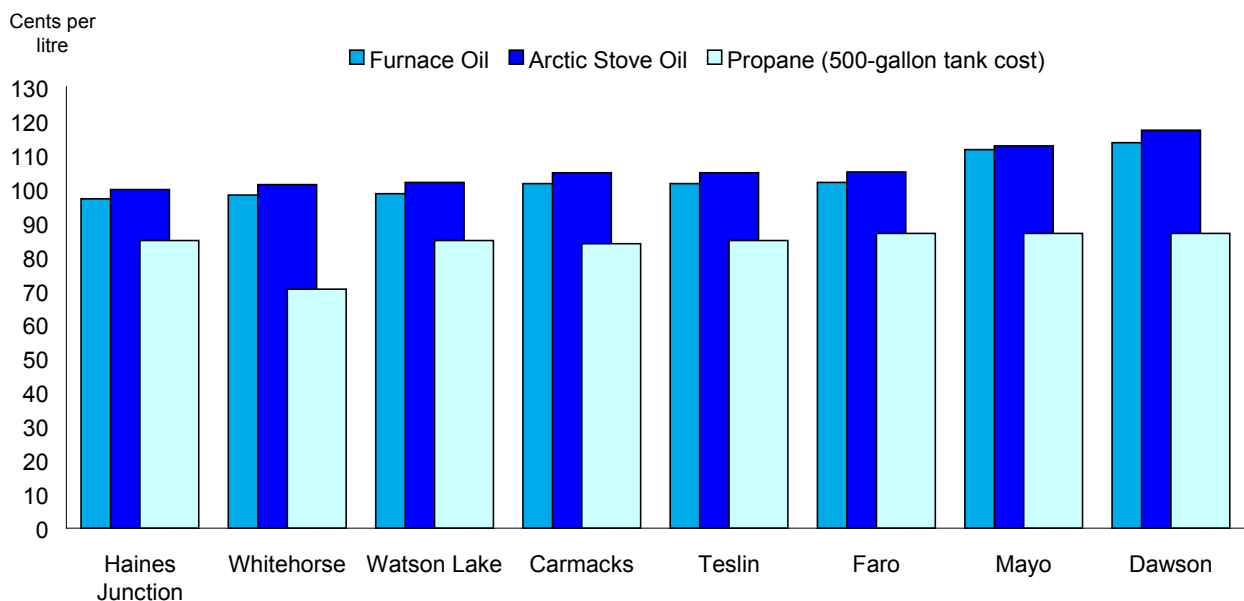
	Residential Heating Fuels		
	Furnace Oil	Arctic Stove Oil	Propane (500-gallon tank cost)
Carmacks	101.5	104.7	83.8
Dawson	113.5	117.2	86.8
Faro	101.8	104.9	86.8
Haines Junction	97.0	99.7	84.7
Mayo	111.5	112.6	86.8
Teslin	101.5	104.7	84.7
Watson Lake	98.5	101.8	84.7
Whitehorse	98.1	101.2	70.4

Notes: All prices are Canadian cents per litre, including all applicable taxes.  
 "-" Figure not available at time of survey.

Average prices for residential furnace oil in the Yukon range from 97.0¢ per litre in Haines Junction to 113.5¢ per litre in Dawson. The price of arctic stove oil varies from 99.7¢ per litre in Haines Junction to 117.2¢ per litre in Dawson. Dawson, Faro and Mayo had the highest propane price at 86.8¢ per litre, while Whitehorse had the lowest at 70.4¢ per litre.

*Price discounts may apply to seniors, members of unions or service groups, or for quick payment. Ask your fuel supplier for details.*

### Average Residential Heating Fuel Prices May 23<sup>rd</sup>, 2007



	Furnace Oil	Arctic Stove Oil	Propane (500-gallon tank cost)
23-May-07	98.1	101.2	70.4
9-May-07	96.5	99.6	70.4
25-Apr-07	98.8	102.3	70.4
11-Apr-07	100.7	103.6	68.8
28-Mar-07	97.3	100.4	68.8
14-Mar-07	98.6	101.8	68.8
28-Feb-07	96.2	99.1	68.8
14-Feb-07	96.5	99.6	68.8
31-Jan-07	93.4	96.3	66.7
17-Jan-07	99.6	102.8	68.8
3-Jan-07	100.9	104.1	65.4
20-Dec-06	98.3	101.5	65.4
6-Dec-06	86.8	90.2	65.4
22-Nov-06	87.3	90.5	65.4
8-Nov-06	87.9	91.4	65.4
25-Oct-06	87.3	90.8	66.3
11-Oct-06	86.6	90.0	66.3
27-Sep-06	87.2	90.8	66.3
13-Sep-06	97.8	100.9	66.3
30-Aug-06	105.9	109.4	68.0
16-Aug-06	108.0	111.5	68.6
2-Aug-06	102.2	105.2	68.6
19-Jul-06	99.8	103.2	70.0
5-Jul-06	99.5	103.0	70.0
21-Jun-06	97.6	101.1	68.6
7-Jun-06	97.9	101.2	66.8
24-May-06	95.5	98.9	68.5
10-May-06	95.4	98.9	66.8
April '06	95.6	99.5	73.2
March '06	88.2	92.0	65.2
February '06	91.0	95.1	65.2
January '06	94.3	98.4	63.1
December '05	96.1	100.1	61.2
November '05	103.6	107.2	59.8
October '05	104.3	107.9	59.8
September '05	96.0	99.6	61.7
August '05	88.4	91.7	61.1
July '05	85.8	87.8	60.9
June '05	83.2	84.9	63.4
May '05	83.0	85.3	71.6
April '05	84.6	86.9	73.8
March '05	84.6	86.8	73.5
February '05	83.8	85.3	72.8
January '05	76.7	78.9	72.8
December '04	79.6	82.0	78.1
November '04	81.4	83.7	78.1
October '04	80.6	82.6	72.9
September '04	74.2	76.2	69.7
August '04	72.6	74.4	74.0
July '04	71.1	72.8	69.8
June '04	71.2	72.9	74.0
May '04	70.8	72.3	74.0
April '04	68.7	70.2	73.0
March '04	67.9	69.3	71.9
February '04	65.0	66.5	71.9
January '04	64.1	65.5	70.9

# 13

## Residential Heating Fuel Prices — Carmacks

	Furnace Oil	Arctic Stove Oil	Propane (500-gallon tank cost)
23-May-07	101.5	104.7	83.8
9-May-07	101.5	104.7	83.8
25-Apr-07	101.5	104.7	83.8
11-Apr-07	101.5	104.7	81.5
28-Mar-07	101.5	104.7	81.5
14-Mar-07	101.5	104.7	81.5
28-Feb-07	101.5	104.7	81.5
14-Feb-07	101.5	104.7	81.5
31-Jan-07	101.5	105.8	79.4
17-Jan-07	104.7	119.6	N/A
3-Jan-07	101.5	105.8	76.8
20-Dec-06	101.5	105.8	76.8
6-Dec-06	90.9	95.2	76.8
22-Nov-06	90.9	95.2	76.8
8-Nov-06	90.9	95.2	76.8
25-Oct-06	90.9	95.2	76.6
11-Oct-06	92.4	96.7	76.6
27-Sep-06	92.4	96.7	76.6
13-Sep-06	101.4	105.7	76.6
30-Aug-06	112.0	116.3	77.3
16-Aug-06	112.0	116.3	77.3
2-Aug-06	101.3	105.6	77.3
19-Jul-06	101.3	105.6	77.3
5-Jul-06	101.3	105.6	77.3
21-Jun-06	101.3	105.6	77.3
7-Jun-06	101.3	105.6	73.2
24-May-06	101.3	105.6	75.1
10-May-06	101.3	105.6	N/A
April '06	99.7	104.0	73.2
March '06	95.2	99.5	73.2
February '06	96.0	100.3	73.2
January '06	98.8	104.5	73.2
December '05	97.3	103.0	71.1
November '05	109.9	114.2	58.7
October '05	110.4	114.7	58.7
September '05	101.4	104.6	58.7
August '05	90.0	93.5	58.7
July '05	88.7	90.8	58.7
June '05	88.7	90.8	62.5
May '05	88.7	90.8	72.7
April '05	88.7	90.8	73.8
March '05	87.6	89.7	73.5
February '05	83.4	85.5	72.8
January '05	82.3	84.5	72.8
December '04	83.4	85.5	78.1
November '04	83.8	85.9	78.1
October '04	83.8	85.9	74.0
September '04	77.4	79.5	71.9
August '04	74.6	75.6	76.2
July '04	71.4	72.4	71.7
June '04	71.4	72.4	77.0
May '04	71.4	72.4	77.0
April '04	71.4	72.4	74.9
March '04	70.7	71.7	73.8
February '04	67.1	68.2	73.8
January '04	67.1	68.2	72.8

# 14

## Residential Heating Fuel Prices — Dawson City

	Furnace Oil	Arctic Stove Oil	Propane (500-gallon tank cost)
23-May-07	113.5	117.2	86.8
9-May-07	113.5	117.2	86.8
25-Apr-07	113.5	117.2	86.8
11-Apr-07	113.5	117.2	83.6
28-Mar-07	112.4	116.1	83.6
14-Mar-07	112.4	116.1	83.6
28-Feb-07	111.4	115.1	83.6
14-Feb-07	111.4	115.1	83.6
31-Jan-07	112.9	115.6	81.5
17-Jan-07	111.2	113.8	N/A
3-Jan-07	107.6	111.9	79.0
20-Dec-06	107.6	111.9	79.0
6-Dec-06	103.4	106.6	79.0
22-Nov-06	102.3	106.6	79.0
8-Nov-06	102.3	106.6	79.0
25-Oct-06	102.3	106.6	78.7
11-Oct-06	104.7	108.9	78.7
27-Sep-06	108.9	113.2	78.7
13-Sep-06	116.1	120.3	78.7
30-Aug-06	123.6	126.3	79.5
16-Aug-06	122.0	126.3	79.5
2-Aug-06	111.3	115.6	79.5
19-Jul-06	111.3	115.6	79.5
5-Jul-06	111.3	115.6	79.5
21-Jun-06	111.3	115.6	79.5
7-Jun-06	111.3	115.6	75.3
24-May-06	108.1	112.4	77.3
10-May-06	108.1	112.4	75.3
April '06	110.4	114.8	75.3
March '06	106.3	110.6	75.3
February '06	109.2	113.5	75.3
January '06	111.3	115.6	75.3
December '05	111.3	115.6	73.2
November '05	114.3	118.5	63.0
October '05	111.6	115.9	63.0
September '05	102.8	107.0	64.1
August '05	91.8	95.0	63.7
July '05	88.0	90.1	63.0
June '05	89.1	91.2	65.2
May '05	90.1	92.2	74.9
April '05	90.4	92.2	74.9
March '05	88.5	90.6	74.5
February '05	83.2	84.8	73.8
January '05	82.4	84.2	73.8
December '04	82.4	84.5	79.2
November '04	82.4	84.5	79.2
October '04	80.8	82.9	76.6
September '04	76.8	79.0	76.2
August '04	72.2	73.3	80.5
July '04	70.6	71.7	76.0
June '04	70.6	71.7	81.3
May '04	70.6	71.7	81.3
April '04	70.6	71.7	79.2
March '04	70.1	71.2	78.1
February '04	65.3	66.3	78.1
January '04	65.3	66.3	77.1

# 15

## Residential Heating Fuel Prices — Faro

	Furnace Oil	Arctic Stove Oil	Propane (500-gallon tank cost)
23-May-07	101.8	104.9	86.8
9-May-07	101.8	104.9	86.8
25-Apr-07	101.8	104.9	86.8
11-Apr-07	101.8	104.9	83.6
28-Mar-07	101.8	104.9	83.6
14-Mar-07	101.8	104.9	83.6
28-Feb-07	101.8	104.9	83.6
14-Feb-07	101.8	104.9	83.6
31-Jan-07	102.8	106.0	81.5
17-Jan-07	104.9	109.2	N/A
3-Jan-07	101.8	106.0	79.0
20-Dec-06	101.8	106.0	79.0
6-Dec-06	101.8	95.4	79.0
22-Nov-06	101.8	95.4	79.0
8-Nov-06	101.8	95.4	79.0
25-Oct-06	101.8	95.4	78.7
11-Oct-06	92.6	96.9	78.7
27-Sep-06	92.6	96.9	78.7
13-Sep-06	101.7	105.9	78.7
30-Aug-06	112.2	116.5	79.5
16-Aug-06	112.2	116.5	79.5
2-Aug-06	101.5	105.8	79.5
19-Jul-06	101.5	105.8	79.5
5-Jul-06	101.5	105.8	79.5
21-Jun-06	101.5	105.8	79.5
7-Jun-06	101.5	105.8	75.3
24-May-06	101.5	105.8	77.3
10-May-06	101.5	105.8	73.2
April '06	99.9	104.2	73.2
March '06	95.5	99.7	73.2
February '06	96.2	100.5	73.2
January '06	100.5	104.8	73.2
December '05	100.5	104.8	71.1
November '05	110.1	114.4	60.9
October '05	110.7	114.9	60.9
September '05	100.5	104.8	64.1
August '05	90.8	95.1	64.1
July '05	88.7	90.8	63.0
June '05	88.7	90.8	65.2
May '05	88.7	90.8	74.9
April '05	88.7	90.8	74.9
March '05	87.6	89.7	74.5
February '05	83.4	85.5	73.8
January '05	82.3	84.5	73.8
December '04	83.4	85.5	79.2
November '04	84.0	86.1	79.2
October '04	84.0	86.1	76.6
September '04	77.6	79.7	76.2
August '04	74.8	75.9	80.5
July '04	71.6	72.7	73.8
June '04	71.6	72.7	79.2
May '04	71.6	72.7	79.2
April '04	71.6	72.7	77.1
March '04	70.9	72.0	76.0
February '04	67.3	68.4	76.0
January '04	67.3	68.4	74.9

# 16

## Residential Heating Fuel Prices — Haines Junction

	Furnace Oil	Arctic Stove Oil	Propane (500-gallon tank cost)
23-May-07	97.0	99.7	84.7
9-May-07	96.5	99.2	84.7
25-Apr-07	97.3	99.9	84.7
11-Apr-07	99.7	102.9	81.5
28-Mar-07	97.6	100.7	81.5
14-Mar-07	97.6	102.1	81.5
28-Feb-07	96.0	97.9	81.5
14-Feb-07	96.0	99.0	81.5
31-Jan-07	96.0	96.5	79.4
17-Jan-07	100.4	103.0	N/A
3-Jan-07	99.6	107.1	76.8
20-Dec-06	95.4	100.0	76.8
6-Dec-06	85.1	88.0	76.8
22-Nov-06	86.9	89.2	76.8
8-Nov-06	87.2	90.2	76.8
25-Oct-06	87.7	90.5	76.6
11-Oct-06	90.5	93.3	76.6
27-Sep-06	95.6	95.8	76.6
13-Sep-06	100.1	101.4	76.6
30-Aug-06	106.7	108.6	77.3
16-Aug-06	109.4	113.2	77.3
2-Aug-06	100.8	106.3	77.3
19-Jul-06	100.5	104.8	77.3
5-Jul-06	99.2	103.6	77.3
21-Jun-06	98.7	102.9	77.3
7-Jun-06	98.7	102.1	73.2
24-May-06	98.4	101.4	75.1
10-May-06	96.8	98.8	73.2
April '06	95.7	99.7	73.2
March '06	93.0	96.1	73.2
February '06	92.3	94.9	73.2
January '06	95.7	98.2	73.2
December '05	97.5	100.7	71.1
November '05	105.2	107.6	58.7
October '05	107.9	111.7	58.7
September '05	97.6	100.9	62.0
August '05	88.1	92.2	60.9
July '05	88.2	89.6	58.7
June '05	85.1	86.3	62.5
May '05	82.5	83.9	72.7
April '05	84.8	86.7	73.8
March '05	84.6	88.1	73.5
February '05	83.4	85.9	72.8
January '05	78.2	80.6	72.8
December '04	80.9	83.6	78.1
November '04	82.3	84.3	78.1
October '04	81.7	83.5	74.0
September '04	76.3	78.8	71.9
August '04	74.1	76.3	76.2
July '04	68.9	72.3	71.7
June '04	68.4	72.4	77.0
May '04	69.4	73.7	77.0
April '04	70.3	71.6	74.9
March '04	69.9	71.3	73.8
February '04	68.4	70.2	73.8
January '04	67.1	69.0	72.8

# 17

## Residential Heating Fuel Prices — Mayo

	Furnace Oil	Arctic Stove Oil	Propane (500-gallon tank cost)
23-May-07	111.5	112.6	86.8
9-May-07	111.5	112.6	86.8
25-Apr-07	111.6	113.2	86.8
11-Apr-07	111.4	112.4	83.6
28-Mar-07	111.4	112.4	83.6
14-Mar-07	111.1	112.2	83.6
28-Feb-07	111.5	112.6	83.6
14-Feb-07	111.5	112.6	83.6
31-Jan-07	110.5	111.5	81.5
17-Jan-07	111.5	112.9	N/A
3-Jan-07	110.4	111.8	79.0
20-Dec-06	106.4	107.8	79.0
6-Dec-06	104.4	105.9	79.0
22-Nov-06	104.4	105.9	79.0
8-Nov-06	102.7	104.1	79.0
25-Oct-06	106.2	107.6	78.7
11-Oct-06	106.7	108.1	78.7
27-Sep-06	109.5	110.9	78.7
13-Sep-06	114.7	116.1	78.7
30-Aug-06	119.3	120.7	79.5
16-Aug-06	121.7	123.9	79.5
2-Aug-06	115.0	116.5	79.5
19-Jul-06	114.0	115.4	79.5
5-Jul-06	111.6	113.0	79.5
21-Jun-06	110.9	112.3	79.5
7-Jun-06	110.9	112.3	75.3
24-May-06	110.9	112.3	77.3
10-May-06	110.9	112.3	75.3
April '06	109.2	110.9	75.3
March '06	109.5	110.9	75.3
February '06	110.1	111.5	75.3
January '06	112.5	113.9	75.3
December '05	112.5	114.2	73.2
November '05	119.3	120.7	63.0
October '05	110.2	112.1	63.0
September '05	102.0	103.3	65.2
August '05	91.4	92.6	64.4
July '05	90.4	91.5	60.9
June '05	90.4	91.8	64.2
May '05	88.8	89.5	74.9
April '05	88.1	88.8	74.9
March '05	85.0	85.7	74.5
February '05	83.1	83.8	73.8
January '05	81.0	81.7	73.8
December '04	80.4	81.1	79.2
November '04	79.9	80.8	79.2
October '04	78.7	79.7	76.6
September '04	75.5	76.3	76.2
August '04	73.3	73.7	80.5
July '04	72.2	72.6	71.7
June '04	73.8	74.1	77.0
May '04	71.4	71.9	77.0
April '04	68.7	69.0	74.9
March '04	67.7	68.1	73.8
February '04	66.5	67.0	73.8
January '04	65.5	66.6	72.8

	Furnace Oil	Arctic Stove Oil	Propane (500-gallon tank cost)
23-May-07	101.5	104.7	84.7
9-May-07	101.5	104.7	84.7
25-Apr-07	101.5	104.7	84.7
11-Apr-07	101.5	102.2	81.5
28-Mar-07	101.5	102.7	81.5
14-Mar-07	101.5	102.7	81.5
28-Feb-07	101.5	102.7	81.5
14-Feb-07	101.5	101.7	81.5
31-Jan-07	102.6	101.1	79.4
17-Jan-07	105.9	104.9	N/A
3-Jan-07	101.5	99.5	76.8
20-Dec-06	101.5	99.5	76.8
6-Dec-06	90.9	93.2	76.8
22-Nov-06	90.9	93.2	76.8
8-Nov-06	90.9	93.2	76.8
25-Oct-06	90.9	92.6	76.6
11-Oct-06	92.4	96.7	76.6
27-Sep-06	92.4	96.7	76.6
13-Sep-06	101.4	105.7	76.6
30-Aug-06	112.0	110.6	77.3
16-Aug-06	112.0	116.3	77.3
2-Aug-06	101.3	105.6	77.3
19-Jul-06	101.3	105.6	77.3
5-Jul-06	101.3	105.6	77.3
21-Jun-06	101.3	105.6	77.3
7-Jun-06	101.3	105.6	73.2
24-May-06	101.3	105.6	75.1
10-May-06	101.3	105.6	73.2
April '06	99.7	104.0	73.2
March '06	95.2	99.5	73.2
February '06	96.0	100.3	73.2
January '06	100.3	104.5	73.2
December '05	100.3	104.5	71.1
November '05	109.9	114.2	58.7
October '05	110.4	114.7	58.7
September '05	100.3	104.6	58.7
August '05	89.9	93.5	58.7
July '05	88.5	90.6	58.7
June '05	88.5	90.6	62.5
May '05	88.5	90.6	73.8
April '05	88.5	90.6	73.8
March '05	87.4	89.5	73.5
February '05	83.2	85.3	72.8
January '05	82.1	84.2	72.8
December '04	83.4	85.9	78.1
November '04	84.7	87.2	78.1
October '04	84.0	86.1	76.1
September '04	77.4	78.9	76.2
August '04	74.6	75.6	80.5
July '04	71.4	73.1	70.4
June '04	71.4	74.2	75.8
May '04	71.4	74.6	75.8
April '04	71.3	72.6	73.6
March '04	70.9	72.2	72.5
February '04	69.2	70.6	72.5
January '04	68.6	69.9	71.5

# 19

## Residential Heating Fuel Prices — Watson Lake

	Furnace Oil	Arctic Stove Oil	Propane (500-gallon tank cost)
23-May-07	98.5	101.8	84.7
9-May-07	98.4	101.7	84.7
25-Apr-07	98.8	102.1	84.7
11-Apr-07	100.6	103.9	81.5
28-Mar-07	101.4	104.7	81.5
14-Mar-07	100.2	103.4	81.5
28-Feb-07	98.9	101.8	81.5
14-Feb-07	98.1	101.0	81.5
31-Jan-07	97.5	100.5	79.4
17-Jan-07	100.7	104.2	N/A
3-Jan-07	102.9	106.1	76.8

20-Dec-06	94.1	97.9	76.8
6-Dec-06	88.7	92.6	76.8
22-Nov-06	87.0	90.8	76.8
8-Nov-06	87.9	91.7	76.8
25-Oct-06	88.5	92.3	76.6
11-Oct-06	88.2	92.0	76.6
27-Sep-06	89.2	92.8	76.6
13-Sep-06	95.9	99.8	76.6
30-Aug-06	105.9	109.7	77.3
16-Aug-06	107.2	111.1	77.3
2-Aug-06	103.0	107.4	77.3
19-Jul-06	100.5	104.9	77.3
5-Jul-06	100.4	104.8	77.3
21-Jun-06	98.3	102.7	77.3
7-Jun-06	98.3	102.7	73.2
24-May-06	98.3	102.7	75.1
10-May-06	99.5	104.0	73.2

	Furnace Oil	Arctic Stove Oil	Propane (500-gallon tank cost)
April '06	96.8	101.2	73.2
March '06	91.0	95.4	73.2
February '06	92.1	96.5	73.2
January '06	97.4	102.3	73.2

December '05	98.7	103.6	71.1
November '05	103.4	108.0	58.7
October '05	107.5	112.0	58.7
September '05	89.8	93.7	60.4
August '05	82.8	86.5	60.9
July '05	80.0	83.1	58.7
June '05	78.8	81.7	62.0
May '05	76.5	79.2	72.8
April '05	77.4	80.2	72.8
March '05	77.8	80.6	72.4
February '05	76.5	79.3	71.7
January '05	72.4	75.2	71.7

December '04	71.9	74.7	77.0
November '04	73.9	76.7	77.0
October '04	72.8	75.6	71.3
September '04	67.7	70.2	67.6
August '04	66.4	68.3	73.0
July '04	63.1	65.1	68.3
June '04	61.2	63.1	73.6
May '04	62.1	63.9	73.6
April '04	62.0	62.7	71.5
March '04	59.7	61.9	70.4
February '04	57.6	59.9	70.4
January '04	56.9	58.7	69.4

Information collected by The Yukon Bureau of Statistics for the Department of Economic Development.

Next release: June 25<sup>th</sup>, 2007



*Additional information:*  
The Yukon Government  
Executive Council Office  
Bureau of Statistics (A-8C)  
Box 2703, Whitehorse, Yukon Y1A 2C6  
Telephone: (867) 667-5640; Fax: (867) 393-6203  
email: ybsinfo@gov.yk.ca  
website: <http://www.eco.gov.yk.ca/stats/>