

1

Retail Motor Fuel Prices in the Yukon

Average prices as of September 26th, 2007

	Self-Serve		
	regular	premium	diesel
Whitehorse	119.9	123.7	109.0
Beaver Creek	128.9	133.9	122.9
Carcross	123.5	129.9	114.9
Carmacks	125.9	135.4	121.4
Dawson City	140.4	147.5	134.1
Destruction Bay	125.9	130.9	119.9
Faro	N/A Due to Fire		
Haines Junction	124.3	132.9	119.3
Mayo	136.9	140.9	128.9
Pelly Crossing	129.9	-	124.9
Ross River	128.9	-	127.9
Tagish	122.4	127.8	115.9
Teslin	121.9	126.9	112.4
Watson Lake	120.9	133.2	117.6

	Full-Serve			
	regular	premium	diesel	propane
Whitehorse	122.4	127.9	111.9	82.6
Burwash Landing	129.9	-	127.9	-
Carmacks	-	-	-	97.0
Dawson City	-	-	-	99.9
Destruction Bay	-	-	-	106.9
Faro	N/A Due to Fire			
Haines Junction	122.9	-	116.9	83.9
Mayo	138.0	-	125.5	99.2
Tagish	-	-	-	85.0
Teslin	-	-	-	90.0
Watson Lake	-	-	120.9	89.9

Note: All prices are Canadian cents per litre, including all applicable taxes.

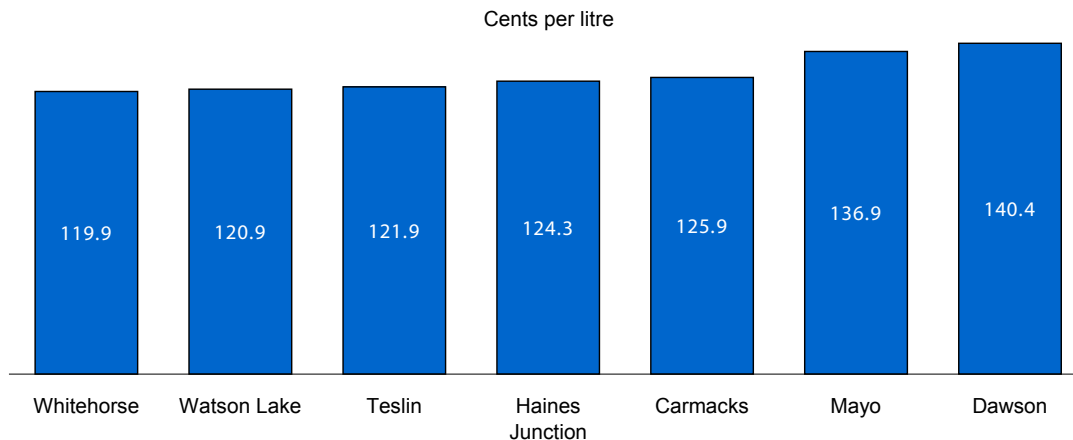
“-” Indicates this service is not available in this community at this time.

Current average gasoline prices for regular self-serve in the Yukon range from 119.9¢ per litre in Whitehorse to 140.4¢ per litre in Dawson City. The price for premium self-serve ranges from 123.7¢ per litre in Whitehorse to 147.5¢ per litre in Dawson City. The lowest price for self-serve diesel is in Whitehorse—109.0¢ per litre.

For full-serve regular gasoline, the average price ranges from 122.4¢ per litre in Whitehorse to 138.0¢ per litre in Mayo. The price for full-serve diesel ranges from 111.9¢ per litre in Whitehorse to 127.9¢ per litre in Burwash Landing. In Haines Junction, full-serve regular fuel was cheaper than self-serve. In Haines Junction and Mayo the same was true for diesel.

Whitehorse has the lowest price for propane, at 82.6¢ per litre, while Destruction Bay has the highest, at 106.9¢ per litre.

Average Retail Gasoline Prices Regular Self-Serve — September 26th, 2007



2

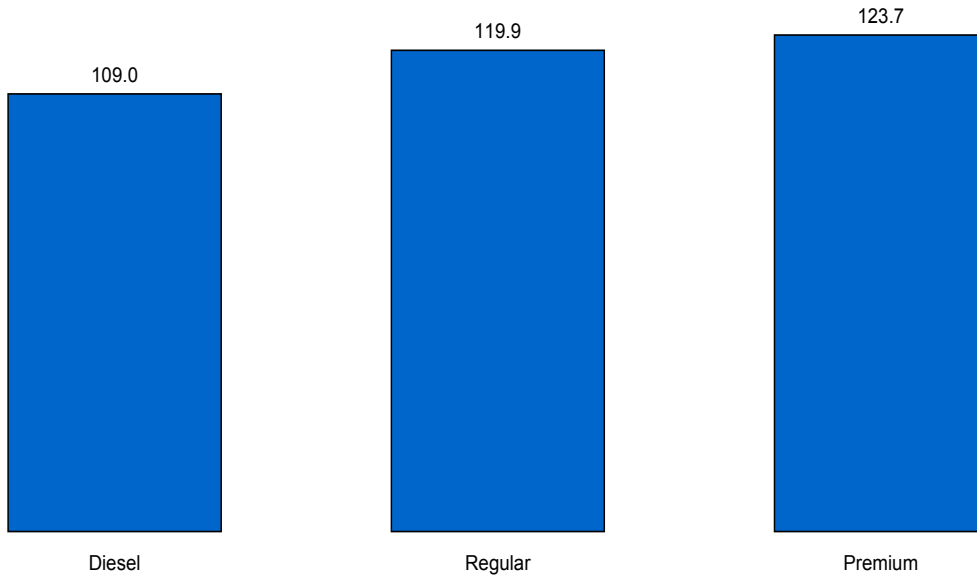
Retail Motor Fuel Prices — Whitehorse

	Self-Serve				Full-Serve				
	regular	mid-grade	premium	diesel	regular	mid-grade	premium	diesel	propane
26-Sep-07	119.9	-	123.7	109.0	122.4	-	127.9	111.9	82.6
12-Sep-07	119.8	-	124.3	109.1	122.4	-	127.9	111.9	81.9
29-Aug-07	119.8	-	124.7	108.9	121.8	-	127.2	111.9	80.9
15-Aug-07	119.8	-	124.9	108.7	121.8	-	127.9	111.9	80.9
1-Aug-07	119.9	-	125.1	109.0	121.8	-	127.9	111.9	80.9
18-Jul-07	119.9	-	124.9	108.7	121.8	-	127.9	111.9	80.9
4-Jul-07	119.7	-	124.9	108.2	121.8	-	123.9	111.9	80.9
20-Jun-07	119.7	-	124.9	107.8	121.8	-	127.9	111.9	80.9
6-Jun-07	120.4	-	124.9	107.6	121.8	-	129.2	111.9	80.9
23-May-07	116.5	-	121.2	107.5	117.1	-	124.9	112.4	80.9
9-May-07	114.1	-	119.1	108.8	115.8	-	123.2	113.2	80.9
25-Apr-07	105.1	-	110.3	104.4	106.1	-	116.7	109.8	80.1
11-Apr-07	104.1	-	109.5	104.6	104.9	-	115.5	108.7	79.9
28-Mar-07	108.8	-	113.4	106.9	109.8	-	119.2	110.6	79.9
14-Mar-07	100.6	-	107.8	105.6	99.8	-	110.2	106.9	79.9
28-Feb-07	98.4	-	103.1	102.8	99.8	-	109.9	103.9	79.9
14-Feb-07	96.4	-	102.5	103.3	95.8	-	110.2	101.9	78.4
31-Jan-07	96.4	-	102.1	105.0	97.1	-	106.6	101.9	78.4
17-Jan-07	100.4	-	106.7	106.5	99.8	-	109.6	101.9	78.4
3-Jan-07	100.4	-	106.4	107.4	99.8	-	109.6	104.9	79.9
20-Dec-06	99.3	-	105.8	103.3	98.4	-	110.6	104.9	71.9
6-Dec-06	96.3	-	103.1	98.7	96.9	-	108.9	102.2	71.9
22-Nov-06	96.2	-	103.0	99.0	96.8	-	110.6	105.9	64.4
8-Nov-06	96.2	-	103.0	98.1	95.9	-	105.6	98.4	64.9
25-Oct-06	98.3	-	104.9	99.1	98.8	-	112.3	103.6	64.4
11-Oct-06	99.8	-	106.9	100.7	101.3	-	115.7	104.9	80.9
27-Sep-06	108.1	-	113.8	108.8	110.3	-	122.9	116.6	82.4
13-Sep-06	112.9	117.2	119.5	112.0	112.8	118.9	125.4	118.6	83.9
August '06	119.7	124.1	125.7	114.0	121.8	124.4	130.1	117.2	84.6
July '06	116.0	120.8	122.8	110.7	119.4	122.9	127.5	112.6	83.4
June '06	113.6	119.9	121.8	109.7	118.2	122.9	127.5	110.3	82.9
May '06	114.4	118.6	122.1	108.7	118.2	122.9	127.5	110.6	82.9
April '06	117.1	123.2	123.0	108.5	119.8	123.2	127.5	114.2	81.2
March '06	101.6	106.3	109.2	101.8	102.6	107.2	111.9	102.3	80.2
February '06	105.6	109.9	111.9	105.1	105.8	109.4	114.1	112.1	82.1
January '06	105.7	110.0	112.0	108.1	105.8	109.4	114.1	113.9	83.2
December '05	106.1	110.0	112.9	109.4	106.6	110.1	114.9	114.6	82.4
November '05	108.8	113.1	116.0	111.4	109.2	113.6	118.6	117.6	80.6
October '05	116.8	120.8	122.9	109.8	116.6	119.8	123.9	115.3	81.6
September '05	120.7	125.5	126.4	106.7	121.6	124.7	127.7	110.2	81.4
August '05	112.1	116.3	117.8	101.9	113.2	116.8	119.7	107.8	82.8
July '05	106.3	110.2	111.9	99.9	106.7	110.1	113.5	102.6	82.2
June '05	102.1	105.7	108.0	97.0	102.3	105.9	110.4	100.4	84.7
May '05	102.4	105.9	108.7	97.7	102.8	106.1	111.1	100.6	84.7
April '05	104.8	108.4	110.6	99.3	105.4	108.8	112.4	100.2	84.7
March '05	98.3	101.6	103.8	95.1	99.5	103.6	106.7	98.9	84.0
February '05	92.5	96.6	99.6	89.3	93.4	97.8	104.4	90.6	84.3
January '05	90.5	94.2	97.4	86.6	91.3	96.3	104.6	89.4	83.2
December '04	94.0	98.2	101.3	87.9	94.4	100.3	105.9	90.7	83.2
November '04	99.6	104.8	106.1	88.7	100.7	105.6	109.0	90.2	83.2
October '04	99.6	104.6	105.7	87.3	100.6	105.4	108.4	88.6	83.2
September '04	95.8	100.4	102.4	83.1	96.6	101.2	106.1	86.4	82.7
August '04	95.8	100.4	102.4	81.7	97.0	101.2	106.2	86.3	80.2
July '04	97.8	102.7	104.2	81.8	98.7	103.1	107.9	86.6	79.2
June '04	100.0	104.9	106.0	82.4	101.3	105.9	110.2	85.3	81.5
May '04	99.2	104.1	104.8	82.7	101.4	105.9	108.3	84.3	81.3
April '04	92.3	96.6	98.3	79.8	93.0	98.2	100.4	81.3	78.8
March '04	89.6	94.2	95.6	76.8	90.4	96.6	98.2	79.1	77.3
February '04	86.9	91.4	93.2	74.6	87.0	92.7	95.0	75.7	77.3
January '04	78.0	82.9	86.2	73.4	78.8	84.7	89.2	75.4	76.7

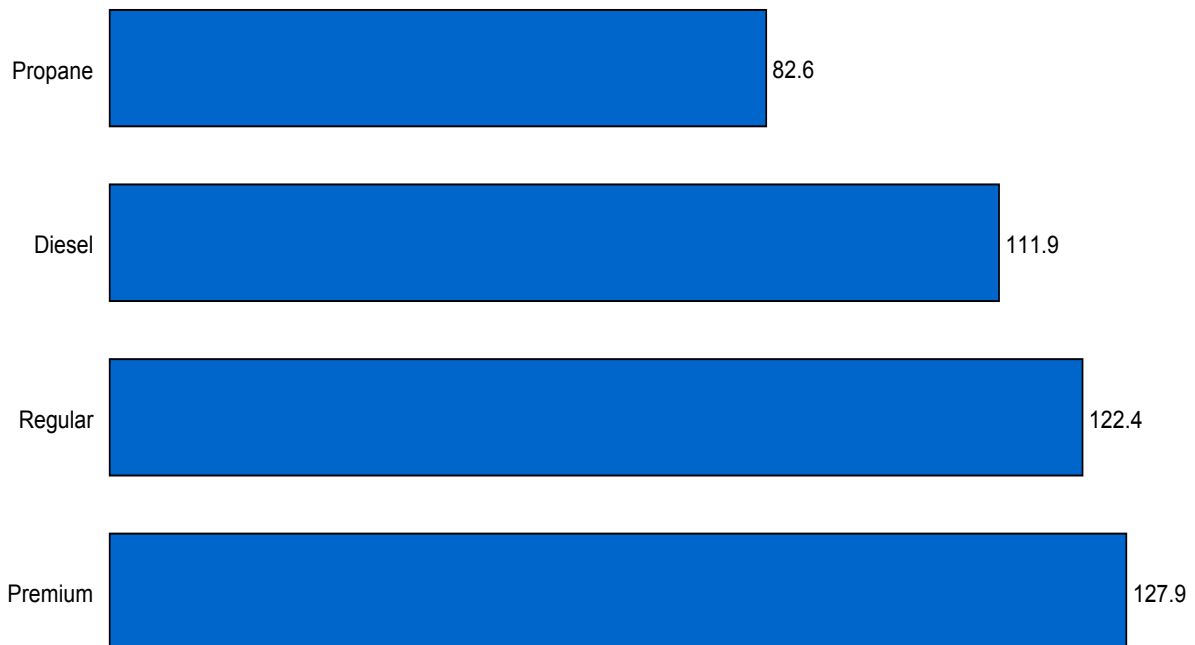
2

Retail Motor Fuel Prices — Whitehorse

**Average Self-Serve, as of September 26th, 2007
(cents per litre)**



**Average Full-Serve, as of September 26th, 2007
(cents per litre)**



3

Retail Motor Fuel Prices — Carmacks

	Self-Serve			Full-Serve
	regular	premium	diesel	propane
26-Sep-07	125.9	135.4	121.4	97.0
12-Sep-07	125.9	135.4	121.4	97.0
29-Aug-07	125.9	135.4	121.4	97.0
15-Aug-07	125.4	135.4	121.4	97.0
1-Aug-07	125.4	135.4	121.4	97.0
18-Jul-07	125.4	135.4	121.4	97.0
4-Jul-07	125.4	135.4	119.9	96.0
20-Jun-07	129.9	138.9	121.4	96.0
6-Jun-07	129.9	138.9	121.4	96.0
23-May-07	129.9	137.9	121.4	94.0
9-May-07	129.9	136.4	121.4	90.0
25-Apr-07	119.9	126.4	119.9	90.0
11-Apr-07	119.9	126.4	119.9	93.0
28-Mar-07	117.9	124.9	113.4	93.0
14-Mar-07	112.9	120.4	111.9	94.0
28-Feb-07	107.9	117.4	111.9	94.0
14-Feb-07	105.9	115.4	111.9	94.0
31-Jan-07	115.9	132.4	111.4	94.0
17-Jan-07	115.9	132.4	111.4	94.0
3-Jan-07	115.9	132.4	111.4	94.0
20-Dec-06	109.9	128.9	111.4	94.0
6-Dec-06	109.9	128.9	111.4	94.0
22-Nov-06	109.9	119.9	110.9	94.0
8-Nov-06	109.9	119.9	109.4	94.0
25-Oct-06	109.9	119.9	108.9	94.0
11-Oct-06	109.9	119.9	106.4	94.0
27-Sep-06	115.9	123.9	113.9	93.0
13-Sep-06	115.9	125.4	123.9	94.0
August '06	127.6	136.4	126.4	93.0
July '06	127.9	135.9	121.2	93.0
June '06	129.9	138.9	123.9	94.0
May '06	129.9	138.2	123.9	93.5
April '06	122.4	132.2	115.9	93.0
March '06	107.1	115.2	111.4	93.0
February '06	108.9	117.9	114.7	93.0
January '06	108.9	117.9	115.9	93.0
December '05	109.9	119.2	116.9	93.0
November '05	112.9	122.4	124.7	93.0
October '05	123.9	131.2	124.9	93.0
September '05	125.9	133.9	120.9	91.0
August '05	116.9	123.9	109.6	90.0
July '05	109.4	118.7	105.4	92.5
June '05	105.9	115.4	102.9	98.0
May '05	110.9	117.9	106.9	96.0
April '05	110.9	117.9	106.9	96.0
March '05	100.6	108.7	102.1	95.0
February '05	95.4	105.4	96.2	93.0
January '05	94.9	104.7	94.4	93.0
December '04	97.4	105.9	95.9	93.0
November '04	101.7	111.8	97.4	93.0
October '04	100.4	111.7	94.7	93.0
September '04	98.9	108.4	90.9	91.7
August '04	98.9	107.4	90.9	89.0
July '04	101.2	109.4	90.9	92.0
June '04	103.9	110.4	91.2	92.0
May '04	105.9	111.4	91.4	92.0
April '04	94.4	102.2	85.9	89.5
March '04	91.2	98.9	86.2	89.0
February '04	88.9	96.2	79.7	89.0
January '04	80.9	91.4	77.4	88.0

4

Retail Motor Fuel Prices — Dawson City

	Self-Serve			Full-Serve		
	regular	premium	diesel	regular	diesel	propane
26-Sep-07	140.4	147.5	134.1	-	-	99.9
12-Sep-07	140.4	147.5	134.1	-	-	99.9
29-Aug-07	140.4	147.5	134.1	-	-	99.9
15-Aug-07	140.4	147.5	134.1	-	-	99.9
1-Aug-07	141.7	147.5	135.4	-	-	99.9
18-Jul-07	141.7	147.5	135.4	-	-	97.9
4-Jul-07	140.5	147.5	133.8	-	-	97.9
20-Jun-07	140.9	147.2	133.9	-	-	97.9
6-Jun-07	143.2	147.2	133.9	-	-	97.9
23-May-07	142.7	147.5	133.9	-	-	97.9
9-May-07	137.4	146.2	134.4	-	-	97.9
25-Apr-07	134.6	140.7	131.0	-	-	97.9
11-Apr-07	130.6	139.4	131.2	-	-	97.9
28-Mar-07	127.7	138.2	131.7	-	-	N/A
14-Mar-07	122.4	127.4	129.3	-	-	97.9
28-Feb-07	122.2	129.7	130.8	-	-	N/A
14-Feb-07	121.6	128.4	127.3	-	-	97.9
31-Jan-07	122.0	128.3	127.9	-	-	97.9
17-Jan-07	121.5	126.4	126.5	-	-	97.9
3-Jan-07	122.5	128.9	125.9	-	-	97.9
20-Dec-06	119.3	123.6	120.1	-	-	97.9
6-Dec-06	119.3	123.6	120.1	-	-	97.9
22-Nov-06	119.3	123.6	120.1	-	-	97.9
8-Nov-06	120.3	124.9	121.4	-	-	98.5
25-Oct-06	121.6	126.6	122.4	-	-	98.5
11-Oct-06	123.3	128.0	123.2	-	-	98.5
27-Sep-06	129.7	134.7	128.6	-	-	98.5
13-Sep-06	130.9	135.4	129.6	-	-	98.5
August '06	136.5	142.2	130.8	-	-	98.5
July '06	134.4	139.8	129.2	-	-	98.2
June '06	133.7	139.1	129.0	131.5	130.0	96.8
May '06	133.5	139.2	130.3	129.0	126.0	95.0
April '06	133.6	139.6	128.8	125.0	123.0	94.0
March '06	121.9	128.4	125.6	119.0	120.0	86.5
February '06	123.2	129.2	126.2	117.0	126.5	86.5
January '06	123.2	129.1	126.0	110.0	125.0	86.5
December '05	123.5	129.2	126.0	116.5	125.0	95.5
November '05	125.0	131.0	124.6	123.0	127.5	95.5
October '05	128.5	134.8	124.5	126.0	123.0	89.9
September '05	129.1	135.1	124.1	131.5	121.5	90.7
August '05	118.2	124.1	114.0	120.3	116.0	91.5
July '05	113.4	118.4	109.4	115.5	114.5	91.5
June '05	113.4	118.4	109.2	113.5	111.0	91.5
May '05	113.4	118.4	109.2	112.0	108.0	89.9
April '05	113.3	119.1	108.4	113.0	111.0	89.9
March '05	105.2	115.5	98.5	107.9	107.9	89.9
February '05	104.8	113.3	98.9	107.9	102.9	89.9
January '05	106.7	113.7	96.7	107.9	96.9	89.9
December '04	107.3	115.5	96.4	-	-	89.7
November '04	107.9	116.1	96.1	-	-	89.5
October '04	106.8	113.5	94.9	104.9	91.9	89.5
September '04	106.6	113.0	94.1	99.9	89.9	89.5
August '04	107.2	112.5	93.5	99.9	86.9	87.5
July '04	106.9	113.4	93.1	99.9	86.9	86.3
June '04	106.9	114.1	93.2	100.9	88.4	84.9
May '04	104.8	112.0	92.2	99.4	88.9	82.6
April '04	98.8	106.1	88.5	93.4	84.9	79.5
March '04	97.1	103.2	86.5	91.2	81.2	80.5
February '04	91.4	99.7	81.5	89.9	79.9	78.0
January '04	89.2	98.5	81.5	86.9	79.9	77.0

5

Retail Motor Fuel Prices — Faro

	Full-Serve			
	regular	premium	diesel	propane
26-Sep-07				
12-Sep-07	<i>Not available due to fire</i>			
29-Aug-07	139.9	146.9	133.9	93.0
15-Aug-07	139.9	146.9	133.9	93.0
1-Aug-07	139.9	146.9	133.9	93.0
18-Jul-07	139.9	146.9	133.9	93.0
4-Jul-07	139.9	146.9	133.9	95.0
20-Jun-07	139.9	146.9	133.9	93.0
6-Jun-07	134.9	146.9	133.9	83.0
23-May-07	139.9	146.9	133.9	83.0
9-May-07	134.9	141.9	124.9	83.0
25-Apr-07	134.9	141.9	124.9	83.0
11-Apr-07	134.9	141.9	124.9	83.0
28-Mar-07	134.9	141.9	124.9	83.0
14-Mar-07	120.9	127.9	124.9	90.9
28-Feb-07	120.9	127.9	124.9	90.9
14-Feb-07	120.9	127.9	124.9	90.9
31-Jan-07	120.9	127.9	124.9	90.9
17-Jan-07	120.9	127.9	124.9	90.9
3-Jan-07	112.9	119.9	116.9	90.9
20-Dec-06	112.9	119.9	116.9	90.9
6-Dec-06	112.9	119.9	116.9	90.9
22-Nov-06	112.9	119.9	116.9	90.9
8-Nov-06	112.9	119.9	126.9	90.9
25-Oct-06	112.9	119.9	124.9	90.9
11-Oct-06	118.9	124.9	124.9	90.9
27-Sep-06	123.9	130.9	130.9	90.9
13-Sep-06	126.9	133.9	133.9	90.9
August '06	132.2	139.6	125.8	90.9
July '06	130.9	137.9	123.9	90.9
June '06	130.9	137.9	123.9	90.9
May '06	130.9	137.9	123.9	90.9
April '06	133.4	140.4	127.4	90.9
March '06	115.2	122.2	121.6	90.9
February '06	115.9	122.9	122.9	90.9
January '06	115.9	122.9	122.9	86.9
December '05	117.9	124.9	125.9	84.9
November '05	120.9	127.9	125.9	84.9
October '05	129.4	136.4	125.9	84.9
September '05	131.9	138.9	125.9	84.9
August '05	120.6	127.6	115.2	84.9
July '05	115.4	122.4	112.9	87.4
June '05	110.9	117.9	110.9	89.9
May '05	112.9	119.9	110.9	89.9
April '05	112.9	119.9	110.9	89.9
March '05	105.9	112.9	107.9	94.2
February '05	102.9	110.4	102.4	102.7
January '05	100.9	110.4	100.9	102.7
December '04	102.9	112.4	103.4	102.7
November '04	108.9	116.9	103.9	102.7
October '04	107.9	112.9	103.9	102.7
September '04	105.9	113.9	95.9	102.7
August '04	105.9	113.9	95.9	100.6
July '04	108.4	115.9	95.9	94.4
June '04	112.4	119.4	95.9	88.9
May '04	105.4	112.4	94.4	88.4
April '04	100.4	107.4	92.9	85.9
March '04	99.2	106.2	91.2	85.9
February '04	93.9	100.9	84.9	85.9
January '04	88.9	97.9	84.9	83.9

6

Retail Motor Fuel Prices — Haines Junction

	Self-Serve			Full-Serve		
	regular	premium	diesel	regular	diesel	propane
26-Sep-07	124.3	132.9	119.3	122.9	116.9	83.9
12-Sep-07	125.7	134.6	119.4	122.9	116.9	83.9
29-Aug-07	125.7	134.6	119.4	122.9	116.9	83.9
15-Aug-07	125.7	134.6	119.4	122.9	116.9	83.9
1-Aug-07	125.7	134.6	119.4	122.9	116.9	83.9
18-Jul-07	125.7	134.6	119.4	122.9	116.9	83.9
4-Jul-07	125.7	134.6	119.4	122.9	116.9	83.9
20-Jun-07	125.7	134.6	119.4	122.9	116.9	79.5
6-Jun-07	125.7	134.6	119.4	122.9	116.9	79.5
23-May-07	125.7	134.6	119.4	122.9	116.9	79.5
9-May-07	122.7	132.6	118.2	116.9	116.9	79.5
25-Apr-07	119.9	129.6	117.9	116.9	116.9	79.5
11-Apr-07	118.7	127.9	117.9	111.9	113.9	79.5
28-Mar-07	109.0	116.9	109.0	111.9	111.9	79.5
14-Mar-07	107.3	114.9	109.6	105.9	108.9	79.5
28-Feb-07	106.0	113.9	107.5	105.9	115.9	79.5
14-Feb-07	107.3	114.9	109.6	105.9	115.9	79.5
31-Jan-07	107.3	114.9	111.9	105.9	115.9	79.5
17-Jan-07	106.0	113.9	111.0	105.9	115.9	79.5
3-Jan-07	106.0	113.9	111.0	N/A	N/A	N/A
20-Dec-06	106.0	113.9	108.0	105.9	105.9	79.5
6-Dec-06	106.0	113.9	106.0	105.9	105.9	79.5
22-Nov-06	106.0	113.9	106.0	105.9	105.9	79.5
8-Nov-06	106.0	113.9	106.0	105.9	105.9	79.5
25-Oct-06	107.7	115.9	109.7	105.9	105.9	79.5
11-Oct-06	106.0	113.9	106.0	N/A	N/A	N/A
27-Sep-06	115.3	122.9	116.9	114.9	114.9	79.5
13-Sep-06	118.5	125.3	118.9	114.9	114.9	79.5
August '06	125.5	133.2	118.2	125.2	116.6	79.5
July '06	121.2	128.3	115.0	119.9	114.4	79.5
June '06	120.4	127.4	114.3	117.9	112.9	79.5
May '06	118.7	128.9	115.4	118.9	112.9	79.5
April '06	120.7	127.7	115.7	116.9	111.4	79.5
March '06	107.9	115.4	111.9	105.9	105.9	79.5
February '06	110.4	116.9	110.4	110.9	109.4	79.5
January '06	110.9	116.9	110.9	110.9	107.9	79.5
December '05	113.9	120.9	117.9	110.9	107.9	79.5
November '05	118.7	125.9	119.7	115.9	112.9	79.5
October '05	123.4	131.4	116.4	119.9	112.9	79.5
September '05	123.2	130.9	115.9	120.9	111.4	79.7
August '05	112.8	120.4	105.2	110.6	103.9	86.5
July '05	107.7	114.6	102.3	105.9	101.4	86.5
June '05	104.2	111.6	103.6	103.9	99.4	86.5
May '05	105.3	112.3	101.3	102.9	98.9	86.5
April '05	105.4	112.4	101.4	103.9	99.9	86.5
March '05	100.4	107.6	96.7	97.9	94.2	84.5
February '05	98.9	106.15	93.4	95.9	90.9	80.5
January '05	98.4	105.9	91.9	94.9	88.9	80.5
December '04	99.2	106.7	92.9	96.4	88.9	80.5
November '04	100.9	107.65	92.9	99.9	88.9	80.5
October '04	99.2	107.0	93.2	99.9	87.9	81.2
September '04	98.2	105.2	87.2	96.9	83.9	81.9
August '04	98.2	105.2	86.6	96.9	81.9	81.9
July '04	99.6	106.2	86.0	96.9	81.9	81.9
June '04	100.7	106.9	85.4	-	-	-
May '04	98.6	104.4	85.3	-	-	-
April '04	93.2	99.2	83.2	-	-	-
March '04	90.8	96.2	80.4	-	-	-
February '04	86.2	91.9	77.9	-	-	-
January '04	81.9	88.9	77.9	-	-	-

7

Retail Motor Fuel Prices — Mayo

	Self-Serve			Full-Serve			
	regular	premium	diesel	regular	premium	diesel	propane
26-Sep-07	136.9	140.9	128.9	138.0	-	125.5	99.2
12-Sep-07	136.9	140.9	128.9	138.0	-	125.5	99.2
29-Aug-07	136.9	140.9	128.9	138.0	-	125.5	99.2
15-Aug-07	136.9	140.9	128.9	138.0	-	125.5	99.2
1-Aug-07	136.9	140.9	128.9	138.0	-	125.5	99.2
18-Jul-07	136.9	140.9	128.9	134.9	-	123.4	99.2
4-Jul-07	136.9	140.9	128.9	134.9	-	123.4	99.2
20-Jun-07	136.9	140.9	128.9	139.9	-	122.9	99.2
6-Jun-07	N/A	N/A	N/A	134.9	-	123.4	99.2
23-May-07	136.9	132.9	128.9	129.9	-	123.4	92.3
9-May-07	128.9	132.9	120.9	126.4	-	126.9	92.3
25-Apr-07	128.9	132.9	120.9	118.0	-	122.9	N/A
11-Apr-07	128.9	132.9	120.9	119.5	-	122.9	92.3
28-Mar-07	120.9	132.9	120.9	117.4	-	122.9	92.3
14-Mar-07	120.9	132.9	120.9	117.4	-	122.9	92.3
28-Feb-07	120.9	132.9	120.9	113.9	-	122.9	92.3
14-Feb-07	120.9	132.9	120.9	113.9	-	122.9	92.3
31-Jan-07	120.9	132.9	127.9	113.9	-	122.9	92.3
17-Jan-07	120.9	132.9	127.9	113.9	-	120.4	92.3
3-Jan-07	120.9	132.9	127.9	117.4	-	120.4	92.3
20-Dec-06	112.9	132.9	115.9	113.9	-	120.4	92.3
6-Dec-06	112.9	132.9	115.9	115.9	-	120.4	92.3
22-Nov-06	112.9	132.9	115.9	115.9	-	120.4	92.3
8-Nov-06	112.9	132.9	115.9	115.9	-	120.4	92.3
25-Oct-06	117.9	132.9	121.9	117.9	-	122.9	92.3
11-Oct-06	117.9	132.9	121.9	117.9	-	122.9	92.3
27-Sep-06	121.9	132.9	125.9	134.9	-	128.9	92.3
13-Sep-06	129.9	132.9	129.9	134.9	-	128.9	92.3
30-Aug-06	129.9	132.9	129.9	134.9	-	128.9	92.3
16-Aug-06	129.9	132.9	129.9	134.9	-	127.9	N/A
2-Aug-06	124.9	132.9	124.9	132.4	-	128.9	93.2
August '06	128.2	132.9	128.2	134.1	-	128.6	92.8
July '06	124.9	132.9	124.9	128.4	-	127.4	93.2
June '06	124.9	132.9	124.9	124.4	-	127.4	93.2
May '06	124.9	132.9	124.9	124.4	-	127.4	92.3
April '06	119.9	132.9	123.4	119.9	-	127.4	92.3
March '06	112.2	132.9	121.9	115.4	-	127.4	92.3
February '06	110.9	132.9	121.9	115.4	-	127.4	92.3
January '06	116.9	132.9	125.9	115.4	-	127.4	92.3
December '05	122.9	132.9	127.4	115.4	-	127.4	92.3
November '05	124.9	132.9	129.9	124.9	-	129.9	87.0
October '05	127.9	135.9	121.9	130.4	-	124.4	87.0
September '05	124.4	132.4	117.4	127.9	-	120.7	87.0
August '05	114.6	122.6	107.9	114.2	-	106.2	85.7
July '05	111.5	119.5	105.5	109.9	-	99.4	87.0
June '05	111.9	119.9	105.9	109.9	-	99.4	90.0
May '05	110.9	119.9	103.9	109.9	-	99.4	90.0
April '05	109.9	119.9	105.9	109.9	-	99.4	90.0
March '05	99.9	109.9	98.9	102.9	-	92.1	90.0
February '05	99.4	109.9	96.9	102.9	-	88.9	90.0
January '05	100.9	109.9	94.9	102.9	-	88.9	90.0
December '04	102.9	109.9	94.9	102.9	-	88.9	90.0
November '04	105.9	112.9	94.9	102.9	-	88.9	90.0
October '04	105.9	112.9	94.9	102.9	107.9	88.9	90.0
September '04	102.9	109.9	89.9	102.9	107.9	88.9	88.6
August '04	102.9	109.9	89.9	102.9	107.9	88.9	85.7
July '04	102.9	109.9	89.9	102.9	107.9	88.9	83.2
June '04	102.9	109.9	89.9	102.9	107.9	88.9	83.2
May '04	99.9	106.9	88.9	102.2	107.9	88.9	-
April '04	91.4	97.4	84.9	92.9	97.9	80.9	-
March '04	89.9	94.9	81.9	91.4	97.2	80.9	-
February '04	83.9	94.9	79.9	86.9	92.9	78.9	-
January '04	83.9	94.9	79.9	86.9	92.9	78.9	-

8

Retail Motor Fuel Prices — Teslin

	Self-Serve				Full-Serve
	regular	mid-grade	premium	diesel	propane
26-Sep-07	121.9	-	126.9	112.4	90.0
12-Sep-07	121.9	-	126.9	112.4	90.0
29-Aug-07	121.9	-	126.9	111.4	90.0
15-Aug-07	121.9	-	126.9	111.4	90.0
1-Aug-07	121.9	-	126.9	111.4	90.0
18-Jul-07	121.9	-	126.9	111.4	90.0
4-Jul-07	121.9	-	126.9	111.4	90.0
20-Jun-07	121.9	-	126.9	111.4	90.0
6-Jun-07	120.9	-	124.9	111.4	90.0
23-May-07	118.9	-	120.9	111.4	90.0
9-May-07	114.4	-	118.9	108.4	90.0
25-Apr-07	109.9	-	113.9	108.4	90.0
11-Apr-07	108.9	-	113.9	107.3	90.0
28-Mar-07	103.9	-	103.9	105.3	90.0
14-Mar-07	97.9	-	103.9	104.3	90.0
28-Feb-07	98.9	-	103.9	106.4	90.0
14-Feb-07	98.9	-	103.9	106.4	90.0
31-Jan-07	100.4	-	103.9	107.9	90.0
17-Jan-07	101.4	-	105.9	110.4	90.0
3-Jan-07	101.4	-	107.9	110.4	90.0
20-Dec-06	98.4	-	102.9	101.4	90.0
6-Dec-06	96.9	-	102.9	101.4	90.0
22-Nov-06	96.9	-	102.9	101.4	90.0
8-Nov-06	96.9	-	102.9	101.4	90.0
25-Oct-06	99.9	-	105.9	100.9	90.9
11-Oct-06	106.4	-	108.9	107.4	90.0
27-Sep-06	111.0	-	115.0	112.5	90.0
13-Sep-06	115.5	117.0	120.0	116.5	90.0
August '06	120.8	123.6	126.6	115.4	90.0
July '06	116.7	118.4	121.4	109.4	90.0
June '06	112.9	115.9	118.9	108.7	90.0
May '06	112.9	115.9	118.9	106.4	89.0
April '06	119.0	121.5	123.5	104.2	84.9
March '06	101.9	104.9	106.9	106.4	95.9
February '06	105.9	107.9	109.9	111.7	95.4
January '06	105.9	107.9	109.9	112.9	91.4
December '05	107.4	107.9	109.9	112.9	86.9
November '05	113.9	112.9	114.9	116.9	86.9
October '05	119.4	120.9	122.9	113.2	84.9
September '05	119.7	120.9	123.4	108.4	84.4
August '05	111.1	113.2	115.9	103.6	85.9
July '05	105.2	107.9	110.4	100.2	85.4
June '05	99.9	102.9	105.9	95.9	84.9
May '05	101.7	104.9	107.9	98.9	95.4
April '05	103.9	106.9	109.9	101.9	-
March '05	97.6	100.6	103.8	95.2	-
February '05	92.4	95.4	98.2	88.9	-
January '05	90.7	92.9	95.9	87.4	-
December '04	94.7	96.4	99.4	87.4	-
November '04	98.9	101.9	104.9	86.4	-
October '04	98.9	101.9	104.9	86.2	-
September '04	94.9	97.9	100.9	83.9	-
August '04	95.2	97.9	100.9	82.9	-
July '04	97.4	99.9	102.9	82.9	-
June '04	99.4	101.9	104.9	82.9	-
May '04	96.9	99.4	102.4	82.9	-
April '04	91.2	92.9	95.9	81.9	-
March '04	88.7	91.2	93.9	79.2	-
February '04	84.9	86.9	88.9	77.9	-
January '04	83.4	86.9	88.9	77.9	-

9

Retail Motor Fuel Prices — Watson Lake

	Self-Serve			Full-Serve		
	regular	premium	diesel	regular	diesel	propane
26-Sep-07	120.9	133.2	117.6	-	120.9	89.9
12-Sep-07	120.9	133.2	116.2	-	120.9	89.9
29-Aug-07	124.9	133.2	116.2	-	120.9	89.9
15-Aug-07	123.9	132.9	115.9	-	120.9	89.9
1-Aug-07	123.4	131.9	115.2	-	120.9	89.9
18-Jul-07	123.9	132.4	115.2	-	120.9	89.9
4-Jul-07	123.4	131.7	115.2	-	120.9	89.9
20-Jun-07	124.9	132.4	116.4	-	120.9	89.9
6-Jun-07	126.4	134.4	114.9	-	120.9	89.9
23-May-07	126.2	132.2	115.2	-	120.9	89.9
9-May-07	120.4	126.4	115.9	-	120.9	89.9
25-Apr-07	116.6	122.6	115.9	119.9	120.9	89.9
11-Apr-07	112.6	119.9	113.9	119.9	120.9	89.9
28-Mar-07	109.9	117.2	110.6	116.9	113.9	89.9
14-Mar-07	109.9	117.2	110.6	116.9	113.9	89.9
28-Feb-07	109.9	117.2	110.6	116.9	113.9	89.9
14-Feb-07	109.9	117.9	112.4	116.9	113.9	89.9
31-Jan-07	109.9	117.9	110.6	116.9	117.9	89.9
17-Jan-07	109.9	117.9	111.9	116.9	117.9	89.9
3-Jan-07	109.9	119.9	116.9	116.9	117.9	89.9
20-Dec-06	109.9	118.6	106.2	116.9	117.9	89.9
6-Dec-06	109.9	118.2	106.9	116.9	117.9	89.9
22-Nov-06	109.9	118.2	106.9	116.9	117.9	89.9
8-Nov-06	109.9	119.2	106.9	116.9	117.9	89.9
25-Oct-06	109.9	119.6	106.9	116.9	117.9	89.9
11-Oct-06	116.9	124.2	113.9	116.9	117.9	89.9
27-Sep-06	121.9	128.2	117.4	128.9	121.9	89.9
13-Sep-06	124.9	130.2	119.4	128.9	121.9	89.9
August '06	125.7	131.8	119.4	128.9	121.9	89.9
July '06	123.5	128.8	117.4	128.9	119.9	89.9
June '06	119.9	125.7	114.3	120.9	117.9	89.9
May '06	119.9	125.7	113.9	120.9	117.9	89.9
April '06	117.3	124.1	115.3	118.9	117.9	89.9
March '06	109.6	118.2	113.2	112.9	117.9	89.9
February '06	109.6	118.2	115.6	112.9	117.9	89.9
January '06	109.6	118.2	115.6	112.9	117.9	89.9
December '05	109.9	119.6	117.8	112.9	117.9	89.9
November '05	114.9	121.9	119.3	117.9	121.4	88.9
October '05	117.7	122.5	114.8	122.4	117.9	87.6
September '05	117.8	122.1	110.6	126.9	110.9	87.6
August '05	111.7	117.1	107.0	112.2	107.2	85.2
July '05	106.9	112.9	101.0	106.9	100.9	85.2
June '05	101.8	110.3	98.9	101.9	98.9	85.2
May '05	104.8	112.3	99.7	105.9	99.9	84.8
April '05	105.0	110.9	99.7	105.9	99.9	84.4
March '05	100.6	105.6	97.3	99.9	98.1	84.4
February '05	99.9	104.9	92.6	99.9	93.6	84.4
January '05	99.9	104.9	90.9	99.9	90.1	84.4
December '04	99.9	104.9	90.9	99.9	90.1	84.4
November '04	99.6	104.6	90.0	99.9	90.1	84.7
October '04	98.8	104.0	88.4	99.9	90.0	85.1
September '04	96.8	103.4	87.1	98.9	84.9	84.5
August '04	96.7	104.7	84.6	98.9	84.9	82.1
July '04	96.7	105.0	84.4	98.9	84.9	80.6
June '04	97.4	104.5	85.0	98.9	84.9	80.6
May '04	96.7	101.7	85.0	98.9	84.9	80.4
April '04	90.9	96.2	80.2	90.9	79.9	77.4
March '04	89.9	94.9	79.3	90.6	79.2	78.1
February '04	88.9	93.9	77.2	89.9	77.9	79.0
January '04	88.9	93.9	76.7	89.9	77.9	79.0

10

Retail Motor Fuel Prices — Other Yukon Communities

	Beaver Creek self-serve		
	regular	premium	diesel
26-Sep-07	128.9	133.9	122.9
12-Sep-07	131.3	133.9	124.4
29-Aug-07	131.3	133.9	124.4
15-Aug-07	131.3	133.9	124.4
1-Aug-07	131.3	133.9	124.4
18-Jul-07	131.3	133.9	122.9
4-Jul-07	131.3	133.9	122.9
20-Jun-07	130.5	133.9	124.0
6-Jun-07	131.0	133.9	124.0
23-May-07	131.0	133.9	124.0
9-May-07	128.0	130.9	124.0
25-Apr-07	127.9	130.9	124.4
11-Apr-07	125.8	125.9	124.4
28-Mar-07	125.8	120.9	121.9
14-Mar-07	123.3	120.9	120.4
28-Feb-07	123.3	120.9	120.4
14-Feb-07	123.3	120.9	120.4
31-Jan-07	123.3	120.9	123.9
17-Jan-07	123.3	120.9	123.9
3-Jan-07	123.3	120.9	123.9
20-Dec-06	120.3	120.9	121.8
6-Dec-06	120.3	120.9	120.3
22-Nov-06	120.3	120.9	120.3
8-Nov-06	120.3	120.9	120.3
25-Oct-06	120.3	120.9	120.3
11-Oct-06	124.3	120.9	120.4
27-Sep-06	127.3	126.9	123.4
13-Sep-06	127.3	126.9	123.4
August '06	130.4	137.6	123.8
July '06	126.7	133.4	122.9
June '06	125.9	131.9	122.4
May '06	124.2	126.0	121.7
Apr '06	124.4	131.0	119.9
Mar '06	118.0	119.2	118.0
Feb '06	124.5	120.9	125.0
Jan '06	124.8	120.9	123.5
Dec '05	124.0	120.9	123.5
Nov '05	127.0	128.9	124.0
Oct '05	129.4	129.9	122.2
Sept '05	125.8	127.9	120.2
August '05	113.8	120.9	111.1
July '05	108.8	116.4	107.3
June '05	106.9	113.4	105.8
May '05	108.4	113.9	105.7
April '05	109.9	113.9	107.2
March '05	104.8	108.2	98.9

	Burwash Landing full-serve	
	regular	diesel
26-Sep-07	129.9	127.9
12-Sep-07	129.9	126.9
29-Aug-07	129.9	126.9
15-Aug-07	129.9	126.9
1-Aug-07	129.9	126.9
18-Jul-07	128.9	126.9
4-Jul-07	126.9	126.9
20-Jun-07	126.9	126.9
6-Jun-07	126.9	126.9
23-May-07	126.9	126.9
9-May-07	116.9	116.9
25-Apr-07	N/A	N/A
11-Apr-07	N/A	N/A
28-Mar-07	N/A	N/A
14-Mar-07	N/A	N/A
28-Feb-07	N/A	N/A
14-Feb-07	106.9	109.9
31-Jan-07	106.9	109.9
17-Jan-07	106.9	109.9
3-Jan-07	106.9	109.9
20-Dec-06	106.9	109.9
6-Dec-06	106.9	109.9
22-Nov-06	106.9	109.9
8-Nov-06	106.9	109.9
25-Oct-06	109.5	111.9
11-Oct-06	109.5	111.9
27-Sep-06	114.9	115.9
13-Sep-06	126.0	119.0
August '06	N/A	N/A
July '06	N/A	N/A
June '06	N/A	N/A
May '06	N/A	N/A
Apr '06	N/A	N/A
Mar '06	N/A	N/A
Feb '06	N/A	N/A
Jan '06	N/A	N/A
Dec '05	N/A	N/A
Nov '05	N/A	N/A
Oct '05	N/A	N/A
Sept '05	119.9	119.9
August '05	113.9	113.9
July '05	108.9	108.9
June '05	108.9	108.9
May '05	107.9	108.9
April '05	107.9	107.9
March '05	99.9	84.9

10

Retail Motor Fuel Prices — Other Yukon Communities

	Carcross self-serve		
	regular	premium	diesel
26-Sep-07	123.5	129.9	114.9
12-Sep-07	124.9	129.9	114.9
29-Aug-07	124.9	129.9	114.9
15-Aug-07	124.9	129.9	114.9
1-Aug-07	124.9	129.9	114.9
18-Jul-07	129.9	136.9	121.9
4-Jul-07	129.9	136.9	121.9
20-Jun-07	129.9	136.9	121.9
6-Jun-07	129.9	136.9	121.9
23-May-07	124.9	134.9	121.9
9-May-07	124.9	134.9	121.9
25-Apr-07	115.9	125.9	121.9
11-Apr-07	115.9	125.9	121.9
28-Mar-07	115.9	125.9	121.9
14-Mar-07	105.9	115.9	114.9
28-Feb-07	105.9	115.9	114.9
14-Feb-07	105.9	115.9	114.9
31-Jan-07	105.9	115.9	114.9
17-Jan-07	105.9	129.9	114.9
3-Jan-07	104.9	129.9	114.9
20-Dec-06	99.9	129.9	110.9
6-Dec-06	99.5	129.9	110.9
22-Nov-06	99.5	129.9	110.9
8-Nov-06	99.5	129.9	110.9
25-Oct-06	113.9	129.9	121.9
11-Oct-06	113.9	129.9	121.9
27-Sep-06	119.9	129.9	124.9
13-Sep-06	119.9	129.9	124.9
August '06	123.2	133.6	123.2
July '06	121.9	129.9	119.9
June '06	120.9	129.9	119.9
May '06	120.9	129.9	119.9
Apr '06	119.9	127.9	116.4
Mar '06	104.9	114.6	114.4
Feb '06	106.9	117.9	117.9
Jan '06	108.9	119.9	121.9
Dec '05	111.4	121.9	121.9
Nov '05	113.9	123.9	126.9
Oct '05	120.9	132.9	124.4
Sept '05	121.9	132.9	121.9
August '05	111.9	119.9	107.9
July '05	106.4	114.4	104.9
June '05	103.9	112.9	103.9
May '05	104.9	112.9	103.9
April '05	104.9	112.9	103.9
March '05	98.9	107.4	98.9

	Destruction Bay self-serve			full-serve
	regular	premium	diesel	propane
26-Sep-07	125.9	130.9	119.9	106.9
12-Sep-07	125.9	130.9	119.9	106.9
29-Aug-07	125.9	130.9	119.9	106.9
15-Aug-07	125.9	130.9	119.9	106.9
1-Aug-07	125.9	130.9	119.9	106.9
18-Jul-07	125.9	130.9	119.9	106.9
4-Jul-07	125.9	130.9	119.9	106.9
20-Jun-07	125.9	130.9	119.9	106.9
6-Jun-07	125.9	130.9	119.9	106.9
23-May-07	125.9	130.9	119.9	106.9
9-May-07	119.9	129.9	119.9	109.9
25-Apr-07	119.9	129.9	119.9	109.9
11-Apr-07	114.9	122.9	119.9	109.9
28-Mar-07	114.9	122.9	114.9	109.9
14-Mar-07	109.9	119.9	111.9	106.9
28-Feb-07	109.9	119.9	111.9	106.9
14-Feb-07	109.9	119.9	111.9	106.9
31-Jan-07	109.9	117.9	118.9	106.9
17-Jan-07	109.9	117.9	118.9	106.9
3-Jan-07	109.9	117.9	118.9	106.9
20-Dec-06	109.9	117.9	112.9	106.9
6-Dec-06	109.9	117.9	109.9	106.9
22-Nov-06	109.9	117.9	109.9	103.0
8-Nov-06	109.9	117.9	109.9	98.9
25-Oct-06	109.9	117.9	109.9	98.9
11-Oct-06	111.9	117.9	111.7	98.9
27-Sep-06	117.9	123.9	117.9	98.9
13-Sep-06	117.9	123.9	117.9	98.9
August '06	127.6	133.9	118.9	98.9
July '06	122.9	128.9	116.9	98.9
June '06	122.9	128.9	112.9	94.4
May '06	122.9	128.9	112.9	94.4
Apr '06	122.9	128.9	112.9	89.9
Mar '06	108.9	119.9	108.9	89.9
Feb '06	112.9	118.9	113.9	89.9
Jan '06	112.9	118.9	113.9	89.9
Dec '05	112.9	118.9	113.9	89.9
Nov '05	119.9	125.9	115.9	89.9
Oct '05	124.9	129.9	112.9	89.9
Sept '05	122.9	127.9	110.4	89.9
August '05	115.9	120.9	105.9	89.9
July '05	109.9	115.4	103.9	91.5
June '05	108.9	116.9	104.9	93.0
May '05	112.9	122.9	110.9	-
April '05	112.9	122.9	110.9	-
March '05	104.6	114.6	106.9	-

10 Retail Motor Fuel Prices — Other Yukon Communities

Pelly Crossing			Ross River			Tagish self-serve				full-serve
	regular	diesel		regular	diesel	regular	premium	diesel	propane	
26-Sep-07	129.9	124.9	26-Sep-07	128.9	127.9	26-Sep-07	122.4	127.8	115.9	85.0
12-Sep-07	129.9	124.9	12-Sep-07	128.9	127.9	12-Sep-07	122.4	127.8	115.9	85.0
29-Aug-07	129.9	124.9	29-Aug-07	128.9	121.9	29-Aug-07	122.4	127.8	115.9	85.0
15-Aug-07	129.9	125.9	15-Aug-07	128.9	121.9	15-Aug-07	121.4	127.8	115.9	85.0
1-Aug-07	129.9	125.9	1-Aug-07	128.9	121.9	1-Aug-07	121.4	127.8	114.4	85.0
18-Jul-07	129.9	124.9	18-Jul-07	128.9	121.9	18-Jul-07	121.4	127.8	114.4	85.0
4-Jul-07	129.9	124.9	4-Jul-07	128.9	121.9	4-Jul-07	121.4	127.8	114.4	85.0
20-Jun-07	129.9	124.9	20-Jun-07	123.9	113.9	20-Jun-07	121.4	127.8	113.4	85.0
6-Jun-07	129.9	124.9	6-Jun-07	123.9	113.9	6-Jun-07	119.9	127.8	114.4	85.0
23-May-07	129.9	124.9	23-May-07	123.9	113.9	23-May-07	118.4	125.8	114.4	85.0
9-May-07	129.9	124.9	9-May-07	123.9	113.9	9-May-07	112.4	118.8	114.4	85.0
25-Apr-07	119.9	124.9	25-Apr-07	119.9	124.9	25-Apr-07	112.4	118.8	114.4	85.0
11-Apr-07	119.9	124.9	11-Apr-07	119.9	124.9	11-Apr-07	110.4	114.8	111.4	85.0
28-Mar-07	116.9	124.9	28-Mar-07	119.9	124.9	28-Mar-07	109.4	112.8	111.4	85.0
14-Mar-07	105.9	124.9	14-Mar-07	119.9	124.9	14-Mar-07	105.4	104.8	110.4	85.0
28-Feb-07	105.9	124.9	28-Feb-07	119.9	124.9	28-Feb-07	105.4	104.8	110.4	85.0
14-Feb-07	111.9	124.9	14-Feb-07	119.9	124.9	14-Feb-07	103.4	104.8	109.9	85.0
31-Jan-07	116.9	129.9	31-Jan-07	119.9	124.9	31-Jan-07	105.4	104.8	112.4	85.0
17-Jan-07	116.9	129.9	17-Jan-07	119.9	124.9	17-Jan-07	105.4	104.8	112.4	85.0
3-Jan-07	116.9	129.9	3-Jan-07	119.9	124.9	3-Jan-07	104.9	104.8	116.4	85.0
20-Dec-06	111.9	113.9	20-Dec-06	119.9	124.9	20-Dec-06	109.9	N/A	114.9	N/A
6-Dec-06	111.9	113.9	6-Dec-06	119.9	124.9	6-Dec-06	104.9	104.8	107.4	85.0
22-Nov-06	111.9	113.9	22-Nov-06	119.9	124.9	22-Nov-06	104.9	104.8	107.4	85.0
8-Nov-06	111.9	113.9	8-Nov-06	119.9	124.9	8-Nov-06	104.9	106.8	109.4	85.0
25-Oct-06	111.9	113.9	25-Oct-06	119.9	124.9	25-Oct-06	104.9	106.8	109.4	85.0
11-Oct-06	111.9	113.9	11-Oct-06	119.9	124.9	11-Oct-06	105.4	109.8	109.3	85.0
27-Sep-06	117.9	117.9	27-Sep-06	129.9	129.9	27-Sep-06	110.4	116.8	112.4	85.0
13-Sep-06	117.9	122.9	13-Sep-06	129.9	129.9	13-Sep-06	117.9	126.8	114.9	85.0
August '06	128.2	126.6	August '06	132.2	127.2	August '06	122.4	116.7	-	-
July '06	129.9	124.9	July '06	132.4	121.9	July '06	120.9	113.2	-	-
June '06	124.9	119.9	June '06	127.9	121.9	June '06	118.4	111.4	-	-
May '06	118.9	119.9	May '06	121.9	123.9	May '06	117.4	113.0	-	-
Apr '06	124.9	119.9	Apr '06	115.9	119.9	Apr '06	108.9	110.5	-	-
Mar '06	109.6	117.2	Mar '06	115.9	119.9	Mar '06	102.6	109.3	-	-
Feb '06	112.9	119.9	Feb '06	115.9	119.9	Feb '06	107.9	113.0	-	-
Jan '06	112.9	119.9	Jan '06	115.9	122.9	Jan '06	108.4	114.9	-	-
Dec '05	115.9	122.9	Dec '05	115.9	125.9	Dec '05	108.4	114.9	-	-
Nov '05	119.9	126.8	Nov '05	115.9	122.9	Nov '05	114.9	114.9	-	-
Oct '05	125.9	117.9	Oct '05	127.4	124.4	Oct '05	119.4	109.9	-	-
Sept '05	123.4	114.9	Sept '05	132.9	128.9	Sept '05	118.9	109.9	-	-
August '05	113.9	107.9	August '05	122.2	120.9	August '05	110.6	103.9	-	-
July '05	109.4	104.9	July '05	113.9	112.9	July '05	105.4	94.9	-	-
June '05	107.9	103.9	June '05	113.9	112.9	June '05	99.9	94.9	-	-
May '05	108.4	102.4	May '05	113.9	112.9	May '05	102.9	94.9	-	-
April '05	106.9	100.9	April '05	113.9	112.9	April '05	102.9	94.9	-	-
March '05	98.9	94.9	March '05	103.9	102.9	March '05	N/A	N/A	-	-

Residential Fuel Prices in the Yukon

Average prices as of September 26th, 2007

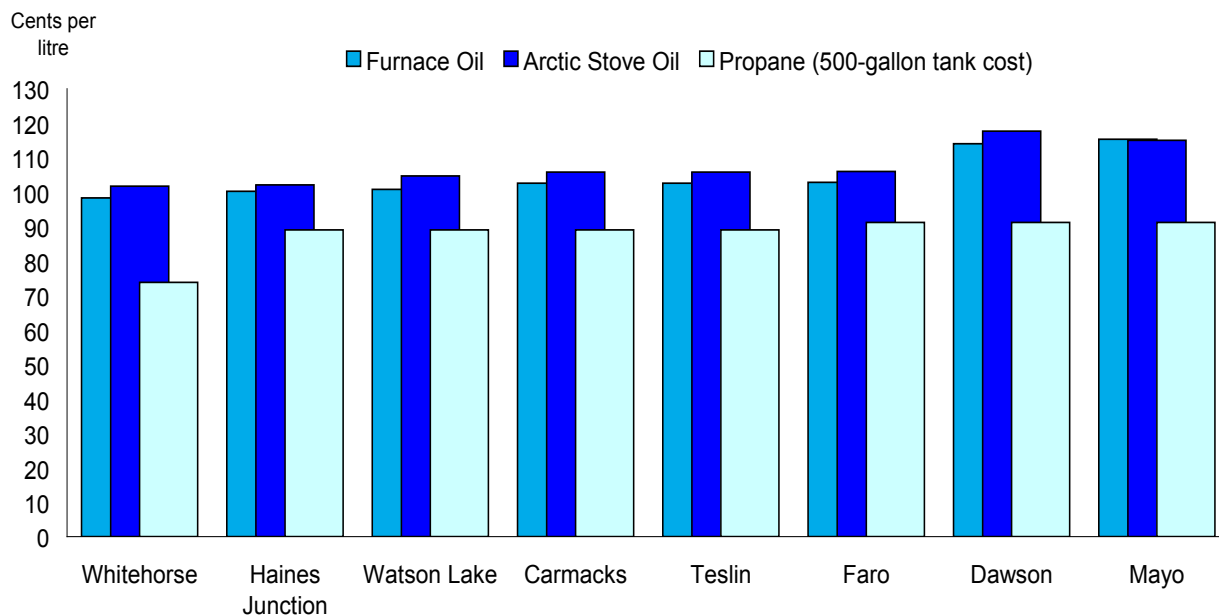
	Residential Heating Fuels		
	Furnace Oil	Arctic Stove Oil	Propane (500-gallon tank cost)
Carmacks	102.6	105.8	89.0
Dawson	114.0	117.7	91.2
Faro	102.8	106.0	91.2
Haines Junction	100.2	102.1	89.0
Mayo	115.3	115.0	91.2
Teslin	102.6	105.8	89.0
Watson Lake	100.8	104.7	89.0
Whitehorse	98.3	101.7	73.8

Notes: All prices are Canadian cents per litre, including all applicable taxes.
 "-" Figure not available at time of survey.

Average prices for residential furnace oil in the Yukon range from 98.3¢ per litre in Whitehorse to 115.3¢ per litre in Mayo. The price of arctic stove oil varies from 101.7¢ per litre in Whitehorse to 117.7¢ per litre in Dawson. Dawson, Faro and Mayo had the highest propane price at 91.2¢ per litre, while Whitehorse had the lowest at 73.8¢ per litre.

Price discounts may apply to seniors, members of unions or service groups, or for quick payment. Ask your fuel supplier for details.

Average Residential Heating Fuel Prices September 26th, 2007



	Furnace Oil	Arctic Stove Oil	Propane (500-gallon tank cost)
26-Sep-07	98.3	101.7	73.8
12-Sep-07	99.6	102.8	72.2
29-Aug-07	97.4	101.1	72.2
15-Aug-07	97.6	101.1	72.4
1-Aug-07	98.8	102.5	71.7
18-Jul-07	95.1	98.8	70.9
4-Jul-07	95.9	99.6	70.4
20-Jun-07	96.4	100.0	70.4
6-Jun-07	95.1	98.4	70.4
23-May-07	98.1	101.2	70.4
9-May-07	96.5	99.6	70.4
25-Apr-07	98.8	102.3	70.4
11-Apr-07	100.7	103.6	68.8
28-Mar-07	97.3	100.4	68.8
14-Mar-07	98.6	101.8	68.8
28-Feb-07	96.2	99.1	68.8
14-Feb-07	96.5	99.6	68.8
31-Jan-07	93.4	96.3	66.7
17-Jan-07	99.6	102.8	68.8
3-Jan-07	100.9	104.1	65.4
20-Dec-06	98.3	101.5	65.4
6-Dec-06	86.8	90.2	65.4
22-Nov-06	87.3	90.5	65.4
8-Nov-06	87.9	91.4	65.4
25-Oct-06	87.3	90.8	66.3
11-Oct-06	86.6	90.0	66.3
27-Sep-06	87.2	90.8	66.3
13-Sep-06	97.8	100.9	66.3
August '06	105.4	108.7	68.4
July '06	99.7	103.1	70.0
June '06	97.8	101.2	67.7
May '06	95.5	98.9	67.7
April '06	95.6	99.5	73.2
March '06	88.2	92.0	65.2
February '06	91.0	95.1	65.2
January '06	94.3	98.4	63.1
December '05	96.1	100.1	61.2
November '05	103.6	107.2	59.8
October '05	104.3	107.9	59.8
September '05	96.0	99.6	61.7
August '05	88.4	91.7	61.1
July '05	85.8	87.8	60.9
June '05	83.2	84.9	63.4
May '05	83.0	85.3	71.6
April '05	84.6	86.9	73.8
March '05	84.6	86.8	73.5
February '05	83.8	85.3	72.8
January '05	76.7	78.9	72.8
December '04	79.6	82.0	78.1
November '04	81.4	83.7	78.1
October '04	80.6	82.6	72.9
September '04	74.2	76.2	69.7
August '04	72.6	74.4	74.0
July '04	71.1	72.8	69.8
June '04	71.2	72.9	74.0
May '04	70.8	72.3	74.0
April '04	68.7	70.2	73.0
March '04	67.9	69.3	71.9
February '04	65.0	66.5	71.9
January '04	64.1	65.5	70.9

13

Residential Heating Fuel Prices — Carmacks

	Furnace Oil	Arctic Stove Oil	Propane (500-gallon tank cost)
26-Sep-07	102.6	105.8	89.0
12-Sep-07	102.6	105.8	85.8
29-Aug-07	102.6	105.8	85.8
15-Aug-07	102.6	105.8	n/a
1-Aug-07	102.6	105.8	84.9
18-Jul-07	102.6	105.8	84.9
4-Jul-07	102.6	105.8	83.8
20-Jun-07	102.6	105.8	83.8
6-Jun-07	102.6	105.8	83.8
23-May-07	101.5	104.7	83.8
9-May-07	101.5	104.7	83.8
25-Apr-07	101.5	104.7	83.8
11-Apr-07	101.5	104.7	81.5
28-Mar-07	101.5	104.7	81.5
14-Mar-07	101.5	104.7	81.5
28-Feb-07	101.5	104.7	81.5
14-Feb-07	101.5	104.7	81.5
31-Jan-07	101.5	105.8	79.4
17-Jan-07	104.7	119.6	N/A
3-Jan-07	101.5	105.8	76.8
20-Dec-06	101.5	105.8	76.8
6-Dec-06	90.9	95.2	76.8
22-Nov-06	90.9	95.2	76.8
8-Nov-06	90.9	95.2	76.8
25-Oct-06	90.9	95.2	76.6
11-Oct-06	92.4	96.7	76.6
27-Sep-06	92.4	96.7	76.6
13-Sep-06	101.4	105.7	76.6
August '06	108.4	112.7	77.3
July '06	101.3	105.6	77.3
June '06	104.0	108.3	76.5
May '06	101.3	105.6	75.1
April '06	99.7	104.0	73.2
March '06	95.2	99.5	73.2
February '06	96.0	100.3	73.2
January '06	98.8	104.5	73.2
December '05	97.3	103.0	71.1
November '05	109.9	114.2	58.7
October '05	110.4	114.7	58.7
September '05	101.4	104.6	58.7
August '05	90.0	93.5	58.7
July '05	88.7	90.8	58.7
June '05	88.7	90.8	62.5
May '05	88.7	90.8	72.7
April '05	88.7	90.8	73.8
March '05	87.6	89.7	73.5
February '05	83.4	85.5	72.8
January '05	82.3	84.5	72.8
December '04	83.4	85.5	78.1
November '04	83.8	85.9	78.1
October '04	83.8	85.9	74.0
September '04	77.4	79.5	71.9
August '04	74.6	75.6	76.2
July '04	71.4	72.4	71.7
June '04	71.4	72.4	77.0
May '04	71.4	72.4	77.0
April '04	71.4	72.4	74.9
March '04	70.7	71.7	73.8
February '04	67.1	68.2	73.8
January '04	67.1	68.2	72.8

	Furnace Oil	Arctic Stove Oil	Propane (500-gallon tank cost)
26-Sep-07	114.0	117.7	91.2
12-Sep-07	114.0	117.7	87.9
29-Aug-07	114.0	117.7	87.9
15-Aug-07	114.0	117.7	n/a
1-Aug-07	114.0	117.7	87.9
18-Jul-07	114.0	117.7	87.9
4-Jul-07	115.1	117.7	86.8
20-Jun-07	114.0	117.7	86.8
6-Jun-07	114.0	117.7	86.8
23-May-07	113.5	117.2	86.8
9-May-07	113.5	117.2	86.8
25-Apr-07	113.5	117.2	86.8
11-Apr-07	113.5	117.2	83.6
28-Mar-07	112.4	116.1	83.6
14-Mar-07	112.4	116.1	83.6
28-Feb-07	111.4	115.1	83.6
14-Feb-07	111.4	115.1	83.6
31-Jan-07	112.9	115.6	81.5
17-Jan-07	111.2	113.8	N/A
3-Jan-07	107.6	111.9	79.0
20-Dec-06	107.6	111.9	79.0
6-Dec-06	103.4	106.6	79.0
22-Nov-06	102.3	106.6	79.0
8-Nov-06	102.3	106.6	79.0
25-Oct-06	102.3	106.6	78.7
11-Oct-06	104.7	108.9	78.7
27-Sep-06	108.9	113.2	78.7
13-Sep-06	116.1	120.3	78.7
August '06	119.0	122.7	79.5
July '06	111.3	115.6	79.5
June '06	111.3	115.6	77.4
May '06	108.1	112.4	76.3
April '06	110.4	114.8	75.3
March '06	106.3	110.6	75.3
February '06	109.2	113.5	75.3
January '06	111.3	115.6	75.3
December '05	111.3	115.6	73.2
November '05	114.3	118.5	63.0
October '05	111.6	115.9	63.0
September '05	102.8	107.0	64.1
August '05	91.8	95.0	63.7
July '05	88.0	90.1	63.0
June '05	89.1	91.2	65.2
May '05	90.1	92.2	74.9
April '05	90.4	92.2	74.9
March '05	88.5	90.6	74.5
February '05	83.2	84.8	73.8
January '05	82.4	84.2	73.8
December '04	82.4	84.5	79.2
November '04	82.4	84.5	79.2
October '04	80.8	82.9	76.6
September '04	76.8	79.0	76.2
August '04	72.2	73.3	80.5
July '04	70.6	71.7	76.0
June '04	70.6	71.7	81.3
May '04	70.6	71.7	81.3
April '04	70.6	71.7	79.2
March '04	70.1	71.2	78.1
February '04	65.3	66.3	78.1
January '04	65.3	66.3	77.1

Residential Heating Fuel Prices — Faro

	Furnace Oil	Arctic Stove Oil	Propane (500-gallon tank cost)
26-Sep-07	102.8	106.0	91.2
12-Sep-07	102.8	106.0	87.9
29-Aug-07	102.8	106.0	87.9
15-Aug-07	102.8	106.0	n/a
1-Aug-07	102.8	106.0	87.9
18-Jul-07	102.8	106.0	87.9
4-Jul-07	102.8	106.0	86.8
20-Jun-07	102.8	106.0	86.8
6-Jun-07	102.8	106.0	86.8
23-May-07	101.8	104.9	86.8
9-May-07	101.8	104.9	86.8
25-Apr-07	101.8	104.9	86.8
11-Apr-07	101.8	104.9	83.6
28-Mar-07	101.8	104.9	83.6
14-Mar-07	101.8	104.9	83.6
28-Feb-07	101.8	104.9	83.6
14-Feb-07	101.8	104.9	83.6
31-Jan-07	102.8	106.0	81.5
17-Jan-07	104.9	109.2	N/A
3-Jan-07	101.8	106.0	79.0
20-Dec-06	101.8	106.0	79.0
6-Dec-06	101.8	95.4	79.0
22-Nov-06	101.8	95.4	79.0
8-Nov-06	101.8	95.4	79.0
25-Oct-06	101.8	95.4	78.7
11-Oct-06	92.6	96.9	78.7
27-Sep-06	92.6	96.9	78.7
13-Sep-06	101.7	105.9	78.7
August '06	108.6	112.9	79.5
July '06	101.5	105.8	79.5
June '06	101.5	105.8	77.4
May '06	101.5	105.8	75.3
April '06	99.9	104.2	73.2
March '06	95.5	99.7	73.2
February '06	96.2	100.5	73.2
January '06	100.5	104.8	73.2
December '05	100.5	104.8	71.1
November '05	110.1	114.4	60.9
October '05	110.7	114.9	60.9
September '05	100.5	104.8	64.1
August '05	90.8	95.1	64.1
July '05	88.7	90.8	63.0
June '05	88.7	90.8	65.2
May '05	88.7	90.8	74.9
April '05	88.7	90.8	74.9
March '05	87.6	89.7	74.5
February '05	83.4	85.5	73.8
January '05	82.3	84.5	73.8
December '04	83.4	85.5	79.2
November '04	84.0	86.1	79.2
October '04	84.0	86.1	76.6
September '04	77.6	79.7	76.2
August '04	74.8	75.9	80.5
July '04	71.6	72.7	73.8
June '04	71.6	72.7	79.2
May '04	71.6	72.7	79.2
April '04	71.6	72.7	77.1
March '04	70.9	72.0	76.0
February '04	67.3	68.4	76.0
January '04	67.3	68.4	74.9

16

Residential Heating Fuel Prices — Haines Junction

	Furnace Oil	Arctic Stove Oil	Propane (500-gallon tank cost)
26-Sep-07	100.2	102.1	89.0
12-Sep-07	97.6	101.1	85.8
29-Aug-07	97.6	100.6	85.8
15-Aug-07	97.6	100.6	n/a
1-Aug-07	97.8	100.9	85.8
18-Jul-07	97.0	100.4	85.8
4-Jul-07	96.7	99.1	84.7
20-Jun-07	97.2	99.5	84.7
6-Jun-07	95.7	97.2	84.7
23-May-07	97.0	99.7	84.7
9-May-07	96.5	99.2	84.7
25-Apr-07	97.3	99.9	84.7
11-Apr-07	99.7	102.9	81.5
28-Mar-07	97.6	100.7	81.5
14-Mar-07	97.6	102.1	81.5
28-Feb-07	96.0	97.9	81.5
14-Feb-07	96.0	99.0	81.5
31-Jan-07	96.0	96.5	79.4
17-Jan-07	100.4	103.0	N/A
3-Jan-07	99.6	107.1	76.8
20-Dec-06	95.4	100.0	76.8
6-Dec-06	85.1	88.0	76.8
22-Nov-06	86.9	89.2	76.8
8-Nov-06	87.2	90.2	76.8
25-Oct-06	87.7	90.5	76.6
11-Oct-06	90.5	93.3	76.6
27-Sep-06	95.6	95.8	76.6
13-Sep-06	100.1	101.4	76.6
August '06	105.6	109.4	77.3
July '06	99.9	104.2	77.3
Jun '06	98.7	102.5	75.3
May '06	97.6	100.1	74.2
April '06	95.7	99.7	73.2
March '06	93.0	96.1	73.2
February '06	92.3	94.9	73.2
January '06	95.7	98.2	73.2
December '05	97.5	100.7	71.1
November '05	105.2	107.6	58.7
October '05	107.9	111.7	58.7
September '05	97.6	100.9	62.0
August '05	88.1	92.2	60.9
July '05	88.2	89.6	58.7
June '05	85.1	86.3	62.5
May '05	82.5	83.9	72.7
April '05	84.8	86.7	73.8
March '05	84.6	88.1	73.5
February '05	83.4	85.9	72.8
January '05	78.2	80.6	72.8
December '04	80.9	83.6	78.1
November '04	82.3	84.3	78.1
October '04	81.7	83.5	74.0
September '04	76.3	78.8	71.9
August '04	74.1	76.3	76.2
July '04	68.9	72.3	71.7
June '04	68.4	72.4	77.0
May '04	69.4	73.7	77.0
April '04	70.3	71.6	74.9
March '04	69.9	71.3	73.8
February '04	68.4	70.2	73.8
January '04	67.1	69.0	72.8

17

Residential Heating Fuel Prices — Mayo

	Furnace Oil	Arctic Stove Oil	Propane (500-gallon tank cost)
26-Sep-07	115.3	115.0	91.2
12-Sep-07	113.7	114.0	87.9
29-Aug-07	113.7	115.0	87.9
15-Aug-07	113.2	115.0	n/a
1-Aug-07	114.3	115.0	87.9
18-Jul-07	114.3	115.0	87.9
4-Jul-07	114.3	115.0	86.8
20-Jun-07	113.0	113.7	86.8
6-Jun-07	112.9	114.0	86.8
23-May-07	111.5	112.6	86.8
9-May-07	111.5	112.6	86.8
25-Apr-07	111.6	113.2	86.8
11-Apr-07	111.4	112.4	83.6
28-Mar-07	111.4	112.4	83.6
14-Mar-07	111.1	112.2	83.6
28-Feb-07	111.5	112.6	83.6
14-Feb-07	111.5	112.6	83.6
31-Jan-07	110.5	111.5	81.5
17-Jan-07	111.5	112.9	N/A
3-Jan-07	110.4	111.8	79.0
20-Dec-06	106.4	107.8	79.0
6-Dec-06	104.4	105.9	79.0
22-Nov-06	104.4	105.9	79.0
8-Nov-06	102.7	104.1	79.0
25-Oct-06	106.2	107.6	78.7
11-Oct-06	106.7	108.1	78.7
27-Sep-06	109.5	110.9	78.7
13-Sep-06	114.7	116.1	78.7
August '06	118.7	120.4	79.5
July '06	112.8	114.2	79.5
June '06	110.9	112.3	77.4
May '06	110.9	112.3	76.3
April '06	109.2	110.9	75.3
March '06	109.5	110.9	75.3
February '06	110.1	111.5	75.3
January '06	112.5	113.9	75.3
December '05	112.5	114.2	73.2
November '05	119.3	120.7	63.0
October '05	110.2	112.1	63.0
September '05	102.0	103.3	65.2
August '05	91.4	92.6	64.4
July '05	90.4	91.5	60.9
June '05	90.4	91.8	64.2
May '05	88.8	89.5	74.9
April '05	88.1	88.8	74.9
March '05	85.0	85.7	74.5
February '05	83.1	83.8	73.8
January '05	81.0	81.7	73.8
December '04	80.4	81.1	79.2
November '04	79.9	80.8	79.2
October '04	78.7	79.7	76.6
September '04	75.5	76.3	76.2
August '04	73.3	73.7	80.5
July '04	72.2	72.6	71.7
June '04	73.8	74.1	77.0
May '04	71.4	71.9	77.0
April '04	68.7	69.0	74.9
March '04	67.7	68.1	73.8
February '04	66.5	67.0	73.8
January '04	65.5	66.6	72.8

	Furnace Oil	Arctic Stove Oil	Propane (500-gallon tank cost)
26-Sep-07	102.6	105.8	89.0
12-Sep-07	102.6	103.8	85.8
29-Aug-07	102.6	103.8	85.8
15-Aug-07	102.6	105.8	n/a
1-Aug-07	102.6	105.8	85.8
18-Jul-07	102.6	105.8	85.8
4-Jul-07	102.6	105.8	84.7
20-Jun-07	102.6	105.8	84.7
6-Jun-07	102.6	105.8	84.7
23-May-07	101.5	104.7	84.7
9-May-07	101.5	104.7	84.7
25-Apr-07	101.5	104.7	84.7
11-Apr-07	101.5	102.2	81.5
28-Mar-07	101.5	102.7	81.5
14-Mar-07	101.5	102.7	81.5
28-Feb-07	101.5	102.7	81.5
14-Feb-07	101.5	101.7	81.5
31-Jan-07	102.6	101.1	79.4
17-Jan-07	105.9	104.9	N/A
3-Jan-07	101.5	99.5	76.8
20-Dec-06	101.5	99.5	76.8
6-Dec-06	90.9	93.2	76.8
22-Nov-06	90.9	93.2	76.8
8-Nov-06	90.9	93.2	76.8
25-Oct-06	90.9	92.6	76.6
11-Oct-06	92.4	96.7	76.6
27-Sep-06	92.4	96.7	76.6
13-Sep-06	101.4	105.7	76.6
August '06	108.4	110.8	77.3
July '06	101.3	105.6	77.3
June '06	101.3	105.6	75.3
May '06	101.3	105.6	74.2
April '06	99.7	104.0	73.2
March '06	95.2	99.5	73.2
February '06	96.0	100.3	73.2
January '06	100.3	104.5	73.2
December '05	100.3	104.5	71.1
November '05	109.9	114.2	58.7
October '05	110.4	114.7	58.7
September '05	100.3	104.6	58.7
August '05	89.9	93.5	58.7
July '05	88.5	90.6	58.7
June '05	88.5	90.6	62.5
May '05	88.5	90.6	73.8
April '05	88.5	90.6	73.8
March '05	87.4	89.5	73.5
February '05	83.2	85.3	72.8
January '05	82.1	84.2	72.8
December '04	83.4	85.9	78.1
November '04	84.7	87.2	78.1
October '04	84.0	86.1	76.1
September '04	77.4	78.9	76.2
August '04	74.6	75.6	80.5
July '04	71.4	73.1	70.4
June '04	71.4	74.2	75.8
May '04	71.4	74.6	75.8
April '04	71.3	72.6	73.6
March '04	70.9	72.2	72.5
February '04	69.2	70.6	72.5
January '04	68.6	69.9	71.5

19

Residential Heating Fuel Prices — Watson Lake

	Furnace Oil	Arctic Stove Oil	Propane (500-gallon tank cost)
26-Sep-07	100.8	104.7	89.0
12-Sep-07	100.9	104.7	85.8
29-Aug-07	99.7	102.8	85.8
15-Aug-07	99.3	102.4	n/a
1-Aug-07	100.6	103.7	85.8
18-Jul-07	98.5	102.4	85.8
4-Jul-07	98.5	102.0	84.7
20-Jun-07	99.3	102.6	84.7
6-Jun-07	97.9	101.2	84.7
23-May-07	98.5	101.8	84.7
9-May-07	98.4	101.7	84.7
25-Apr-07	98.8	102.1	84.7
11-Apr-07	100.6	103.9	81.5
28-Mar-07	101.4	104.7	81.5
14-Mar-07	100.2	103.4	81.5
28-Feb-07	98.9	101.8	81.5
14-Feb-07	98.1	101.0	81.5
31-Jan-07	97.5	100.5	79.4
17-Jan-07	100.7	104.2	N/A
3-Jan-07	102.9	106.1	76.8
20-Dec-06	94.1	97.9	76.8
6-Dec-06	88.7	92.6	76.8
22-Nov-06	87.0	90.8	76.8
8-Nov-06	87.9	91.7	76.8
25-Oct-06	88.5	92.3	76.6
11-Oct-06	88.2	92.0	76.6
27-Sep-06	89.2	92.8	76.6
13-Sep-06	95.9	99.8	76.6

	Furnace Oil	Arctic Stove Oil	Propane (500-gallon tank cost)
August '06	105.4	109.4	77.3
July '06	100.5	104.9	77.3
June '06	98.3	102.7	75.3
May '06	98.9	103.4	74.2
April '06	96.8	101.2	73.2
March '06	91.0	95.4	73.2
February '06	92.1	96.5	73.2
January '06	97.4	102.3	73.2
December '05	98.7	103.6	71.1
November '05	103.4	108.0	58.7
October '05	107.5	112.0	58.7
September '05	89.8	93.7	60.4
August '05	82.8	86.5	60.9
July '05	80.0	83.1	58.7
June '05	78.8	81.7	62.0
May '05	76.5	79.2	72.8
April '05	77.4	80.2	72.8
March '05	77.8	80.6	72.4
February '05	76.5	79.3	71.7
January '05	72.4	75.2	71.7
December '04	71.9	74.7	77.0
November '04	73.9	76.7	77.0
October '04	72.8	75.6	71.3
September '04	67.7	70.2	67.6
August '04	66.4	68.3	73.0
July '04	63.1	65.1	68.3
June '04	61.2	63.1	73.6
May '04	62.1	63.9	73.6
April '04	62.0	62.7	71.5
March '04	59.7	61.9	70.4
February '04	57.6	59.9	70.4
January '04	56.9	58.7	69.4

Information collected by The Yukon Bureau of Statistics for the Department of Economic Development.

Next release: October 25th, 2007



Additional information:
The Yukon Government
Executive Council Office
Bureau of Statistics (A-8C)
Box 2703, Whitehorse, Yukon Y1A 2C6
Telephone: (867) 667-5640; Fax: (867) 393-6203
email: ybsinfo@gov.yk.ca
website: <http://www.eco.gov.yk.ca/stats/>