

1

Retail Motor Fuel Prices in the Yukon

Average prices as of December 19th, 2007

	Self-Serve		
	regular	premium	diesel
Whitehorse	115.8	121.9	120.1
Beaver Creek	128.9	133.9	126.9
Carcross	119.9	129.9	121.9
Carmacks	125.9	134.9	137.9
Dawson City	138.4	147.2	139.0
Destruction Bay	125.9	130.9	123.9
Faro	N/A Due to Fire		
Haines Junction	121.3	130.4	122.9
Mayo	136.9	140.9	128.9
Pelly Crossing	129.9	-	132.9
Ross River	129.9	-	132.9
Tagish	122.4	127.8	125.9
Teslin	115.9	121.9	120.9
Watson Lake	125.9	134.4	131.9

	Full-Serve			
	regular	premium	diesel	propane
Whitehorse	117.8	128.9	123.2	90.2
Burwash Landing	N/A	-	N/A	-
Carmacks	-	-	-	98.0
Dawson City	-	-	-	99.9
Destruction Bay	-	-	-	106.9
Faro	N/A Due to Fire			
Haines Junction	117.9	-	116.9	92.9
Mayo	139.9	-	122.9	92.9
Tagish	-	-	-	85.0
Teslin	-	-	-	90.0
Watson Lake	-	-	120.9	89.9

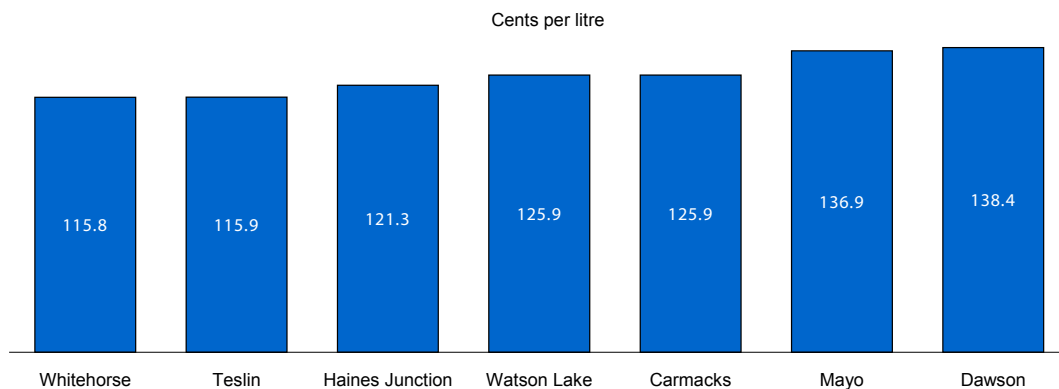
Current average gasoline prices for regular self-serve in the Yukon range from 115.8¢ per litre in Whitehorse to 138.4¢ per litre in Dawson City. The price for premium self-serve ranges from 121.9¢ per litre in Teslin and Whitehorse to 147.2¢ per litre in Dawson City. The lowest price for self-serve diesel is in Whitehorse—120.1¢ per litre.

For full-serve regular gasoline, the average price ranges from 117.1¢ per litre in Whitehorse to 139.9¢ per litre in Mayo. The price for full-serve diesel ranges from 116.9¢ per litre in Haines Junction to 123.2¢ per litre in Whitehorse. In Watson Lake full-serve diesel was cheaper than self-serve.

Tagish has the lowest price for propane, at 85.0¢ per litre, while Destruction Bay has the highest, at 106.9¢ per litre.

Note: All prices are Canadian cents per litre, including all applicable taxes.
 “-” Indicates this service is not available in this community at this time.
 “N/A” indicates this information is not available for the reporting period.

Average Retail Gasoline Prices Regular Self-Serve — December 19th, 2007



2

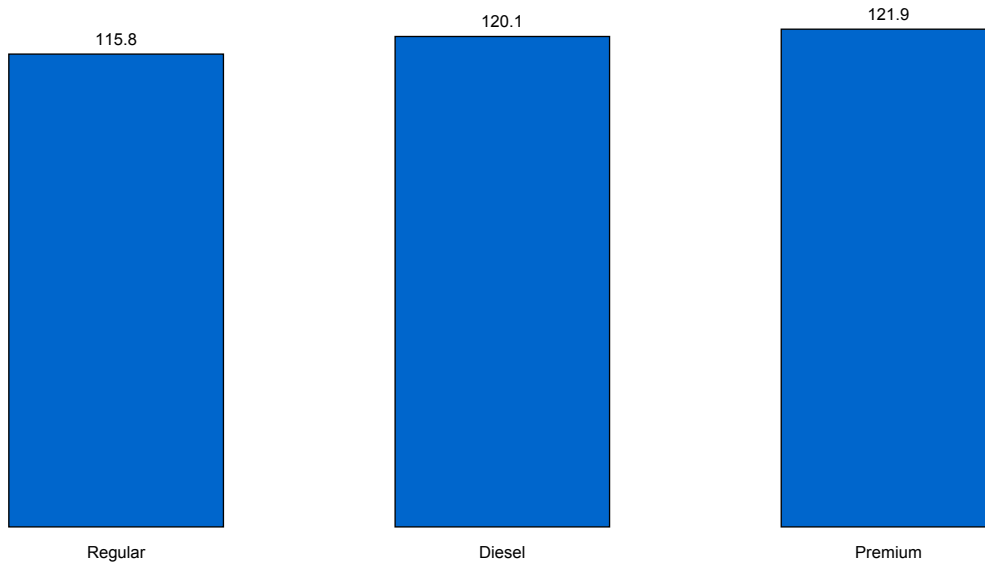
Retail Motor Fuel Prices — Whitehorse

	Self-Serve				Full-Serve				
	regular	mid-grade	premium	diesel	regular	mid-grade	premium	diesel	propane
19-Dec-07	115.8	-	121.9	120.1	117.8	-	128.9	123.2	90.2
5-Dec-07	116.5	-	122.2	119.6	117.8	-	128.9	123.2	90.2
21-Nov-07	115.6	-	122.0	116.9	117.1	-	127.9	115.6	87.9
7-Nov-07	115.6	-	122.3	109.1	117.1	-	127.9	114.6	82.6
24-Oct-07	115.6	-	122.3	109.4	117.1	-	127.9	114.6	82.6
10-Oct-07	117.1	-	122.7	108.7	121.1	-	129.9	111.9	89.9
26-Sep-07	119.9	-	123.7	109.0	122.4	-	127.9	111.9	82.6
12-Sep-07	119.8	-	124.3	109.1	122.4	-	127.9	111.9	81.9
29-Aug-07	119.8	-	124.7	108.9	121.8	-	127.2	111.9	80.9
15-Aug-07	119.8	-	124.9	108.7	121.8	-	127.9	111.9	80.9
1-Aug-07	119.9	-	125.1	109.0	121.8	-	127.9	111.9	80.9
18-Jul-07	119.9	-	124.9	108.7	121.8	-	127.9	111.9	80.9
4-Jul-07	119.7	-	124.9	108.2	121.8	-	123.9	111.9	80.9
20-Jun-07	119.7	-	124.9	107.8	121.8	-	127.9	111.9	80.9
6-Jun-07	120.4	-	124.9	107.6	121.8	-	129.2	111.9	80.9
23-May-07	116.5	-	121.2	107.5	117.1	-	124.9	112.4	80.9
9-May-07	114.1	-	119.1	108.8	115.8	-	123.2	113.2	80.9
25-Apr-07	105.1	-	110.3	104.4	106.1	-	116.7	109.8	80.1
11-Apr-07	104.1	-	109.5	104.6	104.9	-	115.5	108.7	79.9
28-Mar-07	108.8	-	113.4	106.9	109.8	-	119.2	110.6	79.9
14-Mar-07	100.6	-	107.8	105.6	99.8	-	110.2	106.9	79.9
28-Feb-07	98.4	-	103.1	102.8	99.8	-	109.9	103.9	79.9
14-Feb-07	96.4	-	102.5	103.3	95.8	-	110.2	101.9	78.4
31-Jan-07	96.4	-	102.1	105.0	97.1	-	106.6	101.9	78.4
17-Jan-07	100.4	-	106.7	106.5	99.8	-	109.6	101.9	78.4
3-Jan-07	100.4	-	106.4	107.4	99.8	-	109.6	104.9	79.9
20-Dec-06	99.3	-	105.8	103.3	98.4	-	110.6	104.9	71.9
6-Dec-06	96.3	-	103.1	98.7	96.9	-	108.9	102.2	71.9
November '06	97.8	-	104.5	101.0	97.7	-	109.8	103.6	71.9
October '06	99.1	-	105.9	99.9	100.1	-	114.0	104.3	71.4
September '06	110.5	117.2	116.7	110.4	111.6	118.9	124.2	117.6	83.2
August '06	119.7	124.1	125.7	114.0	121.8	124.4	130.1	117.2	84.6
July '06	116.0	120.8	122.8	110.7	119.4	122.9	127.5	112.6	83.4
June '06	113.6	119.9	121.8	109.7	118.2	122.9	127.5	110.3	82.9
May '06	114.4	118.6	122.1	108.7	118.2	122.9	127.5	110.6	82.9
April '06	117.1	123.2	123.0	108.5	119.8	123.2	127.5	114.2	81.2
March '06	101.6	106.3	109.2	101.8	102.6	107.2	111.9	102.3	80.2
February '06	105.6	109.9	111.9	105.1	105.8	109.4	114.1	112.1	82.1
January '06	105.7	110.0	112.0	108.1	105.8	109.4	114.1	113.9	83.2
December '05	106.1	110.0	112.9	109.4	106.6	110.1	114.9	114.6	82.4
November '05	108.8	113.1	116.0	111.4	109.2	113.6	118.6	117.6	80.6
October '05	116.8	120.8	122.9	109.8	116.6	119.8	123.9	115.3	81.6
September '05	120.7	125.5	126.4	106.7	121.6	124.7	127.7	110.2	81.4
August '05	112.1	116.3	117.8	101.9	113.2	116.8	119.7	107.8	82.8
July '05	106.3	110.2	111.9	99.9	106.7	110.1	113.5	102.6	82.2
June '05	102.1	105.7	108.0	97.0	102.3	105.9	110.4	100.4	84.7
May '05	102.4	105.9	108.7	97.7	102.8	106.1	111.1	100.6	84.7
April '05	104.8	108.4	110.6	99.3	105.4	108.8	112.4	100.2	84.7
March '05	98.3	101.6	103.8	95.1	99.5	103.6	106.7	98.9	84.0
February '05	92.5	96.6	99.6	89.3	93.4	97.8	104.4	90.6	84.3
January '05	90.5	94.2	97.4	86.6	91.3	96.3	104.6	89.4	83.2
December '04	94.0	98.2	101.3	87.9	94.4	100.3	105.9	90.7	83.2
November '04	99.6	104.8	106.1	88.7	100.7	105.6	109.0	90.2	83.2
October '04	99.6	104.6	105.7	87.3	100.6	105.4	108.4	88.6	83.2
September '04	95.8	100.4	102.4	83.1	96.6	101.2	106.1	86.4	82.7
August '04	95.8	100.4	102.4	81.7	97.0	101.2	106.2	86.3	80.2
July '04	97.8	102.7	104.2	81.8	98.7	103.1	107.9	86.6	79.2
June '04	100.0	104.9	106.0	82.4	101.3	105.9	110.2	85.3	81.5
May '04	99.2	104.1	104.8	82.7	101.4	105.9	108.3	84.3	81.3
April '04	92.3	96.6	98.3	79.8	93.0	98.2	100.4	81.3	78.8
March '04	89.6	94.2	95.6	76.8	90.4	96.6	98.2	79.1	77.3
February '04	86.9	91.4	93.2	74.6	87.0	92.7	95.0	75.7	77.3
January '04	78.0	82.9	86.2	73.4	78.8	84.7	89.2	75.4	76.7


2

Retail Motor Fuel Prices — Whitehorse

**Average Self-Serve, as of December 19th, 2007
(cents per litre)**



**Average Full-Serve, as of December 19th, 2007
(cents per litre)**



3

Retail Motor Fuel Prices — Carmacks

	Self-Serve			Full-Serve
	regular	premium	diesel	propane
19-Dec-07	125.9	134.9	137.9	98.0
5-Dec-07	125.9	134.9	133.9	98.0
21-Nov-07	125.9	133.4	132.9	90.0
7-Nov-07	119.9	129.9	124.4	97.0
24-Oct-07	125.9	135.4	124.4	97.0
10-Oct-07	125.9	135.4	121.4	97.0
26-Sep-07	125.9	135.4	121.4	97.0
12-Sep-07	125.9	135.4	121.4	97.0
29-Aug-07	125.9	135.4	121.4	97.0
15-Aug-07	125.4	135.4	121.4	97.0
1-Aug-07	125.4	135.4	121.4	97.0
18-Jul-07	125.4	135.4	121.4	97.0
4-Jul-07	125.4	135.4	119.9	96.0
20-Jun-07	129.9	138.9	121.4	96.0
6-Jun-07	129.9	138.9	121.4	96.0
23-May-07	129.9	137.9	121.4	94.0
9-May-07	129.9	136.4	121.4	90.0
25-Apr-07	119.9	126.4	119.9	90.0
11-Apr-07	119.9	126.4	119.9	93.0
28-Mar-07	117.9	124.9	113.4	93.0
14-Mar-07	112.9	120.4	111.9	94.0
28-Feb-07	107.9	117.4	111.9	94.0
14-Feb-07	105.9	115.4	111.9	94.0
31-Jan-07	115.9	132.4	111.4	94.0
17-Jan-07	115.9	132.4	111.4	94.0
3-Jan-07	115.9	132.4	111.4	94.0
20-Dec-06	109.9	128.9	111.4	94.0
6-Dec-06	109.9	128.9	111.4	94.0
22-Nov-06	109.9	119.9	110.9	94.0
8-Nov-06	109.9	119.9	109.4	94.0
November '06	109.9	119.9	110.2	94.0
October '06	109.9	119.9	107.7	94.0
September '06	115.9	124.7	118.9	93.5
August '06	127.6	136.4	126.4	93.0
July '06	127.9	135.9	121.2	93.0
June '06	129.9	138.9	123.9	94.0
May '06	129.9	138.2	123.9	93.5
April '06	122.4	132.2	115.9	93.0
March '06	107.1	115.2	111.4	93.0
February '06	108.9	117.9	114.7	93.0
January '06	108.9	117.9	115.9	93.0
December '05	109.9	119.2	116.9	93.0
November '05	112.9	122.4	124.7	93.0
October '05	123.9	131.2	124.9	93.0
September '05	125.9	133.9	120.9	91.0
August '05	116.9	123.9	109.6	90.0
July '05	109.4	118.7	105.4	92.5
June '05	105.9	115.4	102.9	98.0
May '05	110.9	117.9	106.9	96.0
April '05	110.9	117.9	106.9	96.0
March '05	100.6	108.7	102.1	95.0
February '05	95.4	105.4	96.2	93.0
January '05	94.9	104.7	94.4	93.0
December '04	97.4	105.9	95.9	93.0
November '04	101.7	111.8	97.4	93.0
October '04	100.4	111.7	94.7	93.0
September '04	98.9	108.4	90.9	91.7
August '04	98.9	107.4	90.9	89.0
July '04	101.2	109.4	90.9	92.0
June '04	103.9	110.4	91.2	92.0
May '04	105.9	111.4	91.4	92.0
April '04	94.4	102.2	85.9	89.5
March '04	91.2	98.9	86.2	89.0
February '04	88.9	96.2	79.7	89.0
January '04	80.9	91.4	77.4	88.0

4

Retail Motor Fuel Prices — Dawson City

	Self-Serve			Full-Serve		
	regular	premium	diesel	regular	diesel	propane
19-Dec-07	138.4	147.2	139.0	-	-	99.9
5-Dec-07	138.2	146.0	136.3	-	-	99.9
21-Nov-07	139.7	147.3	137.2	-	-	99.9
7-Nov-07	139.7	147.3	135.0	-	-	99.9
24-Oct-07	139.7	147.3	135.0	-	-	99.9
10-Oct-07	139.7	147.3	135.0	-	-	99.9
26-Sep-07	140.4	147.5	134.1	-	-	99.9
12-Sep-07	140.4	147.5	134.1	-	-	99.9
29-Aug-07	140.4	147.5	134.1	-	-	99.9
15-Aug-07	140.4	147.5	134.1	-	-	99.9
1-Aug-07	141.7	147.5	135.4	-	-	99.9
18-Jul-07	141.7	147.5	135.4	-	-	97.9
4-Jul-07	140.5	147.5	133.8	-	-	97.9
20-Jun-07	140.9	147.2	133.9	-	-	97.9
6-Jun-07	143.2	147.2	133.9	-	-	97.9
23-May-07	142.7	147.5	133.9	-	-	97.9
9-May-07	137.4	146.2	134.4	-	-	97.9
25-Apr-07	134.6	140.7	131.0	-	-	97.9
11-Apr-07	130.6	139.4	131.2	-	-	97.9
28-Mar-07	127.7	138.2	131.7	-	-	N/A
14-Mar-07	122.4	127.4	129.3	-	-	97.9
28-Feb-07	122.2	129.7	130.8	-	-	N/A
14-Feb-07	121.6	128.4	127.3	-	-	97.9
31-Jan-07	122.0	128.3	127.9	-	-	97.9
17-Jan-07	121.5	126.4	126.5	-	-	97.9
3-Jan-07	122.5	128.9	125.9	-	-	97.9
20-Dec-06	119.3	123.6	120.1	-	-	97.9
6-Dec-06	119.3	123.6	120.1	-	-	97.9
November '06	119.8	124.3	120.8	-	-	98.2
October '06	122.5	127.3	122.8	-	-	98.5
September '06	130.3	135.1	129.1	-	-	98.5
August '06	136.5	142.2	130.8	-	-	98.5
July '06	134.4	139.8	129.2	-	-	98.2
June '06	133.7	139.1	129.0	131.5	130.0	96.8
May '06	133.5	139.2	130.3	129.0	126.0	95.0
April '06	133.6	139.6	128.8	125.0	123.0	94.0
March '06	121.9	128.4	125.6	119.0	120.0	86.5
February '06	123.2	129.2	126.2	117.0	126.5	86.5
January '06	123.2	129.1	126.0	110.0	125.0	86.5
December '05	123.5	129.2	126.0	116.5	125.0	95.5
November '05	125.0	131.0	124.6	123.0	127.5	95.5
October '05	128.5	134.8	124.5	126.0	123.0	89.9
September '05	129.1	135.1	124.1	131.5	121.5	90.7
August '05	118.2	124.1	114.0	120.3	116.0	91.5
July '05	113.4	118.4	109.4	115.5	114.5	91.5
June '05	113.4	118.4	109.2	113.5	111.0	91.5
May '05	113.4	118.4	109.2	112.0	108.0	89.9
April '05	113.3	119.1	108.4	113.0	111.0	89.9
March '05	105.2	115.5	98.5	107.9	107.9	89.9
February '05	104.8	113.3	98.9	107.9	102.9	89.9
January '05	106.7	113.7	96.7	107.9	96.9	89.9
December '04	107.3	115.5	96.4	-	-	89.7
November '04	107.9	116.1	96.1	-	-	89.5
October '04	106.8	113.5	94.9	104.9	91.9	89.5
September '04	106.6	113.0	94.1	99.9	89.9	89.5
August '04	107.2	112.5	93.5	99.9	86.9	87.5
July '04	106.9	113.4	93.1	99.9	86.9	86.3
June '04	106.9	114.1	93.2	100.9	88.4	84.9
May '04	104.8	112.0	92.2	99.4	88.9	82.6
April '04	98.8	106.1	88.5	93.4	84.9	79.5
March '04	97.1	103.2	86.5	91.2	81.2	80.5
February '04	91.4	99.7	81.5	89.9	79.9	78.0
January '04	89.2	98.5	81.5	86.9	79.9	77.0

5

Retail Motor Fuel Prices — Faro

	Full-Serve			
	regular	premium	diesel	propane
19-Dec-07	<i>Not Available Due to Fire</i>			
5-Dec-07				
21-Nov-07				
7-Nov-07				
24-Oct-07				
10-Oct-07				
26-Sep-07				
12-Sep-07				
29-Aug-07	139.9	146.9	133.9	93.0
15-Aug-07	139.9	146.9	133.9	93.0
1-Aug-07	139.9	146.9	133.9	93.0
18-Jul-07	139.9	146.9	133.9	93.0
4-Jul-07	139.9	146.9	133.9	95.0
20-Jun-07	139.9	146.9	133.9	93.0
6-Jun-07	134.9	146.9	133.9	83.0
23-May-07	139.9	146.9	133.9	83.0
9-May-07	134.9	141.9	124.9	83.0
25-Apr-07	134.9	141.9	124.9	83.0
11-Apr-07	134.9	141.9	124.9	83.0
28-Mar-07	134.9	141.9	124.9	83.0
14-Mar-07	120.9	127.9	124.9	90.9
28-Feb-07	120.9	127.9	124.9	90.9
14-Feb-07	120.9	127.9	124.9	90.9
31-Jan-07	120.9	127.9	124.9	90.9
17-Jan-07	120.9	127.9	124.9	90.9
3-Jan-07	112.9	119.9	116.9	90.9
20-Dec-06	112.9	119.9	116.9	90.9
6-Dec-06	112.9	119.9	116.9	90.9
November '06	112.9	119.9	121.9	90.9
October '06	115.9	122.4	124.9	90.9
September '06	125.4	132.4	132.4	90.9
August '06	132.2	139.6	125.8	90.9
July '06	130.9	137.9	123.9	90.9
June '06	130.9	137.9	123.9	90.9
May '06	130.9	137.9	123.9	90.9
April '06	133.4	140.4	127.4	90.9
March '06	115.2	122.2	121.6	90.9
February '06	115.9	122.9	122.9	90.9
January '06	115.9	122.9	122.9	86.9
December '05	117.9	124.9	125.9	84.9
November '05	120.9	127.9	125.9	84.9
October '05	129.4	136.4	125.9	84.9
September '05	131.9	138.9	125.9	84.9
August '05	120.6	127.6	115.2	84.9
July '05	115.4	122.4	112.9	87.4
June '05	110.9	117.9	110.9	89.9
May '05	112.9	119.9	110.9	89.9
April '05	112.9	119.9	110.9	89.9
March '05	105.9	112.9	107.9	94.2
February '05	102.9	110.4	102.4	102.7
January '05	100.9	110.4	100.9	102.7
December '04	102.9	112.4	103.4	102.7
November '04	108.9	116.9	103.9	102.7
October '04	107.9	112.9	103.9	102.7
September '04	105.9	113.9	95.9	102.7
August '04	105.9	113.9	95.9	100.6
July '04	108.4	115.9	95.9	94.4
June '04	112.4	119.4	95.9	88.9
May '04	105.4	112.4	94.4	88.4
April '04	100.4	107.4	92.9	85.9
March '04	99.2	106.2	91.2	85.9
February '04	93.9	100.9	84.9	85.9
January '04	88.9	97.9	84.9	83.9

6

Retail Motor Fuel Prices — Haines Junction

	Self-Serve			Full-Serve		
	regular	premium	diesel	regular	diesel	propane
19-Dec-07	121.3	130.4	122.9	117.9	116.9	92.9
5-Dec-07	121.3	130.4	122.9	117.9	116.9	92.9
21-Nov-07	123.4	130.4	119.4	117.9	116.9	83.9
7-Nov-07	121.3	130.4	119.3	117.9	116.9	83.9
24-Oct-07	120.9	130.2	119.3	117.9	116.9	83.9
10-Oct-07	124.3	132.9	119.3	122.9	116.9	83.9
26-Sep-07	124.3	132.9	119.3	122.9	116.9	83.9
12-Sep-07	125.7	134.6	119.4	122.9	116.9	83.9
29-Aug-07	125.7	134.6	119.4	122.9	116.9	83.9
15-Aug-07	125.7	134.6	119.4	122.9	116.9	83.9
1-Aug-07	125.7	134.6	119.4	122.9	116.9	83.9
18-Jul-07	125.7	134.6	119.4	122.9	116.9	83.9
4-Jul-07	125.7	134.6	119.4	122.9	116.9	83.9
20-Jun-07	125.7	134.6	119.4	122.9	116.9	79.5
6-Jun-07	125.7	134.6	119.4	122.9	116.9	79.5
23-May-07	125.7	134.6	119.4	122.9	116.9	79.5
9-May-07	122.7	132.6	118.2	116.9	116.9	79.5
25-Apr-07	119.9	129.6	117.9	116.9	116.9	79.5
11-Apr-07	118.7	127.9	117.9	111.9	113.9	79.5
28-Mar-07	109.0	116.9	109.0	111.9	111.9	79.5
14-Mar-07	107.3	114.9	109.6	105.9	108.9	79.5
28-Feb-07	106.0	113.9	107.5	105.9	115.9	79.5
14-Feb-07	107.3	114.9	109.6	105.9	115.9	79.5
31-Jan-07	107.3	114.9	111.9	105.9	115.9	79.5
17-Jan-07	106.0	113.9	111.0	105.9	115.9	79.5
3-Jan-07	106.0	113.9	111.0	N/A	N/A	N/A
20-Dec-06	106.0	113.9	108.0	105.9	105.9	79.5
6-Dec-06	106.0	113.9	106.0	105.9	105.9	79.5
22-Nov-06	106.0	113.9	106.0	105.9	105.9	79.5
8-Nov-06	106.0	113.9	106.0	105.9	105.9	79.5
November '06	106.0	113.9	106.0	105.9	105.9	79.5
October '06	106.9	114.9	107.9	105.9	105.9	79.5
September '06	116.9	124.1	117.9	114.9	114.9	79.5
August '06	125.5	133.2	118.2	125.2	116.6	79.5
July '06	121.2	128.3	115.0	119.9	114.4	79.5
June '06	120.4	127.4	114.3	117.9	112.9	79.5
May '06	118.7	128.9	115.4	118.9	112.9	79.5
April '06	120.7	127.7	115.7	116.9	111.4	79.5
March '06	107.9	115.4	111.9	105.9	105.9	79.5
February '06	110.4	116.9	110.4	110.9	109.4	79.5
January '06	110.9	116.9	110.9	110.9	107.9	79.5
December '05	113.9	120.9	117.9	110.9	107.9	79.5
November '05	118.7	125.9	119.7	115.9	112.9	79.5
October '05	123.4	131.4	116.4	119.9	112.9	79.5
September '05	123.2	130.9	115.9	120.9	111.4	79.7
August '05	112.8	120.4	105.2	110.6	103.9	86.5
July '05	107.7	114.6	102.3	105.9	101.4	86.5
June '05	104.2	111.6	103.6	103.9	99.4	86.5
May '05	105.3	112.3	101.3	102.9	98.9	86.5
April '05	105.4	112.4	101.4	103.9	99.9	86.5
March '05	100.4	107.6	96.7	97.9	94.2	84.5
February '05	98.9	106.15	93.4	95.9	90.9	80.5
January '05	98.4	105.9	91.9	94.9	88.9	80.5
December '04	99.2	106.7	92.9	96.4	88.9	80.5
November '04	100.9	107.65	92.9	99.9	88.9	80.5
October '04	99.2	107.0	93.2	99.9	87.9	81.2
September '04	98.2	105.2	87.2	96.9	83.9	81.9
August '04	98.2	105.2	86.6	96.9	81.9	81.9
July '04	99.6	106.2	86.0	96.9	81.9	81.9
June '04	100.7	106.9	85.4	-	-	-
May '04	98.6	104.4	85.3	-	-	-
April '04	93.2	99.2	83.2	-	-	-
March '04	90.8	96.2	80.4	-	-	-
February '04	86.2	91.9	77.9	-	-	-
January '04	81.9	88.9	77.9	-	-	-

7

Retail Motor Fuel Prices — Mayo

	Self-Serve			Full-Serve			
	regular	premium	diesel	regular	premium	diesel	propane
19-Dec-07	136.9	140.9	128.9	139.9	-	138.5	92.9
5-Dec-07	136.9	140.9	128.9	139.9	-	122.9	99.2
21-Nov-07	136.9	140.9	128.9	139.9	-	122.9	99.2
7-Nov-07	136.9	140.9	128.9	139.9	-	129.0	99.2
24-Oct-07	136.9	140.9	128.9	139.9	-	122.9	99.2
10-Oct-07	136.9	140.9	128.9	139.9	-	122.9	99.2
26-Sep-07	136.9	140.9	128.9	138.0	-	125.5	99.2
12-Sep-07	136.9	140.9	128.9	138.0	-	125.5	99.2
29-Aug-07	136.9	140.9	128.9	138.0	-	125.5	99.2
15-Aug-07	136.9	140.9	128.9	138.0	-	125.5	99.2
1-Aug-07	136.9	140.9	128.9	138.0	-	125.5	99.2
18-Jul-07	136.9	140.9	128.9	134.9	-	123.4	99.2
4-Jul-07	136.9	140.9	128.9	134.9	-	123.4	99.2
20-Jun-07	136.9	140.9	128.9	139.9	-	122.9	99.2
6-Jun-07	N/A	N/A	N/A	134.9	-	123.4	99.2
23-May-07	136.9	132.9	128.9	129.9	-	123.4	92.3
9-May-07	128.9	132.9	120.9	126.4	-	126.9	92.3
25-Apr-07	128.9	132.9	120.9	118.0	-	122.9	N/A
11-Apr-07	128.9	132.9	120.9	119.5	-	122.9	92.3
28-Mar-07	120.9	132.9	120.9	117.4	-	122.9	92.3
14-Mar-07	120.9	132.9	120.9	117.4	-	122.9	92.3
28-Feb-07	120.9	132.9	120.9	113.9	-	122.9	92.3
14-Feb-07	120.9	132.9	120.9	113.9	-	122.9	92.3
31-Jan-07	120.9	132.9	127.9	113.9	-	122.9	92.3
17-Jan-07	120.9	132.9	127.9	113.9	-	120.4	92.3
3-Jan-07	120.9	132.9	127.9	117.4	-	120.4	92.3
20-Dec-06	112.9	132.9	115.9	113.9	-	120.4	92.3
6-Dec-06	112.9	132.9	115.9	115.9	-	120.4	92.3
November '06	112.9	132.9	115.9	115.9	-	120.4	92.3
October '06	117.9	132.9	121.9	117.9	-	122.9	92.3
September '06	125.9	132.9	127.9	134.9	-	128.9	92.3
August '06	128.2	132.9	128.2	134.1	-	128.6	92.8
July '06	124.9	132.9	124.9	128.4	-	127.4	93.2
June '06	124.9	132.9	124.9	124.4	-	127.4	93.2
May '06	124.9	132.9	124.9	124.4	-	127.4	92.3
April '06	119.9	132.9	123.4	119.9	-	127.4	92.3
March '06	112.2	132.9	121.9	115.4	-	127.4	92.3
February '06	110.9	132.9	121.9	115.4	-	127.4	92.3
January '06	116.9	132.9	125.9	115.4	-	127.4	92.3
December '05	122.9	132.9	127.4	115.4	-	127.4	92.3
November '05	124.9	132.9	129.9	124.9	-	129.9	87.0
October '05	127.9	135.9	121.9	130.4	-	124.4	87.0
September '05	124.4	132.4	117.4	127.9	-	120.7	87.0
August '05	114.6	122.6	107.9	114.2	-	106.2	85.7
July '05	111.5	119.5	105.5	109.9	-	99.4	87.0
June '05	111.9	119.9	105.9	109.9	-	99.4	90.0
May '05	110.9	119.9	103.9	109.9	-	99.4	90.0
April '05	109.9	119.9	105.9	109.9	-	99.4	90.0
March '05	99.9	109.9	98.9	102.9	-	92.1	90.0
February '05	99.4	109.9	96.9	102.9	-	88.9	90.0
January '05	100.9	109.9	94.9	102.9	-	88.9	90.0
December '04	102.9	109.9	94.9	102.9	-	88.9	90.0
November '04	105.9	112.9	94.9	102.9	-	88.9	90.0
October '04	105.9	112.9	94.9	102.9	107.9	88.9	90.0
September '04	102.9	109.9	89.9	102.9	107.9	88.9	88.6
August '04	102.9	109.9	89.9	102.9	107.9	88.9	85.7
July '04	102.9	109.9	89.9	102.9	107.9	88.9	83.2
June '04	102.9	109.9	89.9	102.9	107.9	88.9	83.2
May '04	99.9	106.9	88.9	102.2	107.9	88.9	-
April '04	91.4	97.4	84.9	92.9	97.9	80.9	-
March '04	89.9	94.9	81.9	91.4	97.2	80.9	-
February '04	83.9	94.9	79.9	86.9	92.9	78.9	-
January '04	83.9	94.9	79.9	86.9	92.9	78.9	-

8

Retail Motor Fuel Prices — Teslin

	Self-Serve				Full-Serve
	regular	mid-grade	premium	diesel	propane
19-Dec-07	115.9	-	121.9	120.9	90.0
5-Dec-07	115.9	-	121.9	120.9	90.0
21-Nov-07	115.8	-	121.9	117.5	n/a
7-Nov-07	117.5	-	n/a	110.9	90.0
24-Oct-07	119.0	-	123.9	108.0	90.0
10-Oct-07	118.5	-	123.9	108.5	90.0
26-Sep-07	121.9	-	126.9	112.4	90.0
12-Sep-07	121.9	-	126.9	112.4	90.0
29-Aug-07	121.9	-	126.9	111.4	90.0
15-Aug-07	121.9	-	126.9	111.4	90.0
1-Aug-07	121.9	-	126.9	111.4	90.0
18-Jul-07	121.9	-	126.9	111.4	90.0
4-Jul-07	121.9	-	126.9	111.4	90.0
20-Jun-07	121.9	-	126.9	111.4	90.0
6-Jun-07	120.9	-	124.9	111.4	90.0
23-May-07	118.9	-	120.9	111.4	90.0
9-May-07	114.4	-	118.9	108.4	90.0
25-Apr-07	109.9	-	113.9	108.4	90.0
11-Apr-07	108.9	-	113.9	107.3	90.0
28-Mar-07	103.9	-	103.9	105.3	90.0
14-Mar-07	97.9	-	103.9	104.3	90.0
28-Feb-07	98.9	-	103.9	106.4	90.0
14-Feb-07	98.9	-	103.9	106.4	90.0
31-Jan-07	100.4	-	103.9	107.9	90.0
17-Jan-07	101.4	-	105.9	110.4	90.0
3-Jan-07	101.4	-	107.9	110.4	90.0
20-Dec-06	98.4	-	102.9	101.4	90.0
6-Dec-06	96.9	-	102.9	101.4	90.0
November '06	96.9	-	102.9	101.4	90.0
October '06	103.2	-	107.4	104.2	90.5
September '06	113.3	117.0	117.5	114.5	90.0
August '06	120.8	123.6	126.6	115.4	90.0
July '06	116.7	118.4	121.4	109.4	90.0
June '06	112.9	115.9	118.9	108.7	90.0
May '06	112.9	115.9	118.9	106.4	89.0
April '06	119.0	121.5	123.5	104.2	84.9
March '06	101.9	104.9	106.9	106.4	95.9
February '06	105.9	107.9	109.9	111.7	95.4
January '06	105.9	107.9	109.9	112.9	91.4
December '05	107.4	107.9	109.9	112.9	86.9
November '05	113.9	112.9	114.9	116.9	86.9
October '05	119.4	120.9	122.9	113.2	84.9
September '05	119.7	120.9	123.4	108.4	84.4
August '05	111.1	113.2	115.9	103.6	85.9
July '05	105.2	107.9	110.4	100.2	85.4
June '05	99.9	102.9	105.9	95.9	84.9
May '05	101.7	104.9	107.9	98.9	95.4
April '05	103.9	106.9	109.9	101.9	-
March '05	97.6	100.6	103.8	95.2	-
February '05	92.4	95.4	98.2	88.9	-
January '05	90.7	92.9	95.9	87.4	-
December '04	94.7	96.4	99.4	87.4	-
November '04	98.9	101.9	104.9	86.4	-
October '04	98.9	101.9	104.9	86.2	-
September '04	94.9	97.9	100.9	83.9	-
August '04	95.2	97.9	100.9	82.9	-
July '04	97.4	99.9	102.9	82.9	-
June '04	99.4	101.9	104.9	82.9	-
May '04	96.9	99.4	102.4	82.9	-
April '04	91.2	92.9	95.9	81.9	-
March '04	88.7	91.2	93.9	79.2	-
February '04	84.9	86.9	88.9	77.9	-
January '04	83.4	86.9	88.9	77.9	-

9

Retail Motor Fuel Prices — Watson Lake

	Self-Serve			Full-Serve		
	regular	premium	diesel	regular	diesel	propane
19-Dec-07	125.9	134.4	131.9	-	120.9	89.9
5-Dec-07	124.9	135.9	133.9	-	120.9	89.9
21-Nov-07	122.4	132.4	120.9	-	120.9	89.9
7-Nov-07	119.9	132.4	118.4	-	120.9	89.9
24-Oct-07	120.9	133.6	115.2	-	120.9	89.9
10-Oct-07	121.9	133.2	116.6	-	120.9	89.9
26-Sep-07	120.9	133.2	117.6	-	120.9	89.9
12-Sep-07	120.9	133.2	116.2	-	120.9	89.9
29-Aug-07	124.9	133.2	116.2	-	120.9	89.9
15-Aug-07	123.9	132.9	115.9	-	120.9	89.9
1-Aug-07	123.4	131.9	115.2	-	120.9	89.9
18-Jul-07	123.9	132.4	115.2	-	120.9	89.9
4-Jul-07	123.4	131.7	115.2	-	120.9	89.9
20-Jun-07	124.9	132.4	116.4	-	120.9	89.9
6-Jun-07	126.4	134.4	114.9	-	120.9	89.9
23-May-07	126.2	132.2	115.2	-	120.9	89.9
9-May-07	120.4	126.4	115.9	-	120.9	89.9
25-Apr-07	116.6	122.6	115.9	119.9	120.9	89.9
11-Apr-07	112.6	119.9	113.9	119.9	120.9	89.9
28-Mar-07	109.9	117.2	110.6	116.9	113.9	89.9
14-Mar-07	109.9	117.2	110.6	116.9	113.9	89.9
28-Feb-07	109.9	117.2	110.6	116.9	113.9	89.9
14-Feb-07	109.9	117.9	112.4	116.9	113.9	89.9
31-Jan-07	109.9	117.9	110.6	116.9	117.9	89.9
17-Jan-07	109.9	117.9	111.9	116.9	117.9	89.9
3-Jan-07	109.9	119.9	116.9	116.9	117.9	89.9
20-Dec-06	109.9	118.6	106.2	116.9	117.9	89.9
6-Dec-06	109.9	118.2	106.9	116.9	117.9	89.9
November '06	109.9	118.7	106.9	116.9	117.9	89.9
October '06	113.4	121.9	110.4	116.9	117.9	89.9
September '06	123.4	129.2	118.4	128.9	121.9	89.9
August '06	125.7	131.8	119.4	128.9	121.9	89.9
July '06	123.5	128.8	117.4	128.9	119.9	89.9
June '06	119.9	125.7	114.3	120.9	117.9	89.9
May '06	119.9	125.7	113.9	120.9	117.9	89.9
April '06	117.3	124.1	115.3	118.9	117.9	89.9
March '06	109.6	118.2	113.2	112.9	117.9	89.9
February '06	109.6	118.2	115.6	112.9	117.9	89.9
January '06	109.6	118.2	115.6	112.9	117.9	89.9
December '05	109.9	119.6	117.8	112.9	117.9	89.9
November '05	114.9	121.9	119.3	117.9	121.4	88.9
October '05	117.7	122.5	114.8	122.4	117.9	87.6
September '05	117.8	122.1	110.6	126.9	110.9	87.6
August '05	111.7	117.1	107.0	112.2	107.2	85.2
July '05	106.9	112.9	101.0	106.9	100.9	85.2
June '05	101.8	110.3	98.9	101.9	98.9	85.2
May '05	104.8	112.3	99.7	105.9	99.9	84.8
April '05	105.0	110.9	99.7	105.9	99.9	84.4
March '05	100.6	105.6	97.3	99.9	98.1	84.4
February '05	99.9	104.9	92.6	99.9	93.6	84.4
January '05	99.9	104.9	90.9	99.9	90.1	84.4
December '04	99.9	104.9	90.9	99.9	90.1	84.4
November '04	99.6	104.6	90.0	99.9	90.1	84.7
October '04	98.8	104.0	88.4	99.9	90.0	85.1
September '04	96.8	103.4	87.1	98.9	84.9	84.5
August '04	96.7	104.7	84.6	98.9	84.9	82.1
July '04	96.7	105.0	84.4	98.9	84.9	80.6
June '04	97.4	104.5	85.0	98.9	84.9	80.6
May '04	96.7	101.7	85.0	98.9	84.9	80.4
April '04	90.9	96.2	80.2	90.9	79.9	77.4
March '04	89.9	94.9	79.3	90.6	79.2	78.1
February '04	88.9	93.9	77.2	89.9	77.9	79.0
January '04	88.9	93.9	76.7	89.9	77.9	79.0

10

Retail Motor Fuel Prices — Other Yukon Communities

	Beaver Creek self-serve		
	regular	premium	diesel
19-Dec-07	128.9	133.9	126.9
5-Dec-07	128.9	133.9	126.9
21-Nov-07	128.9	133.9	122.9
7-Nov-07	128.9	133.9	122.9
24-Oct-07	128.9	133.9	122.9
10-Oct-07	128.9	133.9	122.9
26-Sep-07	128.9	133.9	122.9
12-Sep-07	131.3	133.9	124.4
29-Aug-07	131.3	133.9	124.4
15-Aug-07	131.3	133.9	124.4
1-Aug-07	131.3	133.9	124.4
18-Jul-07	131.3	133.9	122.9
4-Jul-07	131.3	133.9	122.9
20-Jun-07	130.5	133.9	124.0
6-Jun-07	131.0	133.9	124.0
23-May-07	131.0	133.9	124.0
9-May-07	128.0	130.9	124.0
25-Apr-07	127.9	130.9	124.4
11-Apr-07	125.8	125.9	124.4
28-Mar-07	125.8	120.9	121.9
14-Mar-07	123.3	120.9	120.4
28-Feb-07	123.3	120.9	120.4
14-Feb-07	123.3	120.9	120.4
31-Jan-07	123.3	120.9	123.9
17-Jan-07	123.3	120.9	123.9
3-Jan-07	123.3	120.9	123.9
20-Dec-06	120.3	120.9	121.8
6-Dec-06	120.3	120.9	120.3
22-Nov-06	120.3	120.9	120.3
8-Nov-06	120.3	120.9	120.3
Nov '06	120.3	120.9	120.3
Oct '06	122.3	120.9	120.4
Sept '06	127.3	126.9	123.4
Aug '06	130.4	137.6	123.8
July '06	126.7	133.4	122.9
June '06	125.9	131.9	122.4
May '06	124.2	126.0	121.7
Apr '06	124.4	131.0	119.9
Mar '06	118.0	119.2	118.0
Feb '06	124.5	120.9	125.0
Jan '06	124.8	120.9	123.5
Dec '05	124.0	120.9	123.5
Nov '05	127.0	128.9	124.0
Oct '05	129.4	129.9	122.2
Sept '05	125.8	127.9	120.2
Aug '05	113.8	120.9	111.1
July '05	108.8	116.4	107.3
June '05	106.9	113.4	105.8
May '05	108.4	113.9	105.7
April '05	109.9	113.9	107.2
March '05	104.8	108.2	98.9

	Burwash Landing full-serve	
	regular	diesel
19-Dec-07	N/A	N/A
5-Dec-07	129.0	127.0
21-Nov-07	N/A	N/A
7-Nov-07	N/A	N/A
24-Oct-07	N/A	N/A
10-Oct-07	129.9	127.9
26-Sep-07	129.9	127.9
12-Sep-07	129.9	126.9
29-Aug-07	129.9	126.9
15-Aug-07	129.9	126.9
1-Aug-07	129.9	126.9
18-Jul-07	128.9	126.9
4-Jul-07	126.9	126.9
20-Jun-07	126.9	126.9
6-Jun-07	126.9	126.9
23-May-07	126.9	126.9
9-May-07	116.9	116.9
25-Apr-07	N/A	N/A
11-Apr-07	N/A	N/A
28-Mar-07	N/A	N/A
14-Mar-07	N/A	N/A
28-Feb-07	N/A	N/A
14-Feb-07	106.9	109.9
31-Jan-07	106.9	109.9
17-Jan-07	106.9	109.9
3-Jan-07	106.9	109.9
20-Dec-06	106.9	109.9
6-Dec-06	106.9	109.9
22-Nov-06	106.9	109.9
8-Nov-06	106.9	109.9
Nov '06	106.9	109.9
Oct '06	109.5	111.9
Sept '06	120.5	117.5
Aug '06	129.9	119.9
July '06	N/A	N/A
June '06	122.5	N/A
May '06	N/A	N/A
Apr '06	N/A	N/A
Mar '06	N/A	N/A
Feb '06	N/A	N/A
Jan '06	N/A	N/A
Dec '05	N/A	N/A
Nov '05	N/A	N/A
Oct '05	N/A	N/A
Sept '05	119.9	119.9
Aug '05	113.9	113.9
July '05	108.9	108.9
June '05	108.9	108.9
May '05	107.9	108.9
April '05	107.9	107.9
March '05	99.9	84.9

10

Retail Motor Fuel Prices — Other Yukon Communities

	Carcross self-serve		
	regular	premium	diesel
19-Dec-07	119.9	129.9	121.9
5-Dec-07	119.9	124.9	119.9
21-Nov-07	115.0	124.9	117.9
7-Nov-07	115.0	124.9	117.9
24-Oct-07	119.0	124.9	117.9
10-Oct-07	123.5	129.9	114.9
26-Sep-07	123.5	129.9	114.9
12-Sep-07	124.9	129.9	114.9
29-Aug-07	124.9	129.9	114.9
15-Aug-07	124.9	129.9	114.9
1-Aug-07	124.9	129.9	114.9
18-Jul-07	129.9	136.9	121.9
4-Jul-07	129.9	136.9	121.9
20-Jun-07	129.9	136.9	121.9
6-Jun-07	129.9	136.9	121.9
23-May-07	124.9	134.9	121.9
9-May-07	124.9	134.9	121.9
25-Apr-07	115.9	125.9	121.9
11-Apr-07	115.9	125.9	121.9
28-Mar-07	115.9	125.9	121.9
14-Mar-07	105.9	115.9	114.9
28-Feb-07	105.9	115.9	114.9
14-Feb-07	105.9	115.9	114.9
31-Jan-07	105.9	115.9	114.9
17-Jan-07	105.9	129.9	114.9
3-Jan-07	104.9	129.9	114.9
20-Dec-06	99.9	129.9	110.9
6-Dec-06	99.5	129.9	110.9
Nov '06	99.5	129.9	110.9
Oct '06	113.9	129.9	121.9
Sept '06	119.9	129.9	124.9
August '06	123.2	133.6	123.2
July '06	121.9	129.9	119.9
June '06	120.9	129.9	119.9
May '06	120.9	129.9	119.9
Apr '06	119.9	127.9	116.4
Mar '06	104.9	114.6	114.4
Feb '06	106.9	117.9	117.9
Jan '06	108.9	119.9	121.9
Dec '05	111.4	121.9	121.9
Nov '05	113.9	123.9	126.9
Oct '05	120.9	132.9	124.4
Sept '05	121.9	132.9	121.9
August '05	111.9	119.9	107.9
July '05	106.4	114.4	104.9
June '05	103.9	112.9	103.9
May '05	104.9	112.9	103.9
April '05	104.9	112.9	103.9
March '05	98.9	107.4	98.9

	Destruction Bay self-serve			full-serve
	regular	premium	diesel	propane
19-Dec-07	125.9	130.9	123.9	106.9
5-Dec-07	125.9	130.9	123.9	106.9
21-Nov-07	125.9	130.9	119.9	106.9
7-Nov-07	125.9	130.9	119.9	106.9
24-Oct-07	125.9	130.9	119.9	106.9
10-Oct-07	125.9	130.9	119.9	106.9
26-Sep-07	125.9	130.9	119.9	106.9
12-Sep-07	125.9	130.9	119.9	106.9
29-Aug-07	125.9	130.9	119.9	106.9
15-Aug-07	125.9	130.9	119.9	106.9
1-Aug-07	125.9	130.9	119.9	106.9
18-Jul-07	125.9	130.9	119.9	106.9
4-Jul-07	125.9	130.9	119.9	106.9
20-Jun-07	125.9	130.9	119.9	106.9
6-Jun-07	125.9	130.9	119.9	106.9
23-May-07	125.9	130.9	119.9	106.9
9-May-07	119.9	129.9	119.9	109.9
25-Apr-07	119.9	129.9	119.9	109.9
11-Apr-07	114.9	122.9	119.9	109.9
28-Mar-07	114.9	122.9	114.9	109.9
14-Mar-07	109.9	119.9	111.9	106.9
28-Feb-07	109.9	119.9	111.9	106.9
14-Feb-07	109.9	119.9	111.9	106.9
31-Jan-07	109.9	117.9	118.9	106.9
17-Jan-07	109.9	117.9	118.9	106.9
3-Jan-07	109.9	117.9	118.9	106.9
20-Dec-06	109.9	117.9	112.9	106.9
6-Dec-06	109.9	117.9	109.9	106.9
Nov '06	109.9	117.9	109.9	101.0
Oct '06	110.9	117.9	110.8	98.9
Sept '06	117.9	123.9	117.9	98.9
August '06	127.6	133.9	118.9	98.9
July '06	122.9	128.9	116.9	98.9
June '06	122.9	128.9	112.9	94.4
May '06	122.9	128.9	112.9	94.4
Apr '06	122.9	128.9	112.9	89.9
Mar '06	108.9	119.9	108.9	89.9
Feb '06	112.9	118.9	113.9	89.9
Jan '06	112.9	118.9	113.9	89.9
Dec '05	112.9	118.9	113.9	89.9
Nov '05	119.9	125.9	115.9	89.9
Oct '05	124.9	129.9	112.9	89.9
Sept '05	122.9	127.9	110.4	89.9
August '05	115.9	120.9	105.9	89.9
July '05	109.9	115.4	103.9	91.5
June '05	108.9	116.9	104.9	93.0
May '05	112.9	122.9	110.9	-
April '05	112.9	122.9	110.9	-
March '05	104.6	114.6	106.9	-

10

Retail Motor Fuel Prices — Other Yukon Communities

	Pelly Crossing	
	regular	diesel
19-Dec-07	129.9	132.9
5-Dec-07	n/a	n/a
21-Nov-07	129.9	124.9
7-Nov-07	129.9	124.9
24-Oct-07	129.9	124.9
10-Oct-07	129.9	124.9
26-Sep-07	129.9	124.9
12-Sep-07	129.9	124.9
29-Aug-07	129.9	124.9
15-Aug-07	129.9	125.9
1-Aug-07	129.9	125.9
18-Jul-07	129.9	124.9
4-Jul-07	129.9	124.9
20-Jun-07	129.9	124.9
6-Jun-07	129.9	124.9
23-May-07	129.9	124.9
9-May-07	129.9	124.9
25-Apr-07	119.9	124.9
11-Apr-07	119.9	124.9
28-Mar-07	116.9	124.9
14-Mar-07	105.9	124.9
28-Feb-07	105.9	124.9
14-Feb-07	111.9	124.9
31-Jan-07	116.9	129.9
17-Jan-07	116.9	129.9
3-Jan-07	116.9	129.9
20-Dec-06	111.9	113.9
6-Dec-06	111.9	113.9
Nov '06	111.9	113.9
Oct '06	111.9	113.9
Sept '06	117.9	120.4
August '06	128.2	126.6
July '06	129.9	124.9
June '06	124.9	119.9
May '06	118.9	119.9
Apr '06	124.9	119.9
Mar '06	109.6	117.2
Feb '06	112.9	119.9
Jan '06	112.9	119.9
Dec '05	115.9	122.9
Nov '05	119.9	126.8
Oct '05	125.9	117.9
Sept '05	123.4	114.9
August '05	113.9	107.9
July '05	109.4	104.9
June '05	107.9	103.9
May '05	108.4	102.4
April '05	106.9	100.9
March '05	98.9	94.9

	Ross River	
	regular	diesel
19-Dec-07	129.9	132.9
5-Dec-07	n/a	n/a
21-Nov-07	128.9	132.9
7-Nov-07	128.9	132.9
24-Oct-07	128.9	132.9
10-Oct-07	128.9	132.9
26-Sep-07	128.9	127.9
12-Sep-07	128.9	127.9
29-Aug-07	128.9	121.9
15-Aug-07	128.9	121.9
1-Aug-07	128.9	121.9
18-Jul-07	128.9	121.9
4-Jul-07	128.9	121.9
20-Jun-07	123.9	113.9
6-Jun-07	123.9	113.9
23-May-07	123.9	113.9
9-May-07	123.9	113.9
25-Apr-07	119.9	124.9
11-Apr-07	119.9	124.9
28-Mar-07	119.9	124.9
14-Mar-07	119.9	124.9
28-Feb-07	119.9	124.9
14-Feb-07	119.9	124.9
31-Jan-07	119.9	124.9
17-Jan-07	119.9	124.9
3-Jan-07	119.9	124.9
20-Dec-06	119.9	124.9
6-Dec-06	119.9	124.9
Nov '06	119.9	124.9
Oct '06	119.9	124.9
Sept '06	129.9	129.9
August '06	132.2	127.2
July '06	132.4	121.9
June '06	127.9	121.9
May '06	121.9	123.9
Apr '06	115.9	119.9
Mar '06	115.9	119.9
Feb '06	115.9	119.9
Jan '06	115.9	122.9
Dec '05	115.9	125.9
Nov '05	115.9	122.9
Oct '05	127.4	124.4
Sept '05	132.9	128.9
August '05	122.2	120.9
July '05	113.9	112.9
June '05	113.9	112.9
May '05	113.9	112.9
April '05	113.9	112.9
March '05	103.9	102.9

	Tagish self-serve			full-serve
	regular	premium	diesel	propane
19-Dec-07	122.4	127.8	125.9	85.0
5-Dec-07	122.4	127.8	125.9	85.0
21-Nov-07	124.9	N/A	118.9	89.0
7-Nov-07	124.9	N/A	118.9	N/A
24-Oct-07	120.4	N/A	115.9	85.0
10-Oct-07	122.4	127.8	115.9	85.0
26-Sep-07	122.4	127.8	115.9	85.0
12-Sep-07	122.4	127.8	115.9	85.0
29-Aug-07	122.4	127.8	115.9	85.0
15-Aug-07	121.4	127.8	115.9	85.0
1-Aug-07	121.4	127.8	114.4	85.0
18-Jul-07	121.4	127.8	114.4	85.0
4-Jul-07	121.4	127.8	114.4	85.0
20-Jun-07	121.4	127.8	113.4	85.0
6-Jun-07	119.9	127.8	114.4	85.0
23-May-07	118.4	125.8	114.4	85.0
9-May-07	112.4	118.8	114.4	85.0
25-Apr-07	112.4	118.8	114.4	85.0
11-Apr-07	110.4	114.8	111.4	85.0
28-Mar-07	109.4	112.8	111.4	85.0
14-Mar-07	105.4	104.8	110.4	85.0
28-Feb-07	105.4	104.8	110.4	85.0
14-Feb-07	103.4	104.8	109.9	85.0
31-Jan-07	105.4	104.8	112.4	85.0
17-Jan-07	105.4	104.8	112.4	85.0
3-Jan-07	104.9	104.8	116.4	85.0
20-Dec-06	109.9	N/A	114.9	N/A
6-Dec-06	104.9	104.8	107.4	85.0
Nov '06	104.9	105.8	108.4	85.0
Oct '06	105.2	108.3	109.4	85.0
Sept '06	114.2	121.8	113.7	85.0
August '06	122.4	116.7	-	-
July '06	120.9	113.2	-	-
June '06	118.4	111.4	-	-
May '06	117.4	113.0	-	-
Apr '06	108.9	110.5	-	-
Mar '06	102.6	109.3	-	-
Feb '06	107.9	113.0	-	-
Jan '06	108.4	114.9	-	-
Dec '05	108.4	114.9	-	-
Nov '05	114.9	114.9	-	-
Oct '05	119.4	109.9	-	-
Sept '05	118.9	109.9	-	-
August '05	110.6	103.9	-	-
July '05	105.4	94.9	-	-
June '05	99.9	94.9	-	-
May '05	102.9	94.9	-	-
April '05	102.9	94.9	-	-
March '05	N/A	N/A	-	-

Residential Fuel Prices in the Yukon

Average prices as of December 19th, 2007

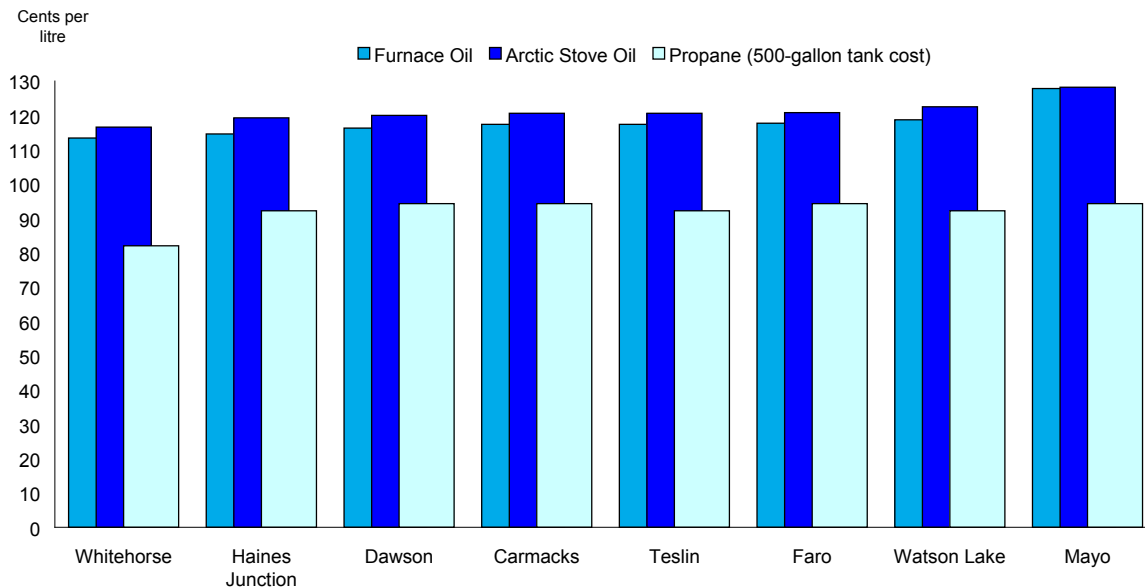
	Residential Heating Fuels		
	Furnace Oil	Arctic Stove Oil	Propane (500-gallon tank cost)
Carmacks	117.4	120.6	94.3
Dawson	116.3	120.0	94.3
Faro	117.7	120.8	94.3
Haines Junction	114.6	119.3	92.2
Mayo	127.8	128.2	94.3
Teslin	117.4	120.6	92.2
Watson Lake	118.7	122.5	92.2
Whitehorse	113.4	116.6	82.0

Notes: All prices are Canadian cents per litre, including all applicable taxes.
 "N/A" indicates this information is not available for the reporting period.

Average prices for residential furnace oil in the Yukon range from 113.4¢ per litre in Whitehorse to 127.8¢ per litre in Mayo. The price of arctic stove oil varies from 116.6¢ per litre in Whitehorse to 128.2¢ per litre in Mayo. Dawson, Faro, Carmacks and Mayo had the highest propane price at 94.3¢ per litre, while Whitehorse had the lowest at 82.0¢ per litre.

Price discounts may apply to seniors, members of unions or service groups, or for quick payment. Ask your fuel supplier for details.

Average Residential Heating Fuel Prices December 19th, 2007



	Furnace Oil	Arctic Stove Oil	Propane (500-gallon tank cost)
19-Dec-07	113.4	116.6	82.0
5-Dec-07	112.6	115.8	78.9
21-Nov-07	109.2	112.1	77.3
7-Nov-07	103.8	107.0	77.3
24-Oct-07	101.2	104.4	73.8
10-Oct-07	98.3	102.0	73.8
26-Sep-07	98.3	101.7	73.8
12-Sep-07	99.6	102.8	72.2
29-Aug-07	97.4	101.1	72.2
15-Aug-07	97.6	101.1	72.4
1-Aug-07	98.8	102.5	71.7
18-Jul-07	95.1	98.8	70.9
4-Jul-07	95.9	99.6	70.4
20-Jun-07	96.4	100.0	70.4
6-Jun-07	95.1	98.4	70.4
23-May-07	98.1	101.2	70.4
9-May-07	96.5	99.6	70.4
25-Apr-07	98.8	102.3	70.4
11-Apr-07	100.7	103.6	68.8
28-Mar-07	97.3	100.4	68.8
14-Mar-07	98.6	101.8	68.8
28-Feb-07	96.2	99.1	68.8
14-Feb-07	96.5	99.6	68.8
31-Jan-07	93.4	96.3	66.7
17-Jan-07	99.6	102.8	68.8
3-Jan-07	100.9	104.1	65.4
20-Dec-06	98.3	101.5	65.4
6-Dec-06	86.8	90.2	65.4
November '06	87.6	91.0	65.4
October '06	87.0	90.4	66.3
September '06	92.5	95.9	66.3
August '06	105.4	108.7	68.4
July '06	99.7	103.1	70.0
June '06	97.8	101.2	67.7
May '06	95.5	98.9	67.7
April '06	95.6	99.5	73.2
March '06	88.2	92.0	65.2
February '06	91.0	95.1	65.2
January '06	94.3	98.4	63.1
December '05	96.1	100.1	61.2
November '05	103.6	107.2	59.8
October '05	104.3	107.9	59.8
September '05	96.0	99.6	61.7
August '05	88.4	91.7	61.1
July '05	85.8	87.8	60.9
June '05	83.2	84.9	63.4
May '05	83.0	85.3	71.6
April '05	84.6	86.9	73.8
March '05	84.6	86.8	73.5
February '05	83.8	85.3	72.8
January '05	76.7	78.9	72.8
December '04	79.6	82.0	78.1
November '04	81.4	83.7	78.1
October '04	80.6	82.6	72.9
September '04	74.2	76.2	69.7
August '04	72.6	74.4	74.0
July '04	71.1	72.8	69.8
June '04	71.2	72.9	74.0
May '04	70.8	72.3	74.0
April '04	68.7	70.2	73.0
March '04	67.9	69.3	71.9
February '04	65.0	66.5	71.9
January '04	64.1	65.5	70.9

13

Residential Heating Fuel Prices — Carmacks

	Furnace Oil	Arctic Stove Oil	Propane (500-gallon tank cost)
19-Dec-07	117.4	120.6	94.3
5-Dec-07	117.4	120.6	92.2
21-Nov-07	111.1	114.3	89.0
7-Nov-07	102.6	105.8	89.0
24-Oct-07	102.6	105.8	89.0
10-Oct-07	102.6	105.8	89.0
26-Sep-07	102.6	105.8	89.0
12-Sep-07	102.6	105.8	85.8
29-Aug-07	102.6	105.8	85.8
15-Aug-07	102.6	105.8	N/A
1-Aug-07	102.6	105.8	84.9
18-Jul-07	102.6	105.8	84.9
4-Jul-07	102.6	105.8	83.8
20-Jun-07	102.6	105.8	83.8
6-Jun-07	102.6	105.8	83.8
23-May-07	101.5	104.7	83.8
9-May-07	101.5	104.7	83.8
25-Apr-07	101.5	104.7	83.8
11-Apr-07	101.5	104.7	81.5
28-Mar-07	101.5	104.7	81.5
14-Mar-07	101.5	104.7	81.5
28-Feb-07	101.5	104.7	81.5
14-Feb-07	101.5	104.7	81.5
31-Jan-07	101.5	105.8	79.4
17-Jan-07	104.7	119.6	N/A
3-Jan-07	101.5	105.8	76.8
20-Dec-06	101.5	105.8	76.8
6-Dec-06	90.9	95.2	76.8
November '06	90.9	95.2	76.8
October '06	91.7	96.0	76.6
September '06	96.9	101.2	76.6
August '06	108.4	112.7	77.3
July '06	101.3	105.6	77.3
June '06	99.3	103.6	76.6
May '06	101.3	105.6	75.1
April '06	99.7	104.0	73.2
March '06	95.2	99.5	73.2
February '06	96.0	100.3	73.2
January '06	98.8	104.5	73.2
December '05	97.3	103.0	71.1
November '05	109.9	114.2	58.7
October '05	110.4	114.7	58.7
September '05	101.4	104.6	58.7
August '05	90.0	93.5	58.7
July '05	88.7	90.8	58.7
June '05	88.7	90.8	62.5
May '05	88.7	90.8	72.7
April '05	88.7	90.8	73.8
March '05	87.6	89.7	73.5
February '05	83.4	85.5	72.8
January '05	82.3	84.5	72.8
December '04	83.4	85.5	78.1
November '04	83.8	85.9	78.1
October '04	83.8	85.9	74.0
September '04	77.4	79.5	71.9
August '04	74.6	75.6	76.2
July '04	71.4	72.4	71.7
June '04	71.4	72.4	77.0
May '04	71.4	72.4	77.0
April '04	71.4	72.4	74.9
March '04	70.7	71.7	73.8
February '04	67.1	68.2	73.8
January '04	67.1	68.2	72.8

	Furnace Oil	Arctic Stove Oil	Propane (500-gallon tank cost)
19-Dec-07	116.3	120.0	94.3
5-Dec-07	116.3	120.0	92.2
21-Nov-07	117.2	120.9	91.2
7-Nov-07	112.9	116.7	91.2
24-Oct-07	114.0	117.7	91.2
10-Oct-07	114.0	117.7	91.2
26-Sep-07	114.0	117.7	91.2
12-Sep-07	114.0	117.7	87.9
29-Aug-07	114.0	117.7	87.9
15-Aug-07	114.0	117.7	n/a
1-Aug-07	114.0	117.7	87.9
18-Jul-07	114.0	117.7	87.9
4-Jul-07	115.1	117.7	86.8
20-Jun-07	114.0	117.7	86.8
6-Jun-07	114.0	117.7	86.8
23-May-07	113.5	117.2	86.8
9-May-07	113.5	117.2	86.8
25-Apr-07	113.5	117.2	86.8
11-Apr-07	113.5	117.2	83.6
28-Mar-07	112.4	116.1	83.6
14-Mar-07	112.4	116.1	83.6
28-Feb-07	111.4	115.1	83.6
14-Feb-07	111.4	115.1	83.6
31-Jan-07	112.9	115.6	81.5
17-Jan-07	111.2	113.8	N/A
3-Jan-07	107.6	111.9	79.0
20-Dec-06	107.6	111.9	79.0
6-Dec-06	103.4	106.6	79.0
November '06	102.3	106.6	79.0
October '06	103.5	107.8	78.7
September '06	112.5	116.8	78.7
August '06	119.0	122.7	79.5
July '06	111.3	115.6	79.5
June '06	111.3	115.6	77.4
May '06	108.1	112.4	76.3
April '06	110.4	114.8	75.3
March '06	106.3	110.6	75.3
February '06	109.2	113.5	75.3
January '06	111.3	115.6	75.3
December '05	111.3	115.6	73.2
November '05	114.3	118.5	63.0
October '05	111.6	115.9	63.0
September '05	102.8	107.0	64.1
August '05	91.8	95.0	63.7
July '05	88.0	90.1	63.0
June '05	89.1	91.2	65.2
May '05	90.1	92.2	74.9
April '05	90.4	92.2	74.9
March '05	88.5	90.6	74.5
February '05	83.2	84.8	73.8
January '05	82.4	84.2	73.8
December '04	82.4	84.5	79.2
November '04	82.4	84.5	79.2
October '04	80.8	82.9	76.6
September '04	76.8	79.0	76.2
August '04	72.2	73.3	80.5
July '04	70.6	71.7	76.0
June '04	70.6	71.7	81.3
May '04	70.6	71.7	81.3
April '04	70.6	71.7	79.2
March '04	70.1	71.2	78.1
February '04	65.3	66.3	78.1
January '04	65.3	66.3	77.1

15

Residential Heating Fuel Prices — Faro

	Furnace Oil	Arctic Stove Oil	Propane (500-gallon tank cost)
19-Dec-07	117.7	120.8	94.3
5-Dec-07	117.7	120.8	92.2
21-Nov-07	112.1	114.5	91.2
7-Nov-07	102.8	106.0	91.2
24-Oct-07	102.8	106.0	91.2
10-Oct-07	102.8	106.0	91.2
26-Sep-07	102.8	106.0	91.2
12-Sep-07	102.8	106.0	87.9
29-Aug-07	102.8	106.0	87.9
15-Aug-07	102.8	106.0	N/A
1-Aug-07	102.8	106.0	87.9
18-Jul-07	102.8	106.0	87.9
4-Jul-07	102.8	106.0	86.8
20-Jun-07	102.8	106.0	86.8
6-Jun-07	102.8	106.0	86.8
23-May-07	101.8	104.9	86.8
9-May-07	101.8	104.9	86.8
25-Apr-07	101.8	104.9	86.8
11-Apr-07	101.8	104.9	83.6
28-Mar-07	101.8	104.9	83.6
14-Mar-07	101.8	104.9	83.6
28-Feb-07	101.8	104.9	83.6
14-Feb-07	101.8	104.9	83.6
31-Jan-07	102.8	106.0	81.5
17-Jan-07	104.9	109.2	N/A
3-Jan-07	101.8	106.0	79.0
20-Dec-06	101.8	106.0	79.0
6-Dec-06	101.8	95.4	79.0
November '06	101.8	95.4	79.0
October '06	97.2	96.2	78.7
September '06	97.2	101.4	78.7
August '06	108.6	112.9	79.5
July '06	101.5	105.8	79.5
June '06	101.5	105.8	77.4
May '06	101.5	105.8	75.3
April '06	99.9	104.2	73.2
March '06	95.5	99.7	73.2
February '06	96.2	100.5	73.2
January '06	100.5	104.8	73.2
December '05	100.5	104.8	71.1
November '05	110.1	114.4	60.9
October '05	110.7	114.9	60.9
September '05	100.5	104.8	64.1
August '05	90.8	95.1	64.1
July '05	88.7	90.8	63.0
June '05	88.7	90.8	65.2
May '05	88.7	90.8	74.9
April '05	88.7	90.8	74.9
March '05	87.6	89.7	74.5
February '05	83.4	85.5	73.8
January '05	82.3	84.5	73.8
December '04	83.4	85.5	79.2
November '04	84.0	86.1	79.2
October '04	84.0	86.1	76.6
September '04	77.6	79.7	76.2
August '04	74.8	75.9	80.5
July '04	71.6	72.7	73.8
June '04	71.6	72.7	79.2
May '04	71.6	72.7	79.2
April '04	71.6	72.7	77.1
March '04	70.9	72.0	76.0
February '04	67.3	68.4	76.0
January '04	67.3	68.4	74.9

16

Residential Heating Fuel Prices — Haines Junction

	Furnace Oil	Arctic Stove Oil	Propane (500-gallon tank cost)
19-Dec-07	114.6	119.3	92.2
5-Dec-07	113.7	116.8	90.1
21-Nov-07	110.6	115.4	89.0
7-Nov-07	102.1	106.9	89.0
24-Oct-07	101.0	103.4	89.0
10-Oct-07	99.2	95.7	84.0
26-Sep-07	100.2	102.1	89.0
12-Sep-07	97.6	101.1	85.8
29-Aug-07	97.6	100.6	85.8
15-Aug-07	97.6	100.6	N/A
1-Aug-07	97.8	100.9	85.8
18-Jul-07	97.0	100.4	85.8
4-Jul-07	96.7	99.1	84.7
20-Jun-07	97.2	99.5	84.7
6-Jun-07	95.7	97.2	84.7
23-May-07	97.0	99.7	84.7
9-May-07	96.5	99.2	84.7
25-Apr-07	97.3	99.9	84.7
11-Apr-07	99.7	102.9	81.5
28-Mar-07	97.6	100.7	81.5
14-Mar-07	97.6	102.1	81.5
28-Feb-07	96.0	97.9	81.5
14-Feb-07	96.0	99.0	81.5
31-Jan-07	96.0	96.5	79.4
17-Jan-07	100.4	103.0	N/A
3-Jan-07	99.6	107.1	76.8
20-Dec-06	95.4	100.0	76.8
6-Dec-06	85.1	88.0	76.8
November '06	87.1	89.7	76.8
October '06	89.1	91.9	76.6
September '06	97.9	98.6	76.6
August '06	105.6	109.4	77.3
July '06	99.9	104.2	77.3
Jun '06	98.7	102.5	75.3
May '06	97.6	100.1	74.2
April '06	95.7	99.7	73.2
March '06	93.0	96.1	73.2
February '06	92.3	94.9	73.2
January '06	95.7	98.2	73.2
December '05	97.5	100.7	71.1
November '05	105.2	107.6	58.7
October '05	107.9	111.7	58.7
September '05	97.6	100.9	62.0
August '05	88.1	92.2	60.9
July '05	88.2	89.6	58.7
June '05	85.1	86.3	62.5
May '05	82.5	83.9	72.7
April '05	84.8	86.7	73.8
March '05	84.6	88.1	73.5
February '05	83.4	85.9	72.8
January '05	78.2	80.6	72.8
December '04	80.9	83.6	78.1
November '04	82.3	84.3	78.1
October '04	81.7	83.5	74.0
September '04	76.3	78.8	71.9
August '04	74.1	76.3	76.2
July '04	68.9	72.3	71.7
June '04	68.4	72.4	77.0
May '04	69.4	73.7	77.0
April '04	70.3	71.6	74.9
March '04	69.9	71.3	73.8
February '04	68.4	70.2	73.8
January '04	67.1	69.0	72.8

17

Residential Heating Fuel Prices — Mayo

	Furnace Oil	Arctic Stove Oil	Propane (500-gallon tank cost)
19-Dec-07	127.8	128.2	94.3
5-Dec-07	127.8	123.8	92.2
21-Nov-07	121.5	120.6	91.2
7-Nov-07	113.0	116.4	91.2
24-Oct-07	113.0	116.4	91.2
10-Oct-07	113.0	113.7	91.2
26-Sep-07	115.3	115.0	91.2
12-Sep-07	113.7	114.0	87.9
29-Aug-07	113.7	115.0	87.9
15-Aug-07	113.2	115.0	N/A
1-Aug-07	114.3	115.0	87.9
18-Jul-07	114.3	115.0	87.9
4-Jul-07	114.3	115.0	86.8
20-Jun-07	113.0	113.7	86.8
6-Jun-07	112.9	114.0	86.8
23-May-07	111.5	112.6	86.8
9-May-07	111.5	112.6	86.8
25-Apr-07	111.6	113.2	86.8
11-Apr-07	111.4	112.4	83.6
28-Mar-07	111.4	112.4	83.6
14-Mar-07	111.1	112.2	83.6
28-Feb-07	111.5	112.6	83.6
14-Feb-07	111.5	112.6	83.6
31-Jan-07	110.5	111.5	81.5
17-Jan-07	111.5	112.9	N/A
3-Jan-07	110.4	111.8	79.0
20-Dec-06	106.4	107.8	79.0
6-Dec-06	104.4	105.9	79.0
November '06	103.6	105.0	79.0
October '06	106.5	107.9	78.7
September '06	112.1	113.5	78.7
August '06	118.7	120.4	79.5
July '06	112.8	114.2	79.5
June '06	110.9	112.3	77.4
May '06	110.9	112.3	76.3
April '06	109.2	110.9	75.3
March '06	109.5	110.9	75.3
February '06	110.1	111.5	75.3
January '06	112.5	113.9	75.3
December '05	112.5	114.2	73.2
November '05	119.3	120.7	63.0
October '05	110.2	112.1	63.0
September '05	102.0	103.3	65.2
August '05	91.4	92.6	64.4
July '05	90.4	91.5	60.9
June '05	90.4	91.8	64.2
May '05	88.8	89.5	74.9
April '05	88.1	88.8	74.9
March '05	85.0	85.7	74.5
February '05	83.1	83.8	73.8
January '05	81.0	81.7	73.8
December '04	80.4	81.1	79.2
November '04	79.9	80.8	79.2
October '04	78.7	79.7	76.6
September '04	75.5	76.3	76.2
August '04	73.3	73.7	80.5
July '04	72.2	72.6	71.7
June '04	73.8	74.1	77.0
May '04	71.4	71.9	77.0
April '04	68.7	69.0	74.9
March '04	67.7	68.1	73.8
February '04	66.5	67.0	73.8
January '04	65.5	66.6	72.8

	Furnace Oil	Arctic Stove Oil	Propane (500-gallon tank cost)
19-Dec-07	117.4	120.6	92.2
5-Dec-07	117.4	115.4	90.1
21-Nov-07	111.1	111.2	89.0
7-Nov-07	102.6	105.8	89.0
24-Oct-07	102.6	105.8	89.0
10-Oct-07	102.6	105.8	89.0
26-Sep-07	102.6	105.8	89.0
12-Sep-07	102.6	103.8	85.8
29-Aug-07	102.6	103.8	85.8
15-Aug-07	102.6	105.8	N/A
1-Aug-07	102.6	105.8	85.8
18-Jul-07	102.6	105.8	85.8
4-Jul-07	102.6	105.8	84.7
20-Jun-07	102.6	105.8	84.7
6-Jun-07	102.6	105.8	84.7
23-May-07	101.5	104.7	84.7
9-May-07	101.5	104.7	84.7
25-Apr-07	101.5	104.7	84.7
11-Apr-07	101.5	102.2	81.5
28-Mar-07	101.5	102.7	81.5
14-Mar-07	101.5	102.7	81.5
28-Feb-07	101.5	102.7	81.5
14-Feb-07	101.5	101.7	81.5
31-Jan-07	102.6	101.1	79.4
17-Jan-07	105.9	104.9	N/A
3-Jan-07	101.5	99.5	76.8
20-Dec-06	101.5	99.5	76.8
6-Dec-06	90.9	93.2	76.8
November '06	90.9	93.2	76.8
October '06	91.7	94.7	76.6
September '06	96.9	101.2	76.6
August '06	108.4	110.8	77.3
July '06	101.3	105.6	77.3
June '06	101.3	105.6	75.3
May '06	101.3	105.6	74.2
April '06	99.7	104.0	73.2
March '06	95.2	99.5	73.2
February '06	96.0	100.3	73.2
January '06	100.3	104.5	73.2
December '05	100.3	104.5	71.1
November '05	109.9	114.2	58.7
October '05	110.4	114.7	58.7
September '05	100.3	104.6	58.7
August '05	89.9	93.5	58.7
July '05	88.5	90.6	58.7
June '05	88.5	90.6	62.5
May '05	88.5	90.6	73.8
April '05	88.5	90.6	73.8
March '05	87.4	89.5	73.5
February '05	83.2	85.3	72.8
January '05	82.1	84.2	72.8
December '04	83.4	85.9	78.1
November '04	84.7	87.2	78.1
October '04	84.0	86.1	76.1
September '04	77.4	78.9	76.2
August '04	74.6	75.6	80.5
July '04	71.4	73.1	70.4
June '04	71.4	74.2	75.8
May '04	71.4	74.6	75.8
April '04	71.3	72.6	73.6
March '04	70.9	72.2	72.5
February '04	69.2	70.6	72.5
January '04	68.6	69.9	71.5

	Furnace Oil	Arctic Stove Oil	Propane (500-gallon tank cost)
19-Dec-07	118.7	122.5	92.2
5-Dec-07	117.1	120.9	90.1
21-Nov-07	111.8	116.2	89.0
7-Nov-07	102.8	106.0	89.0
24-Oct-07	102.0	106.3	89.0
10-Oct-07	100.8	104.7	89.0
26-Sep-07	100.8	104.7	89.0
12-Sep-07	100.9	104.7	85.8
29-Aug-07	99.7	102.8	85.8
15-Aug-07	99.3	102.4	N/A
1-Aug-07	100.6	103.7	85.8
18-Jul-07	98.5	102.4	85.8
4-Jul-07	98.5	102.0	84.7
20-Jun-07	99.3	102.6	84.7
6-Jun-07	97.9	101.2	84.7
23-May-07	98.5	101.8	84.7
9-May-07	98.4	101.7	84.7
25-Apr-07	98.8	102.1	84.7
11-Apr-07	100.6	103.9	81.5
28-Mar-07	101.4	104.7	81.5
14-Mar-07	100.2	103.4	81.5
28-Feb-07	98.9	101.8	81.5
14-Feb-07	98.1	101.0	81.5
31-Jan-07	97.5	100.5	79.4
17-Jan-07	100.7	104.2	N/A
3-Jan-07	102.9	106.1	76.8
20-Dec-06	94.1	97.9	76.8
6-Dec-06	88.7	92.6	76.8
November '06	87.5	91.3	76.8
October '06	88.4	92.2	76.6
September '06	92.6	96.3	76.6
August '06	105.4	109.4	77.3

	Furnace Oil	Arctic Stove Oil	Propane (500-gallon tank cost)
July '06	100.5	104.9	77.3
June '06	98.3	102.7	75.3
May '06	98.9	103.4	74.2
April '06	96.8	101.2	73.2
March '06	91.0	95.4	73.2
February '06	92.1	96.5	73.2
January '06	97.4	102.3	73.2
December '05	98.7	103.6	71.1
November '05	103.4	108.0	58.7
October '05	107.5	112.0	58.7
September '05	89.8	93.7	60.4
August '05	82.8	86.5	60.9
July '05	80.0	83.1	58.7
June '05	78.8	81.7	62.0
May '05	76.5	79.2	72.8
April '05	77.4	80.2	72.8
March '05	77.8	80.6	72.4
February '05	76.5	79.3	71.7
January '05	72.4	75.2	71.7
December '04	71.9	74.7	77.0
November '04	73.9	76.7	77.0
October '04	72.8	75.6	71.3
September '04	67.7	70.2	67.6
August '04	66.4	68.3	73.0
July '04	63.1	65.1	68.3
June '04	61.2	63.1	73.6
May '04	62.1	63.9	73.6
April '04	62.0	62.7	71.5
March '04	59.7	61.9	70.4
February '04	57.6	59.9	70.4
January '04	56.9	58.7	69.4

Information collected by The Yukon Bureau of Statistics
for the Department of Economic Development.

Next release: January 31st, 2008