



### Retail Motor Fuel Prices in Yukon

Average Prices as of April 26, 2017

	Self-serve			% Change Apr 27, 2016 to Apr 26, 2017		
	regular	premium	diesel	regular	premium	diesel
Whitehorse	117.7	126.5	115.2	12.4%	11.4%	16.5%
Beaver Creek	137.6	159.9	140.6	9.9%	11.9%	-7.4%
Burwash Landing	125.9	135.9	118.9	n/a	n/a	n/a
Carcross	129.9	-	129.9	12.1%	-	4.0%
Carmacks	124.9	135.9	127.4	13.6%	23.7%	15.9%
Dawson City	135.7	141.7	137.8	15.0%	13.4%	7.7%
Destruction Bay	132.9	142.9	127.9	11.8%	10.9%	12.3%
Eagle Plains	145.0	-	140.0	0.0%	-	0.0%
Faro	127.9	-	132.9	16.4%	-	22.0%
Haines Junction	122.6	129.2	122.2	16.5%	14.4%	12.9%
Jake's Corner	119.8	129.8	124.8	14.3%	13.1%	25.1%
Mayo	119.9	-	114.2	-7.1%	-	9.9%
Pelly Crossing	127.9	-	127.9	21.9%	-	14.3%
Ross River	129.9	-	129.9	12.7%	-	14.4%
Stewart Crossing	129.9	135.9	125.9	13.1%	12.4%	14.6%
Teslin	123.9	133.9	119.9	16.4%	12.6%	13.2%
Watson Lake	122.4	-	121.4	11.4%	-	12.5%

As of April 26, 2017, average **regular self-serve** gasoline prices ranged from 117.7¢ per litre in Whitehorse to 145.0¢ per litre in Eagle Plains; a difference of 27.3¢. In communities offering **premium self-serve** gasoline, prices ranged from 126.5¢ in Whitehorse to 159.9¢ in Beaver Creek; a difference of 33.4¢. **Diesel self-serve** prices ranged from 114.2¢ in Mayo to 140.6¢ in Beaver Creek; a difference of 26.4¢ per litre.

Comparing April 26, 2017 to April 27, 2016, **regular self-serve** gasoline prices increased in all Yukon communities (with the exceptions of Eagle Plains and Mayo) ranging from 9.9% in Beaver Creek to 21.9% in Pelly Crossing. **Diesel self-serve** prices increased in all Yukon communities (with the exceptions of Beaver Creek and Eagle Plains) ranging from 4.0% in Carcross to 25.1% in Jake's Corner.

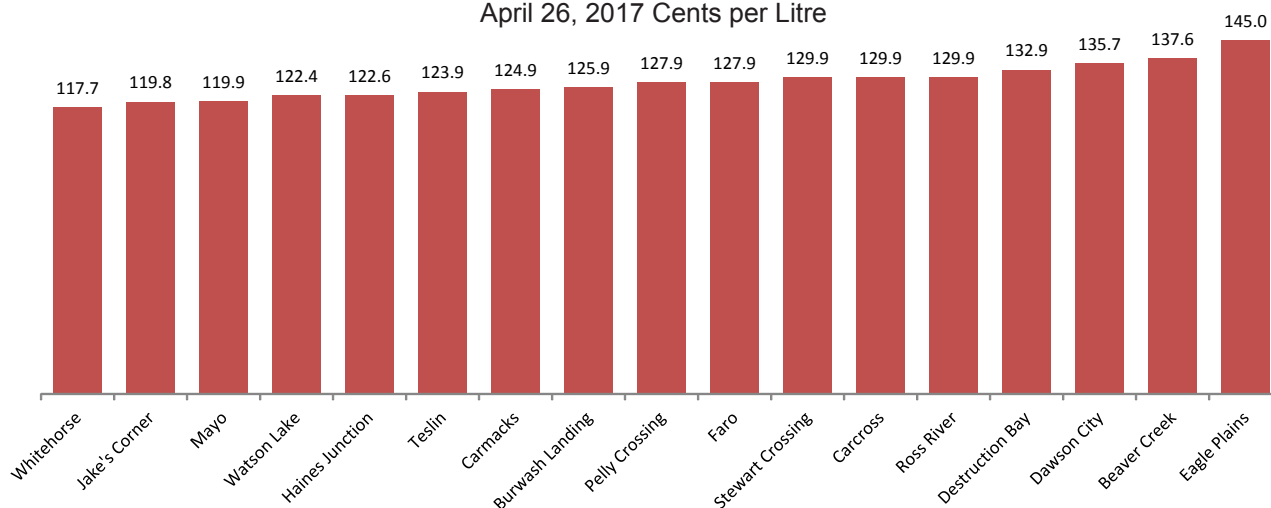
	Full-serve				% Change Apr 27, 2016 to Apr 26, 2017			
	regular	premium	diesel	propane	regular	premium	diesel	propane
Whitehorse	117.9	125.6	114.2	92.6	13.7%	8.8%	5.8%	3.9%
Dawson City	-	-	-	135.0	-	-	-	0.0%
Destruction Bay	-	-	-	126.9	-	-	-	-2.4%
Eagle Plains	-	-	-	140.0	-	-	-	0.0%
Haines Junction	-	-	-	100.0	-	-	-	0.0%
Jake's Corner	-	-	-	n/a	-	-	-	n/a
Mayo	128.9	-	123.9	-	17.3%	-	3.3%	-
Teslin	-	-	-	102.0	-	-	-	-7.3%
Watson Lake	-	-	-	105.9	-	-	-	-10.2%

In communities offering **full-serve propane** fuel services, prices ranged from 92.6¢ per litre in Whitehorse to 140.0¢ per litre in Eagle Plains; a difference of 47.4¢. Year-over-year, prices of full-serve propane: decreased in Destruction Bay, Teslin and Watson Lake; increased in Whitehorse; and remained the same in Dawson City, Eagle Plains and Haines Junction.

**Notes:**

All prices are Canadian cents per litre, including all applicable taxes.  
 "n/a" indicates this information was not available for the reporting period.  
 "-" Indicates this service was not available in this community at this time.

Average Self-Serve Gasoline Prices  
April 26, 2017 Cents per Litre

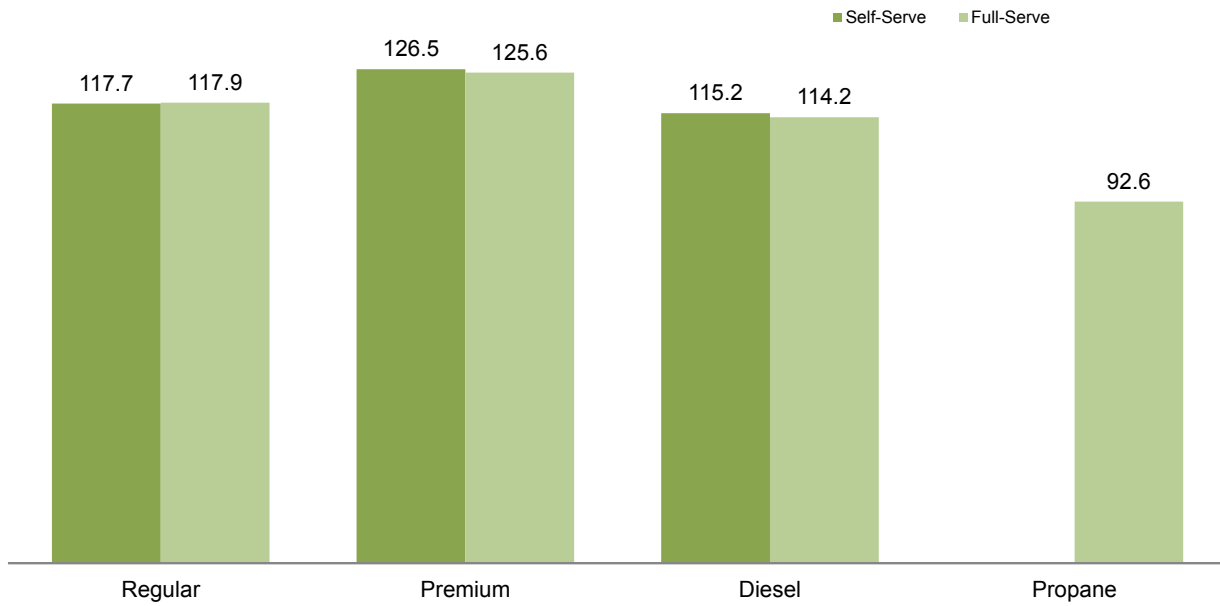


## Retail Motor Fuel Prices — Whitehorse

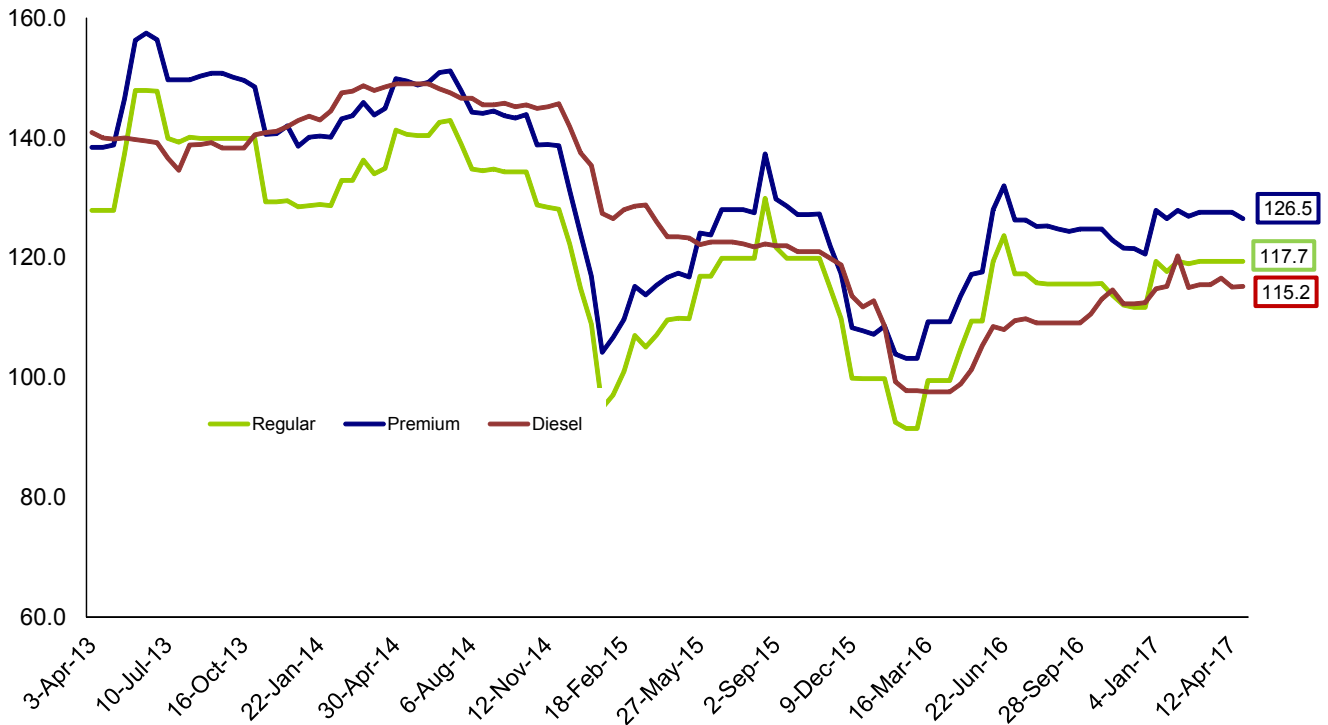
	Self-serve			Full-serve			
	regular	premium	diesel	regular	premium	diesel	propane
26-Apr-17	117.7	126.5	115.2	117.9	125.6	114.2	92.6
12-Apr-17	119.4	127.6	115.1	119.9	127.2	115.6	93.2
29-Mar-17	119.4	127.6	116.6	119.9	127.2	115.6	94.6
15-Mar-17	119.4	127.6	115.5	119.9	127.2	115.6	94.6
1-Mar-17	119.4	127.6	115.5	119.9	127.2	115.6	101.0
15-Feb-17	119.0	126.9	115.0	118.6	125.9	114.2	93.9
1-Feb-17	119.4	127.9	120.3	119.9	127.2	130.2	93.9
18-Jan-17	119.4	127.9	120.3	119.9	127.2	130.2	93.9
4-Jan-17	119.4	127.9	114.8	119.9	127.2	113.9	90.6
21-Dec-16	111.7	120.6	112.5	111.9	122.2	111.9	89.9
7-Dec-16	111.7	121.5	112.3	111.9	122.2	111.9	89.9
23-Nov-16	112.1	121.6	112.3	111.9	122.2	111.9	91.6
9-Nov-16	113.7	122.9	114.6	113.6	125.2	115.2	88.9
26-Oct-16	115.7	124.8	113.1	115.9	126.2	115.2	88.9
12-Oct-16	115.6	124.8	110.6	115.9	126.2	113.3	87.6
28-Sep-16	115.6	124.8	109.1	115.9	126.2	108.9	87.6
14-Sep-16	115.6	124.4	109.1	115.9	126.2	108.9	89.6
31-Aug-16	115.6	124.8	109.1	115.9	126.2	108.9	88.9
17-Aug-16	115.6	125.3	109.1	115.9	126.2	108.9	87.6
3-Aug-16	115.8	125.2	109.1	115.9	126.2	108.9	89.6
20-Jul-16	117.3	126.3	109.8	117.9	126.9	110.6	90.4
6-Jul-16	117.3	126.3	109.5	117.9	125.9	110.2	90.4
22-Jun-16	123.7	132.0	108.0	125.2	136.6	108.9	90.4
8-Jun-16	119.4	128.0	108.5	119.9	128.9	108.9	88.9
25-May-16	109.4	117.6	105.3	109.9	118.6	108.2	88.9
11-May-16	109.4	117.2	101.3	109.9	118.6	105.2	88.9
27-Apr-16	104.7	113.6	98.9	103.7	115.4	107.9	89.1
13-Apr-16	99.5	109.3	97.6	99.9	114.2	105.4	89.1
Mar '16	96.8	107.3	97.7	97.5	113.2	105.6	88.4
Feb '16	92.0	103.6	98.6	93.7	111.1	105.7	91.6
Jan '16	99.8	107.9	110.7	100.6	119.6	116.5	94.3
Dec '15	99.9	108.1	112.7	101.8	120.8	119.8	95.0
Nov '15	112.4	119.6	119.4	114.9	127.9	122.9	94.0
Oct '15	119.9	127.3	121.0	119.9	131.7	123.9	93.8
Sep '15	120.5	128.5	121.7	122.8	134.7	123.9	93.9
Aug '15	124.9	132.4	122.1	126.1	136.0	123.9	94.6
Jul '15	119.9	128.0	122.5	122.3	133.2	124.2	94.0
Jun '15	118.4	125.9	122.6	117.7	129.2	131.2	97.3
May '15	113.4	120.5	122.8	114.2	127.4	132.0	96.3
Apr '15	108.9	116.5	124.3	110.3	124.9	132.6	97.4
Mar '15	106.1	114.5	128.7	108.8	124.2	133.2	97.9
Feb '15	99.1	108.2	127.3	101.8	118.6	130.4	96.8
Jan '15	101.9	110.6	131.4	103.3	121.4	134.2	98.1
Dec '14	118.6	127.6	139.7	119.6	132.0	141.5	98.5
Nov '14	128.3	138.8	145.5	129.3	143.4	146.9	103.0
Oct '14	132.5	142.0	145.2	134.9	145.9	148.6	105.0
Sep '14	134.6	144.1	145.7	137.2	147.7	148.9	103.7
Aug '14	134.7	144.2	146.1	137.2	147.7	148.9	103.8
Jul '14	141.0	149.6	147.1	142.8	150.5	149.3	105.1
Jun '14	141.5	150.1	148.6	143.1	151.6	151.8	116.6
May '14	140.5	149.2	149.0	142.2	150.8	152.2	119.2
Apr '14	136.7	146.2	148.5	137.9	149.2	151.9	119.3

# Retail Motor Fuel Prices — Whitehorse

Average Fuel Prices, as of April 26, 2017  
(cents per litre)



Average Self-Serve Bi-weekly Fuel Prices,  
April 2013 - April 2017  
(cents per litre)



## Retail Motor Fuel Prices - Beaver Creek & Burwash Landing

	Beaver Creek Self-serve		
	regular	premium	diesel
26-Apr-17	137.6	159.9	140.6
12-Apr-17	138.9	159.9	145.9
29-Mar-17	144.9	159.9	154.9
15-Mar-17	144.9	159.9	154.9
1-Mar-17	144.0	159.0	154.0
15-Feb-17	144.9	159.9	154.9
1-Feb-17	144.9	159.9	149.9
18-Jan-17	144.9	150.9	149.9
4-Jan-17	144.9	159.9	149.9

21-Dec-16	139.9	159.9	149.9
7-Dec-16	139.9	159.9	149.9
23-Nov-16	139.9	159.9	149.9
9-Nov-16	139.9	159.9	137.9
26-Oct-16	133.2	159.9	136.2
12-Oct-16	133.2	159.9	136.2
28-Sep-16	133.2	159.9	136.2
14-Sep-16	133.2	159.9	135.6
31-Aug-16	133.2	159.9	135.6
17-Aug-16	133.2	159.9	135.6
3-Aug-16	133.2	159.9	135.6
20-Jul-16	135.2	159.9	135.6
6-Jul-16	140.6	159.9	124.9
22-Jun-16	143.6	159.9	128.2
8-Jun-16	118.0	142.9	123.6
25-May-16	118.0	142.9	123.6
11-May-16	124.9	142.9	150.6
27-Apr-16	125.2	142.9	151.9
13-Apr-16	129.9	142.9	131.9

Mar '16	127.9	142.2	131.2
Feb '16	131.9	141.9	137.4
Jan '16	139.9	152.9	149.9

Dec '15	147.4	160.4	154.9
Nov '15	154.9	167.9	159.9
Oct '15	152.6	167.9	163.3
Sep '15	149.2	167.9	166.6
Aug '15	150.2	167.9	166.6
Jul '15	149.1	167.9	166.6
Jun '15	141.1	160.4	164.9
May '15	137.9	152.9	163.6
Apr '15	141.2	152.9	164.6
Mar '15	142.9	165.9	169.9
Feb '15	142.9	165.9	169.9
Jan '15	147.9	165.9	169.9

Dec '14	160.4	173.9	173.4
Nov '14	167.9	181.9	176.9
Oct '14	165.9	181.9	179.0
Sep '14	165.9	181.9	180.6
Aug '14	166.3	181.9	180.6
Jul '14	166.6	181.9	178.6
Jun '14	165.9	179.9	180.6
May '14	169.3	184.9	186.4
Apr '14	169.9	182.9	189.9

	Burwash Landing Self-serve		
	regular	premium	diesel
26-Apr-17	125.9	135.9	118.9
12-Apr-17	125.9	135.9	118.9
29-Mar-17	125.9	135.9	118.9
15-Mar-17	125.9	135.9	118.9
1-Mar-17	n/a	n/a	n/a
15-Feb-17	125.9	135.9	118.9
1-Feb-17	125.9	135.9	118.9
18-Jan-17	125.9	135.9	118.9
4-Jan-17	119.9	129.9	115.9

21-Dec-16	119.9	129.9	115.9
7-Dec-16	119.9	129.9	115.9
23-Nov-16	119.9	129.9	115.9
9-Nov-16	119.9	129.9	115.9
26-Oct-16	119.9	129.9	115.9
12-Oct-16	n/a	n/a	n/a
28-Sep-16	119.9	129.9	115.9
14-Sep-16	119.9	129.9	115.9
31-Aug-16	119.9	129.9	115.9
17-Aug-16	n/a	n/a	n/a
3-Aug-16	119.9	129.9	115.9
20-Jul-16	122.9	132.9	120.9
6-Jul-16	122.9	132.9	120.9
22-Jun-16	119.9	129.9	119.9
8-Jun-16	n/a	n/a	n/a
25-May-16	105.9	115.9	109.9
11-May-16	n/a	n/a	n/a
27-Apr-16	n/a	n/a	n/a
13-Apr-16	99.9	109.9	109.9

Mar '16	99.9	109.9	109.5
Feb '16	99.9	109.9	105.9
Jan '16	n/a	n/a	n/a

Dec '15	119.9	129.9	120.9
Nov '15	129.9	139.9	129.9
Oct '15	129.9	139.9	120.9
Sep '15	130.9	140.9	120.9
Aug '15	132.9	142.9	120.9
Jul '15	-	-	-
Jun '15	-	-	-
May '15	-	-	-
Apr '15	-	-	-
Mar '15	-	-	-
Feb '15	-	-	-
Jan '15	-	-	-

Dec '14	-	-	-
Nov '14	-	-	-
Oct '14	-	-	-
Sep '14	-	-	-
Aug '14	-	-	-
Jul '14	-	-	-
Jun '14	-	-	-
May '14	-	-	-
Apr '14	-	-	-

## Retail Motor Fuel Prices — Carcross & Carmacks

	Carcross Self-serve				Carmacks Self-serve		
	regular	premium	diesel		regular	premium	diesel
26-Apr-17	129.9	-	129.9	26-Apr-17	124.9	135.9	127.4
12-Apr-17	129.9	-	129.9	12-Apr-17	124.9	135.9	127.4
29-Mar-17	129.9	-	129.9	29-Mar-17	124.9	135.9	127.4
15-Mar-17	129.9	-	129.9	15-Mar-17	124.9	135.9	127.4
1-Mar-17	129.9	-	129.9	1-Mar-17	124.9	135.9	127.4
15-Feb-17	129.9	-	129.9	15-Feb-17	124.9	135.9	127.4
1-Feb-17	129.9	-	129.9	1-Feb-17	124.9	135.9	127.4
18-Jan-17	129.9	-	129.9	18-Jan-17	124.9	135.9	127.4
4-Jan-17	129.9	-	129.9	4-Jan-17	124.9	132.9	127.4
21-Dec-16	121.9	-	129.9	21-Dec-16	124.9	135.9	127.4
7-Dec-16	121.9	-	126.9	7-Dec-16	124.9	130.9	124.9
23-Nov-16	121.9	-	126.9	23-Nov-16	124.9	130.9	124.9
9-Nov-16	124.9	-	129.9	9-Nov-16	124.9	130.9	124.9
26-Oct-16	125.9	-	129.9	26-Oct-16	124.9	124.9	124.9
12-Oct-16	125.9	-	129.9	12-Oct-16	124.9	125.9	124.9
28-Sep-16	125.9	-	125.9	28-Sep-16	124.9	130.9	124.9
14-Sep-16	125.9	-	129.9	14-Sep-16	124.9	129.9	124.9
31-Aug-16	125.9	-	125.9	31-Aug-16	124.9	130.9	124.9
17-Aug-16	125.9	-	125.9	17-Aug-16	124.9	130.9	124.9
3-Aug-16	125.9	-	125.9	3-Aug-16	127.9	131.9	127.9
20-Jul-16	127.9	-	127.9	20-Jul-16	127.9	138.9	127.9
6-Jul-16	127.9	-	127.9	6-Jul-16	127.9	138.9	127.9
22-Jun-16	134.9	-	129.9	22-Jun-16	136.4	137.9	134.9
8-Jun-16	124.9	-	124.9	8-Jun-16	129.9	129.9	129.4
25-May-16	119.9	-	124.9	25-May-16	114.9	117.4	114.9
11-May-16	119.9	-	124.9	11-May-16	114.9	117.4	114.4
27-Apr-16	115.9	-	124.9	27-Apr-16	109.9	109.9	109.9
13-Apr-16	112.9	-	124.9	13-Apr-16	109.9	109.9	109.9
Mar '16	110.9	-	118.6	Mar '16	106.6	106.6	106.6
Feb '16	109.9	-	115.9	Feb '16	95.9	105.9	99.9
Jan '16	118.4	-	127.9	Jan '16	107.4	117.4	114.9
Dec '15	121.9	-	129.9	Dec '15	109.9	119.9	119.9
Nov '15	132.4	-	134.9	Nov '15	124.9	134.9	124.9
Oct '15	139.9	-	139.9	Oct '15	134.9	144.9	127.2
Sep '15	139.9	-	139.9	Sep '15	129.9	136.9	125.9
Aug '15	139.9	-	139.9	Aug '15	129.9	136.4	123.9
Jul '15	139.9	-	139.9	Jul '15	135.4	140.7	128.7
Jun '15	137.4	-	139.9	Jun '15	132.9	140.2	126.9
May '15	124.9	-	139.9	May '15	119.4	127.7	126.4
Apr '15	119.9	-	143.2	Apr '15	117.2	127.2	131.7
Mar '15	114.9	-	142.4	Mar '15	116.9	126.9	139.9
Feb '15	109.9	-	139.9	Feb '15	106.4	116.4	134.9
Jan '15	117.4	-	144.9	Jan '15	109.9	119.9	141.4
Dec '14	132.4	-	152.4	Dec '14	126.4	136.4	150.4
Nov '14	139.9	-	154.9	Nov '14	139.9	149.9	149.9
Oct '14	146.6	-	154.9	Oct '14	142.9	157.2	158.9
Sep '14	149.9	-	157.4	Sep '14	146.9	161.9	167.9
Aug '14	151.9	-	157.4	Aug '14	150.4	161.9	167.9
Jul '14	153.9	-	159.9	Jul '14	153.9	161.9	167.9
Jun '14	153.9	-	159.9	Jun '14	153.9	161.9	167.9
May '14	153.9	-	159.9	May '14	153.9	160.9	167.9
Apr '14	151.2	-	159.9	Apr '14	149.9	159.9	167.9

## Retail Motor Fuel Prices — Dawson City & Destruction Bay

	Dawson City Self-serve			Full-serve
	regular	premium	diesel	propane
26-Apr-17	135.7	141.7	137.8	135.0
12-Apr-17	135.7	141.7	137.8	135.0
29-Mar-17	135.7	141.7	137.8	135.9
15-Mar-17	135.7	141.7	137.8	135.0
1-Mar-17	135.7	141.7	137.8	135.0
15-Feb-17	135.7	141.7	137.8	135.0
1-Feb-17	136.5	143.5	143.7	n/a
18-Jan-17	136.5	143.5	143.7	n/a
4-Jan-17	128.5	135.5	141.8	n/a

21-Dec-16	134.2	137.7	131.9	135.0
7-Dec-16	134.2	141.0	131.9	135.0
23-Nov-16	132.5	139.5	131.8	n/a
9-Nov-16	136.2	143.2	131.9	135.0
26-Oct-16	136.2	143.2	131.9	135.0
12-Oct-16	136.2	143.2	131.9	135.0
28-Sep-16	137.2	143.2	131.9	135.0
14-Sep-16	137.2	143.2	131.9	135.0
31-Aug-16	137.2	143.2	131.9	135.0
17-Aug-16	137.2	143.2	131.9	135.0
3-Aug-16	137.2	143.2	131.9	135.0
20-Jul-16	137.2	143.2	131.9	135.0
6-Jul-16	135.2	142.8	131.9	135.0
22-Jun-16	132.7	137.7	127.9	135.0
8-Jun-16	129.4	137.7	127.9	135.0
25-May-16	129.4	137.7	127.9	135.0
11-May-16	118.0	125.0	127.9	135.0
27-Apr-16	118.0	125.0	127.9	135.0
13-Apr-16	118.0	125.0	127.9	135.0

Mar '16	117.2	124.2	135.9	135.0
Feb '16	119.5	126.5	143.8	135.0
Jan '16	121.1	128.6	141.9	135.0

Dec '15	127.5	135.0	143.9	135.0
Nov '15	138.8	145.6	148.6	135.0
Oct '15	139.7	146.7	149.3	n/a
Sep '15	142.2	149.4	145.3	135.0
Aug '15	142.2	149.5	147.3	135.0
Jul '15	138.7	146.2	147.8	135.0
Jun '15	136.2	143.0	147.8	135.0
May '15	127.5	134.0	155.1	135.0
Apr '15	126.2	132.7	157.4	130.0
Mar '15	123.7	130.2	157.4	135.0
Feb '15	125.3	132.1	157.7	135.0
Jan '15	134.1	141.3	161.2	135.0

Dec '14	145.2	153.5	168.2	135.0
Nov '14	148.3	157.4	166.9	135.0
Oct '14	157.7	166.7	168.9	135.0
Sep '14	159.2	166.7	168.9	135.0
Aug '14	159.2	166.7	168.9	135.0
Jul '14	159.8	167.3	169.2	135.0
Jun '14	155.0	163.0	167.2	135.0
May '14	154.2	161.7	165.9	135.0
Apr '14	152.2	159.7	167.4	135.0

	Destruction Bay Self-serve			Full-serve
	regular	premium	diesel	propane
26-Apr-17	132.9	142.9	127.9	126.9
12-Apr-17	132.9	142.9	129.9	126.9
29-Mar-17	126.9	136.9	129.9	126.9
15-Mar-17	126.9	136.9	129.9	126.9
1-Mar-17	126.9	136.9	129.9	126.9
15-Feb-17	128.9	138.9	128.9	130.0
1-Feb-17	128.9	138.9	128.9	126.9
18-Jan-17	128.9	138.9	128.9	126.9
4-Jan-17	133.9	143.9	127.9	126.9

21-Dec-16	130.9	137.9	127.9	126.9
7-Dec-16	121.9	131.9	128.9	126.9
23-Nov-16	121.9	131.9	128.9	126.9
9-Nov-16	123.9	133.9	128.9	130.0
26-Oct-16	127.9	137.9	128.9	126.9
12-Oct-16	129.9	139.9	130.9	130.0
28-Sep-16	125.9	135.9	121.9	126.9
14-Sep-16	122.9	132.9	123.9	126.9
31-Aug-16	129.9	139.9	123.9	126.9
17-Aug-16	125.9	135.9	120.9	126.9
3-Aug-16	123.9	133.9	117.9	130.0
20-Jul-16	123.9	133.9	120.9	126.9
6-Jul-16	126.9	136.9	124.9	n/a
22-Jun-16	132.9	142.9	124.9	130.0
8-Jun-16	137.9	147.9	122.9	126.9
25-May-16	131.9	142.9	121.9	130.0
11-May-16	108.9	118.9	111.9	130.0
27-Apr-16	118.9	128.9	113.9	130.0
13-Apr-16	118.9	128.9	113.9	130.0

Mar '16	116.9	126.9	112.2	127.9
Feb '16	111.9	121.9	109.9	126.9
Jan '16	120.4	130.4	115.9	126.9

Dec '15	121.9	131.9	122.4	126.9
Nov '15	131.9	141.9	128.4	128.5
Oct '15	140.9	150.9	131.9	126.9
Sep '15	134.6	144.6	122.9	129.0
Aug '15	143.9	153.9	122.4	130.0
Jul '15	138.4	148.4	122.9	130.0
Jun '15	136.9	146.9	125.9	130.0
May '15	131.9	141.9	128.9	126.9
Apr '15	128.6	138.6	129.9	126.8
Mar '15	123.9	133.9	138.9	126.8
Feb '15	123.4	133.4	139.4	126.9
Jan '15	121.9	131.9	135.4	129.9

Dec '14	128.9	138.9	155.9	132.9
Nov '14	139.9	154.9	164.4	132.9
Oct '14	148.9	159.6	152.2	125.6
Sep '14	153.9	163.9	153.9	124.9
Aug '14	152.9	162.9	152.9	124.9
Jul '14	154.9	164.9	156.9	129.9
Jun '14	158.9	168.9	159.4	129.9
May '14	157.4	167.4	169.9	140.0
Apr '14	154.9	164.9	172.9	134.6

## Retail Motor Fuel Prices — Eagle Plains & Faro

	Eagle Plains			
	Self-Serve			Full-serve propane
	regular	premium	diesel	
26-Apr-17	145.0	-	140.0	140.0
12-Apr-17	145.0	-	140.0	140.0
29-Mar-17	145.0	-	140.0	140.0
15-Mar-17	145.0	-	140.0	140.0
1-Mar-17	145.0	-	140.0	140.0
15-Feb-17	145.0	-	140.0	140.0
1-Feb-17	145.0	-	140.0	140.0
18-Jan-17	145.0	-	140.0	140.0
4-Jan-17	145.0	-	140.0	140.0
21-Dec-16	145.0	-	140.0	140.0
7-Dec-16	145.0	-	140.0	140.0
23-Nov-16	145.0	-	140.0	140.0
9-Nov-16	145.0	-	145.0	140.0
26-Oct-16	145.0	-	145.0	140.0
12-Oct-16	145.0	-	145.0	140.0
28-Sep-16	145.0	-	145.0	140.0
14-Sep-16	145.0	-	145.0	140.0
31-Aug-16	145.0	-	140.0	140.0
17-Aug-16	145.0	-	145.0	140.0
3-Aug-16	145.0	-	145.0	140.0
20-Jul-16	145.0	-	140.0	140.0
6-Jul-16	145.0	-	145.0	140.0
22-Jun-16	145.0	-	145.0	140.0
8-Jun-16	145.0	-	145.0	140.0
25-May-16	145.0	-	145.0	140.0
11-May-16	145.0	-	145.0	140.0
27-Apr-16	145.0	-	140.0	140.0
13-Apr-16	145.0	-	140.0	140.0
Mar '16	146.7	-	145.0	140.0
Feb '16	150.0	-	150.0	140.0
Jan '16	150.0	-	155.0	140.0
Dec '15	150.0	-	157.5	140.0
Nov '15	150.0	-	160.0	140.0
Oct '15	150.0	-	155.0	140.0
Sep '15	150.0	-	155.0	140.0
Aug '15	150.0	-	155.0	140.0
Jul '15	150.0	-	157.5	140.0
Jun '15	152.5	-	155.0	140.0
May '15	150.0	-	160.0	140.0
Apr '15	150.0	-	158.3	143.3
Mar '15	150.0	-	160.0	145.0
Feb '15	163.5	-	162.0	140.0
Jan '15	173.0	-	155.0	140.0
Dec '14	173.0	-	165.0	140.0
Nov '14	173.0	-	170.0	140.0
Oct '14	173.0	-	175.0	140.0
Sep '14	173.0	-	170.0	140.0
Aug '14	173.0	-	175.0	140.5
Jul '14	173.0	-	172.5	140.9
Jun '14	173.0	-	175.0	140.9
May '14	173.0	-	175.0	140.9
Apr '14	173.9	-	170.0	140.9

	Faro		
	Self-Serve		
	regular	premium	diesel
26-Apr-17	127.9	-	132.9
12-Apr-17	127.9	-	132.9
29-Mar-17	127.9	-	132.9
15-Mar-17	124.9	-	129.9
1-Mar-17	124.9	-	129.9
15-Feb-17	124.9	-	129.9
1-Feb-17	124.9	-	129.9
18-Jan-17	124.9	-	129.9
4-Jan-17	n/a	-	n/a
21-Dec-16	124.9	-	123.9
7-Dec-16	124.9	-	123.9
23-Nov-16	n/a	-	n/a
9-Nov-16	124.9	-	123.9
26-Oct-16	124.9	-	123.9
12-Oct-16	124.9	-	123.9
28-Sep-16	n/a	-	n/a
14-Sep-16	n/a	-	n/a
31-Aug-16	124.9	-	123.9
17-Aug-16	127.9	-	126.9
3-Aug-16	127.9	-	126.9
20-Jul-16	132.9	-	131.9
6-Jul-16	134.0	-	127.0
22-Jun-16	139.9	-	138.9
8-Jun-16	129.9	-	128.9
25-May-16	109.9	-	108.9
11-May-16	109.9	-	108.9
27-Apr-16	109.9	-	108.9
13-Apr-16	109.9	-	108.9
Mar '16	100.2	-	101.2
Feb '16	102.9	-	107.4
Jan '16	107.4	-	114.9
Dec '15	114.9	-	120.4
Nov '15	129.9	-	127.9
Oct '15	132.4	-	119.9
Sep '15	137.2	-	119.2
Aug '15	131.9	-	120.9
Jul '15	131.9	-	124.9
Jun '15	131.5	-	125.9
May '15	117.9	-	125.9
Apr '15	118.6	-	132.9
Mar '15	118.9	-	141.9
Feb '15	108.4	-	136.9
Jan '15	118.9	-	149.9
Dec '14	131.9	-	150.9
Nov '14	141.9	-	151.9
Oct '14	148.9	-	160.9
Sep '14	148.9	-	169.9
Aug '14	155.9	-	169.9
Jul '14	155.9	-	169.9
Jun '14	155.9	-	169.9
May '14	155.9	-	169.9
Apr '14	148.6	-	173.6

## Retail Motor Fuel Prices — Haines Junction

	Self-serve			Full-serve
	regular	premium	diesel	propane
26-Apr-17	122.6	129.2	122.2	100.0
12-Apr-17	122.8	128.7	121.7	100.0
29-Mar-17	121.4	130.9	121.7	100.0
15-Mar-17	121.4	130.9	120.9	100.0
1-Mar-17	121.4	130.9	120.2	100.0
15-Feb-17	123.6	130.9	120.6	n/a
1-Feb-17	122.4	130.9	122.4	100.0
18-Jan-17	122.6	129.2	122.2	100.0
4-Jan-17	121.7	130.9	119.7	100.0
21-Dec-16	113.9	122.9	115.2	100.0
7-Dec-16	113.9	121.9	116.9	100.0
23-Nov-16	114.9	121.9	116.9	100.0
9-Nov-16	118.9	126.4	116.9	100.0
26-Oct-16	118.9	126.4	117.4	100.0
12-Oct-16	118.9	126.4	116.4	100.0
28-Sep-16	117.7	126.4	115.9	100.0
14-Sep-16	116.9	126.4	115.9	100.0
31-Aug-16	119.2	126.4	115.2	100.0
17-Aug-16	118.9	126.4	115.4	100.0
3-Aug-16	119.9	126.4	115.9	100.9
20-Jul-16	122.7	130.4	114.7	100.0
6-Jul-16	122.7	130.4	112.2	100.0
22-Jun-16	129.9	136.9	114.4	100.0
8-Jun-16	118.9	130.4	113.6	100.0
25-May-16	112.2	120.4	110.6	100.0
11-May-16	109.9	117.9	109.2	100.0
27-Apr-16	105.2	112.9	108.2	100.0
13-Apr-16	102.7	110.4	108.2	100.0
Mar '16	99.1	105.4	109.1	100.0
Feb '16	98.6	104.4	109.1	100.0
Jan '16	105.2	110.4	116.9	100.0
Dec '15	107.6	110.4	118.9	100.0
Nov '15	119.6	123.7	126.2	100.0
Oct '15	123.9	128.4	126.5	100.0
Sep '15	124.3	131.9	127.6	100.0
Aug '15	126.5	137.7	127.8	100.0
Jul '15	124.0	132.4	128.7	100.0
Jun '15	121.3	127.4	127.5	109.9
May '15	116.9	124.7	129.0	109.9
Apr '15	110.9	118.6	128.9	114.6
Mar '15	107.5	115.9	131.3	114.9
Feb '15	104.1	110.4	130.8	114.9
Jan '15	109.2	115.7	134.2	119.5
Dec '14	123.5	130.9	138.7	114.5
Nov '14	133.7	139.4	144.4	124.0
Oct '14	137.5	143.4	147.1	124.0
Sep '14	139.7	145.4	147.9	124.0
Aug '14	140.7	146.2	149.4	124.0
Jul '14	144.3	150.7	150.3	124.0
Jun '14	145.3	150.7	150.2	124.0
May '14	145.1	151.4	153.1	124.0
Apr '14	141.2	147.2	153.6	124.0



## Retail Motor Fuel Prices — Jake's Corner

	Self-serve			Full-serve
	regular	premium	diesel	propane
26-Apr-17	119.8	129.8	124.8	n/a
12-Apr-17	119.8	129.8	124.8	100.0
29-Mar-17	119.8	129.8	124.8	115.0
15-Mar-17	119.8	129.8	124.8	115.0
1-Mar-17	119.8	129.8	124.8	115.0
15-Feb-17	119.8	129.8	124.8	115.0
1-Feb-17	119.8	129.8	124.8	115.0
18-Jan-17	119.8	129.8	124.8	115.0
4-Jan-17	115.8	129.8	124.8	115.0
<hr/>				
21-Dec-16	115.8	129.8	124.8	115.0
7-Dec-16	115.8	129.8	124.8	115.0
23-Nov-16	n/a	n/a	n/a	n/a
9-Nov-16	115.8	129.8	124.8	115.0
26-Oct-16	115.8	129.8	124.8	115.0
12-Oct-16	119.8	129.8	124.8	115.0
28-Sep-16	115.8	129.8	114.8	115.0
14-Sep-16	115.8	129.8	114.8	115.0
31-Aug-16	115.8	129.8	114.8	115.0
17-Aug-16	115.8	129.8	114.8	115.0
3-Aug-16	115.8	129.8	114.8	115.0
20-Jul-16	117.8	129.8	114.8	115.0
6-Jul-16	119.8	129.8	114.8	115.0
22-Jun-16	129.8	139.8	107.8	115.0
8-Jun-16	119.9	129.9	107.9	100.0
25-May-16	109.8	119.8	99.8	110.0
11-May-16	109.8	119.8	99.8	110.0
27-Apr-16	104.8	114.8	99.8	n/a
13-Apr-16	99.8	112.8	104.8	110.0
<hr/>				
Mar '16	94.5	107.5	107.5	110.0
Feb '16	91.8	104.8	112.8	105.0
Jan '16	99.8	129.8	112.8	110.0
<hr/>				
Dec '15	104.8	129.8	115.8	110.0
Nov '15	119.8	129.8	118.8	110.0
Oct '15	119.8	129.8	124.3	110.0
Sep '15	121.8	138.8	120.8	100.0
Aug '15	114.9	129.8	130.4	100.0
Jul '15	117.4	129.8	125.7	105.0
Jun '15	121.1	133.8	125.6	100.0
May '15	112.4	124.8	130.4	100.0
Apr '15	110.9	124.8	134.9	100.0
Mar '15	111.4	124.8	134.4	105.0
Feb '15	106.4	124.8	132.4	105.0
Jan '15	118.2	129.8	133.2	105.0
<hr/>				
Dec '14	136.4	134.8	146.9	110.0
Nov '14	138.9	149.8	150.4	110.0
Oct '14	142.6	149.8	150.4	110.0
Sep '14	144.4	149.8	150.4	110.0
Aug '14	144.4	149.8	150.4	110.0
Jul '14	144.6	149.8	151.1	110.0
Jun '14	145.7	149.8	152.4	110.0
May '14	143.7	151.3	151.9	120.0
Apr '14	141.9	148.8	151.4	131.7

Effective January 2016, Jake's Corner prices are reported rather than Tagish area prices, due to Tagish gas station closure.

## Retail Motor Fuel Prices — Mayo

	Self-serve			Full-serve	
	regular	premium	diesel	regular	diesel
26-Apr-17	119.9	-	114.2	128.9	123.9
12-Apr-17	119.9	-	114.2	128.9	123.9
29-Mar-17	119.9	-	114.2	128.9	123.9
15-Mar-17	119.9	-	114.2	128.9	123.9
1-Mar-17	119.9	-	114.2	n/a	n/a
15-Feb-17	119.9	-	111.3	128.9	123.9
1-Feb-17	119.9	-	111.3	128.9	123.9
18-Jan-17	119.9	-	111.3	128.9	123.9
4-Jan-17	n/a	-	n/a	128.9	123.9
21-Dec-16	117.9	-	113.9	128.9	123.9
7-Dec-16	117.9	-	113.9	128.9	123.9
23-Nov-16	n/a	-	n/a	128.9	123.9
9-Nov-16	121.9	-	113.9	128.9	123.9
26-Oct-16	121.9	-	115.9	128.9	123.9
12-Oct-16	130.9	-	123.9	128.9	123.9
28-Sep-16	123.9	-	115.9	128.9	123.9
14-Sep-16	123.9	-	115.9	128.9	123.9
31-Aug-16	123.9	-	114.9	128.9	123.9
17-Aug-16	123.9	-	114.9	128.9	123.9
3-Aug-16	126.9	-	116.9	128.9	123.9
20-Jul-16	126.9	-	116.9	128.9	123.9
6-Jul-16	126.9	-	116.9	135.9	123.9
22-Jun-16	130.9	-	116.9	135.9	123.9
8-Jun-16	126.9	-	112.9	123.9	123.9
25-May-16	120.9	-	112.9	115.9	119.9
11-May-16	120.9	-	101.9	115.9	119.9
27-Apr-16	129.0	-	103.9	109.9	119.9
13-Apr-16	107.9	-	103.9	109.9	119.9
Mar '16	101.9	-	105.9	111.2	118.6
Feb '16	102.9	-	109.9	109.9	119.9
Jan '16	109.9	-	125.4	112.9	125.4
Dec '15	111.4	-	129.4	115.9	136.9
Nov '15	122.9	-	131.4	135.9	139.4
Oct '15	128.9	-	128.4	135.9	139.4
Sep '15	130.9	-	128.6	135.9	142.9
Aug '15	133.4	-	126.9	135.9	142.9
Jul '15	128.9	-	127.9	135.9	142.9
Jun '15	126.9	-	127.9	131.4	142.9
May '15	121.4	-	127.9	126.9	142.9
Apr '15	115.6	-	135.2	117.9	142.9
Mar '15	110.9	-	139.9	117.9	142.9
Feb '15	107.9	-	139.9	117.9	142.9
Jan '15	114.4	-	141.9	122.9	147.9
Dec '14	129.4	-	147.4	139.4	160.9
Nov '14	135.9	-	148.9	145.9	160.9
Oct '14	n/a	-	n/a	154.9	160.9
Sep '14	n/a	-	n/a	154.9	160.9
Aug '14	n/a	-	n/a	n/a	n/a
Jul '14	n/a	-	n/a	154.9	160.9
Jun '14	n/a	-	n/a	154.9	160.9
May '14	n/a	-	n/a	154.9	160.9
Apr '14	n/a	-	n/a	151.6	160.9

## Retail Motor Fuel Prices — Pelly Crossing & Ross River

	Pelly Crossing Self-serve	
	regular	diesel
26-Apr-17	127.9	127.9
12-Apr-17	123.9	127.9
29-Mar-17	123.9	127.9
15-Mar-17	121.9	127.9
1-Mar-17	121.9	127.9
15-Feb-17	121.9	127.9
1-Feb-17	119.9	129.9
18-Jan-17	119.9	129.9
4-Jan-17	119.9	129.9

21-Dec-16	119.9	129.9
7-Dec-16	119.9	129.9
23-Nov-16	128.9	129.9
9-Nov-16	128.9	129.9
26-Oct-16	128.9	129.9
12-Oct-16	128.9	123.9
28-Sep-16	129.9	n/a
14-Sep-16	128.9	129.9
31-Aug-16	128.9	129.9
17-Aug-16	128.9	129.9
3-Aug-16	120.0	119.0
20-Jul-16	137.0	128.0
6-Jul-16	137.0	128.0
22-Jun-16	137.0	128.0
8-Jun-16	137.0	128.0
25-May-16	120.0	118.0
11-May-16	115.9	111.9
27-Apr-16	104.9	111.9
13-Apr-16	104.9	111.9

Mar '16	104.9	111.9
Feb '16	104.9	111.9
Jan '16	122.9	121.9

Dec '15	124.9	131.9
Nov '15	129.9	131.9
Oct '15	142.9	135.9
Sep '15	138.9	135.9
Aug '15	135.4	135.9
Jul '15	133.9	135.9
Jun '15	130.9	135.9
May '15	127.9	135.9
Apr '15	124.9	157.9
Mar '15	121.4	157.9
Feb '15	117.9	157.9
Jan '15	125.9	157.9

Dec '14	142.4	157.9
Nov '14	146.9	157.9
Oct '14	154.9	169.9
Sep '14	154.9	169.9
Aug '14	154.9	169.9
Jul '14	154.9	169.9
Jun '14	154.9	169.9
May '14	154.9	169.9
Apr '14	149.9	163.2

	Ross River Self-serve	
	regular	diesel
26-Apr-17	129.9	129.9
12-Apr-17	129.9	129.9
29-Mar-17	129.9	129.9
15-Mar-17	129.9	129.9
1-Mar-17	129.9	129.9
15-Feb-17	129.9	129.9
1-Feb-17	129.9	129.9
18-Jan-17	129.9	127.9
4-Jan-17	129.9	127.9

21-Dec-16	129.9	127.9
7-Dec-16	129.9	127.9
23-Nov-16	129.9	127.9
9-Nov-16	131.9	124.9
26-Oct-16	136.3	124.9
12-Oct-16	125.9	124.9
28-Sep-16	136.3	124.9
14-Sep-16	125.9	124.9
31-Aug-16	124.9	110.9
17-Aug-16	129.9	112.1
3-Aug-16	127.0	131.0
20-Jul-16	125.1	104.6
6-Jul-16	125.1	104.6
22-Jun-16	n/a	n/a
8-Jun-16	128.9	101.6
25-May-16	119.8	111.7
11-May-16	117.1	100.4
27-Apr-16	115.3	113.5
13-Apr-16	115.3	113.5

Mar '16	109.4	110.4
Feb '16	99.4	102.9
Jan '16	111.5	114.3

Dec '15	115.6	119.4
Nov '15	126.9	122.9
Oct '15	131.4	123.1
Sep '15	129.9	113.5
Aug '15	129.9	113.5
Jul '15	126.7	110.9
Jun '15	122.6	115.4
May '15	118.4	119.9
Apr '15	117.5	126.0
Mar '15	117.5	129.5
Feb '15	105.0	115.0
Jan '15	115.0	130.1

Dec '14	n/a	n/a
Nov '14	137.4	138.7
Oct '14	148.9	147.3
Sep '14	151.5	143.7
Aug '14	151.5	143.7
Jul '14	151.5	143.7
Jun '14	152.0	150.7
May '14	152.0	150.7
Apr '14	147.7	157.1

## Retail Motor Fuel Prices — Stewart Crossing

	Self-Serve		
	regular	premium	diesel
26-Apr-17	129.9	135.9	125.9
12-Apr-17	129.9	135.9	125.9
29-Mar-17	129.9	135.9	125.9
15-Mar-17	129.9	135.9	125.9
1-Mar-17	129.9	135.9	125.9
15-Feb-17	129.9	135.9	125.9
1-Feb-17	129.9	135.9	125.9
18-Jan-17	129.9	135.9	125.9
4-Jan-17	129.9	135.9	125.9
21-Dec-16	121.9	127.9	119.9
7-Dec-16	121.9	127.9	119.9
23-Nov-16	121.9	127.9	119.9
9-Nov-16	125.9	131.9	119.9
26-Oct-16	125.9	131.9	119.9
12-Oct-16	125.9	131.9	117.9
28-Sep-16	125.9	131.9	117.9
14-Sep-16	125.9	131.9	117.9
31-Aug-16	125.9	131.9	117.9
17-Aug-16	125.9	131.9	117.9
3-Aug-16	125.9	131.9	117.9
20-Jul-16	127.9	133.9	117.9
6-Jul-16	127.9	133.9	117.9
22-Jun-16	132.9	138.9	117.9
8-Jun-16	n/a	n/a	n/a
25-May-16	119.9	125.9	117.9
11-May-16	119.9	125.9	109.9
27-Apr-16	114.9	120.9	109.9
13-Apr-16	109.9	115.9	109.9
Mar '16	105.9	111.9	109.9
Feb '16	101.9	107.9	109.9
Jan '16	109.9	115.9	125.9
Dec '15	109.9	115.9	125.9
Nov '15	124.9	130.9	131.9
Oct '15	129.9	135.9	131.9
Sep '15	132.2	138.2	134.9
Aug '15	134.9	140.9	134.9
Jul '15	129.9	135.9	134.9
Jun '15	128.4	134.4	134.9
May '15	123.4	129.4	134.9
Apr '15	126.3	132.3	144.7
Mar '15	120.5	126.5	148.0
Feb '15	118.0	124.0	148.0
Jan '15	120.0	126.0	151.0
Dec '14	137.0	143.0	157.0
Nov '14	146.0	152.0	165.0
Oct '14	151.3	160.0	165.0
Sep '14	153.0	163.0	165.0
Aug '14	153.0	163.0	165.0
Jul '14	159.5	163.5	163.0
Jun '14	160.0	164.0	160.9
May '14	158.0	164.0	160.9
Apr '14	153.3	160.3	160.9

## Retail Motor Fuel Prices — Teslin

	Self-serve			Full-serve
	regular	premium	diesel	propane
26-Apr-17	123.9	133.9	119.9	102.0
12-Apr-17	119.9	125.9	119.9	102.0
29-Mar-17	123.9	128.9	119.9	102.0
15-Mar-17	123.9	128.9	119.9	102.0
1-Mar-17	123.9	133.9	119.9	102.0
15-Feb-17	123.9	133.9	119.9	102.0
1-Feb-17	123.9	133.9	119.9	102.0
18-Jan-17	123.9	133.9	119.9	102.0
4-Jan-17	119.4	124.9	115.4	102.0
21-Dec-16	115.9	125.9	115.9	102.0
7-Dec-16	115.9	125.9	115.9	102.0
23-Nov-16	117.9	129.9	116.9	102.0
9-Nov-16	119.9	129.9	117.9	102.0
26-Oct-16	119.9	129.9	117.9	102.0
12-Oct-16	119.9	129.9	117.9	102.0
28-Sep-16	119.9	129.9	112.9	102.0
14-Sep-16	119.9	129.9	112.9	102.0
31-Aug-16	119.9	129.9	112.9	102.0
17-Aug-16	119.9	129.9	112.9	102.0
3-Aug-16	119.9	129.9	112.9	102.5
20-Jul-16	121.9	131.9	112.9	102.5
6-Jul-16	124.4	131.9	113.4	100.0
22-Jun-16	133.9	143.9	115.4	109.0
8-Jun-16	123.9	133.9	112.9	105.0
25-May-16	113.9	123.9	112.9	105.0
11-May-16	113.9	123.9	112.9	105.0
27-Apr-16	106.4	118.9	105.9	110.0
13-Apr-16	103.9	113.9	105.9	110.0
Mar '16	101.2	109.9	105.9	109.7
Feb '16	99.9	109.9	105.9	112.3
Jan '16	107.4	117.4	116.9	117.5
Dec '15	109.9	119.9	121.9	120.00
Nov '15	121.4	129.4	126.7	117.5
Oct '15	123.9	133.9	128.7	115.0
Sep '15	127.2	137.2	126.9	115.0
Aug '15	128.2	139.4	127.9	115.0
Jul '15	126.7	134.9	126.9	115.0
Jun '15	125.7	134.9	126.9	115.0
May '15	117.2	127.4	129.7	115.0
Apr '15	113.9	123.9	131.4	113.3
Mar '15	113.9	123.9	132.9	112.5
Feb '15	106.4	116.4	132.9	115.0
Jan '15	106.7	116.9	136.4	115.0
Dec '14	123.7	132.9	146.4	115.0
Nov '14	130.9	141.9	150.9	115.0
Oct '14	136.6	145.4	149.6	110.0
Sep '14	139.4	148.9	149.9	110.0
Aug '14	139.4	148.9	149.9	107.5
Jul '14	145.7	155.4	149.9	108.8
Jun '14	145.9	155.9	150.4	110.0
May '14	146.9	156.9	151.2	121.5
Apr '14	143.6	153.9	152.9	121.5

## Retail Motor Fuel Prices — Watson Lake

	Self-serve			Full-serve	
	regular	premium	diesel	diesel	propane
26-Apr-17	122.4	-	121.4	-	105.9
12-Apr-17	122.4	-	121.4	-	105.9
29-Mar-17	110.9	-	116.9	-	105.9
15-Mar-17	110.9	-	116.9	-	105.9
1-Mar-17	110.9	-	116.9	-	105.9
15-Feb-17	115.9	-	118.9	-	105.9
1-Feb-17	115.9	-	115.9	-	105.9
18-Jan-17	115.9	-	115.9	-	114.9
4-Jan-17	116.9	-	117.9	-	115.9
21-Dec-16	106.9	-	112.9	-	105.9
7-Dec-16	106.9	-	112.9	-	105.9
23-Nov-16	117.9	n/a	119.9	-	105.9
9-Nov-16	128.9	n/a	128.9	-	n/a
26-Oct-16	121.4	n/a	121.9	-	105.9
12-Oct-16	121.4	n/a	121.9	-	105.9
28-Sep-16	117.4	119.9	116.9	-	n/a
14-Sep-16	115.9	119.9	114.2	-	105.9
31-Aug-16	116.9	119.9	114.2	-	105.9
17-Aug-16	116.9	119.9	113.2	-	105.9
3-Aug-16	114.6	120.9	114.6	-	105.9
20-Jul-16	116.9	121.9	116.2	-	105.9
6-Jul-16	123.2	122.9	117.6	-	105.9
22-Jun-16	123.2	122.9	117.6	-	105.9
8-Jun-16	117.4	n/a	117.4	-	105.9
25-May-16	109.9	112.9	104.4	-	105.9
11-May-16	110.9	110.9	105.7	-	117.9
27-Apr-16	109.9	n/a	107.9	-	117.9
13-Apr-16	102.9	112.9	99.9	-	105.9
Mar '16	95.1	110.9	96.1	-	105.9
Feb '16	92.7	112.4	97.2	-	105.9
Jan '16	99.5	117.9	99.8	-	105.9
Dec '15	103.5	114.9	104.9	-	115.9
Nov '15	114.2	137.9	112.6	-	129.8
Oct '15	117.6	127.9	112.6	-	131.2
Sep '15	119.8	132.2	115.9	-	127.0
Aug '15	126.0	129.4	118.5	-	130.9
Jul '15	123.1	125.9	118.3	n/a	130.9
Jun '15	120.5	129.2	118.3	143.9	130.9
May '15	117.1	123.2	119.4	143.9	130.9
Apr '15	110.1	119.9	117.2	143.9	130.9
Mar '15	105.8	115.9	118.9	-	130.9
Feb '15	100.7	112.7	124.2	-	130.9
Jan '15	100.9	113.9	130.9	-	130.9
Dec '14	114.9	126.7	140.2	140.9	130.9
Nov '14	128.7	138.2	147.9	140.9	130.9
Oct '14	140.8	149.8	147.4	140.9	130.9
Sep '14	145.4	152.6	151.1	140.9	127.2
Aug '14	145.7	152.1	151.3	140.9	127.2
Jul '14	146.3	152.9	153.0	140.9	127.2
Jun '14	146.7	154.1	153.6	140.9	128.8
May '14	145.4	155.2	152.4	140.9	129.1
Apr '14	140.6	151.6	154.6	140.9	130.9

# Residential Fuel Prices in Yukon

## Average Prices as of April 26, 2017

	Residential Heating Fuels			% Change Apr 27, 2016 to Apr 26, 2017		
	Furnace Oil	Arctic Stove Oil	Propane (500-gallon tank cost)	Furnace Oil	Arctic Stove Oil	Propane (500-gallon tank cost)
Whitehorse	104.7	104.2	93.2	19.7%	14.8%	23.0%
Beaver Creek	110.0	116.1	-	14.7%	19.2%	-
Burwash Landing	109.2	109.7	-	17.8%	16.3%	-
Carcross	107.5	109.3	-	17.9%	17.8%	-
Carmacks	106.9	110.0	107.9	18.6%	18.0%	19.2%
Dawson City	109.6	115.5	107.9	14.8%	18.9%	19.2%
Destruction Bay	106.2	109.3	-	14.8%	16.3%	-
Faro	107.1	110.3	107.9	18.6%	18.0%	19.2%
Haines Junction	104.3	104.5	107.9	15.8%	13.8%	19.2%
Marsh Lake	106.7	109.8	-	18.7%	18.1%	-
Mayo	111.4	116.9	107.9	13.4%	16.6%	19.2%
Pelly Crossing	106.9	111.9	-	15.2%	18.5%	-
Ross River	108.2	111.3	107.9	18.4%	17.8%	19.2%
Stewart Crossing	108.8	111.9	-	18.3%	17.7%	-
Tagish	107.5	115.0	-	17.9%	18.8%	-
Teslin	105.7	110.0	107.9	15.4%	18.2%	19.2%
Watson Lake	108.0	109.2	107.9	15.0%	14.5%	19.2%

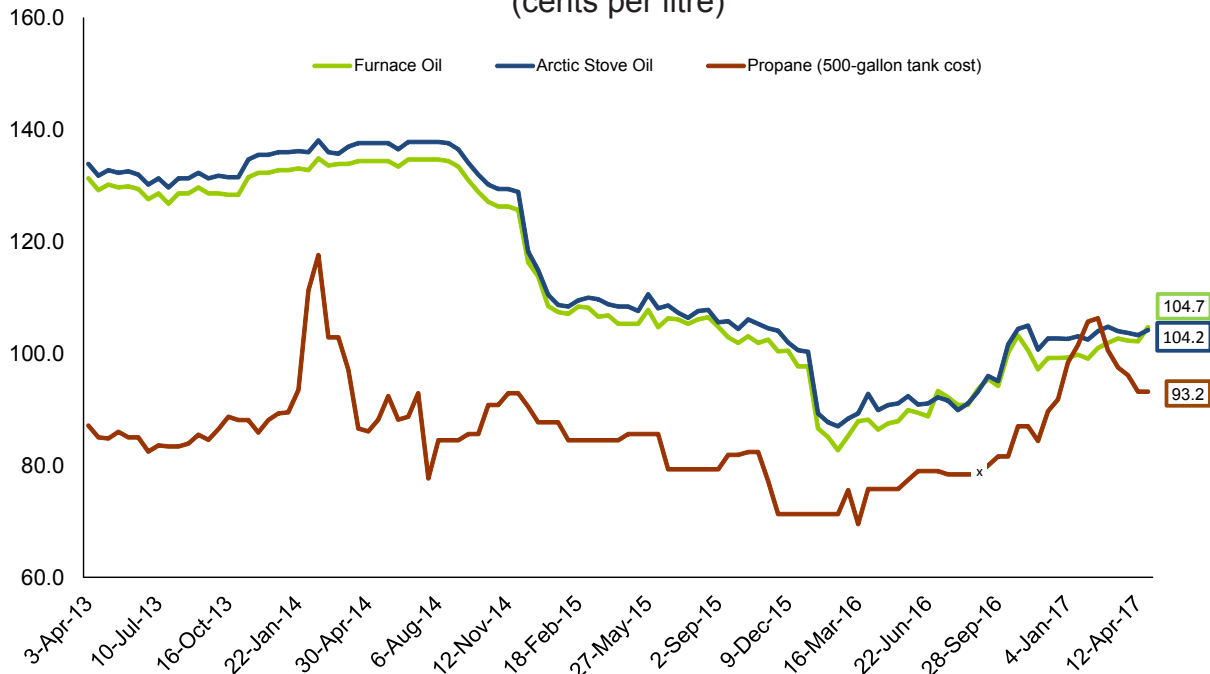
Notes: All prices are Canadian cents per litre, including all applicable taxes.  
 "-" indicates this service was not available in this community at this time.

Comparing April 26, 2017 to April 27, 2016, prices of furnace oil increased in all Yukon communities. The largest percentage increase was in Whitehorse, up 19.7%.

Increases were also reported for Arctic stove oil prices in all Yukon communities. The largest increase was in Beaver Creek, up 19.2%.

During the period, the average price for propane (500 gallon tank) increased 19.2% in all Yukon communities, with the exception of Whitehorse where the increase was 23.0%.

Average Residential Bi-weekly Heating Fuel Prices, Whitehorse  
 April 2013 - April 2017  
 (cents per litre)



## Residential Heating Fuel Prices — Whitehorse

	Furnace Oil	Arctic Stove Oil	Propane (500-gallon tank cost)
26-Apr-17	104.7	104.2	93.2
12-Apr-17	102.2	103.3	93.2
29-Mar-17	102.3	103.7	96.1
15-Mar-17	102.7	104.0	97.5
1-Mar-17	101.9	104.8	100.6
15-Feb-17	101.0	104.0	106.3
1-Feb-17	99.1	102.5	105.7
18-Jan-17	99.8	103.1	101.5
4-Jan-17	99.3	102.6	98.4
21-Dec-16	99.2	102.7	91.8
7-Dec-16	99.2	102.7	89.7
23-Nov-16	97.2	100.7	84.4
9-Nov-16	100.6	105.0	87.0
26-Oct-16	103.2	104.4	87.0
12-Oct-16	100.1	101.6	81.6
28-Sep-16	94.2	95.1	81.6
14-Sep-16	95.5	96.0	n/a
31-Aug-16	93.6	93.2	78.4
17-Aug-16	90.8	91.1	78.4
3-Aug-16	90.8	89.9	78.4
20-Jul-16	92.2	91.6	78.4
6-Jul-16	93.3	92.2	79.0
22-Jun-16	88.8	91.1	79.0
8-Jun-16	89.4	90.9	79.0
25-May-16	89.9	92.4	77.4
11-May-16	87.9	91.1	75.8
27-Apr-16	87.5	90.8	75.8
13-Apr-16	86.4	89.9	75.8
Mar '16	87.1	90.2	73.6
Feb '16	83.9	87.4	71.3
Jan '16	92.2	94.8	71.3
Dec '15	99.1	101.3	71.3
Nov '15	101.5	104.3	74.3
Oct '15	102.5	105.7	82.4
Sep '15	103.2	105.3	81.0
Aug '15	106.3	107.7	79.3
Jul '15	105.7	106.9	79.3
Jun '15	105.5	108.4	82.5
May '15	106.6	109.1	85.6
Apr '15	105.8	108.5	84.9
Mar '15	107.4	109.9	84.5
Feb '15	107.8	109.0	84.5
Jan '15	108.0	109.6	87.7
Dec '14	115.1	116.6	89.1
Nov '14	126.0	129.2	92.9
Oct '14	127.4	130.5	89.1
Sep '14	132.2	135.3	85.1
Aug '14	134.6	137.7	84.5
Jul '14	134.7	137.8	85.3
Jun '14	134.1	137.2	88.5
May '14	134.4	137.6	90.3
Apr '14	134.2	137.4	89.9



## Residential Heating Fuel Prices — Beaver Creek

	Furnace Oil	Arctic Stove Oil	Propane (500 gallon tank cost)
26-Apr-17	110.0	116.1	-
12-Apr-17	111.2	116.1	-
29-Mar-17	110.4	116.1	-
15-Mar-17	110.9	116.1	-
1-Mar-17	112.6	116.1	-
15-Feb-17	112.4	116.1	-
1-Feb-17	111.2	116.1	-
18-Jan-17	112.0	116.1	-
4-Jan-17	109.9	111.9	-
21-Dec-16	109.5	111.9	-
7-Dec-16	109.5	111.9	-
23-Nov-16	107.2	111.9	-
9-Nov-16	108.3	116.1	-
26-Oct-16	111.0	116.1	-
12-Oct-16	111.0	111.9	-
28-Sep-16	103.3	107.7	-
14-Sep-16	103.3	107.7	-
31-Aug-16	103.7	104.9	-
17-Aug-16	98.4	99.3	-
3-Aug-16	101.6	99.3	-
20-Jul-16	100.7	99.3	-
6-Jul-16	102.0	99.3	-
22-Jun-16	98.7	99.3	-
8-Jun-16	97.5	99.3	-
25-May-16	98.1	99.3	-
11-May-16	95.3	96.9	-
27-Apr-16	95.9	97.4	-
13-Apr-16	96.2	95.8	-
Mar '16	94.8	96.6	-
Feb '16	92.5	94.7	-
Jan '16	100.4	102.8	-
Dec '15	107.7	108.7	-
Nov '15	109.8	112.2	-
Oct '15	109.8	113.3	-
Sep '15	109.8	111.3	-
Aug '15	115.1	113.9	-
Jul '15	115.1	114.7	-
Jun '15	115.1	115.6	-
May '15	115.1	114.8	-
Apr '15	115.1	117.8	-
Mar '15	115.1	117.2	-
Feb '15	115.1	114.0	-
Jan '15	-	110.4	-

## Residential Heating Fuel Prices — Burwash Landing

	Furnace Oil	Arctic Stove Oil	Propane (500 gallon tank cost)
26-Apr-17	109.2	109.7	-
12-Apr-17	109.2	109.7	-
29-Mar-17	109.2	109.7	-
15-Mar-17	109.2	109.7	-
1-Mar-17	109.2	112.4	-
15-Feb-17	109.2	109.7	-
1-Feb-17	109.2	109.7	-
18-Jan-17	109.2	109.7	-
4-Jan-17	105.0	107.6	-
21-Dec-16	105.0	107.6	-
7-Dec-16	105.0	107.6	-
23-Nov-16	105.0	107.6	-
9-Nov-16	109.2	109.7	-
26-Oct-16	109.2	109.7	-
12-Oct-16	105.0	108.2	-
28-Sep-16	100.8	105.5	-
14-Sep-16	100.8	98.7	-
31-Aug-16	97.7	97.1	-
17-Aug-16	92.4	95.6	-
3-Aug-16	92.4	94.5	-
20-Jul-16	92.4	94.5	-
6-Jul-16	92.4	95.6	-
22-Jun-16	94.5	95.6	-
8-Jun-16	94.8	95.6	-
25-May-16	96.9	95.6	-
11-May-16	93.4	95.0	-
27-Apr-16	92.7	94.3	-
13-Apr-16	92.4	93.4	-
Mar '16	91.0	95.6	-
Feb '16	88.8	93.2	-
Jan '16	96.7	101.0	-
Dec '15	104.0	107.4	-
Nov '15	106.9	110.3	-
Oct '15	106.9	110.1	-
Sep '15	109.5	108.8	-
Aug '15	116.0	112.0	-
Jul '15	116.0	112.8	-
Jun '15	116.0	113.7	-
May '15	111.3	113.8	-
Apr '15	116.0	114.7	-
Mar '15	118.4	115.3	-
Feb '15	116.0	112.1	-
Jan '15	120.8	110.4	-

## Residential Heating Fuel Prices — Carcross

	Furnace Oil	Arctic Stove Oil	Propane (500 gallon tank cost)
26-Apr-17	107.5	109.3	-
12-Apr-17	108.7	109.3	-
29-Mar-17	107.8	109.3	-
15-Mar-17	108.3	109.3	-
1-Mar-17	110.0	109.3	-
15-Feb-17	109.8	109.3	-
1-Feb-17	108.6	109.3	-
18-Jan-17	109.4	109.3	-
4-Jan-17	107.3	105.1	-
21-Dec-16	106.9	105.1	-
7-Dec-16	106.9	105.1	-
23-Nov-16	104.7	105.1	-
9-Nov-16	105.7	109.3	-
26-Oct-16	108.5	109.3	-
12-Oct-16	108.5	105.1	-
28-Sep-16	100.7	100.9	-
14-Sep-16	100.7	100.9	-
31-Aug-16	99.1	97.8	-
17-Aug-16	93.7	92.5	-
3-Aug-16	97.0	92.5	-
20-Jul-16	96.0	92.5	-
6-Jul-16	97.3	92.5	-
22-Jun-16	94.0	92.5	-
8-Jun-16	92.8	92.5	-
25-May-16	93.5	92.5	-
11-May-16	90.6	92.2	-
27-Apr-16	91.2	92.8	-
13-Apr-16	89.4	91.1	-
Mar '16	88.0	91.9	-
Feb '16	85.7	90.0	-
Jan '16	93.6	98.1	-
Dec '15	100.9	104.0	-
Nov '15	103.0	107.6	-
Oct '15	103.0	107.6	-
Sep '15	103.0	105.6	-
Aug '15	108.3	108.2	-
Jul '15	108.3	109.1	-
Jun '15	108.3	109.9	-
May '15	108.3	111.0	-
Apr '15	108.3	111.4	-
Mar '15	108.3	112.6	-
Feb '15	108.3	109.9	-
Jan '15	-	109.1	-

## Residential Heating Fuel Prices — Carmacks

	Furnace Oil	Arctic Stove Oil	Propane (500-gallon tank cost)
26-Apr-17	106.9	110.0	107.9
12-Apr-17	106.9	110.0	107.9
29-Mar-17	106.9	110.0	110.8
15-Mar-17	106.9	110.0	112.2
1-Mar-17	106.9	110.0	115.3
15-Feb-17	106.9	110.0	121.0
1-Feb-17	106.9	110.0	120.4
18-Jan-17	106.9	110.0	116.2
4-Jan-17	102.7	105.8	113.1
21-Dec-16	102.7	105.8	106.5
7-Dec-16	102.7	105.8	104.4
23-Nov-16	102.7	105.8	99.1
9-Nov-16	106.9	110.0	101.7
26-Oct-16	106.9	110.0	101.7
12-Oct-16	102.7	105.8	96.3
28-Sep-16	98.5	101.6	96.3
14-Sep-16	98.5	101.6	n/a
31-Aug-16	95.3	98.5	93.1
17-Aug-16	90.1	93.2	93.1
3-Aug-16	90.1	93.2	93.1
20-Jul-16	90.1	93.2	93.1
6-Jul-16	90.1	93.2	93.7
22-Jun-16	90.1	93.2	93.7
8-Jun-16	90.1	93.2	93.7
25-May-16	90.1	93.2	92.1
11-May-16	90.1	93.2	90.5
27-Apr-16	90.1	93.2	90.5
13-Apr-16	90.1	93.2	90.5
Mar '16	88.7	91.8	88.3
Feb '16	86.4	89.6	71.3
Jan '16	94.3	97.5	71.3
Dec '15	101.6	104.8	71.3
Nov '15	103.7	106.9	74.3
Oct '15	103.7	106.9	82.4
Sep '15	103.7	106.9	81.0
Aug '15	109.0	112.1	79.3
Jul '15	109.0	112.1	79.3
Jun '15	109.0	112.1	82.5
May '15	109.0	112.1	85.6
Apr '15	109.0	112.1	84.9
Mar '15	109.0	112.1	84.5
Feb '15	109.0	112.1	84.5
Jan '15	113.7	116.9	87.7
Dec '14	124.2	127.4	91.4
Nov '14	126.8	130.0	92.9
Oct '14	128.9	132.1	89.1
Sep '14	136.3	139.4	85.1
Aug '14	136.3	139.4	84.5
Jul '14	136.3	139.4	85.3
Jun '14	136.3	139.4	88.5
May '14	136.3	139.4	90.3
Apr '14	136.3	139.4	89.9

## Residential Heating Fuel Prices — Dawson City

	Furnace Oil	Arctic Stove Oil	Propane (500-gallon tank cost)
26-Apr-17	109.6	115.5	107.9
12-Apr-17	110.8	115.5	107.9
29-Mar-17	109.9	115.5	110.8
15-Mar-17	110.5	115.5	112.2
1-Mar-17	112.1	115.5	115.3
15-Feb-17	111.9	115.5	121.0
1-Feb-17	110.8	115.5	120.4
18-Jan-17	111.6	115.5	116.2
4-Jan-17	109.5	111.3	113.1
21-Dec-16	109.1	111.3	106.5
7-Dec-16	109.1	111.3	104.4
23-Nov-16	106.9	111.3	99.1
9-Nov-16	107.8	115.5	101.7
26-Oct-16	110.7	115.5	101.7
12-Oct-16	110.6	111.3	96.3
28-Sep-16	102.9	107.1	96.3
14-Sep-16	102.9	107.1	n/a
31-Aug-16	103.3	104.0	93.1
17-Aug-16	98.0	98.7	93.1
3-Aug-16	101.3	98.7	93.1
20-Jul-16	100.3	98.7	93.1
6-Jul-16	101.6	98.7	93.7
22-Jun-16	98.3	98.7	93.7
8-Jun-16	97.1	98.7	93.7
25-May-16	97.8	98.7	92.1
11-May-16	94.9	96.4	90.5
27-Apr-16	95.5	97.1	90.5
13-Apr-16	95.6	95.4	90.5
Mar '16	94.2	96.2	88.3
Feb '16	91.9	94.3	71.3
Jan '16	99.8	102.4	71.3
Dec '15	107.1	108.3	71.3
Nov '15	109.2	111.8	74.3
Oct '15	109.2	112.8	82.4
Sep '15	109.2	110.8	81.0
Aug '15	114.5	113.5	79.3
Jul '15	114.5	114.3	79.3
Jun '15	114.5	115.2	82.5
May '15	114.5	114.5	85.6
Apr '15	114.5	117.3	84.9
Mar '15	114.5	117.9	84.5
Feb '15	114.5	114.4	84.5
Jan '15	119.2	123.1	87.7
Dec '14	129.7	134.4	91.4
Nov '14	132.3	135.5	92.9
Oct '14	134.4	137.6	89.1
Sep '14	141.8	144.9	85.1
Aug '14	141.8	144.9	84.5
Jul '14	141.8	144.9	85.3
Jun '14	141.8	144.9	88.5
May '14	141.8	144.9	90.3
Apr '14	141.8	144.9	89.9

## Residential Heating Fuel Prices — Destruction Bay

	Furnace Oil	Arctic Stove Oil	Propane (500 gallon tank cost)
26-Apr-17	106.2	109.3	-
12-Apr-17	106.2	109.3	-
29-Mar-17	106.2	109.3	-
15-Mar-17	106.2	109.3	-
1-Mar-17	106.2	109.3	-
15-Feb-17	106.2	109.3	-
1-Feb-17	106.2	109.3	-
18-Jan-17	106.2	109.3	-
4-Jan-17	102.0	105.1	-
21-Dec-16	102.0	105.1	-
7-Dec-16	102.0	105.1	-
23-Nov-16	102.0	105.1	-
9-Nov-16	106.2	109.3	-
26-Oct-16	106.2	109.3	-
12-Oct-16	102.0	105.1	-
28-Sep-16	97.8	100.9	-
14-Sep-16	97.8	100.9	-
31-Aug-16	94.6	97.8	-
17-Aug-16	89.4	92.5	-
3-Aug-16	89.4	92.5	-
20-Jul-16	89.4	92.5	-
6-Jul-16	89.4	92.5	-
22-Jun-16	94.0	92.5	-
8-Jun-16	94.1	92.5	-
25-May-16	94.7	92.5	-
11-May-16	91.9	93.5	-
27-Apr-16	92.5	94.0	-
13-Apr-16	89.4	92.4	-
Mar '16	88.0	93.3	-
Feb '16	85.7	92.5	-
Jan '16	93.6	98.7	-
Dec '15	100.9	104.1	-
Nov '15	103.0	106.2	-
Oct '15	103.0	106.2	-
Sep '15	103.0	106.2	-
Aug '15	108.3	111.4	-
Jul '15	108.3	111.4	-
Jun '15	108.3	111.4	-
May '15	108.3	111.4	-
Apr '15	108.3	111.4	-
Mar '15	108.3	111.4	-
Feb '15	108.3	111.4	-

## Residential Heating Fuel Prices — Faro

	Furnace Oil	Arctic Stove Oil	Propane (500-gallon tank cost)
26-Apr-17	107.1	110.3	107.9
12-Apr-17	107.1	110.3	107.9
29-Mar-17	107.1	110.3	110.8
15-Mar-17	107.1	110.3	112.2
1-Mar-17	107.1	110.3	115.3
15-Feb-17	107.1	110.3	121.0
1-Feb-17	107.1	110.3	120.4
18-Jan-17	107.1	110.3	116.2
4-Jan-17	102.9	106.1	113.1
21-Dec-16	102.9	106.1	106.5
7-Dec-16	102.9	106.1	104.4
23-Nov-16	102.9	106.1	99.1
9-Nov-16	107.1	110.3	101.7
26-Oct-16	107.1	110.3	101.7
12-Oct-16	102.9	106.1	96.3
28-Sep-16	98.7	101.9	96.3
14-Sep-16	98.7	101.9	n/a
31-Aug-16	95.6	98.7	93.1
17-Aug-16	90.3	93.5	93.1
3-Aug-16	90.3	93.5	93.1
20-Jul-16	90.3	93.5	93.1
6-Jul-16	90.3	93.5	93.7
22-Jun-16	90.3	93.5	93.7
8-Jun-16	90.3	93.5	93.7
25-May-16	90.3	93.5	92.1
11-May-16	90.3	93.5	90.5
27-Apr-16	90.3	93.5	90.5
13-Apr-16	90.3	93.5	90.5
Mar '16	88.9	92.1	88.3
Feb '16	86.7	89.8	71.3
Jan '16	94.6	97.7	71.3
Dec '15	101.9	105.0	71.3
Nov '15	104.0	107.1	74.3
Oct '15	104.0	107.1	82.4
Sep '15	104.0	107.1	81.0
Aug '15	109.2	112.4	79.3
Jul '15	109.2	112.4	79.3
Jun '15	109.2	112.4	82.5
May '15	109.2	112.4	85.6
Apr '15	109.2	112.4	84.9
Mar '15	109.2	112.4	84.5
Feb '15	109.2	112.4	84.5
Jan '15	114.0	117.1	87.7
Dec '14	124.5	127.6	91.4
Nov '14	127.1	130.2	92.9
Oct '14	129.2	132.3	89.1
Sep '14	136.5	139.7	85.1
Aug '14	136.5	139.7	84.5
Jul '14	136.5	139.7	85.3
Jun '14	136.5	139.7	88.5
May '14	136.5	139.7	90.3
Apr '14	136.5	139.7	89.9

## Residential Heating Fuel Prices — Haines Junction

	Furnace Oil	Arctic Stove Oil	Propane (500-gallon tank cost)
26-Apr-17	104.3	104.5	107.9
12-Apr-17	105.5	104.5	107.9
29-Mar-17	104.6	103.5	110.8
15-Mar-17	105.2	104.5	112.2
1-Mar-17	106.8	104.5	115.3
15-Feb-17	106.6	107.2	121.0
1-Feb-17	105.5	104.5	120.4
18-Jan-17	106.3	103.5	116.2
4-Jan-17	104.2	101.4	113.1
21-Dec-16	103.8	100.9	106.5
7-Dec-16	103.8	100.3	104.4
23-Nov-16	101.6	97.7	99.1
9-Nov-16	102.5	100.6	101.7
26-Oct-16	105.4	103.5	101.7
12-Oct-16	105.3	100.6	96.3
28-Sep-16	97.6	101.4	96.3
14-Sep-16	97.6	102.4	n/a
31-Aug-16	98.0	100.3	93.1
17-Aug-16	92.7	96.9	93.1
3-Aug-16	95.9	96.9	93.1
20-Jul-16	95.0	98.8	93.1
6-Jul-16	96.3	98.5	93.7
22-Jun-16	93.0	98.2	93.7
8-Jun-16	91.8	94.3	93.7
25-May-16	92.4	93.8	92.1
11-May-16	89.6	92.8	90.5
27-Apr-16	90.1	91.8	90.5
13-Apr-16	87.3	90.9	90.5
Mar '16	85.9	90.7	88.3
Feb '16	83.6	86.5	71.3
Jan '16	91.5	94.4	71.3
Dec '15	98.8	101.1	71.3
Nov '15	100.9	105.5	74.3
Oct '15	100.9	106.1	82.4
Sep '15	100.9	103.9	81.0
Aug '15	106.2	107.1	79.3
Jul '15	106.2	108.4	79.3
Jun '15	106.2	107.9	82.5
May '15	106.2	107.1	85.6
Apr '15	106.2	104.7	84.9
Mar '15	106.2	109.1	84.5
Feb '15	106.2	107.0	84.5
Jan '15	110.9	104.7	87.7
Dec '14	121.4	116.4	91.4
Nov '14	124.0	126.5	92.9
Oct '14	126.1	128.3	89.1
Sep '14	133.5	131.6	85.1
Aug '14	133.5	133.7	84.5
Jul '14	133.5	132.9	85.3
Jun '14	133.5	133.7	88.5
May '14	133.5	134.5	90.3
Apr '14	133.5	133.8	89.9



## Residential Heating Fuel Prices — Marsh Lake

	Furnace Oil	Arctic Stove Oil	Propane (500 gallon tank cost)
26-Apr-17	106.7	109.8	-
12-Apr-17	106.7	109.8	-
29-Mar-17	106.7	109.8	-
15-Mar-17	106.7	109.8	-
1-Mar-17	106.7	109.8	-
15-Feb-17	106.7	109.8	-
1-Feb-17	106.7	109.8	-
18-Jan-17	106.7	109.8	-
4-Jan-17	102.5	105.6	-
21-Dec-16	102.5	105.6	-
7-Dec-16	102.5	105.6	-
23-Nov-16	102.5	105.6	-
9-Nov-16	106.7	109.8	-
26-Oct-16	106.7	109.8	-
12-Oct-16	102.5	105.6	-
28-Sep-16	98.3	101.4	-
14-Sep-16	98.3	101.4	-
31-Aug-16	95.1	98.3	-
17-Aug-16	89.9	93.0	-
3-Aug-16	89.9	93.0	-
20-Jul-16	89.9	93.0	-
6-Jul-16	89.9	93.0	-
22-Jun-16	89.9	93.0	-
8-Jun-16	89.9	93.0	-
25-May-16	89.9	93.0	-
11-May-16	89.9	93.0	-
27-Apr-16	89.9	93.0	-
13-Apr-16	89.9	93.0	-
Mar '16	88.5	91.6	-
Feb '16	85.7	88.9	-
Jan '16	93.6	96.8	-
Dec '15	100.9	104.1	-
Nov '15	103.0	106.2	-
Oct '15	103.0	106.2	-
Sep '15	103.0	106.2	-
Aug '15	108.3	111.4	-
Jul '15	108.3	111.4	-
Jun '15	108.3	111.4	-
May '15	108.3	111.4	-
Apr '15	108.3	111.4	-
Mar '15	108.3	111.4	-
Feb '15	108.3	111.4	-

## Residential Heating Fuel Prices — Mayo

	Furnace Oil	Arctic Stove Oil	Propane (500-gallon tank cost)
26-Apr-17	111.4	116.9	107.9
12-Apr-17	110.8	114.8	107.9
29-Mar-17	111.7	116.9	110.8
15-Mar-17	112.0	116.9	112.2
1-Mar-17	113.1	116.9	115.3
15-Feb-17	111.9	115.3	121.0
1-Feb-17	111.2	115.3	120.4
18-Jan-17	112.0	115.8	116.2
4-Jan-17	111.9	116.1	113.1
21-Dec-16	110.9	114.5	106.5
7-Dec-16	110.9	114.5	104.4
23-Nov-16	109.0	115.5	99.1
9-Nov-16	111.7	119.0	101.7
26-Oct-16	113.3	119.0	101.7
12-Oct-16	112.1	114.8	96.3
28-Sep-16	105.6	110.6	96.3
14-Sep-16	105.6	110.6	n/a
31-Aug-16	103.4	105.3	93.1
17-Aug-16	99.8	102.7	93.1
3-Aug-16	102.0	102.7	93.1
20-Jul-16	103.0	105.3	93.1
6-Jul-16	102.2	102.7	93.7
22-Jun-16	100.1	102.7	93.7
8-Jun-16	99.2	102.7	93.7
25-May-16	99.7	102.7	92.1
11-May-16	97.8	99.9	90.5
27-Apr-16	98.2	100.3	90.5
13-Apr-16	99.5	99.2	90.5
Mar '16	99.2	99.9	88.3
Feb '16	98.2	98.8	71.3
Jan '16	108.0	108.0	71.3
Dec '15	112.2	112.3	71.3
Nov '15	115.3	115.6	74.3
Oct '15	114.2	116.8	82.4
Sep '15	114.9	115.5	81.0
Aug '15	119.0	117.2	79.3
Jul '15	119.0	117.7	79.3
Jun '15	119.0	118.3	82.5
May '15	118.9	117.4	85.6
Apr '15	119.0	120.5	84.9
Mar '15	118.9	120.0	84.5
Feb '15	119.0	117.8	84.5
Jan '15	117.6	116.7	87.7
Dec '14	129.7	134.8	89.1
Nov '14	140.3	140.3	92.9
Oct '14	142.4	142.4	89.1
Sep '14	149.7	149.7	85.1
Aug '14	149.7	149.7	84.5
Jul '14	149.7	149.7	85.3
Jun '14	149.7	149.7	88.5
May '14	149.7	149.7	90.3
Apr '14	149.7	149.7	89.9

## Residential Heating Fuel Prices — Pelly Crossing

	Furnace Oil	Arctic Stove Oil	Propane (500 gallon tank cost)
26-Apr-17	106.9	111.9	-
12-Apr-17	108.2	111.9	-
29-Mar-17	107.3	111.9	-
15-Mar-17	107.8	111.9	-
1-Mar-17	109.5	111.9	-
15-Feb-17	109.3	111.9	-
1-Feb-17	108.1	111.9	-
18-Jan-17	108.9	111.9	-
4-Jan-17	106.8	107.7	-
21-Dec-16	106.4	107.7	-
7-Dec-16	106.4	107.7	-
23-Nov-16	104.2	107.7	-
9-Nov-16	105.2	111.9	-
26-Oct-16	108.0	111.9	-
12-Oct-16	107.9	107.7	-
28-Sep-16	100.2	103.5	-
14-Sep-16	100.2	103.5	-
31-Aug-16	100.6	100.4	-
17-Aug-16	95.3	95.1	-
3-Aug-16	98.6	95.1	-
20-Jul-16	97.7	95.1	-
6-Jul-16	98.9	95.1	-
22-Jun-16	95.7	95.1	-
8-Jun-16	94.4	95.1	-
25-May-16	95.1	95.1	-
11-May-16	92.2	93.8	-
27-Apr-16	92.8	94.4	-
13-Apr-16	92.0	92.8	-
Mar '16	90.6	93.5	-
Feb '16	88.3	91.6	-
Jan '16	96.2	99.7	-
Dec '15	103.5	105.6	-
Nov '15	105.6	109.2	-
Oct '15	105.6	109.7	-
Sep '15	105.6	107.8	-
Aug '15	110.9	110.9	-
Jul '15	110.9	111.7	-
Jun '15	110.9	112.5	-
May '15	110.9	112.3	-
Apr '15	110.9	114.0	-
Mar '15	110.9	114.7	-
Feb '15	110.9	112.0	-
Jan '15	-	110.6	-

## Residential Heating Fuel Prices — Ross River

	Furnace Oil	Arctic Stove Oil	Propane (500-gallon tank cost)
26-Apr-17	108.2	111.3	107.9
12-Apr-17	108.2	111.3	107.9
29-Mar-17	108.2	111.3	110.8
15-Mar-17	108.2	111.3	112.2
1-Mar-17	108.2	111.3	115.3
15-Feb-17	108.2	111.3	121.0
1-Feb-17	108.2	111.3	120.4
18-Jan-17	108.2	111.3	116.2
4-Jan-17	104.0	107.1	113.1
21-Dec-16	104.0	107.1	106.5
7-Dec-16	104.0	107.1	104.4
23-Nov-16	104.0	107.1	99.1
9-Nov-16	108.2	111.3	101.7
26-Oct-16	108.2	111.3	101.7
12-Oct-16	104.0	107.1	96.3
28-Sep-16	99.8	102.9	96.3
14-Sep-16	99.8	102.9	n/a
31-Aug-16	96.6	99.8	93.1
17-Aug-16	91.4	94.5	93.1
3-Aug-16	91.4	94.5	93.1
20-Jul-16	91.4	94.5	93.1
6-Jul-16	91.4	94.5	93.7
22-Jun-16	91.4	94.5	93.7
8-Jun-16	91.4	94.5	93.7
25-May-16	91.4	94.5	92.1
11-May-16	91.4	94.5	90.5
27-Apr-16	91.4	94.5	90.5
13-Apr-16	91.4	94.5	90.5
Mar '16	90.0	93.1	88.3
Feb '16	87.7	90.9	71.3
Jan '16	95.6	98.8	71.3
Dec '15	102.9	106.1	71.3
Nov '15	105.0	108.2	74.3
Oct '15	105.0	108.2	82.4
Sep '15	105.0	108.2	81.0
Aug '15	110.9	114.0	79.3
Jul '15	110.9	114.0	79.3
Jun '15	110.9	114.0	82.5
May '15	110.3	113.4	85.6
Apr '15	110.3	113.4	84.9
Mar '15	110.3	113.4	84.5
Feb '15	110.3	113.4	84.5
Jan '15	115.0	118.2	87.7
Dec '14	125.5	128.7	91.4
Nov '14	128.1	131.3	92.9
Oct '14	130.2	133.4	89.1
Sep '14	137.6	140.7	85.1
Aug '14	137.6	140.7	84.5
Jul '14	137.6	140.7	85.3
Jun '14	137.6	140.7	88.5
May '14	137.6	140.7	90.3
Apr '14	137.6	140.7	89.9

## Residential Heating Fuel Prices — Stewart Crossing

	Furnace Oil	Arctic Stove Oil	Propane (500-gallon tank cost)
26-Apr-17	108.8	111.9	-
12-Apr-17	108.8	111.9	-
29-Mar-17	108.8	111.9	-
15-Mar-17	108.8	111.9	-
1-Mar-17	108.8	111.9	-
15-Feb-17	108.8	111.9	-
1-Feb-17	108.8	111.9	-
18-Jan-17	108.8	111.9	-
4-Jan-17	104.6	107.7	-
21-Dec-16	104.6	107.7	-
7-Dec-16	104.6	107.7	-
23-Nov-16	104.6	107.7	-
9-Nov-16	108.8	111.9	-
26-Oct-16	108.8	111.9	-
12-Oct-16	104.6	107.7	-
28-Sep-16	100.4	103.5	-
14-Sep-16	100.4	103.5	-
31-Aug-16	97.2	100.4	-
17-Aug-16	92.0	95.1	-
3-Aug-16	92.0	95.1	-
20-Jul-16	92.0	95.1	-
6-Jul-16	92.0	95.1	-
22-Jun-16	92.0	95.1	-
8-Jun-16	92.0	95.1	-
25-May-16	92.0	95.1	-
11-May-16	92.0	95.1	-
27-Apr-16	92.0	95.1	-
13-Apr-16	92.0	95.1	-
Mar '16	90.6	93.7	-
Feb '16	88.3	91.5	-
Jan '16	96.2	99.4	-
Dec '15	103.5	106.7	-
Nov '15	105.6	108.8	-
Oct '15	105.6	108.8	-
Sep '15	105.6	108.8	-
Aug '15	110.9	114.0	-
Jul '15	110.9	114.0	-
Jun '15	110.9	114.0	-
May '15	110.9	114.0	-
Apr '15	110.9	114.0	-
Mar '15	110.9	114.0	-
Feb '15	110.9	114.0	-

## Residential Heating Fuel Prices — Tagish & Teslin

	Tagish		
	Furnace Oil	Arctic Stove Oil	Propane (500-gallon tank cost)
26-Apr-17	107.5	115.0	-
12-Apr-17	108.7	115.0	-
29-Mar-17	107.8	115.0	-
15-Mar-17	108.3	115.0	-
1-Mar-17	110.0	115.0	-
15-Feb-17	109.8	115.0	-
1-Feb-17	108.6	115.0	-
18-Jan-17	109.4	115.0	-
4-Jan-17	107.3	112.9	-

21-Dec-16	106.9	112.9	-
7-Dec-16	106.9	112.9	-
23-Nov-16	104.7	105.1	-
9-Nov-16	105.7	115.0	-
26-Oct-16	108.5	115.0	-
12-Oct-16	108.5	112.9	-
28-Sep-16	100.7	103.0	-
14-Sep-16	100.7	103.0	-
31-Aug-16	99.1	101.4	-
17-Aug-16	93.7	98.8	-
3-Aug-16	97.0	98.8	-
20-Jul-16	96.0	98.8	-
6-Jul-16	97.3	98.8	-
22-Jun-16	94.0	98.8	-
8-Jun-16	92.8	98.8	-
25-May-16	93.5	98.8	-
11-May-16	90.6	96.5	-
27-Apr-16	91.2	96.8	-
13-Apr-16	89.4	95.8	-

Mar '16	88.0	96.2	-
Feb '16	85.7	95.0	-
Jan '16	93.6	103.9	-

Dec '15	100.9	109.6	-
Nov '15	103.0	112.0	-
Oct '15	103.0	113.2	-
Sep '15	103.0	112.9	-
Aug '15	108.3	114.2	-
Jul '15	108.3	114.7	-
Jun '15	108.3	115.3	-
May '15	108.3	117.2	-
Apr '15	108.3	115.5	-
Mar '15	108.3	119.3	-
Feb '15	108.3	113.6	-
Jan '15	-	124.4	-

Dec '14	-	136.5	-
Nov '14	-	142.8	-
Oct '14	-	147.0	-
Sep '14	-	149.1	-
Aug '14	-	149.1	-
Jul '14	-	149.1	-
Jun '14	-	149.1	-
May '14	-	149.1	-
Apr '14	-	149.1	-

	Teslin		
	Furnace Oil	Arctic Stove Oil	Propane (500-gallon tank cost)
26-Apr-17	105.7	110.0	107.9
12-Apr-17	106.9	110.0	107.9
29-Mar-17	106.1	110.0	110.8
15-Mar-17	106.6	110.0	112.2
1-Mar-17	108.3	110.0	115.3
15-Feb-17	108.0	110.0	121.0
1-Feb-17	106.9	110.0	120.4
18-Jan-17	107.7	110.0	116.2
4-Jan-17	105.6	105.8	113.1

21-Dec-16	105.2	105.8	106.5
7-Dec-16	105.2	105.8	104.4
23-Nov-16	103.0	105.8	99.1
9-Nov-16	104.0	110.0	101.7
26-Oct-16	106.7	110.0	101.7
12-Oct-16	106.7	105.8	96.3
28-Sep-16	99.0	101.6	96.3
14-Sep-16	99.0	101.6	n/a
31-Aug-16	99.4	98.5	93.1
17-Aug-16	94.1	93.2	93.1
3-Aug-16	97.3	93.2	93.1
20-Jul-16	96.4	93.2	93.1
6-Jul-16	97.7	93.2	93.7
22-Jun-16	94.4	93.2	93.7
8-Jun-16	93.2	93.2	93.7
25-May-16	93.8	93.2	92.1
11-May-16	91.0	92.6	90.5
27-Apr-16	91.6	93.1	90.5
13-Apr-16	90.1	91.5	90.5

Mar '16	88.7	92.2	88.3
Feb '16	86.4	90.4	71.3
Jan '16	94.3	98.5	71.3

Dec '15	101.6	104.4	71.3
Nov '15	103.7	107.9	74.3
Oct '15	103.7	108.1	82.4
Sep '15	103.7	106.4	81.0
Aug '15	109.0	109.6	79.3
Jul '15	109.0	110.4	79.3
Jun '15	109.0	111.3	82.5
May '15	109.0	111.4	85.6
Apr '15	109.0	112.0	84.9
Mar '15	109.0	112.9	84.5
Feb '15	109.0	110.3	84.5
Jan '15	113.8	115.4	87.7

Dec '14	124.3	127.5	91.4
Nov '14	126.9	130.1	92.9
Oct '14	129.0	132.2	89.1
Sep '14	136.4	139.5	85.1
Aug '14	136.4	139.5	84.5
Jul '14	136.4	139.5	85.3
Jun '14	136.4	139.5	88.5
May '14	136.4	139.4	90.3
Apr '14	136.4	139.4	89.9

## Residential Heating Fuel Prices — Watson Lake

	Furnace Oil	Arctic Stove Oil	Propane (500-gallon tank cost)
26-Apr-17	108.0	109.2	107.9
12-Apr-17	109.2	109.2	107.9
29-Mar-17	108.3	109.2	110.8
15-Mar-17	108.8	109.2	112.2
1-Mar-17	110.5	109.2	115.3
15-Feb-17	110.3	109.2	121.0
1-Feb-17	109.1	109.2	120.4
18-Jan-17	109.9	109.2	116.2
4-Jan-17	107.8	105.0	113.1

21-Dec-16	107.5	105.0	106.5
7-Dec-16	107.5	105.0	104.4
23-Nov-16	105.3	105.0	99.1
9-Nov-16	106.2	109.2	101.7
26-Oct-16	109.0	109.2	101.7
12-Oct-16	109.0	105.0	96.3
28-Sep-16	101.3	100.8	96.3
14-Sep-16	101.3	100.8	n/a
31-Aug-16	101.7	97.7	93.1
17-Aug-16	96.3	92.4	93.1
3-Aug-16	99.6	92.4	93.1
20-Jul-16	98.7	92.4	93.1
6-Jul-16	100.0	92.4	93.7
22-Jun-16	96.7	92.4	93.7
8-Jun-16	95.4	92.4	93.7
25-May-16	96.1	92.4	92.1
11-May-16	93.2	94.8	90.5
27-Apr-16	93.9	95.4	90.5
13-Apr-16	89.3	93.8	90.5

	Furnace Oil	Arctic Stove Oil	Propane (500-gallon tank cost)
Mar '16	87.9	94.6	88.3
Feb '16	85.6	92.6	71.3
Jan '16	93.0	99.5	71.3

Dec '15	100.8	106.4	71.3
Nov '15	109.2	113.5	74.3
Oct '15	109.2	113.5	82.4
Sep '15	106.2	110.0	81.0
Aug '15	107.2	111.5	79.3
Jul '15	107.6	112.3	79.3
Jun '15	109.3	114.0	82.5
May '15	111.7	115.9	85.6
Apr '15	108.8	113.0	84.9
Mar '15	118.6	119.6	84.5
Feb '15	117.3	118.7	84.5
Jan '15	115.7	118.5	87.7

Dec '14	127.6	130.3	91.4
Nov '14	136.9	139.7	92.9
Oct '14	134.3	137.1	89.1
Sep '14	138.2	141.0	85.1
Aug '14	138.3	141.1	84.5
Jul '14	137.8	140.6	85.3
Jun '14	140.2	143.0	88.5
May '14	144.6	146.7	90.3
Apr '14	144.4	147.2	89.9

Information collected by Yukon Bureau of Statistics  
for the Department of Energy, Mines and Resources.

Next release: May 25, 2017



Additional information:  
Government of Yukon  
Department of Finance  
Bureau of Statistics (B-4)  
Box 2703, Whitehorse, Yukon Y1A 2C6  
Telephone: (867) 667-5640; Fax: (867) 393-6203  
Email: [ybsinfo@gov.yk.ca](mailto:ybsinfo@gov.yk.ca)  
website: <http://www.eco.gov.yk.ca/stats/ybs.html>