

### Retail Motor Fuel Prices in Yukon

Average Prices as of August 30, 2017

	Self-serve			% Change Aug 31, 2016 to Aug 30, 2017		
	regular	premium	diesel	regular	premium	diesel
Whitehorse	109.9	118.4	111.0	-4.9%	-5.1%	1.7%
Beaver Creek	144.0	159.9	140.1	8.1%	0.0%	3.3%
Burwash Landing	120.9	130.9	118.9	0.8%	0.8%	2.6%
Carcross	122.0	-	122.0	-3.1%	-	-3.1%
Carmacks	119.9	132.4	127.4	-4.0%	1.1%	2.0%
Dawson City	130.7	136.7	128.4	-4.7%	-4.5%	-2.7%
Destruction Bay	130.9	143.9	124.9	0.8%	2.9%	0.8%
Eagle Plains	145.0	-	140.0	0.0%	-	0.0%
Faro	127.9	-	132.9	2.4%	-	7.3%
Haines Junction	114.9	122.9	115.2	-3.6%	-2.8%	0.0%
Jake's Corner	n/a	n/a	n/a	n/a	n/a	n/a
Mayo	115.7	-	114.9	-6.6%	-	0.0%
Pelly Crossing	122.0	-	122.0	-5.4%	-	-6.1%
Ross River	129.9	-	129.9	4.0%	-	17.1%
Stewart Crossing	120.9	126.9	119.9	-4.0%	-3.8%	1.7%
Teslin	117.9	127.9	115.9	-1.7%	-1.5%	2.7%
Watson Lake	117.2	131.9	116.9	0.3%	10.0%	2.4%

As of August 30, 2017, average **regular self-serve** gasoline prices ranged from 109.9¢ per litre in Whitehorse to 145.0¢ per litre in Eagle Plains; a difference of 35.1¢. In communities offering **premium self-serve** gasoline, prices ranged from 118.4¢ in Whitehorse to 159.9¢ in Beaver Creek; a difference of 41.5¢. **Diesel self-serve** prices ranged from 111.0¢ in Whitehorse to 140.1¢ in Beaver Creek; a difference of 29.1¢ per litre.

Comparing August 30, 2017 to August 31 2016, **regular self-serve** gasoline prices decreased in nine Yukon communities and increased in six Yukon communities. Prices remained the same in Eagle Plains. **Diesel self-serve** prices decreased in all Yukon communities (with the exception of Carcross, Dawson City and Pelly Crossing).

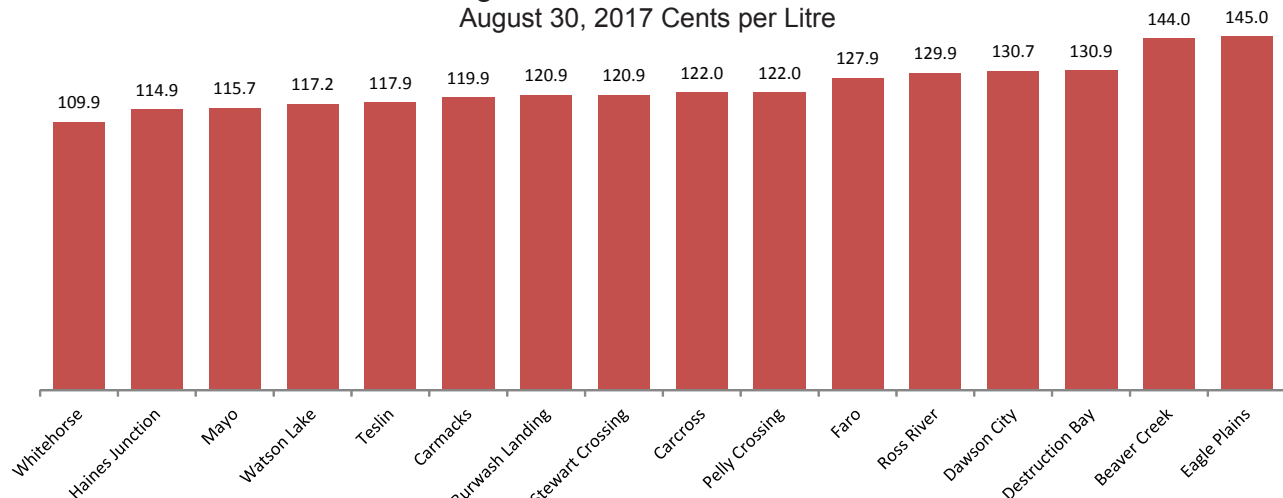
	Full-serve				% Change Aug 31, 2016 to Aug 30, 2017			
	regular	premium	diesel	propane	regular	premium	diesel	propane
Whitehorse	109.9	118.9	112.4	94.9	-5.2%	-5.8%	3.2%	6.7%
Dawson City	-	-	-	135.0	-	-	-	0.0%
Destruction Bay	-	-	-	126.9	-	-	-	0.0%
Eagle Plains	-	-	-	140.0	-	-	-	0.0%
Haines Junction	-	-	-	100.0	-	-	-	0.0%
Jake's Corner	-	-	-	n/a	-	-	-	n/a
Mayo	122.9	-	123.9	-	-4.7%	-	0.0%	-
Teslin	-	-	-	107.0	-	-	-	4.9%
Watson Lake	-	-	-	105.4	-	-	-	-0.5%

In communities offering **full-serve propane** fuel services, prices ranged from 94.9¢ per litre in Whitehorse to 140.0¢ per litre in Eagle Plains; a difference of 45.1¢. Year-over-year, prices of full-serve propane: decreased in Watson Lake; increased in Whitehorse and Teslin; and remained the same in Dawson City, Destruction Bay, Eagle Plains and Haines Junction.

**Notes:**

All prices are Canadian cents per litre, including all applicable taxes.  
 "n/a" indicates this information was not available for the reporting period.  
 "-" indicates this service was not available in this community at this time.

### Average Self-Serve Gasoline Prices August 30, 2017 Cents per Litre



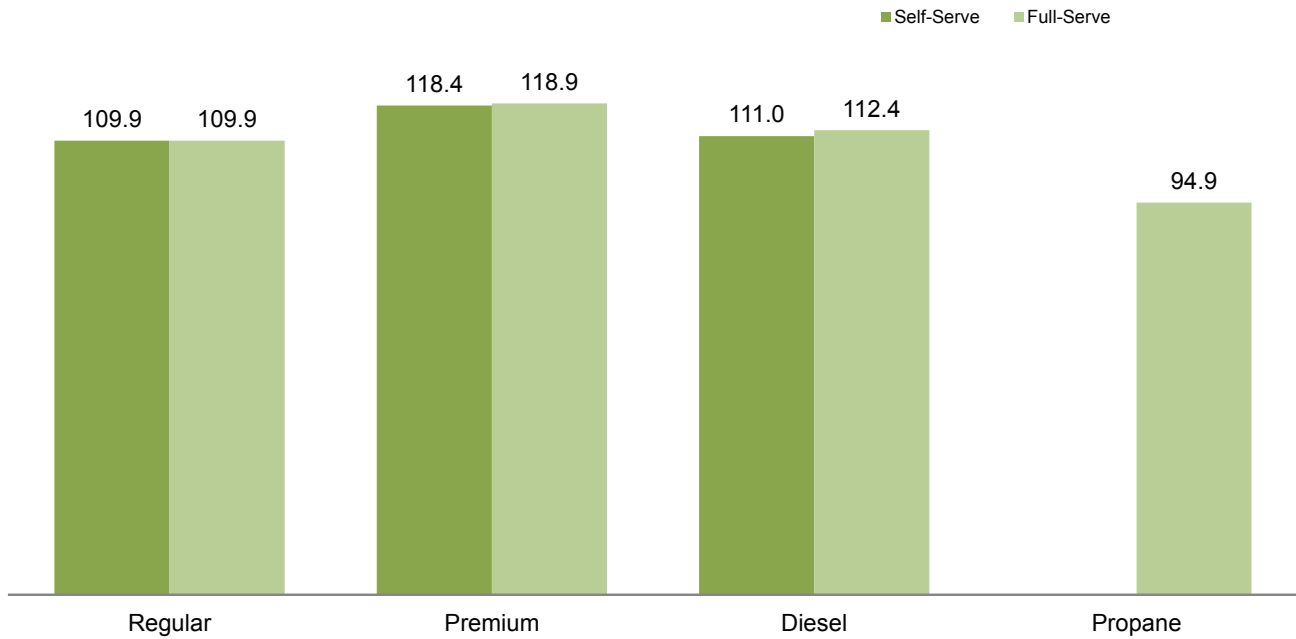
\*Data for Jake's Corner was not available.

## Retail Motor Fuel Prices — Whitehorse

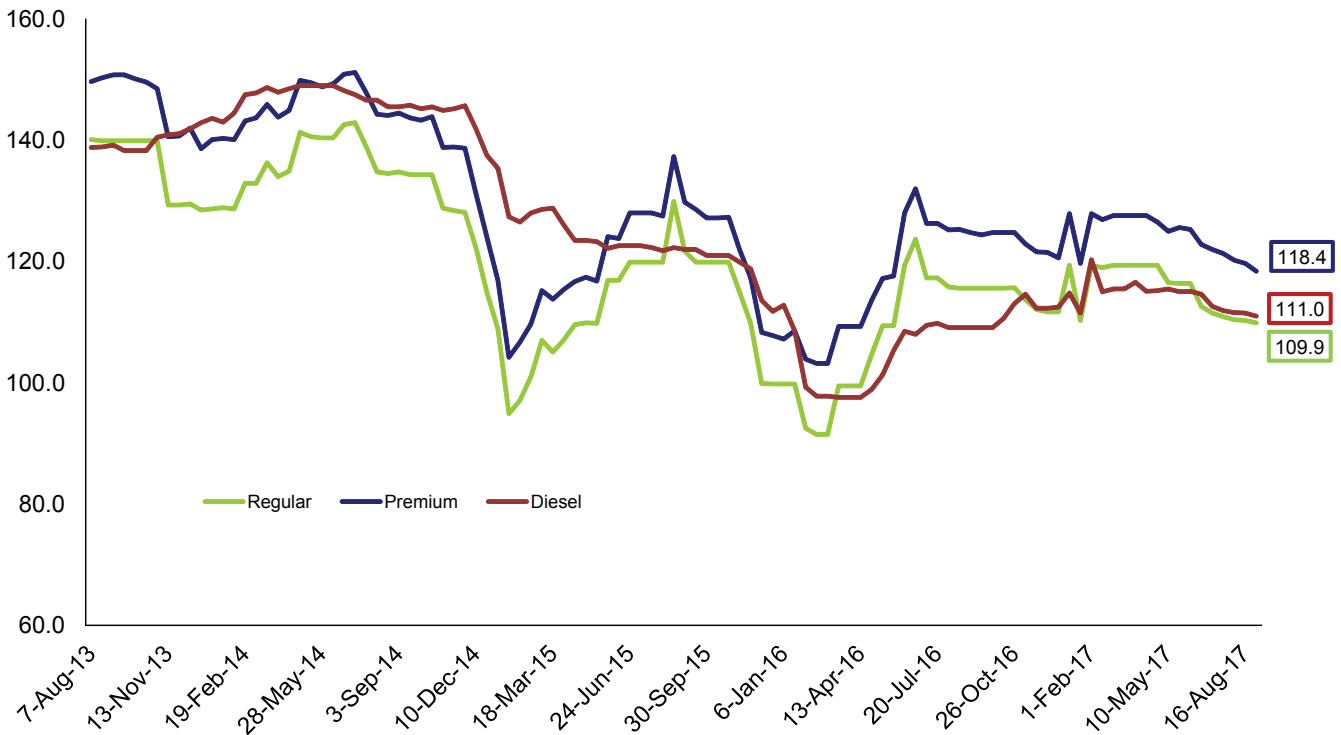
	Self-serve			Full-serve			
	regular	premium	diesel	regular	premium	diesel	propane
30-Aug-17	109.9	118.4	111.0	109.9	118.9	112.4	94.9
16-Aug-17	110.3	119.7	111.5	109.2	120.6	111.2	98.6
2-Aug-17	110.4	120.2	111.6	110.2	122.9	112.6	97.6
19-Jul-17	110.9	121.3	111.9	110.6	123.2	112.6	97.6
5-Jul-17	111.5	122.0	112.6	111.9	124.2	113.6	98.2
20-Jun-17	112.6	122.8	114.6	113.2	124.6	114.9	98.2
7-Jun-17	116.4	125.3	115.1	116.9	125.6	115.2	98.2
24-May-17	116.4	125.6	115.0	116.9	126.2	114.9	94.2
10-May-17	116.5	125.0	115.5	116.9	126.2	114.9	92.9
26-Apr-17	117.7	126.5	115.2	117.9	125.6	114.2	92.6
12-Apr-17	119.4	127.6	115.1	119.9	127.2	115.6	93.2
29-Mar-17	119.4	127.6	116.6	119.9	127.2	115.6	94.6
15-Mar-17	119.4	127.6	115.5	119.9	127.2	115.6	94.6
1-Mar-17	119.4	127.6	115.5	119.9	127.2	115.6	101.0
15-Feb-17	119.0	126.9	115.0	118.6	125.9	114.2	93.9
1-Feb-17	119.4	127.9	120.3	119.9	127.2	130.2	93.9
18-Jan-17	119.4	127.9	120.3	119.9	127.2	130.2	93.9
4-Jan-17	119.4	127.9	114.8	119.9	127.2	113.9	90.6
21-Dec-16	111.7	120.6	112.5	111.9	122.2	111.9	89.9
7-Dec-16	111.7	121.5	112.3	111.9	122.2	111.9	89.9
23-Nov-16	112.1	121.6	112.3	111.9	122.2	111.9	91.6
9-Nov-16	113.7	122.9	114.6	113.6	125.2	115.2	88.9
26-Oct-16	115.7	124.8	113.1	115.9	126.2	115.2	88.9
12-Oct-16	115.6	124.8	110.6	115.9	126.2	113.3	87.6
28-Sep-16	115.6	124.8	109.1	115.9	126.2	108.9	87.6
14-Sep-16	115.6	124.4	109.1	115.9	126.2	108.9	89.6
31-Aug-16	115.6	124.8	109.1	115.9	126.2	108.9	88.9
17-Aug-16	115.6	125.3	109.1	115.9	126.2	108.9	87.6
3-Aug-16	115.8	125.2	109.1	115.9	126.2	108.9	89.6
Jul '16	117.3	126.3	109.7	117.9	126.4	110.4	90.4
Jun '16	121.6	130.0	108.3	122.6	132.8	108.9	89.7
May '16	109.4	117.4	103.3	109.9	118.6	106.7	88.9
Apr '16	102.1	111.5	98.3	101.8	114.8	106.7	89.1
Mar '16	96.8	107.3	97.7	97.5	113.2	105.6	88.4
Feb '16	92.0	103.6	98.6	93.7	111.1	105.7	91.6
Jan '16	99.8	107.9	110.7	100.6	119.6	116.5	94.3
Dec '15	99.9	108.1	112.7	101.8	120.8	119.8	95.0
Nov '15	112.4	119.6	119.4	114.9	127.9	122.9	94.0
Oct '15	119.9	127.3	121.0	119.9	131.7	123.9	93.8
Sep '15	120.5	128.5	121.7	122.8	134.7	123.9	93.9
Aug '15	124.9	132.4	122.1	126.1	136.0	123.9	94.6
Jul '15	119.9	128.0	122.5	122.3	133.2	124.2	94.0
Jun '15	118.4	125.9	122.6	117.7	129.2	131.2	97.3
May '15	113.4	120.5	122.8	114.2	127.4	132.0	96.3
Apr '15	108.9	116.5	124.3	110.3	124.9	132.6	97.4
Mar '15	106.1	114.5	128.7	108.8	124.2	133.2	97.9
Feb '15	99.1	108.2	127.3	101.8	118.6	130.4	96.8
Jan '15	101.9	110.6	131.4	103.3	121.4	134.2	98.1
Dec '14	118.6	127.6	139.7	119.6	132.0	141.5	98.5
Nov '14	128.3	138.8	145.5	129.3	143.4	146.9	103.0
Oct '14	132.5	142.0	145.2	134.9	145.9	148.6	105.0
Sep '14	134.6	144.1	145.7	137.2	147.7	148.9	103.7
Aug '14	134.7	144.2	146.1	137.2	147.7	148.9	103.8

# Retail Motor Fuel Prices — Whitehorse

Average Fuel Prices, as of August 30, 2017  
(cents per litre)



Average Self-Serve Bi-weekly Fuel Prices,  
August 2013 - August 2017  
(cents per litre)



## Retail Motor Fuel Prices - Beaver Creek & Burwash Landing

	Beaver Creek Self-serve		
	regular	premium	diesel
30-Aug-17	144.0	159.9	140.1
16-Aug-17	137.6	159.9	140.1
2-Aug-17	134.9	159.9	138.4
19-Jul-17	133.6	159.9	138.2
5-Jul-17	133.6	159.9	137.6
20-Jun-17	133.6	159.9	137.6
7-Jun-17	133.3	159.9	137.3
24-May-17	127.6	159.9	137.3
10-May-17	133.3	159.9	137.9
26-Apr-17	137.6	159.9	140.6
12-Apr-17	138.9	159.9	145.9
29-Mar-17	144.9	159.9	154.9
15-Mar-17	144.9	159.9	154.9
1-Mar-17	144.0	159.0	154.0
15-Feb-17	144.9	159.9	154.9
1-Feb-17	144.9	159.9	149.9
18-Jan-17	144.9	150.9	149.9
4-Jan-17	144.9	159.9	149.9

21-Dec-16	139.9	159.9	149.9
7-Dec-16	139.9	159.9	149.9
23-Nov-16	139.9	159.9	149.9
9-Nov-16	139.9	159.9	137.9
26-Oct-16	133.2	159.9	136.2
12-Oct-16	133.2	159.9	136.2
28-Sep-16	133.2	159.9	136.2
14-Sep-16	133.2	159.9	135.6
31-Aug-16	133.2	159.9	135.6
17-Aug-16	133.2	159.9	135.6
3-Aug-16	133.2	159.9	135.6

Jul '16	137.9	159.9	130.3
Jun '16	130.8	151.4	125.9
May '16	121.5	142.9	137.1
Apr '16	127.6	142.9	141.9
Mar '16	127.9	142.2	131.2
Feb '16	131.9	141.9	137.4
Jan '16	139.9	152.9	149.9

Dec '15	147.4	160.4	154.9
Nov '15	154.9	167.9	159.9
Oct '15	152.6	167.9	163.3
Sep '15	149.2	167.9	166.6
Aug '15	150.2	167.9	166.6
Jul '15	149.1	167.9	166.6
Jun '15	141.1	160.4	164.9
May '15	137.9	152.9	163.6
Apr '15	141.2	152.9	164.6
Mar '15	142.9	165.9	169.9
Feb '15	142.9	165.9	169.9
Jan '15	147.9	165.9	169.9

Dec '14	160.4	173.9	173.4
Nov '14	167.9	181.9	176.9
Oct '14	165.9	181.9	179.0
Sep '14	165.9	181.9	180.6
Aug '14	166.3	181.9	180.6

	Burwash Landing Self-serve		
	regular	premium	diesel
30-Aug-17	120.9	130.9	118.9
16-Aug-17	120.9	130.9	118.9
2-Aug-17	120.9	130.9	118.9
19-Jul-17	120.9	130.9	118.9
5-Jul-17	120.9	130.9	118.9
20-Jun-17	n/a	n/a	n/a
7-Jun-17	120.9	130.9	118.9
24-May-17	120.9	130.9	118.9
10-May-17	120.9	130.9	118.9
26-Apr-17	125.9	135.9	118.9
12-Apr-17	125.9	135.9	118.9
29-Mar-17	125.9	135.9	118.9
15-Mar-17	125.9	135.9	118.9
1-Mar-17	n/a	n/a	n/a
15-Feb-17	125.9	135.9	118.9
1-Feb-17	125.9	135.9	118.9
18-Jan-17	125.9	135.9	118.9
4-Jan-17	119.9	129.9	115.9

21-Dec-16	119.9	129.9	115.9
7-Dec-16	119.9	129.9	115.9
23-Nov-16	119.9	129.9	115.9
9-Nov-16	119.9	129.9	115.9
26-Oct-16	119.9	129.9	115.9
12-Oct-16	n/a	n/a	n/a
28-Sep-16	119.9	129.9	115.9
14-Sep-16	119.9	129.9	115.9
31-Aug-16	119.9	129.9	115.9
17-Aug-16	n/a	n/a	n/a
3-Aug-16	119.9	129.9	115.9

Jul '16	122.9	132.9	120.9
Jun '16	119.9	129.9	119.9
May '16	105.9	115.9	109.9
Apr '16	99.9	109.9	109.9
Mar '16	99.9	109.9	109.5
Feb '16	99.9	109.9	105.9
Jan '16	n/a	n/a	n/a

Dec '15	119.9	129.9	120.9
Nov '15	129.9	139.9	129.9
Oct '15	129.9	139.9	120.9
Sep '15	130.9	140.9	120.9
Aug '15	132.9	142.9	120.9
Jul '15	-	-	-
Jun '15	-	-	-
May '15	-	-	-
Apr '15	-	-	-
Mar '15	-	-	-
Feb '15	-	-	-
Jan '15	-	-	-

Dec '14	-	-	-
Nov '14	-	-	-
Oct '14	-	-	-
Sep '14	-	-	-
Aug '14	-	-	-

## Retail Motor Fuel Prices — Carcross & Carmacks

	Carcross Self-serve		
	regular	premium	diesel
30-Aug-17	122.0	-	122.0
16-Aug-17	122.0	-	122.0
2-Aug-17	121.9	-	121.9
19-Jul-17	121.9	-	121.9
5-Jul-17	126.9	-	126.9
20-Jun-17	126.9	-	126.9
7-Jun-17	129.9	-	126.9
24-May-17	129.9	-	129.9
10-May-17	129.9	-	129.9
26-Apr-17	129.9	-	129.9
12-Apr-17	129.9	-	129.9
29-Mar-17	129.9	-	129.9
15-Mar-17	129.9	-	129.9
1-Mar-17	129.9	-	129.9
15-Feb-17	129.9	-	129.9
1-Feb-17	129.9	-	129.9
18-Jan-17	129.9	-	129.9
4-Jan-17	129.9	-	129.9

21-Dec-16	121.9	-	129.9
7-Dec-16	121.9	-	126.9
23-Nov-16	121.9	-	126.9
9-Nov-16	124.9	-	129.9
26-Oct-16	125.9	-	129.9
12-Oct-16	125.9	-	129.9
28-Sep-16	125.9	-	125.9
14-Sep-16	125.9	-	129.9
31-Aug-16	125.9	-	125.9
17-Aug-16	125.9	-	125.9
3-Aug-16	125.9	-	125.9

Jul '16	127.9	-	127.9
Jun '16	129.9	-	127.4
May '16	119.9	-	124.9
Apr '16	114.4	-	124.9
Mar '16	110.9	-	118.6
Feb '16	109.9	-	115.9
Jan '16	118.4	-	127.9

Dec '15	121.9	-	129.9
Nov '15	132.4	-	134.9
Oct '15	139.9	-	139.9
Sep '15	139.9	-	139.9
Aug '15	139.9	-	139.9
Jul '15	139.9	-	139.9
Jun '15	137.4	-	139.9
May '15	124.9	-	139.9
Apr '15	119.9	-	143.2
Mar '15	114.9	-	142.4
Feb '15	109.9	-	139.9
Jan '15	117.4	-	144.9

Dec '14	132.4	-	152.4
Nov '14	139.9	-	154.9
Oct '14	146.6	-	154.9
Sep '14	149.9	-	157.4
Aug '14	151.9	-	157.4

	Carmacks Self-serve		
	regular	premium	diesel
30-Aug-17	119.9	132.4	127.4
16-Aug-17	119.9	133.0	122.4
2-Aug-17	119.9	127.4	122.4
19-Jul-17	119.9	127.4	122.4
5-Jul-17	119.9	129.9	119.9
20-Jun-17	124.9	134.9	127.4
7-Jun-17	124.9	134.9	127.4
24-May-17	124.9	134.9	127.4
10-May-17	124.9	129.9	127.4
26-Apr-17	124.9	135.9	127.4
12-Apr-17	124.9	135.9	127.4
29-Mar-17	124.9	135.9	127.4
15-Mar-17	124.9	135.9	127.4
1-Mar-17	124.9	135.9	127.4
15-Feb-17	124.9	135.9	127.4
1-Feb-17	124.9	135.9	127.4
18-Jan-17	124.9	135.9	127.4
4-Jan-17	124.9	132.9	127.4

21-Dec-16	124.9	135.9	127.4
7-Dec-16	124.9	130.9	124.9
23-Nov-16	124.9	130.9	124.9
9-Nov-16	124.9	130.9	124.9
26-Oct-16	124.9	124.9	124.9
12-Oct-16	124.9	125.9	124.9
28-Sep-16	124.9	130.9	124.9
14-Sep-16	124.9	129.9	124.9
31-Aug-16	124.9	130.9	124.9
17-Aug-16	124.9	130.9	124.9
3-Aug-16	127.9	131.9	127.9

Jul '16	127.9	138.9	127.9
Jun '16	133.2	133.9	132.2
May '16	114.9	117.4	114.7
Apr '16	109.9	109.9	109.9
Mar '16	106.6	106.6	106.6
Feb '16	95.9	105.9	99.9
Jan '16	107.4	117.4	114.9

Dec '15	109.9	119.9	119.9
Nov '15	124.9	134.9	124.9
Oct '15	134.9	144.9	127.2
Sep '15	129.9	136.9	125.9
Aug '15	129.9	136.4	123.9
Jul '15	135.4	140.7	128.7
Jun '15	132.9	140.2	126.9
May '15	119.4	127.7	126.4
Apr '15	117.2	127.2	131.7
Mar '15	116.9	126.9	139.9
Feb '15	106.4	116.4	134.9
Jan '15	109.9	119.9	141.4

Dec '14	126.4	136.4	150.4
Nov '14	139.9	149.9	149.9
Oct '14	142.9	157.2	158.9
Sep '14	146.9	161.9	167.9
Aug '14	150.4	161.9	167.9

## Retail Motor Fuel Prices — Dawson City & Destruction Bay

	Dawson City Self-serve			Full-serve
	regular	premium	diesel	propane
30-Aug-17	130.7	136.7	128.4	135.0
16-Aug-17	130.7	136.7	133.4	135.0
2-Aug-17	127.7	136.2	133.4	134.9
19-Jul-17	127.7	136.2	133.4	134.9
5-Jul-17	134.2	140.2	134.9	135.0
20-Jun-17	134.2	140.2	134.9	135.0
7-Jun-17	134.2	140.2	134.9	135.0
24-May-17	135.7	141.7	137.8	135.0
10-May-17	135.7	141.7	137.8	135.0
26-Apr-17	135.7	141.7	137.8	135.0
12-Apr-17	135.7	141.7	137.8	135.0
29-Mar-17	135.7	141.7	137.8	135.9
15-Mar-17	135.7	141.7	137.8	135.0
1-Mar-17	135.7	141.7	137.8	135.0
15-Feb-17	135.7	141.7	137.8	135.0
1-Feb-17	136.5	143.5	143.7	n/a
18-Jan-17	136.5	143.5	143.7	n/a
4-Jan-17	128.5	135.5	141.8	n/a

21-Dec-16	134.2	137.7	131.9	135.0
7-Dec-16	134.2	141.0	131.9	135.0
23-Nov-16	132.5	139.5	131.8	n/a
9-Nov-16	136.2	143.2	131.9	135.0
26-Oct-16	136.2	143.2	131.9	135.0
12-Oct-16	136.2	143.2	131.9	135.0
28-Sep-16	137.2	143.2	131.9	135.0
14-Sep-16	137.2	143.2	131.9	135.0
31-Aug-16	137.2	143.2	131.9	135.0
17-Aug-16	137.2	143.2	131.9	135.0
3-Aug-16	137.2	143.2	131.9	135.0

Jul '16	136.2	143.0	131.9	135.0
Jun '16	131.1	137.7	127.9	135.0
May '16	123.7	131.4	127.9	135.0
Apr '16	118.0	125.0	127.9	135.0
Mar '16	117.2	124.2	135.9	135.0
Feb '16	119.5	126.5	143.8	135.0
Jan '16	121.1	128.6	141.9	135.0

Dec '15	127.5	135.0	143.9	135.0
Nov '15	138.8	145.6	148.6	135.0
Oct '15	139.7	146.7	149.3	n/a
Sep '15	142.2	149.4	145.3	135.0
Aug '15	142.2	149.5	147.3	135.0
Jul '15	138.7	146.2	147.8	135.0
Jun '15	136.2	143.0	147.8	135.0
May '15	127.5	134.0	155.1	135.0
Apr '15	126.2	132.7	157.4	130.0
Mar '15	123.7	130.2	157.4	135.0
Feb '15	125.3	132.1	157.7	135.0
Jan '15	134.1	141.3	161.2	135.0

Dec '14	145.2	153.5	168.2	135.0
Nov '14	148.3	157.4	166.9	135.0
Oct '14	157.7	166.7	168.9	135.0
Sep '14	159.2	166.7	168.9	135.0
Aug '14	159.2	166.7	168.9	135.0

	Destruction Bay Self-serve			Full-serve
	regular	premium	diesel	propane
30-Aug-17	130.9	143.9	124.9	126.9
16-Aug-17	n/a	n/a	n/a	n/a
2-Aug-17	125.9	137.9	123.9	126.9
19-Jul-17	122.9	134.9	118.9	126.9
5-Jul-17	123.9	134.9	120.9	126.9
20-Jun-17	120.9	132.9	122.9	126.9
7-Jun-17	n/a	n/a	n/a	n/a
24-May-17	127.9	137.9	125.9	126.9
10-May-17	127.9	137.9	125.9	130.0
26-Apr-17	132.9	142.9	127.9	126.9
12-Apr-17	132.9	142.9	129.9	126.9
29-Mar-17	126.9	136.9	129.9	126.9
15-Mar-17	126.9	136.9	129.9	126.9
1-Mar-17	126.9	136.9	129.9	126.9
15-Feb-17	128.9	138.9	128.9	130.0
1-Feb-17	128.9	138.9	128.9	126.9
18-Jan-17	128.9	138.9	128.9	126.9
4-Jan-17	133.9	143.9	127.9	126.9

21-Dec-16	130.9	137.9	127.9	126.9
7-Dec-16	121.9	131.9	128.9	126.9
23-Nov-16	121.9	131.9	128.9	126.9
9-Nov-16	123.9	133.9	128.9	130.0
26-Oct-16	127.9	137.9	128.9	126.9
12-Oct-16	129.9	139.9	130.9	130.0
28-Sep-16	125.9	135.9	121.9	126.9
14-Sep-16	122.9	132.9	123.9	126.9
31-Aug-16	129.9	139.9	123.9	126.9
17-Aug-16	125.9	135.9	120.9	126.9
3-Aug-16	123.9	133.9	117.9	130.0

Jul '16	125.4	135.4	122.9	126.9
Jun '16	135.4	145.4	123.9	128.5
May '16	120.4	130.9	116.9	130.0
Apr '16	118.9	128.9	113.9	130.0
Mar '16	116.9	126.9	112.2	127.9
Feb '16	111.9	121.9	109.9	126.9
Jan '16	120.4	130.4	115.9	126.9

Dec '15	121.9	131.9	122.4	126.9
Nov '15	131.9	141.9	128.4	128.5
Oct '15	140.9	150.9	131.9	126.9
Sep '15	134.6	144.6	122.9	129.0
Aug '15	143.9	153.9	122.4	130.0
Jul '15	138.4	148.4	122.9	130.0
Jun '15	136.9	146.9	125.9	130.0
May '15	131.9	141.9	128.9	126.9
Apr '15	128.6	138.6	129.9	126.8
Mar '15	123.9	133.9	138.9	126.8
Feb '15	123.4	133.4	139.4	126.9
Jan '15	121.9	131.9	135.4	129.9

Dec '14	128.9	138.9	155.9	132.9
Nov '14	139.9	154.9	164.4	132.9
Oct '14	148.9	159.6	152.2	125.6
Sep '14	153.9	163.9	153.9	124.9
Aug '14	152.9	162.9	152.9	124.9

## Retail Motor Fuel Prices — Eagle Plains & Faro

	Eagle Plains			
	Self-Serve			Full-serve
	regular	premium	diesel	propane
30-Aug-17	145.0	-	140.0	140.0
16-Aug-17	145.0	-	145.0	200.0
2-Aug-17	145.0	-	145.0	140.0
19-Jul-17	145.0	-	145.0	140.0
5-Jul-17	145.0	-	140.0	140.0
20-Jun-17	145.0	-	140.0	140.0
7-Jun-17	145.0	-	145.0	140.0
24-May-17	145.0	-	145.0	140.0
10-May-17	145.0	-	145.0	140.0
26-Apr-17	145.0	-	140.0	140.0
12-Apr-17	145.0	-	140.0	140.0
29-Mar-17	145.0	-	140.0	140.0
15-Mar-17	145.0	-	140.0	140.0
1-Mar-17	145.0	-	140.0	140.0
15-Feb-17	145.0	-	140.0	140.0
1-Feb-17	145.0	-	140.0	140.0
18-Jan-17	145.0	-	140.0	140.0
4-Jan-17	145.0	-	140.0	140.0
21-Dec-16	145.0	-	140.0	140.0
7-Dec-16	145.0	-	140.0	140.0
23-Nov-16	145.0	-	140.0	140.0
9-Nov-16	145.0	-	145.0	140.0
26-Oct-16	145.0	-	145.0	140.0
12-Oct-16	145.0	-	145.0	140.0
28-Sep-16	145.0	-	145.0	140.0
14-Sep-16	145.0	-	145.0	140.0
31-Aug-16	145.0	-	140.0	140.0
17-Aug-16	145.0	-	145.0	140.0
3-Aug-16	145.0	-	145.0	140.0
Jul '16	145.0	-	142.5	140.0
Jun '16	145.0	-	145.0	140.0
May '16	145.0	-	145.0	140.0
Apr '16	145.0	-	140.0	140.0
Mar '16	146.7	-	145.0	140.0
Feb '16	150.0	-	150.0	140.0
Jan '16	150.0	-	155.0	140.0
Dec '15	150.0	-	157.5	140.0
Nov '15	150.0	-	160.0	140.0
Oct '15	150.0	-	155.0	140.0
Sep '15	150.0	-	155.0	140.0
Aug '15	150.0	-	155.0	140.0
Jul '15	150.0	-	157.5	140.0
Jun '15	152.5	-	155.0	140.0
May '15	150.0	-	160.0	140.0
Apr '15	150.0	-	158.3	143.3
Mar '15	150.0	-	160.0	145.0
Feb '15	163.5	-	162.0	140.0
Jan '15	173.0	-	155.0	140.0
Dec '14	173.0	-	165.0	140.0
Nov '14	173.0	-	170.0	140.0
Oct '14	173.0	-	175.0	140.0
Sep '14	173.0	-	170.0	140.0
Aug '14	173.0	-	175.0	140.5

	Faro		
	Self-Serve		
	regular	premium	diesel
30-Aug-17	127.9	-	132.9
16-Aug-17	127.9	-	132.9
2-Aug-17	127.9	-	132.9
19-Jul-17	127.0	-	127.0
5-Jul-17	n/a	-	n/a
20-Jun-17	127.9	-	132.9
7-Jun-17	127.9	-	132.9
24-May-17	127.9	-	132.9
10-May-17	127.9	-	132.9
26-Apr-17	127.9	-	132.9
12-Apr-17	127.9	-	132.9
29-Mar-17	127.9	-	132.9
15-Mar-17	124.9	-	129.9
1-Mar-17	124.9	-	129.9
15-Feb-17	124.9	-	129.9
1-Feb-17	124.9	-	129.9
18-Jan-17	124.9	-	129.9
4-Jan-17	n/a	-	n/a
21-Dec-16	124.9	-	123.9
7-Dec-16	124.9	-	123.9
23-Nov-16	n/a	-	n/a
9-Nov-16	124.9	-	123.9
26-Oct-16	124.9	-	123.9
12-Oct-16	124.9	-	123.9
28-Sep-16	n/a	-	n/a
14-Sep-16	n/a	-	n/a
31-Aug-16	124.9	-	123.9
17-Aug-16	127.9	-	126.9
3-Aug-16	127.9	-	126.9
Jul '16	133.5	-	129.5
Jun '16	134.9	-	133.9
May '16	109.9	-	108.9
Apr '16	109.9	-	108.9
Mar '16	100.2	-	101.2
Feb '16	102.9	-	107.4
Jan '16	107.4	-	114.9
Dec '15	114.9	-	120.4
Nov '15	129.9	-	127.9
Oct '15	132.4	-	119.9
Sep '15	137.2	-	119.2
Aug '15	131.9	-	120.9
Jul '15	131.9	-	124.9
Jun '15	131.5	-	125.9
May '15	117.9	-	125.9
Apr '15	118.6	-	132.9
Mar '15	118.9	-	141.9
Feb '15	108.4	-	136.9
Jan '15	118.9	-	149.9
Dec '14	131.9	-	150.9
Nov '14	141.9	-	151.9
Oct '14	148.9	-	160.9
Sep '14	148.9	-	169.9
Aug '14	155.9	-	169.9

## Retail Motor Fuel Prices — Haines Junction

	Self-serve			Full-serve
	regular	premium	diesel	propane
30-Aug-17	114.9	122.9	115.2	100.0
16-Aug-17	115.9	124.9	116.4	100.0
2-Aug-17	116.7	124.9	117.2	100.0
19-Jul-17	117.4	124.9	116.4	100.0
5-Jul-17	115.7	125.4	116.6	100.0
20-Jun-17	119.2	127.9	119.7	100.0
7-Jun-17	123.6	128.5	119.6	100.0
24-May-17	122.2	129.2	122.2	n/a
10-May-17	120.8	128.7	121.9	100.0
26-Apr-17	122.6	129.2	122.2	100.0
12-Apr-17	122.8	128.7	121.7	100.0
29-Mar-17	121.4	130.9	121.7	100.0
15-Mar-17	121.4	130.9	120.9	100.0
1-Mar-17	121.4	130.9	120.2	100.0
15-Feb-17	123.6	130.9	120.6	n/a
1-Feb-17	122.4	130.9	122.4	100.0
18-Jan-17	115.9	124.9	116.4	100.0
4-Jan-17	121.7	130.9	119.7	100.0
21-Dec-16	113.9	122.9	115.2	100.0
7-Dec-16	113.9	121.9	116.9	100.0
23-Nov-16	114.9	121.9	116.9	100.0
9-Nov-16	118.9	126.4	116.9	100.0
26-Oct-16	118.9	126.4	117.4	100.0
12-Oct-16	118.9	126.4	116.4	100.0
28-Sep-16	117.7	126.4	115.9	100.0
14-Sep-16	116.9	126.4	115.9	100.0
31-Aug-16	119.2	126.4	115.2	100.0
17-Aug-16	118.9	126.4	115.4	100.0
3-Aug-16	119.9	126.4	115.9	100.9
Jul '16	122.7	130.4	113.5	100.0
Jun '16	124.4	133.7	114.0	100.0
May '16	111.1	119.2	109.9	100.0
Apr '16	104.0	111.7	108.2	100.0
Mar '16	99.1	105.4	109.1	100.0
Feb '16	98.6	104.4	109.1	100.0
Jan '16	105.2	110.4	116.9	100.0
Dec '15	107.6	110.4	118.9	100.0
Nov '15	119.6	123.7	126.2	100.0
Oct '15	123.9	128.4	126.5	100.0
Sep '15	124.3	131.9	127.6	100.0
Aug '15	126.5	137.7	127.8	100.0
Jul '15	124.0	132.4	128.7	100.0
Jun '15	121.3	127.4	127.5	109.9
May '15	116.9	124.7	129.0	109.9
Apr '15	110.9	118.6	128.9	114.6
Mar '15	107.5	115.9	131.3	114.9
Feb '15	104.1	110.4	130.8	114.9
Jan '15	109.2	115.7	134.2	119.5
Dec '14	123.5	130.9	138.7	114.5
Nov '14	133.7	139.4	144.4	124.0
Oct '14	137.5	143.4	147.1	124.0
Sep '14	139.7	145.4	147.9	124.0
Aug '14	140.7	146.2	149.4	124.0



## Retail Motor Fuel Prices — Jake's Corner

	Self-serve			Full-serve
	regular	premium	diesel	propane
30-Aug-17	n/a	n/a	n/a	n/a
16-Aug-17	112.8	126.8	113.8	115.0
2-Aug-17	112.8	126.8	113.8	115.0
19-Jul-17	112.8	126.8	113.8	115.0
5-Jul-17	112.8	126.8	113.8	100.0
20-Jun-17	116.8	129.8	116.8	115.0
7-Jun-17	116.8	129.8	116.8	115.0
24-May-17	116.8	129.8	116.8	115.0
10-May-17	119.8	129.8	119.8	100.0
26-Apr-17	119.8	129.8	124.8	n/a
12-Apr-17	119.8	129.8	124.8	100.0
29-Mar-17	119.8	129.8	124.8	115.0
15-Mar-17	119.8	129.8	124.8	115.0
1-Mar-17	119.8	129.8	124.8	115.0
15-Feb-17	112.8	126.8	113.8	115.0
1-Feb-17	119.8	129.8	124.8	115.0
18-Jan-17	119.8	129.8	124.8	115.0
4-Jan-17	115.8	129.8	124.8	115.0
<hr/>				
21-Dec-16	115.8	129.8	124.8	115.0
7-Dec-16	115.8	129.8	124.8	115.0
23-Nov-16	n/a	n/a	n/a	n/a
9-Nov-16	115.8	129.8	124.8	115.0
26-Oct-16	115.8	129.8	124.8	115.0
12-Oct-16	119.8	129.8	124.8	115.0
28-Sep-16	115.8	129.8	114.8	115.0
14-Sep-16	115.8	129.8	114.8	115.0
31-Aug-16	115.8	129.8	114.8	115.0
17-Aug-16	115.8	129.8	114.8	115.0
3-Aug-16	115.8	129.8	114.8	115.0
<hr/>				
Jul '16	118.8	129.8	114.8	115.0
Jun '16	124.9	134.9	107.9	107.5
May '16	109.8	119.8	99.8	110.0
Apr '16	102.3	113.8	102.3	110.0
Mar '16	94.5	107.5	107.5	110.0
Feb '16	91.8	104.8	112.8	105.0
Jan '16	99.8	129.8	112.8	110.0
<hr/>				
Dec '15	104.8	129.8	115.8	110.0
Nov '15	119.8	129.8	118.8	110.0
Oct '15	119.8	129.8	124.3	110.0
Sep '15	121.8	138.8	120.8	100.0
Aug '15	114.9	129.8	130.4	100.0
Jul '15	117.4	129.8	125.7	105.0
Jun '15	121.1	133.8	125.6	100.0
May '15	112.4	124.8	130.4	100.0
Apr '15	110.9	124.8	134.9	100.0
Mar '15	111.4	124.8	134.4	105.0
Feb '15	106.4	124.8	132.4	105.0
Jan '15	118.2	129.8	133.2	105.0
<hr/>				
Dec '14	136.4	134.8	146.9	110.0
Nov '14	138.9	149.8	150.4	110.0
Oct '14	142.6	149.8	150.4	110.0
Sep '14	144.4	149.8	150.4	110.0
Aug '14	144.4	149.8	150.4	110.0

Effective January 2016, Jake's Corner prices are reported rather than Tagish area prices, due to Tagish gas station closure.

## Retail Motor Fuel Prices — Mayo

	Self-serve			Full-serve	
	regular	premium	diesel	regular	diesel
30-Aug-17	115.7	-	114.9	122.9	123.9
16-Aug-17	113.9	-	n/a	122.9	123.9
2-Aug-17	108.5	-	109.4	122.9	110.9
19-Jul-17	112.3	-	113.2	122.9	110.9
5-Jul-17	112.3	-	113.2	128.9	123.9
20-Jun-17	112.3	-	113.2	128.9	123.9
7-Jun-17	117.1	-	112.3	128.9	123.9
24-May-17	119.9	-	114.2	128.9	123.9
10-May-17	119.9	-	114.2	128.9	123.9
26-Apr-17	119.9	-	114.2	128.9	123.9
12-Apr-17	119.9	-	114.2	128.9	123.9
29-Mar-17	119.9	-	114.2	128.9	123.9
15-Mar-17	119.9	-	114.2	128.9	123.9
1-Mar-17	119.9	-	114.2	n/a	n/a
15-Feb-17	119.9	-	111.3	128.9	123.9
1-Feb-17	119.9	-	111.3	128.9	123.9
18-Jan-17	119.9	-	111.3	128.9	123.9
4-Jan-17	n/a	-	n/a	128.9	123.9
21-Dec-16	117.9	-	113.9	128.9	123.9
7-Dec-16	117.9	-	113.9	128.9	123.9
23-Nov-16	n/a	-	n/a	128.9	123.9
9-Nov-16	121.9	-	113.9	128.9	123.9
26-Oct-16	121.9	-	115.9	128.9	123.9
12-Oct-16	130.9	-	123.9	128.9	123.9
28-Sep-16	123.9	-	115.9	128.9	123.9
14-Sep-16	123.9	-	115.9	128.9	123.9
31-Aug-16	123.9	-	114.9	128.9	123.9
17-Aug-16	123.9	-	114.9	128.9	123.9
3-Aug-16	126.9	-	116.9	128.9	123.9
Jul '16	126.9	-	116.9	132.4	123.9
Jun '16	128.9	-	114.9	129.9	123.9
May '16	120.9	-	107.4	115.9	119.9
Apr '16	118.5	-	103.9	109.9	119.9
Mar '16	101.9	-	105.9	111.2	118.6
Feb '16	102.9	-	109.9	109.9	119.9
Jan '16	109.9	-	125.4	112.9	125.4
Dec '15	111.4	-	129.4	115.9	136.9
Nov '15	122.9	-	131.4	135.9	139.4
Oct '15	128.9	-	128.4	135.9	139.4
Sep '15	130.9	-	128.6	135.9	142.9
Aug '15	133.4	-	126.9	135.9	142.9
Jul '15	128.9	-	127.9	135.9	142.9
Jun '15	126.9	-	127.9	131.4	142.9
May '15	121.4	-	127.9	126.9	142.9
Apr '15	115.6	-	135.2	117.9	142.9
Mar '15	110.9	-	139.9	117.9	142.9
Feb '15	107.9	-	139.9	117.9	142.9
Jan '15	114.4	-	141.9	122.9	147.9
Dec '14	129.4	-	147.4	139.4	160.9
Nov '14	135.9	-	148.9	145.9	160.9
Oct '14	n/a	-	n/a	154.9	160.9
Sep '14	n/a	-	n/a	154.9	160.9
Aug '14	n/a	-	n/a	n/a	n/a

## Retail Motor Fuel Prices — Pelly Crossing & Ross River

	Pelly Crossing Self-serve	
	regular	diesel
30-Aug-17	122.0	122.0
16-Aug-17	122.0	122.0
2-Aug-17	122.0	122.0
19-Jul-17	122.0	122.0
5-Jul-17	127.9	127.9
20-Jun-17	127.9	127.9
7-Jun-17	127.9	127.9
24-May-17	127.9	127.9
10-May-17	127.9	127.9
26-Apr-17	127.9	127.9
12-Apr-17	123.9	127.9
29-Mar-17	123.9	127.9
15-Mar-17	121.9	127.9
1-Mar-17	121.9	127.9
15-Feb-17	121.9	127.9
1-Feb-17	119.9	129.9
18-Jan-17	119.9	129.9
4-Jan-17	119.9	129.9

21-Dec-16	119.9	129.9
7-Dec-16	119.9	129.9
23-Nov-16	128.9	129.9
9-Nov-16	128.9	129.9
26-Oct-16	128.9	129.9
12-Oct-16	128.9	123.9
28-Sep-16	129.9	n/a
14-Sep-16	128.9	129.9
31-Aug-16	128.9	129.9
17-Aug-16	128.9	129.9
3-Aug-16	120.0	119.0

Jul '16	137.0	128.0
Jun '16	137.0	128.0
May '16	118.0	115.0
Apr '16	104.9	111.9
Mar '16	104.9	111.9
Feb '16	104.9	111.9
Jan '16	122.9	121.9

Dec '15	124.9	131.9
Nov '15	129.9	131.9
Oct '15	142.9	135.9
Sep '15	138.9	135.9
Aug '15	135.4	135.9
Jul '15	133.9	135.9
Jun '15	130.9	135.9
May '15	127.9	135.9
Apr '15	124.9	157.9
Mar '15	121.4	157.9
Feb '15	117.9	157.9
Jan '15	125.9	157.9

Dec '14	142.4	157.9
Nov '14	146.9	157.9
Oct '14	154.9	169.9
Sep '14	154.9	169.9
Aug '14	154.9	169.9

	Ross River Self-serve	
	regular	diesel
30-Aug-17	129.9	129.9
16-Aug-17	129.9	129.9
2-Aug-17	129.9	129.9
19-Jul-17	129.9	129.9
5-Jul-17	129.9	129.9
20-Jun-17	129.9	129.9
7-Jun-17	129.9	129.9
24-May-17	129.9	129.9
10-May-17	129.9	129.9
26-Apr-17	129.9	129.9
12-Apr-17	129.9	129.9
29-Mar-17	129.9	129.9
15-Mar-17	129.9	129.9
1-Mar-17	129.9	129.9
15-Feb-17	129.9	129.9
1-Feb-17	129.9	129.9
18-Jan-17	129.9	127.9
4-Jan-17	129.9	127.9

21-Dec-16	129.9	127.9
7-Dec-16	129.9	127.9
23-Nov-16	129.9	127.9
9-Nov-16	131.9	124.9
26-Oct-16	136.3	124.9
12-Oct-16	125.9	124.9
28-Sep-16	136.3	124.9
14-Sep-16	125.9	124.9
31-Aug-16	124.9	110.9
17-Aug-16	129.9	112.1
3-Aug-16	127.0	131.0

Jul '16	125.1	104.6
Jun '16	128.9	101.6
May '16	118.5	106.1
Apr '16	115.3	113.5
Mar '16	109.4	110.4
Feb '16	99.4	102.9
Jan '16	111.5	114.3

Dec '15	115.6	119.4
Nov '15	126.9	122.9
Oct '15	131.4	123.1
Sep '15	129.9	113.5
Aug '15	129.9	113.5
Jul '15	126.7	110.9
Jun '15	122.6	115.4
May '15	118.4	119.9
Apr '15	117.5	126.0
Mar '15	117.5	129.5
Feb '15	105.0	115.0
Jan '15	115.0	130.1

Dec '14	n/a	n/a
Nov '14	137.4	138.7
Oct '14	148.9	147.3
Sep '14	151.5	143.7
Aug '14	151.5	143.7

## Retail Motor Fuel Prices — Stewart Crossing

	Self-Serve		
	regular	premium	diesel
30-Aug-17	120.9	126.9	119.9
16-Aug-17	120.9	126.9	119.9
2-Aug-17	120.9	126.9	119.9
19-Jul-17	121.9	127.9	122.9
5-Jul-17	121.9	127.9	122.9
20-Jun-17	123.9	129.9	122.9
7-Jun-17	126.9	132.9	123.9
24-May-17	126.9	132.9	123.9
10-May-17	126.9	132.9	123.9
26-Apr-17	129.9	135.9	125.9
12-Apr-17	129.9	135.9	125.9
29-Mar-17	129.9	135.9	125.9
15-Mar-17	129.9	135.9	125.9
1-Mar-17	129.9	135.9	125.9
15-Feb-17	129.9	135.9	125.9
1-Feb-17	129.9	135.9	125.9
18-Jan-17	129.9	135.9	125.9
4-Jan-17	129.9	135.9	125.9
21-Dec-16	121.9	127.9	119.9
7-Dec-16	121.9	127.9	119.9
23-Nov-16	121.9	127.9	119.9
9-Nov-16	125.9	131.9	119.9
26-Oct-16	125.9	131.9	119.9
12-Oct-16	125.9	131.9	117.9
28-Sep-16	125.9	131.9	117.9
14-Sep-16	125.9	131.9	117.9
31-Aug-16	125.9	131.9	117.9
17-Aug-16	125.9	131.9	117.9
3-Aug-16	125.9	131.9	117.9
Jul '16	127.9	133.9	117.9
Jun '16	132.9	138.9	117.9
May '16	119.9	125.9	113.9
Apr '16	112.4	118.4	109.9
Mar '16	105.9	111.9	109.9
Feb '16	101.9	107.9	109.9
Jan '16	109.9	115.9	125.9
Dec '15	109.9	115.9	125.9
Nov '15	124.9	130.9	131.9
Oct '15	129.9	135.9	131.9
Sep '15	132.2	138.2	134.9
Aug '15	134.9	140.9	134.9
Jul '15	129.9	135.9	134.9
Jun '15	128.4	134.4	134.9
May '15	123.4	129.4	134.9
Apr '15	126.3	132.3	144.7
Mar '15	120.5	126.5	148.0
Feb '15	118.0	124.0	148.0
Jan '15	120.0	126.0	151.0
Dec '14	137.0	143.0	157.0
Nov '14	146.0	152.0	165.0
Oct '14	151.3	160.0	165.0
Sep '14	153.0	163.0	165.0
Aug '14	153.0	163.0	165.0

## Retail Motor Fuel Prices — Teslin

	Self-serve			Full-serve
	regular	premium	diesel	propane
30-Aug-17	117.9	127.9	115.9	107.0
16-Aug-17	117.9	127.9	115.9	107.0
2-Aug-17	117.9	127.9	115.9	100.0
19-Jul-17	117.9	127.9	116.9	100.0
5-Jul-17	120.4	130.9	117.9	102.0
20-Jun-17	120.4	130.9	117.9	100.0
7-Jun-17	120.4	130.9	117.9	102.0
24-May-17	120.4	130.9	118.9	102.0
10-May-17	123.9	133.9	119.9	102.0
26-Apr-17	123.9	133.9	119.9	102.0
12-Apr-17	119.9	125.9	119.9	102.0
29-Mar-17	123.9	128.9	119.9	102.0
15-Mar-17	123.9	128.9	119.9	102.0
1-Mar-17	123.9	133.9	119.9	102.0
15-Feb-17	123.9	133.9	119.9	102.0
1-Feb-17	123.9	133.9	119.9	102.0
18-Jan-17	123.9	133.9	119.9	102.0
4-Jan-17	119.4	124.9	115.4	102.0
21-Dec-16	115.9	125.9	115.9	102.0
7-Dec-16	115.9	125.9	115.9	102.0
23-Nov-16	117.9	129.9	116.9	102.0
9-Nov-16	119.9	129.9	117.9	102.0
26-Oct-16	119.9	129.9	117.9	102.0
12-Oct-16	119.9	129.9	117.9	102.0
28-Sep-16	119.9	129.9	112.9	102.0
14-Sep-16	119.9	129.9	112.9	102.0
31-Aug-16	119.9	129.9	112.9	102.0
17-Aug-16	119.9	129.9	112.9	102.0
3-Aug-16	119.9	129.9	112.9	102.5
Jul '16	123.2	131.9	113.2	101.3
Jun '16	128.9	138.9	114.2	107.0
May '16	113.9	123.9	112.9	105.0
Apr '16	105.2	116.4	105.9	110.0
Mar '16	101.2	109.9	105.9	109.7
Feb '16	99.9	109.9	105.9	112.3
Jan '16	107.4	117.4	116.9	117.5
Dec '15	109.9	119.9	121.9	120.00
Nov '15	121.4	129.4	126.7	117.5
Oct '15	123.9	133.9	128.7	115.0
Sep '15	127.2	137.2	126.9	115.0
Aug '15	128.2	139.4	127.9	115.0
Jul '15	126.7	134.9	126.9	115.0
Jun '15	125.7	134.9	126.9	115.0
May '15	117.2	127.4	129.7	115.0
Apr '15	113.9	123.9	131.4	113.3
Mar '15	113.9	123.9	132.9	112.5
Feb '15	106.4	116.4	132.9	115.0
Jan '15	106.7	116.9	136.4	115.0
Dec '14	123.7	132.9	146.4	115.0
Nov '14	130.9	141.9	150.9	115.0
Oct '14	136.6	145.4	149.6	110.0
Sep '14	139.4	148.9	149.9	110.0
Aug '14	139.4	148.9	149.9	107.5

## Retail Motor Fuel Prices — Watson Lake

	Self-serve			Full-serve	
	regular	premium	diesel	diesel	propane
30-Aug-17	117.2	131.9	116.9	-	105.4
16-Aug-17	115.4	131.4	115.9	-	105.9
2-Aug-17	115.4	131.4	115.2	-	105.4
19-Jul-17	115.4	131.4	115.2	-	105.4
5-Jul-17	116.7	131.4	116.2	-	105.9
20-Jun-17	117.2	133.5	117.2	-	105.9
7-Jun-17	117.2	133.9	117.7	-	105.9
24-May-17	117.2	134.4	117.9	-	105.9
10-May-17	121.4	-	121.9	-	105.9
26-Apr-17	122.4	-	121.4	-	105.9
12-Apr-17	122.4	-	121.4	-	105.9
29-Mar-17	110.9	-	116.9	-	105.9
15-Mar-17	110.9	-	116.9	-	105.9
1-Mar-17	110.9	-	116.9	-	105.9
15-Feb-17	115.9	-	118.9	-	105.9
1-Feb-17	115.9	-	115.9	-	105.9
18-Jan-17	115.9	-	115.9	-	114.9
4-Jan-17	116.9	-	117.9	-	115.9
21-Dec-16	106.9	-	112.9	-	105.9
7-Dec-16	106.9	-	112.9	-	105.9
23-Nov-16	117.9	n/a	119.9	-	105.9
9-Nov-16	128.9	n/a	128.9	-	n/a
26-Oct-16	121.4	n/a	121.9	-	105.9
12-Oct-16	121.4	n/a	121.9	-	105.9
28-Sep-16	117.4	119.9	116.9	-	n/a
14-Sep-16	115.9	119.9	114.2	-	105.9
31-Aug-16	116.9	119.9	114.2	-	105.9
17-Aug-16	116.9	119.9	113.2	-	105.9
3-Aug-16	114.6	120.9	114.6	-	105.9
Jul '16	120.1	122.4	116.9	-	105.9
Jun '16	120.3	122.9	117.5	-	105.9
May '16	110.4	111.9	105.1		111.9
Apr '16	106.4	112.9	103.9		111.9
Mar '16	95.1	110.9	96.1	-	105.9
Feb '16	92.7	112.4	97.2	-	105.9
Jan '16	99.5	117.9	99.8	-	105.9
Dec '15	103.5	114.9	104.9	-	115.9
Nov '15	114.2	137.9	112.6	-	129.8
Oct '15	117.6	127.9	112.6	-	131.2
Sep '15	119.8	132.2	115.9	-	127.0
Aug '15	126.0	129.4	118.5	-	130.9
Jul '15	123.1	125.9	118.3	n/a	130.9
Jun '15	120.5	129.2	118.3	143.9	130.9
May '15	117.1	123.2	119.4	143.9	130.9
Apr '15	110.1	119.9	117.2	143.9	130.9
Mar '15	105.8	115.9	118.9	-	130.9
Feb '15	100.7	112.7	124.2	-	130.9
Jan '15	100.9	113.9	130.9	-	130.9
Dec '14	114.9	126.7	140.2	140.9	130.9
Nov '14	128.7	138.2	147.9	140.9	130.9
Oct '14	140.8	149.8	147.4	140.9	130.9
Sep '14	145.4	152.6	151.1	140.9	127.2
Aug '14	145.7	152.1	151.3	140.9	127.2

# Residential Fuel Prices in Yukon

Average Prices as of August 30, 2017

	Residential Heating Fuels			% Change Aug 31, 2016 to Aug 30, 2017		
	Furnace Oil	Arctic Stove Oil	Propane (500-gallon tank cost)	Furnace Oil	Arctic Stove Oil	Propane (500-gallon tank cost)
Whitehorse	99.6	100.5	94.9	6.4%	7.8%	21.0%
Beaver Creek	106.6	110.8	-	2.8%	5.6%	-
Burwash Landing	104.5	107.3	-	7.0%	10.5%	-
Carcross	104.3	104.6	-	5.2%	7.0%	-
Carmacks	102.2	105.3	109.6	7.2%	6.9%	17.7%
Dawson City	106.5	110.8	109.6	3.1%	6.5%	17.7%
Destruction Bay	101.4	104.6	-	7.2%	7.0%	-
Faro	102.4	105.5	109.6	7.1%	6.9%	17.7%
Haines Junction	101.2	99.5	109.6	3.3%	-0.8%	17.7%
Marsh Lake	102.0	105.1	-	7.3%	6.9%	-
Mayo	109.3	114.5	109.6	5.7%	8.7%	17.7%
Pelly Crossing	103.8	107.2	-	3.2%	6.8%	-
Ross River	103.4	106.6	109.6	7.0%	6.8%	17.7%
Stewart Crossing	104.1	107.2	-	7.1%	6.8%	-
Tagish	104.3	104.6	-	5.2%	3.2%	-
Teslin	102.6	105.3	109.6	3.2%	6.9%	17.7%
Watson Lake	104.9	104.5	109.6	3.1%	7.0%	17.7%

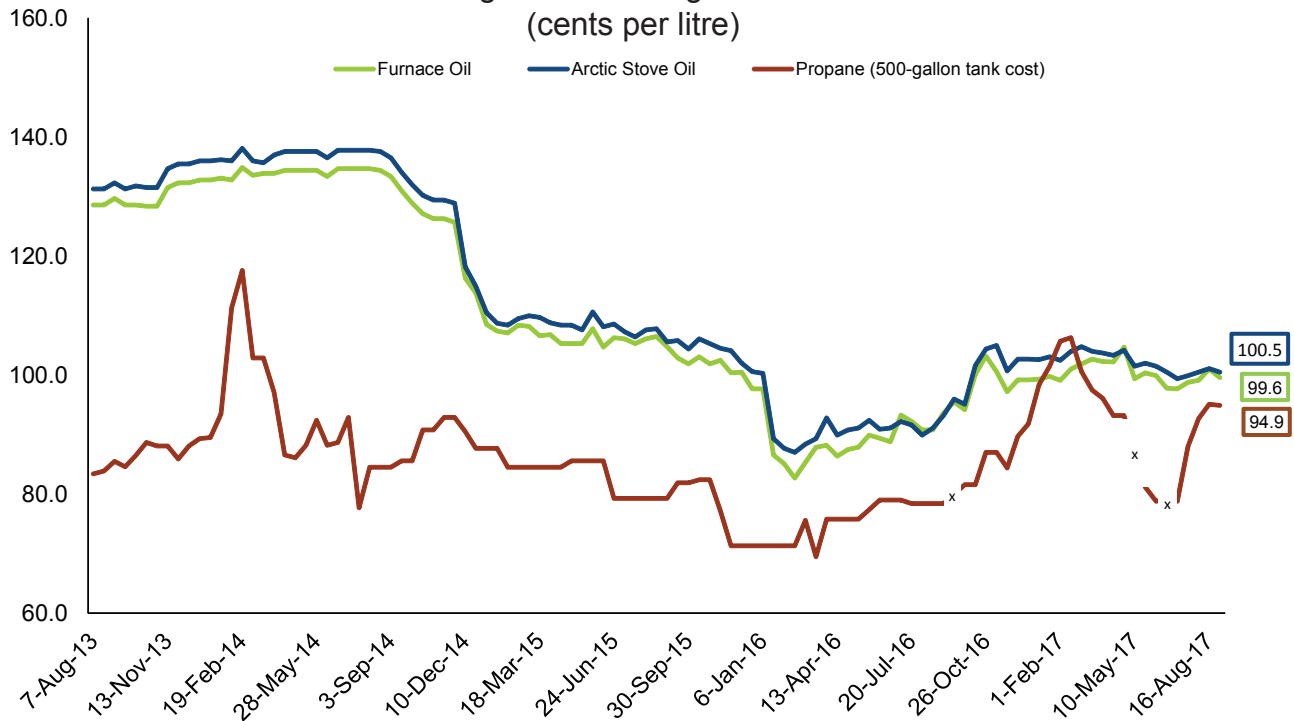
Notes: All prices are Canadian cents per litre, including all applicable taxes.  
 "-" indicates this service was not available in this community at this time.  
 "n/a" indicates this information was not available for the reporting period

Comparing August 30, 2017 to August 31, 2016, prices of furnace oil increased in all Yukon communities. The largest percentage increase was in Marsh Lake, up 7.3%.

Increases were also reported for Arctic stove oil prices in all Yukon communities (with the exception of Haines Junction). The largest increase was in Burwash Landing, up 10.5%.

During the period, the average price for propane (500 gallon tank) increased 17.7% in all Yukon communities, with the exception of Whitehorse where the increase was 21.0%.

Average Residential Bi-weekly Heating Fuel Prices, Whitehorse  
 August 2013 - August 2017  
 (cents per litre)



## Residential Heating Fuel Prices — Whitehorse

	Furnace Oil	Arctic Stove Oil	Propane (500-gallon tank cost)
30-Aug-17	99.6	100.5	94.9
16-Aug-17	101.0	101.1	95.1
2-Aug-17	99.1	100.5	92.7
19-Jul-17	98.8	99.9	88.0
5-Jul-17	97.7	99.4	78.8
20-Jun-17	97.8	100.5	n/a
7-Jun-17	99.9	101.5	78.8
24-May-17	100.4	102.0	81.2
10-May-17	99.4	101.5	n/a
26-Apr-17	104.7	104.2	93.2
12-Apr-17	102.2	103.3	93.2
29-Mar-17	102.3	103.7	96.1
15-Mar-17	102.7	104.0	97.5
1-Mar-17	101.9	104.8	100.6
15-Feb-17	101.0	104.0	106.3
1-Feb-17	99.1	102.5	105.7
18-Jan-17	99.8	103.1	101.5
4-Jan-17	99.3	102.6	98.4
21-Dec-16	99.2	102.7	91.8
7-Dec-16	99.2	102.7	89.7
23-Nov-16	97.2	100.7	84.4
9-Nov-16	100.6	105.0	87.0
26-Oct-16	103.2	104.4	87.0
12-Oct-16	100.1	101.6	81.6
28-Sep-16	94.2	95.1	81.6
14-Sep-16	95.5	96.0	n/a
31-Aug-16	93.6	93.2	78.4
17-Aug-16	90.8	91.1	78.4
3-Aug-16	90.8	89.9	78.4
Jul '16	92.8	91.9	78.7
Jun '16	89.1	91.0	79.0
May '16	88.9	91.8	76.6
Apr '16	87.0	90.4	75.8
Mar '16	87.1	90.2	73.6
Feb '16	83.9	87.4	71.3
Jan '16	92.2	94.8	71.3
Dec '15	99.1	101.3	71.3
Nov '15	101.5	104.3	74.3
Oct '15	102.5	105.7	82.4
Sep '15	103.2	105.3	81.0
Aug '15	106.3	107.7	79.3
Jul '15	105.7	106.9	79.3
Jun '15	105.5	108.4	82.5
May '15	106.6	109.1	85.6
Apr '15	105.8	108.5	84.9
Mar '15	107.4	109.9	84.5
Feb '15	107.8	109.0	84.5
Jan '15	108.0	109.6	87.7
Dec '14	115.1	116.6	89.1
Nov '14	126.0	129.2	92.9
Oct '14	127.4	130.5	89.1
Sep '14	132.2	135.3	85.1
Aug '14	134.6	137.7	84.5



## Residential Heating Fuel Prices — Beaver Creek

	Furnace Oil	Arctic Stove Oil	Propane (500 gallon tank cost)
30-Aug-17	106.6	110.8	-
16-Aug-17	105.3	110.8	-
2-Aug-17	105.3	110.8	-
19-Jul-17	105.9	110.8	-
5-Jul-17	104.2	110.8	-
20-Jun-17	104.4	110.8	-
7-Jun-17	107.2	110.8	-
24-May-17	107.3	110.8	-
10-May-17	105.9	110.8	-
26-Apr-17	110.0	116.1	-
12-Apr-17	111.2	116.1	-
29-Mar-17	110.4	116.1	-
15-Mar-17	110.9	116.1	-
1-Mar-17	112.6	116.1	-
15-Feb-17	112.4	116.1	-
1-Feb-17	111.2	116.1	-
18-Jan-17	112.0	116.1	-
4-Jan-17	109.9	111.9	-
21-Dec-16	109.5	111.9	-
7-Dec-16	109.5	111.9	-
23-Nov-16	107.2	111.9	-
9-Nov-16	108.3	116.1	-
26-Oct-16	111.0	116.1	-
12-Oct-16	111.0	111.9	-
28-Sep-16	103.3	107.7	-
14-Sep-16	103.3	107.7	-
31-Aug-16	103.7	104.9	-
17-Aug-16	98.4	99.3	-
3-Aug-16	101.6	99.3	-
Jul '16	101.4	99.3	-
Jun '16	98.1	99.3	-
May '16	96.7	98.1	-
Apr '16	96.1	96.6	-
Mar '16	94.8	96.6	-
Feb '16	92.5	94.7	-
Jan '16	100.4	102.8	-
Dec '15	107.7	108.7	-
Nov '15	109.8	112.2	-
Oct '15	109.8	113.3	-
Sep '15	109.8	111.3	-
Aug '15	115.1	113.9	-
Jul '15	115.1	114.7	-
Jun '15	115.1	115.6	-
May '15	115.1	114.8	-
Apr '15	115.1	117.8	-
Mar '15	115.1	117.2	-
Feb '15	115.1	114.0	-
Jan '15	-	110.4	-

## Residential Heating Fuel Prices — Burwash Landing

	Furnace Oil	Arctic Stove Oil	Propane (500 gallon tank cost)
30-Aug-17	104.5	107.3	-
16-Aug-17	104.5	107.3	-
2-Aug-17	104.5	107.3	-
19-Jul-17	104.5	107.3	-
5-Jul-17	104.5	107.3	-
20-Jun-17	104.5	107.3	-
7-Jun-17	104.5	107.3	-
24-May-17	104.5	107.3	-
10-May-17	104.5	107.3	-
26-Apr-17	109.2	109.7	-
12-Apr-17	109.2	109.7	-
29-Mar-17	109.2	109.7	-
15-Mar-17	109.2	109.7	-
1-Mar-17	109.2	112.4	-
15-Feb-17	109.2	109.7	-
1-Feb-17	109.2	109.7	-
18-Jan-17	109.2	109.7	-
4-Jan-17	105.0	107.6	-
<hr/>			
21-Dec-16	105.0	107.6	-
7-Dec-16	105.0	107.6	-
23-Nov-16	105.0	107.6	-
9-Nov-16	109.2	109.7	-
26-Oct-16	109.2	109.7	-
12-Oct-16	105.0	108.2	-
28-Sep-16	100.8	105.5	-
14-Sep-16	100.8	98.7	-
31-Aug-16	97.7	97.1	-
17-Aug-16	92.4	95.6	-
3-Aug-16	92.4	94.5	-
<hr/>			
Jul '16	92.4	95.1	-
Jun '16	94.7	95.6	-
May '16	95.2	95.3	-
Apr '16	92.6	93.9	-
Mar '16	91.0	95.6	-
Feb '16	88.8	93.2	-
Jan '16	96.7	101.0	-
<hr/>			
Dec '15	104.0	107.4	-
Nov '15	106.9	110.3	-
Oct '15	106.9	110.1	-
Sep '15	109.5	108.8	-
Aug '15	116.0	112.0	-
Jul '15	116.0	112.8	-
Jun '15	116.0	113.7	-
May '15	111.3	113.8	-
Apr '15	116.0	114.7	-
Mar '15	118.4	115.3	-
Feb '15	116.0	112.1	-
Jan '15	120.8	110.4	-

## Residential Heating Fuel Prices — Carcross

	Furnace Oil	Arctic Stove Oil	Propane (500 gallon tank cost)
30-Aug-17	104.3	104.6	-
16-Aug-17	103.0	104.6	-
2-Aug-17	103.0	104.6	-
19-Jul-17	103.7	104.6	-
5-Jul-17	102.0	104.6	-
20-Jun-17	102.2	104.6	-
7-Jun-17	104.9	104.6	-
24-May-17	105.0	104.6	-
10-May-17	103.7	104.6	-
26-Apr-17	107.5	109.3	-
12-Apr-17	108.7	109.3	-
29-Mar-17	107.8	109.3	-
15-Mar-17	108.3	109.3	-
1-Mar-17	110.0	109.3	-
15-Feb-17	109.8	109.3	-
1-Feb-17	108.6	109.3	-
18-Jan-17	109.4	109.3	-
4-Jan-17	107.3	105.1	-
21-Dec-16	106.9	105.1	-
7-Dec-16	106.9	105.1	-
23-Nov-16	104.7	105.1	-
9-Nov-16	105.7	109.3	-
26-Oct-16	108.5	109.3	-
12-Oct-16	108.5	105.1	-
28-Sep-16	100.7	100.9	-
14-Sep-16	100.7	100.9	-
31-Aug-16	99.1	97.8	-
17-Aug-16	93.7	92.5	-
3-Aug-16	97.0	92.5	-
Jul '16	96.7	92.5	-
Jun '16	93.4	92.5	-
May '16	92.1	92.4	-
Apr '16	90.3	92.0	-
Mar '16	88.0	91.9	-
Feb '16	85.7	90.0	-
Jan '16	93.6	98.1	-
Dec '15	100.9	104.0	-
Nov '15	103.0	107.6	-
Oct '15	103.0	107.6	-
Sep '15	103.0	105.6	-
Aug '15	108.3	108.2	-
Jul '15	108.3	109.1	-
Jun '15	108.3	109.9	-
May '15	108.3	111.0	-
Apr '15	108.3	111.4	-
Mar '15	108.3	112.6	-
Feb '15	108.3	109.9	-
Jan '15	-	109.1	-

## Residential Heating Fuel Prices — Carmacks

	Furnace Oil	Arctic Stove Oil	Propane (500-gallon tank cost)
30-Aug-17	102.2	105.3	109.6
16-Aug-17	102.2	105.3	109.8
2-Aug-17	102.2	105.3	107.4
19-Jul-17	102.2	105.3	102.7
5-Jul-17	102.2	105.3	97.1
20-Jun-17	102.2	105.3	n/a
7-Jun-17	102.2	105.3	97.1
24-May-17	102.2	105.3	95.9
10-May-17	102.2	105.3	n/a
26-Apr-17	106.9	110.0	107.9
12-Apr-17	106.9	110.0	107.9
29-Mar-17	106.9	110.0	110.8
15-Mar-17	106.9	110.0	112.2
1-Mar-17	106.9	110.0	115.3
15-Feb-17	106.9	110.0	121.0
1-Feb-17	106.9	110.0	120.4
18-Jan-17	106.9	110.0	116.2
4-Jan-17	102.7	105.8	113.1
21-Dec-16	102.7	105.8	106.5
7-Dec-16	102.7	105.8	104.4
23-Nov-16	102.7	105.8	99.1
9-Nov-16	106.9	110.0	101.7
26-Oct-16	106.9	110.0	101.7
12-Oct-16	102.7	105.8	96.3
28-Sep-16	98.5	101.6	96.3
14-Sep-16	98.5	101.6	n/a
31-Aug-16	95.3	98.5	93.1
17-Aug-16	90.1	93.2	93.1
3-Aug-16	90.1	93.2	93.1
Jul '16	90.1	93.2	93.4
Jun '16	90.1	93.2	93.7
May '16	90.1	93.2	91.3
Apr '16	90.1	93.2	90.5
Mar '16	88.7	91.8	88.3
Feb '16	86.4	89.6	71.3
Jan '16	94.3	97.5	71.3
Dec '15	101.6	104.8	71.3
Nov '15	103.7	106.9	74.3
Oct '15	103.7	106.9	82.4
Sep '15	103.7	106.9	81.0
Aug '15	109.0	112.1	79.3
Jul '15	109.0	112.1	79.3
Jun '15	109.0	112.1	82.5
May '15	109.0	112.1	85.6
Apr '15	109.0	112.1	84.9
Mar '15	109.0	112.1	84.5
Feb '15	109.0	112.1	84.5
Jan '15	113.7	116.9	87.7
Dec '14	124.2	127.4	91.4
Nov '14	126.8	130.0	92.9
Oct '14	128.9	132.1	89.1
Sep '14	136.3	139.4	85.1
Aug '14	136.3	139.4	84.5

## Residential Heating Fuel Prices — Dawson City

	Furnace Oil	Arctic Stove Oil	Propane (500-gallon tank cost)
30-Aug-17	106.5	110.8	109.6
16-Aug-17	105.2	110.8	109.8
2-Aug-17	105.2	110.8	107.4
19-Jul-17	105.8	110.8	102.7
5-Jul-17	104.2	110.8	97.1
20-Jun-17	104.3	110.8	n/a
7-Jun-17	107.1	110.8	97.1
24-May-17	107.2	110.8	95.9
10-May-17	105.8	110.8	n/a
26-Apr-17	109.6	115.5	107.9
12-Apr-17	110.8	115.5	107.9
29-Mar-17	109.9	115.5	110.8
15-Mar-17	110.5	115.5	112.2
1-Mar-17	112.1	115.5	115.3
15-Feb-17	111.9	115.5	121.0
1-Feb-17	110.8	115.5	120.4
18-Jan-17	111.6	115.5	116.2
4-Jan-17	109.5	111.3	113.1
21-Dec-16	109.1	111.3	106.5
7-Dec-16	109.1	111.3	104.4
23-Nov-16	106.9	111.3	99.1
9-Nov-16	107.8	115.5	101.7
26-Oct-16	110.7	115.5	101.7
12-Oct-16	110.6	111.3	96.3
28-Sep-16	102.9	107.1	96.3
14-Sep-16	102.9	107.1	n/a
31-Aug-16	103.3	104.0	93.1
17-Aug-16	98.0	98.7	93.1
3-Aug-16	101.3	98.7	93.1
Jul '16	101.0	98.7	93.4
Jun '16	97.7	98.7	93.7
May '16	96.4	97.6	91.3
Apr '16	95.6	96.3	90.5
Mar '16	94.2	96.2	88.3
Feb '16	91.9	94.3	71.3
Jan '16	99.8	102.4	71.3
Dec '15	107.1	108.3	71.3
Nov '15	109.2	111.8	74.3
Oct '15	109.2	112.8	82.4
Sep '15	109.2	110.8	81.0
Aug '15	114.5	113.5	79.3
Jul '15	114.5	114.3	79.3
Jun '15	114.5	115.2	82.5
May '15	114.5	114.5	85.6
Apr '15	114.5	117.3	84.9
Mar '15	114.5	117.9	84.5
Feb '15	114.5	114.4	84.5
Jan '15	119.2	123.1	87.7
Dec '14	129.7	134.4	91.4
Nov '14	132.3	135.5	92.9
Oct '14	134.4	137.6	89.1
Sep '14	141.8	144.9	85.1
Aug '14	141.8	144.9	84.5

## Residential Heating Fuel Prices — Destruction Bay

	Furnace Oil	Arctic Stove Oil	Propane (500 gallon tank cost)
30-Aug-17	101.4	104.6	-
16-Aug-17	101.4	104.6	-
2-Aug-17	101.4	104.6	-
19-Jul-17	101.4	104.6	-
5-Jul-17	101.4	104.5	-
20-Jun-17	101.4	104.6	-
7-Jun-17	101.4	104.6	-
24-May-17	101.4	104.6	-
10-May-17	101.4	104.6	-
26-Apr-17	106.2	109.3	-
12-Apr-17	106.2	109.3	-
29-Mar-17	106.2	109.3	-
15-Mar-17	106.2	109.3	-
1-Mar-17	106.2	109.3	-
15-Feb-17	106.2	109.3	-
1-Feb-17	106.2	109.3	-
18-Jan-17	106.2	109.3	-
4-Jan-17	102.0	105.1	-
21-Dec-16	102.0	105.1	-
7-Dec-16	102.0	105.1	-
23-Nov-16	102.0	105.1	-
9-Nov-16	106.2	109.3	-
26-Oct-16	106.2	109.3	-
12-Oct-16	102.0	105.1	-
28-Sep-16	97.8	100.9	-
14-Sep-16	97.8	100.9	-
31-Aug-16	94.6	97.8	-
17-Aug-16	89.4	92.5	-
3-Aug-16	89.4	92.5	-
Jul '16	89.4	92.5	-
Jun '16	94.1	92.5	-
May '16	93.3	93.0	-
Apr '16	91.0	93.2	-
Mar '16	88.0	93.3	-
Feb '16	85.7	92.5	-
Jan '16	93.6	98.7	-
Dec '15	100.9	104.1	-
Nov '15	103.0	106.2	-
Oct '15	103.0	106.2	-
Sep '15	103.0	106.2	-
Aug '15	108.3	111.4	-
Jul '15	108.3	111.4	-
Jun '15	108.3	111.4	-
May '15	108.3	111.4	-
Apr '15	108.3	111.4	-
Mar '15	108.3	111.4	-
Feb '15	108.3	111.4	-

## Residential Heating Fuel Prices — Faro

	Furnace Oil	Arctic Stove Oil	Propane (500-gallon tank cost)
30-Aug-17	102.4	105.5	109.6
16-Aug-17	102.4	105.5	109.8
2-Aug-17	102.4	105.5	107.4
19-Jul-17	102.4	105.5	102.7
5-Jul-17	102.4	105.5	97.1
20-Jun-17	102.4	105.5	n/a
7-Jun-17	102.4	105.5	97.1
24-May-17	102.4	105.5	95.9
10-May-17	102.4	105.5	n/a
26-Apr-17	107.1	110.3	107.9
12-Apr-17	107.1	110.3	107.9
29-Mar-17	107.1	110.3	110.8
15-Mar-17	107.1	110.3	112.2
1-Mar-17	107.1	110.3	115.3
15-Feb-17	107.1	110.3	121.0
1-Feb-17	107.1	110.3	120.4
18-Jan-17	107.1	110.3	116.2
4-Jan-17	102.9	106.1	113.1
21-Dec-16	102.9	106.1	106.5
7-Dec-16	102.9	106.1	104.4
23-Nov-16	102.9	106.1	99.1
9-Nov-16	107.1	110.3	101.7
26-Oct-16	107.1	110.3	101.7
12-Oct-16	102.9	106.1	96.3
28-Sep-16	98.7	101.9	96.3
14-Sep-16	98.7	101.9	n/a
31-Aug-16	95.6	98.7	93.1
17-Aug-16	90.3	93.5	93.1
3-Aug-16	90.3	93.5	93.1
Jul '16	90.3	93.5	93.4
Jun '16	90.3	93.5	93.7
May '16	90.3	93.5	91.3
Apr '16	90.3	93.5	90.5
Mar '16	88.9	92.1	88.3
Feb '16	86.7	89.8	71.3
Jan '16	94.6	97.7	71.3
Dec '15	101.9	105.0	71.3
Nov '15	104.0	107.1	74.3
Oct '15	104.0	107.1	82.4
Sep '15	104.0	107.1	81.0
Aug '15	109.2	112.4	79.3
Jul '15	109.2	112.4	79.3
Jun '15	109.2	112.4	82.5
May '15	109.2	112.4	85.6
Apr '15	109.2	112.4	84.9
Mar '15	109.2	112.4	84.5
Feb '15	109.2	112.4	84.5
Jan '15	114.0	117.1	87.7
Dec '14	124.5	127.6	91.4
Nov '14	127.1	130.2	92.9
Oct '14	129.2	132.3	89.1
Sep '14	136.5	139.7	85.1
Aug '14	136.5	139.7	84.5

## Residential Heating Fuel Prices — Haines Junction

	Furnace Oil	Arctic Stove Oil	Propane (500-gallon tank cost)
30-Aug-17	101.2	99.5	109.6
16-Aug-17	99.9	102.7	109.8
2-Aug-17	99.9	99.5	107.4
19-Jul-17	100.5	100.1	102.7
5-Jul-17	98.9	99.5	97.1
20-Jun-17	99.0	99.5	n/a
7-Jun-17	101.8	98.5	97.1
24-May-17	101.9	102.5	95.9
10-May-17	100.5	100.6	n/a
26-Apr-17	104.3	104.5	107.9
12-Apr-17	105.5	104.5	107.9
29-Mar-17	104.6	103.5	110.8
15-Mar-17	105.2	104.5	112.2
1-Mar-17	106.8	104.5	115.3
15-Feb-17	106.6	107.2	121.0
1-Feb-17	105.5	104.5	120.4
18-Jan-17	106.3	103.5	116.2
4-Jan-17	104.2	101.4	113.1
21-Dec-16	103.8	100.9	106.5
7-Dec-16	103.8	100.3	104.4
23-Nov-16	101.6	97.7	99.1
9-Nov-16	102.5	100.6	101.7
26-Oct-16	105.4	103.5	101.7
12-Oct-16	105.3	100.6	96.3
28-Sep-16	97.6	101.4	96.3
14-Sep-16	97.6	102.4	n/a
31-Aug-16	98.0	100.3	93.1
17-Aug-16	92.7	96.9	93.1
3-Aug-16	95.9	96.9	93.1
Jul '16	95.7	98.7	93.4
Jun '16	92.4	96.3	93.7
May '16	91.0	93.3	91.3
Apr '16	88.7	91.4	90.5
Mar '16	85.9	90.7	88.3
Feb '16	83.6	86.5	71.3
Jan '16	91.5	94.4	71.3
Dec '15	98.8	101.1	71.3
Nov '15	100.9	105.5	74.3
Oct '15	100.9	106.1	82.4
Sep '15	100.9	103.9	81.0
Aug '15	106.2	107.1	79.3
Jul '15	106.2	108.4	79.3
Jun '15	106.2	107.9	82.5
May '15	106.2	107.1	85.6
Apr '15	106.2	104.7	84.9
Mar '15	106.2	109.1	84.5
Feb '15	106.2	107.0	84.5
Jan '15	110.9	104.7	87.7
Dec '14	121.4	116.4	91.4
Nov '14	124.0	126.5	92.9
Oct '14	126.1	128.3	89.1
Sep '14	133.5	131.6	85.1
Aug '14	133.5	133.7	84.5



## Residential Heating Fuel Prices — Marsh Lake

	Furnace Oil	Arctic Stove Oil	Propane (500 gallon tank cost)
30-Aug-17	102.0	105.1	-
16-Aug-17	102.0	105.1	-
2-Aug-17	102.0	105.1	-
19-Jul-17	102.0	105.1	-
5-Jul-17	102.0	105.1	-
20-Jun-17	102.0	105.1	-
7-Jun-17	102.0	105.1	-
24-May-17	102.0	105.1	-
10-May-17	102.0	105.1	-
26-Apr-17	106.7	109.8	-
12-Apr-17	106.7	109.8	-
29-Mar-17	106.7	109.8	-
15-Mar-17	106.7	109.8	-
1-Mar-17	106.7	109.8	-
15-Feb-17	106.7	109.8	-
1-Feb-17	106.7	109.8	-
18-Jan-17	106.7	109.8	-
4-Jan-17	102.5	105.6	-
21-Dec-16	102.5	105.6	-
7-Dec-16	102.5	105.6	-
23-Nov-16	102.5	105.6	-
9-Nov-16	106.7	109.8	-
26-Oct-16	106.7	109.8	-
12-Oct-16	102.5	105.6	-
28-Sep-16	98.3	101.4	-
14-Sep-16	98.3	101.4	-
31-Aug-16	95.1	98.3	-
17-Aug-16	89.9	93.0	-
3-Aug-16	89.9	93.0	-
Jul '16	89.9	93.0	-
Jun '16	89.9	93.0	-
May '16	89.9	93.0	-
Apr '16	89.9	93.0	-
Mar '16	88.5	91.6	-
Feb '16	85.7	88.9	-
Jan '16	93.6	96.8	-
Dec '15	100.9	104.1	-
Nov '15	103.0	106.2	-
Oct '15	103.0	106.2	-
Sep '15	103.0	106.2	-
Aug '15	108.3	111.4	-
Jul '15	108.3	111.4	-
Jun '15	108.3	111.4	-
May '15	108.3	111.4	-
Apr '15	108.3	111.4	-
Mar '15	108.3	111.4	-
Feb '15	108.3	111.4	-

## Residential Heating Fuel Prices — Mayo

	Furnace Oil	Arctic Stove Oil	Propane (500-gallon tank cost)
30-Aug-17	109.3	114.5	109.6
16-Aug-17	110.3	117.3	109.8
2-Aug-17	108.5	114.5	107.4
19-Jul-17	108.9	114.5	102.7
5-Jul-17	107.8	114.5	97.1
20-Jun-17	107.9	114.5	n/a
7-Jun-17	109.8	114.5	97.1
24-May-17	109.8	114.5	95.9
10-May-17	108.9	114.5	n/a
26-Apr-17	111.4	116.9	107.9
12-Apr-17	110.8	114.8	107.9
29-Mar-17	111.7	116.9	110.8
15-Mar-17	112.0	116.9	112.2
1-Mar-17	113.1	116.9	115.3
15-Feb-17	111.9	115.3	121.0
1-Feb-17	111.2	115.3	120.4
18-Jan-17	112.0	115.8	116.2
4-Jan-17	111.9	116.1	113.1
21-Dec-16	110.9	114.5	106.5
7-Dec-16	110.9	114.5	104.4
23-Nov-16	109.0	115.5	99.1
9-Nov-16	111.7	119.0	101.7
26-Oct-16	113.3	119.0	101.7
12-Oct-16	112.1	114.8	96.3
28-Sep-16	105.6	110.6	96.3
14-Sep-16	105.6	110.6	n/a
31-Aug-16	103.4	105.3	93.1
17-Aug-16	99.8	102.7	93.1
3-Aug-16	102.0	102.7	93.1
Jul '16	102.6	104.0	93.4
Jun '16	99.7	102.7	93.7
May '16	98.8	101.3	91.3
Apr '16	98.9	99.8	90.5
Mar '16	99.2	99.9	88.3
Feb '16	98.2	98.8	71.3
Jan '16	108.0	108.0	71.3
Dec '15	112.2	112.3	71.3
Nov '15	115.3	115.6	74.3
Oct '15	114.2	116.8	82.4
Sep '15	114.9	115.5	81.0
Aug '15	119.0	117.2	79.3
Jul '15	119.0	117.7	79.3
Jun '15	119.0	118.3	82.5
May '15	118.9	117.4	85.6
Apr '15	119.0	120.5	84.9
Mar '15	118.9	120.0	84.5
Feb '15	119.0	117.8	84.5
Jan '15	117.6	116.7	87.7
Dec '14	129.7	134.8	89.1
Nov '14	140.3	140.3	92.9
Oct '14	142.4	142.4	89.1
Sep '14	149.7	149.7	85.1
Aug '14	149.7	149.7	84.5

## Residential Heating Fuel Prices — Pelly Crossing

	Furnace Oil	Arctic Stove Oil	Propane (500 gallon tank cost)
30-Aug-17	103.8	107.2	-
16-Aug-17	102.5	107.2	-
2-Aug-17	102.5	107.2	-
19-Jul-17	103.2	107.2	-
5-Jul-17	101.5	107.2	-
20-Jun-17	101.7	107.2	-
7-Jun-17	104.4	107.2	-
24-May-17	104.5	107.2	-
10-May-17	103.2	107.2	-
26-Apr-17	106.9	111.9	-
12-Apr-17	108.2	111.9	-
29-Mar-17	107.3	111.9	-
15-Mar-17	107.8	111.9	-
1-Mar-17	109.5	111.9	-
15-Feb-17	109.3	111.9	-
1-Feb-17	108.1	111.9	-
18-Jan-17	108.9	111.9	-
4-Jan-17	106.8	107.7	-
21-Dec-16	106.4	107.7	-
7-Dec-16	106.4	107.7	-
23-Nov-16	104.2	107.7	-
9-Nov-16	105.2	111.9	-
26-Oct-16	108.0	111.9	-
12-Oct-16	107.9	107.7	-
28-Sep-16	100.2	103.5	-
14-Sep-16	100.2	103.5	-
31-Aug-16	100.6	100.4	-
17-Aug-16	95.3	95.1	-
3-Aug-16	98.6	95.1	-
Jul '16	98.3	95.1	-
Jun '16	95.1	95.1	-
May '16	93.7	94.5	-
Apr '16	92.4	93.6	-
Mar '16	90.6	93.5	-
Feb '16	88.3	91.6	-
Jan '16	96.2	99.7	-
Dec '15	103.5	105.6	-
Nov '15	105.6	109.2	-
Oct '15	105.6	109.7	-
Sep '15	105.6	107.8	-
Aug '15	110.9	110.9	-
Jul '15	110.9	111.7	-
Jun '15	110.9	112.5	-
May '15	110.9	112.3	-
Apr '15	110.9	114.0	-
Mar '15	110.9	114.7	-
Feb '15	110.9	112.0	-
Jan '15	-	110.6	-

## Residential Heating Fuel Prices — Ross River

	Furnace Oil	Arctic Stove Oil	Propane (500-gallon tank cost)
30-Aug-17	103.4	106.6	109.6
16-Aug-17	103.4	106.6	109.8
2-Aug-17	103.4	106.6	107.4
19-Jul-17	103.4	106.6	102.7
5-Jul-17	103.4	106.6	97.1
20-Jun-17	103.4	106.6	n/a
7-Jun-17	103.4	106.6	97.1
24-May-17	103.4	106.6	95.9
10-May-17	103.4	106.6	n/a
26-Apr-17	108.2	111.3	107.9
12-Apr-17	108.2	111.3	107.9
29-Mar-17	108.2	111.3	110.8
15-Mar-17	108.2	111.3	112.2
1-Mar-17	108.2	111.3	115.3
15-Feb-17	108.2	111.3	121.0
1-Feb-17	108.2	111.3	120.4
18-Jan-17	108.2	111.3	116.2
4-Jan-17	104.0	107.1	113.1
21-Dec-16	104.0	107.1	106.5
7-Dec-16	104.0	107.1	104.4
23-Nov-16	104.0	107.1	99.1
9-Nov-16	108.2	111.3	101.7
26-Oct-16	108.2	111.3	101.7
12-Oct-16	104.0	107.1	96.3
28-Sep-16	99.8	102.9	96.3
14-Sep-16	99.8	102.9	n/a
31-Aug-16	96.6	99.8	93.1
17-Aug-16	91.4	94.5	93.1
3-Aug-16	91.4	94.5	93.1
Jul '16	91.4	94.5	93.4
Jun '16	91.4	94.5	93.7
May '16	91.4	94.5	91.3
Apr '16	91.4	94.5	90.5
Mar '16	90.0	93.1	88.3
Feb '16	87.7	90.9	71.3
Jan '16	95.6	98.8	71.3
Dec '15	102.9	106.1	71.3
Nov '15	105.0	108.2	74.3
Oct '15	105.0	108.2	82.4
Sep '15	105.0	108.2	81.0
Aug '15	110.9	114.0	79.3
Jul '15	110.9	114.0	79.3
Jun '15	110.9	114.0	82.5
May '15	110.3	113.4	85.6
Apr '15	110.3	113.4	84.9
Mar '15	110.3	113.4	84.5
Feb '15	110.3	113.4	84.5
Jan '15	115.0	118.2	87.7
Dec '14	125.5	128.7	91.4
Nov '14	128.1	131.3	92.9
Oct '14	130.2	133.4	89.1
Sep '14	137.6	140.7	85.1
Aug '14	137.6	140.7	84.5

## Residential Heating Fuel Prices — Stewart Crossing

	Furnace Oil	Arctic Stove Oil	Propane (500-gallon tank cost)
30-Aug-17	104.1	107.2	-
16-Aug-17	104.1	107.2	-
2-Aug-17	104.1	107.2	-
19-Jul-17	104.1	107.2	-
5-Jul-17	104.1	107.2	-
20-Jun-17	104.1	107.2	-
7-Jun-17	104.1	107.2	-
24-May-17	104.1	107.2	-
10-May-17	104.1	107.2	-
26-Apr-17	108.8	111.9	-
12-Apr-17	108.8	111.9	-
29-Mar-17	108.8	111.9	-
15-Mar-17	108.8	111.9	-
1-Mar-17	108.8	111.9	-
15-Feb-17	108.8	111.9	-
1-Feb-17	108.8	111.9	-
18-Jan-17	108.8	111.9	-
4-Jan-17	104.6	107.7	-
21-Dec-16	104.6	107.7	-
7-Dec-16	104.6	107.7	-
23-Nov-16	104.6	107.7	-
9-Nov-16	108.8	111.9	-
26-Oct-16	108.8	111.9	-
12-Oct-16	104.6	107.7	-
28-Sep-16	100.4	103.5	-
14-Sep-16	100.4	103.5	-
31-Aug-16	97.2	100.4	-
17-Aug-16	92.0	95.1	-
3-Aug-16	92.0	95.1	-
Jul '16	92.0	95.1	-
Jun '16	92.0	95.1	-
May '16	92.0	95.1	-
Apr '16	92.0	95.1	-
Mar '16	90.6	93.7	-
Feb '16	88.3	91.5	-
Jan '16	96.2	99.4	-
Dec '15	103.5	106.7	-
Nov '15	105.6	108.8	-
Oct '15	105.6	108.8	-
Sep '15	105.6	108.8	-
Aug '15	110.9	114.0	-
Jul '15	110.9	114.0	-
Jun '15	110.9	114.0	-
May '15	110.9	114.0	-
Apr '15	110.9	114.0	-
Mar '15			
Feb '15	110.9	114.0	-

## Residential Heating Fuel Prices — Tagish & Teslin

	Tagish		
	Furnace Oil	Arctic Stove Oil	Propane (500-gallon tank cost)
30-Aug-17	104.3	104.6	-
16-Aug-17	103.0	110.0	-
2-Aug-17	103.0	110.0	-
19-Jul-17	103.7	110.0	-
5-Jul-17	102.0	110.0	-
20-Jun-17	102.2	110.0	-
7-Jun-17	104.9	110.0	-
24-May-17	105.0	110.0	-
10-May-17	103.7	110.0	-
26-Apr-17	107.5	115.0	-
12-Apr-17	108.7	115.0	-
29-Mar-17	107.8	115.0	-
15-Mar-17	108.3	115.0	-
1-Mar-17	110.0	115.0	-
15-Feb-17	109.8	115.0	-
1-Feb-17	108.6	115.0	-
18-Jan-17	109.4	115.0	-
4-Jan-17	107.3	112.9	-
21-Dec-16	106.9	112.9	-
7-Dec-16	106.9	112.9	-
23-Nov-16	104.7	105.1	-
9-Nov-16	105.7	115.0	-
26-Oct-16	108.5	115.0	-
12-Oct-16	108.5	112.9	-
28-Sep-16	100.7	103.0	-
14-Sep-16	100.7	103.0	-
31-Aug-16	99.1	101.4	-
17-Aug-16	93.7	98.8	-
3-Aug-16	97.0	98.8	-
Jul '16	96.7	98.8	-
Jun '16	93.4	98.8	-
May '16	92.1	97.7	-
Apr '16	90.3	96.3	-
Mar '16	88.0	96.2	-
Feb '16	85.7	95.0	-
Jan '16	93.6	103.9	-
Dec '15	100.9	109.6	-
Nov '15	103.0	112.0	-
Oct '15	103.0	113.2	-
Sep '15	103.0	112.9	-
Aug '15	108.3	114.2	-
Jul '15	108.3	114.7	-
Jun '15	108.3	115.3	-
May '15	108.3	117.2	-
Apr '15	108.3	115.5	-
Mar '15	108.3	119.3	-
Feb '15	108.3	113.6	-
Jan '15	-	124.4	-
Dec '14	-	136.5	-
Nov '14	-	142.8	-
Oct '14	-	147.0	-
Sep '14	-	149.1	-
Aug '14	-	149.1	-

	Teslin		
	Furnace Oil	Arctic Stove Oil	Propane (500-gallon tank cost)
30-Aug-17	102.6	105.3	109.6
16-Aug-17	101.3	105.3	109.8
2-Aug-17	101.1	105.3	107.4
19-Jul-17	102.0	105.3	102.7
5-Jul-17	100.3	105.3	97.1
20-Jun-17	100.4	105.3	n/a
7-Jun-17	103.2	105.3	97.1
24-May-17	103.3	105.3	95.9
10-May-17	102.0	105.3	n/a
26-Apr-17	105.7	110.0	107.9
12-Apr-17	106.9	110.0	107.9
29-Mar-17	106.1	110.0	110.8
15-Mar-17	106.6	110.0	112.2
1-Mar-17	108.3	110.0	115.3
15-Feb-17	108.0	110.0	121.0
1-Feb-17	106.9	110.0	120.4
18-Jan-17	107.7	110.0	116.2
4-Jan-17	105.6	105.8	113.1
21-Dec-16	105.2	105.8	106.5
7-Dec-16	105.2	105.8	104.4
23-Nov-16	103.0	105.8	99.1
9-Nov-16	104.0	110.0	101.7
26-Oct-16	106.7	110.0	101.7
12-Oct-16	106.7	105.8	96.3
28-Sep-16	99.0	101.6	96.3
14-Sep-16	99.0	101.6	n/a
31-Aug-16	99.4	98.5	93.1
17-Aug-16	94.1	93.2	93.1
3-Aug-16	97.3	93.2	93.1
Jul '16	97.1	93.2	93.4
Jun '16	93.8	93.2	93.7
May '16	92.4	92.9	91.3
Apr '16	90.1	93.1	88.4
Mar '16	88.7	92.2	88.3
Feb '16	86.4	90.4	71.3
Jan '16	94.3	98.5	71.3
Dec '15	101.6	104.4	71.3
Nov '15	103.7	107.9	74.3
Oct '15	103.7	108.1	82.4
Sep '15	103.7	106.4	81.0
Aug '15	109.0	109.6	79.3
Jul '15	109.0	110.4	79.3
Jun '15	109.0	111.3	82.5
May '15	109.0	111.4	85.6
Apr '15	109.0	112.0	84.9
Mar '15	109.0	112.9	84.5
Feb '15	109.0	110.3	84.5
Jan '15	113.8	115.4	87.7
Dec '14	124.3	127.5	91.4
Nov '14	126.9	130.1	92.9
Oct '14	129.0	132.2	89.1
Sep '14	136.4	139.5	85.1
Aug '14	136.4	139.5	84.5

## Residential Heating Fuel Prices — Watson Lake

	Furnace Oil	Arctic Stove Oil	Propane (500-gallon tank cost)
30-Aug-17	104.9	104.5	109.6
16-Aug-17	103.6	104.5	109.8
2-Aug-17	103.6	104.5	107.4
19-Jul-17	104.3	104.5	102.7
5-Jul-17	102.5	104.5	97.1
20-Jun-17	102.7	104.5	n/a
7-Jun-17	105.5	104.5	97.1
24-May-17	105.5	104.5	95.9
10-May-17	104.2	104.5	n/a
26-Apr-17	108.0	109.2	107.9
12-Apr-17	109.2	109.2	107.9
29-Mar-17	108.3	109.2	110.8
15-Mar-17	108.8	109.2	112.2
1-Mar-17	110.5	109.2	115.3
15-Feb-17	110.3	109.2	121.0
1-Feb-17	109.1	109.2	120.4
18-Jan-17	109.9	109.2	116.2
4-Jan-17	107.8	105.0	113.1
21-Dec-16	107.5	105.0	106.5
7-Dec-16	107.5	105.0	104.4
23-Nov-16	105.3	105.0	99.1
9-Nov-16	106.2	109.2	101.7
26-Oct-16	109.0	109.2	101.7
12-Oct-16	109.0	105.0	96.3
28-Sep-16	101.3	100.8	96.3
14-Sep-16	101.3	100.8	n/a
31-Aug-16	101.7	97.7	93.1
17-Aug-16	96.3	92.4	93.1
3-Aug-16	99.6	92.4	93.1

	Furnace Oil	Arctic Stove Oil	Propane (500-gallon tank cost)
Jul '16	99.4	92.4	93.4
Jun '16	96.1	92.4	93.7
May '16	94.7	93.6	91.3
Apr '16	91.6	94.6	90.5
Mar '16	87.9	94.6	88.3
Feb '16	85.6	92.6	71.3
Jan '16	93.0	99.5	71.3

Dec '15	100.8	106.4	71.3
Nov '15	109.2	113.5	74.3
Oct '15	109.2	113.5	82.4
Sep '15	106.2	110.0	81.0
Aug '15	107.2	111.5	79.3
Jul '15	107.6	112.3	79.3
Jun '15	109.3	114.0	82.5
May '15	111.7	115.9	85.6
Apr '15	108.8	113.0	84.9
Mar '15	118.6	119.6	84.5
Feb '15	117.3	118.7	84.5
Jan '15	115.7	118.5	87.7

Dec '14	127.6	130.3	91.4
Nov '14	136.9	139.7	92.9
Oct '14	134.3	137.1	89.1
Sep '14	138.2	141.0	85.1
Aug '14	138.3	141.1	84.5

Information collected by Yukon Bureau of Statistics  
for the Department of Energy, Mines and Resources.

Next release: September 28, 2017