



Retail Motor Fuel Prices in Yukon

Average Prices as of February 17th, 2016

	Self-serve			% Change Feb 18, 2015 to Feb 17, 2016		
	regular	premium	diesel	regular	premium	diesel
Whitehorse	91.5	103.2	97.8	-9.4%	-5.9%	-23.6%
Beaver Creek	123.9	140.9	129.9	-13.3%	-15.1%	-23.5%
Burwash Landing	n/a	n/a	n/a	n/a	n/a	n/a
Carcross	109.9	-	115.9	0.0%	-	-17.2%
Carmacks	95.9	105.9	99.9	-15.1%	-13.8%	-25.9%
Dawson City	119.5	126.5	143.8	-3.4%	-2.8%	-8.6%
Destruction Bay	104.9	114.9	107.9	-16.0%	-14.8%	-23.4%
Eagle Plains	150.0	-	150.0	-2.6%	-	-8.5%
Faro	95.9	-	99.9	-16.5%	-	-27.0%
Haines Junction	97.2	102.4	106.9	-8.0%	-8.1%	-18.2%
Mayo	102.9	-	109.9	-4.6%	-	-21.4%
Pelly Crossing	104.9	-	111.9	-11.0%	-	-29.1%
Ross River	99.9	-	105.9	-4.9%	-	-7.9%
Stewart Crossing	101.9	107.9	109.9	-13.6%	-13.0%	-25.7%
Jake's Corner	91.8	104.8	112.8	-13.7%	-16.0%	-14.8%
Teslin	99.9	109.9	105.9	-12.3%	-11.3%	-20.3%
Watson Lake	85.4	106.9	94.4	-15.8%	-5.7%	-22.9%

As of February 17th, 2016, average **regular self-serve** motor fuel prices ranged from 85.4¢ per litre in Watson Lake to 150.0¢ per litre in Eagle Plains; a difference of 64.6¢. In communities offering **premium self-serve** motor fuel, prices ranged from 102.4¢ in Haines Junction to 140.9¢ in Beaver Creek; a difference of 38.5¢. **Diesel self-serve** prices ranged from 94.4¢ in Watson Lake to 150.0¢ in Eagle Plains; a difference of 55.6¢ per litre.

Comparing February 17th, 2016 to February 18th, 2015, **regular self-serve** motor fuel prices decreased in almost all Yukon communities ranging from -2.6% in Eagle Plains to -15.8% in Watson Lake. The prices remained unchanged in Carcross. **Premium self-serve** prices as well as **Diesel self-serve** prices decreased in all Yukon communities.

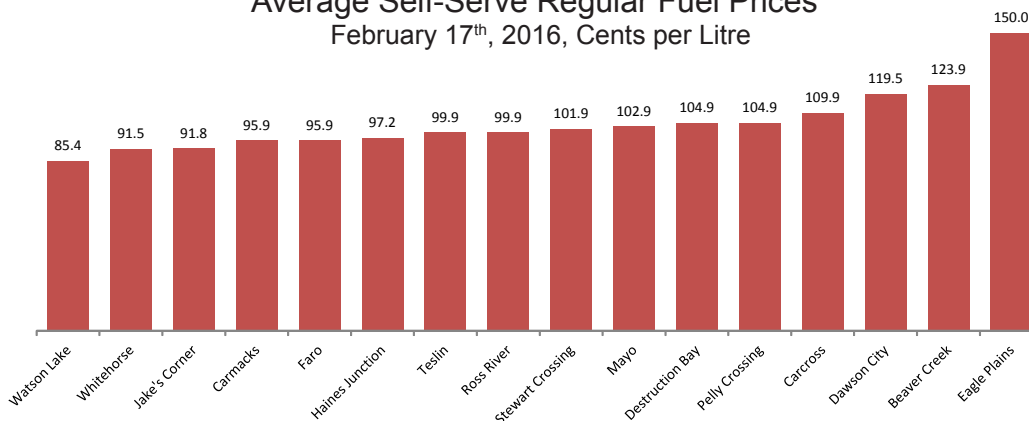
	Full-serve				% Change Feb 18, 2015 to Feb 17, 2016			
	regular	premium	diesel	propane	regular	premium	diesel	propane
Whitehorse	92.7	110.7	105.9	88.5	-11.6%	-7.3%	-18.8%	-8.7%
Dawson City	-	-	-	135.0	-	-	-	0.0%
Destruction Bay	-	-	-	126.9	-	-	-	0.0%
Eagle Plains	-	-	-	140.0	-	-	-	0.0%
Haines Junction	-	-	-	100.0	-	-	-	-13.0%
Mayo	109.9	-	119.9	-	-6.8%	-	-16.1%	-
Jake's Corner	-	-	-	100.0	-	-	-	-9.1%
Teslin	-	-	-	109.5	-	-	-	-4.8%
Watson Lake	-	-	-	105.9	-	-	-	-19.1%

In communities offering **full-serve propane** fuel services, prices ranged from 88.5¢ per litre in Whitehorse to 140.0¢ per litre in Eagle Plains; a difference of 51.5¢. Year-over-year, the price of full-serve propane decreased in five Yukon communities (Whitehorse, Haines Junction, Jake's Corner, Teslin and Watson Lake), and remained the same in Dawson City, Destruction Bay, and Eagle Plains.

Notes:

All prices are Canadian cents per litre, including all applicable taxes.
 "-" Indicates this service was not available in this community at this time.
 "n/a" indicates this information was not available for the reporting period.

Average Self-Serve Regular Fuel Prices*
February 17th, 2016, Cents per Litre



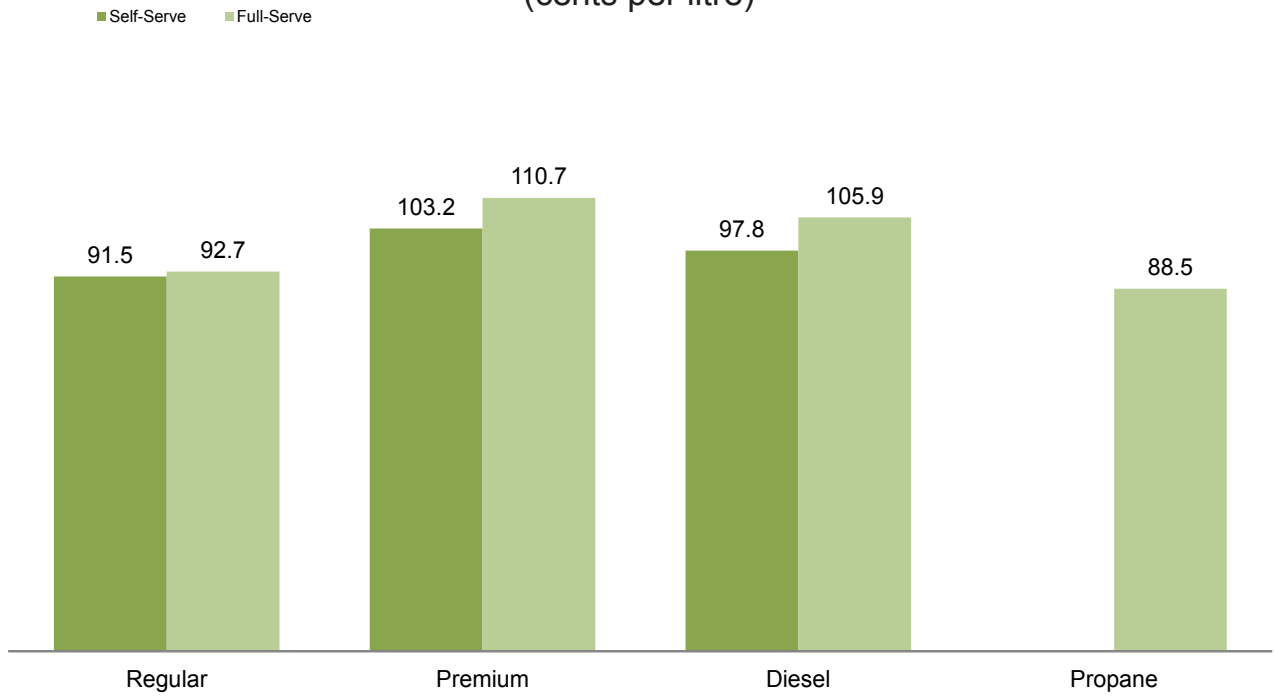
*Data for Burwash Landing was not available.

Retail Motor Fuel Prices — Whitehorse

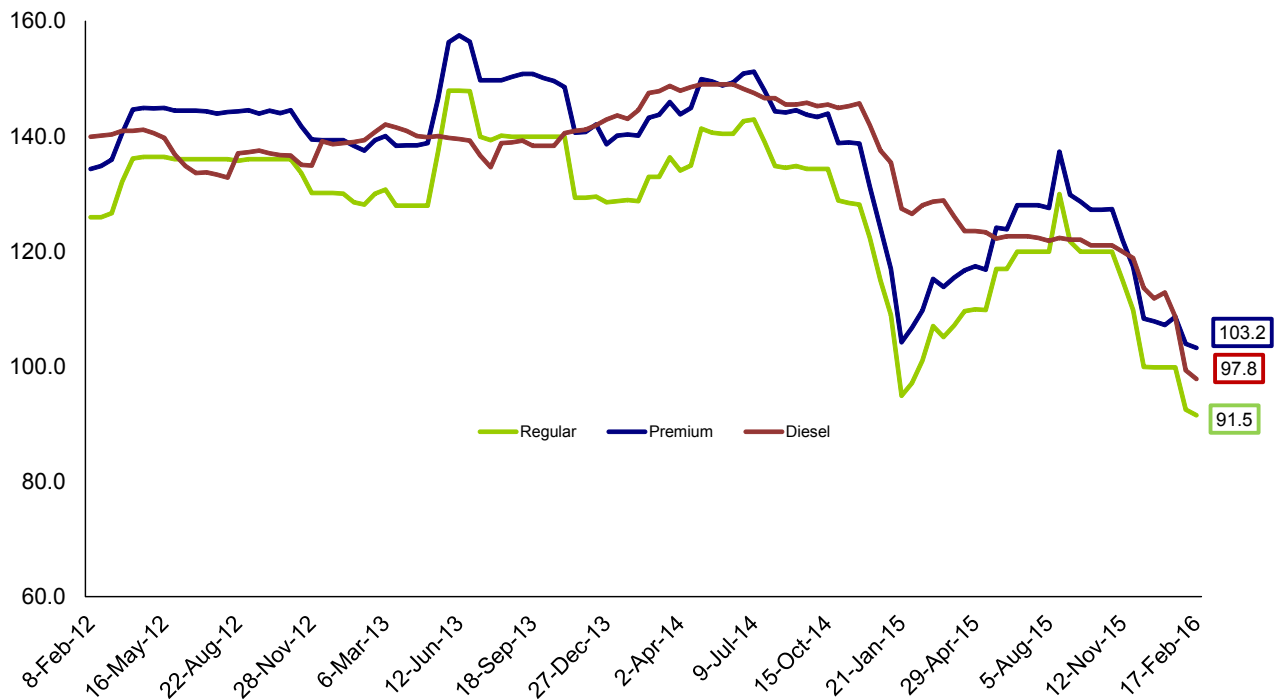
	Self-serve			Full-serve			
	regular	premium	diesel	regular	premium	diesel	propane
17-Feb-16	91.5	103.2	97.8	92.7	110.7	105.9	88.5
3-Feb-16	92.5	103.9	99.3	94.7	111.4	105.4	94.6
20-Jan-16	99.8	108.6	108.6	99.9	120.4	115.2	94.3
6-Jan-16	99.8	107.2	112.8	101.2	118.7	117.7	94.3
22-Dec-15	99.8	107.8	111.8	101.2	119.7	117.7	95.3
9-Dec-15	99.9	108.3	113.6	102.4	121.9	121.9	94.6
25-Nov-15	109.8	117.3	118.8	112.4	126.9	122.4	93.6
12-Nov-15	114.9	121.9	119.9	117.4	128.9	123.4	94.3
28-Oct-15	119.9	127.3	121.0	119.9	131.7	123.9	94.6
14-Oct-15	119.9	127.2	121.0	119.9	131.7	123.9	93.0
30-Sep-15	119.9	127.2	121.0	122.4	133.9	123.9	94.0
16-Sep-15	119.9	128.6	122.0	122.2	134.2	123.9	94.0
2-Sep-15	121.7	129.8	122.0	123.9	135.9	123.9	93.6
19-Aug-15	129.9	137.3	122.3	129.7	139.2	123.9	94.6
5-Aug-15	119.9	127.5	121.8	122.4	132.7	123.9	94.6
22-Jul-15	119.9	128.0	122.3	122.4	133.7	123.9	94.6
8-Jul-15	119.9	128.0	122.6	122.2	132.7	124.4	93.3
24-Jun-15	119.9	128.0	122.6	122.2	133.7	124.4	97.3
10-Jun-15	116.9	123.8	122.6	117.7	129.2	131.2	97.3
27-May-15	116.9	124.1	122.2	117.7	129.4	131.2	96.3
13-May-15	109.8	116.8	123.3	110.7	125.4	132.7	96.3
29-Apr-15	109.9	117.4	123.5	110.7	125.4	132.7	96.3
15-Apr-15	109.6	116.7	123.5	110.7	125.4	132.7	97.9
1-Apr-15	107.1	115.4	126.0	109.4	123.9	132.4	97.9
18-Mar-15	105.1	113.8	128.8	108.2	124.2	132.4	97.9
4-Mar-15	107.0	115.2	128.6	109.4	124.2	133.9	97.9
18-Feb-15	101.0	109.7	128.0	104.9	119.4	130.4	96.9
4-Feb-15	97.1	106.7	126.5	98.7	117.7	130.4	96.6
Jan '15	101.9	110.6	131.4	103.3	121.4	134.2	98.1
Dec '14	118.6	127.6	139.7	119.6	132.0	141.5	98.5
Nov '14	128.3	138.8	145.5	129.3	143.4	146.9	103.0
Oct '14	132.5	142.0	145.2	134.9	145.9	148.6	105.0
Sep '14	134.6	144.1	145.7	137.2	147.7	148.9	103.7
Aug '14	134.7	144.2	146.1	137.2	147.7	148.9	103.8
Jul '14	141.0	149.6	147.1	142.8	150.5	149.3	105.1
Jun '14	141.5	150.1	148.6	143.1	151.6	151.8	116.6
May '14	140.5	149.2	149.0	142.2	150.8	152.2	119.2
Apr '14	136.7	146.2	148.5	137.9	149.2	151.9	119.3
Mar '14	134.6	144.8	148.3	135.1	148.3	153.6	121.6
Feb '14	130.8	141.7	146.0	131.2	147.3	147.1	120.0
Jan '14	128.8	140.2	143.3	129.4	146.7	143.2	111.8
Dec '13	129.0	140.3	142.4	129.7	145.2	140.7	109.4
Nov '13	129.3	140.7	141.0	131.7	147.0	140.7	106.5
Oct '13	139.9	149.4	139.0	139.9	151.1	139.6	104.9
Sep '13	139.9	150.8	138.8	139.9	151.9	139.4	104.3
Aug '13	140.0	150.0	138.9	139.9	151.9	139.3	102.3
Jul '13	139.6	149.7	135.6	140.7	152.6	140.3	101.4
Jun '13	147.9	157.0	139.4	148.2	155.7	142.2	101.4
May '13	137.7	147.2	139.8	137.9	149.4	140.8	101.0
Apr '13	127.9	138.4	140.5	129.7	144.7	140.5	100.8
Mar '13	129.3	139.2	141.8	131.5	144.7	140.3	100.9
Feb '13	129.1	138.4	140.0	129.3	142.2	137.4	100.7

Retail Motor Fuel Prices — Whitehorse

Average Fuel Prices, as of February 17th, 2016
(cents per litre)



Average Self-Serve Bi-weekly Fuel Prices,
February 2012 - February 2016
(cents per litre)



Retail Motor Fuel Prices - Beaver Creek & Burwash Landing

	Beaver Creek Self-serve				Burwash Landing Self-serve				Burwash Landing	
	regular	premium	diesel		regular	premium	diesel		regular	diesel
17-Feb-16	123.9	140.9	129.9	17-Feb-16	n/a	n/a	n/a	17-Feb-16	-	-
3-Feb-16	139.9	142.9	144.9	3-Feb-16	99.9	109.9	105.9	3-Feb-16	-	-
20-Jan-16	n/a	n/a	n/a	20-Jan-16	n/a	n/a	n/a	20-Jan-16	-	-
6-Jan-16	139.9	152.9	149.9	6-Jan-16	n/a	n/a	n/a	6-Jan-16	-	-
22-Dec-15	139.9	152.9	149.9	22-Dec-15	119.9	129.9	120.9	22-Dec-15	-	-
9-Dec-15	154.9	167.9	159.9	9-Dec-15	n/a	n/a	n/a	9-Dec-15	-	-
25-Nov-15	154.9	167.9	159.9	25-Nov-15	n/a	n/a	n/a	25-Nov-15	-	-
12-Nov-15	154.9	167.9	159.9	12-Nov-15	129.9	139.9	129.9	12-Nov-15	-	-
28-Oct-15	154.9	167.9	159.9	28-Oct-15	129.9	139.9	120.9	28-Oct-15	-	-
14-Oct-15	150.2	167.9	166.6	14-Oct-15	n/a	n/a	n/a	14-Oct-15	-	-
30-Sep-15	147.2	167.9	166.6	30-Sep-15	129.9	139.9	120.9	30-Sep-15	-	-
16-Sep-15	150.2	167.9	166.6	16-Sep-15	129.9	139.9	120.9	16-Sep-15	-	-
2-Sep-15	150.2	167.9	166.6	2-Sep-15	132.9	142.9	120.9	2-Sep-15	-	-
19-Aug-15	150.2	167.9	166.6	19-Aug-15	132.9	142.9	120.9	19-Aug-15	-	-
5-Aug-15	150.2	167.9	166.6	5-Aug-15	-	-	-	5-Aug-15	-	-
22-Jul-15	150.2	167.9	166.6	22-Jul-15	-	-	-	22-Jul-15	-	-
8-Jul-15	147.9	167.9	166.6	8-Jul-15	-	-	-	8-Jul-15	-	-
24-Jun-15	143.6	167.9	163.2	24-Jun-15	-	-	-	24-Jun-15	-	-
10-Jun-15	138.6	152.9	166.6	10-Jun-15	-	-	-	10-Jun-15	-	-
27-May-15	136.9	152.9	168.2	27-May-15	-	-	-	27-May-15	-	-
13-May-15	138.9	152.9	158.9	13-May-15	-	-	-	13-May-15	-	-
29-Apr-15	143.9	152.9	169.2	29-Apr-15	-	-	-	29-Apr-15	-	-
15-Apr-15	139.9	152.9	159.9	15-Apr-15	-	-	-	15-Apr-15	-	-
1-Apr-15	139.9	n/a	n/a	1-Apr-15	-	-	-	1-Apr-15	-	-
18-Mar-15	142.9	165.9	169.9	18-Mar-15	-	-	-	18-Mar-15	-	-
4-Mar-15	142.9	165.9	169.9	4-Mar-15	-	-	-	4-Mar-15	-	-
18-Feb-15	142.9	165.9	169.9	18-Feb-15	-	-	-	18-Feb-15	-	-
4-Feb-15	142.9	165.9	169.9	4-Feb-15	-	-	-	4-Feb-15	-	-
Jan '15	147.9	165.9	169.9	Jan '15	-	-	-	Jan '15	-	-
Dec '14	160.4	173.9	173.4	Dec '14	-	-	-	Dec '14	-	-
Nov '14	167.9	181.9	176.9	Nov '14	-	-	-	Nov '14	-	-
Oct '14	165.9	181.9	179.0	Oct '14	-	-	-	Oct '14	-	-
Sep '14	165.9	181.9	180.6	Sep '14	-	-	-	Sep '14	-	-
Aug '14	166.3	181.9	180.6	Aug '14	-	-	-	Aug '14	-	-
Jul '14	166.6	181.9	178.6	Jul '14	-	-	-	Jul '14	-	-
Jun '14	165.9	179.9	180.6	Jun '14	-	-	-	Jun '14	-	-
May '14	169.3	184.9	186.4	May '14	-	-	-	May '14	-	-
Apr '14	169.9	182.9	189.9	Apr '14	-	-	-	Apr '14	-	-
Mar '14	169.9	182.9	189.9	Mar '14	-	-	-	Mar '14	-	-
Feb '14	169.9	182.9	184.9	Feb '14	-	-	-	Feb '14	-	-
Jan '14	169.9	182.9	179.9	Jan '14	-	-	-	Jan '14	-	-
Dec '13	169.9	182.9	179.9	Dec '13	-	-	-	Dec '13	-	-
Nov '13	169.9	182.9	177.4	Nov '13	-	-	-	Nov '13	-	-
Oct '13	173.2	186.9	167.4	Oct '13	-	-	-	Oct '13	149.9	149.9
Sep '13	174.4	188.9	166.6	Sep '13	-	-	-	Sep '13	149.9	149.9
Aug '13	173.4	188.9	165.1	Aug '13	-	-	-	Aug '13	149.9	149.9
Jul '13	174.2	188.9	164.2	Jul '13	-	-	-	Jul '13	164.9	149.9
Jun '13	167.8	183.4	167.4	Jun '13	-	-	-	Jun '13	165.4	149.9
May '13	157.7	169.9	164.9	May '13	-	-	-	May '13	165.9	149.9
Apr '13	156.9	169.9	166.9	Apr '13	-	-	-	Apr '13	-	-
Mar '13	156.9	169.9	166.9	Mar '13	-	-	-	Mar '13	-	-
Feb '13	156.9	169.9	158.9	Feb '13	-	-	-	Feb '13	-	-

Retail Motor Fuel Prices — Carcross & Carmacks

	Carcross Self-serve				Carmacks Self-serve		
	regular	premium	diesel		regular	premium	diesel
17-Feb-16	109.9	-	115.9	17-Feb-16	95.9	105.9	99.9
3-Feb-16	109.9	-	115.9	3-Feb-16	95.9	105.9	99.9
20-Jan-16	114.9	-	125.9	20-Jan-16	109.9	119.9	114.9
6-Jan-16	121.9	-	129.9	6-Jan-16	104.9	114.9	114.9
22-Dec-15	121.9	-	129.9	22-Dec-15	104.9	114.9	114.9
9-Dec-15	121.9	-	129.9	9-Dec-15	114.9	124.9	124.9
25-Nov-15	129.9	-	134.9	25-Nov-15	124.9	134.9	124.9
12-Nov-15	134.9	-	134.9	12-Nov-15	124.9	134.9	124.9
28-Oct-15	139.9	-	139.9	28-Oct-15	134.9	144.9	129.9
14-Oct-15	139.9	-	139.9	14-Oct-15	134.9	144.9	124.4
30-Sep-15	139.9	-	139.9	30-Sep-15	124.9	132.9	128.9
16-Sep-15	139.9	-	139.9	16-Sep-15	129.9	136.4	124.4
2-Sep-15	139.9	-	139.9	2-Sep-15	134.9	141.4	124.4
19-Aug-15	139.9	-	139.9	19-Aug-15	129.9	136.4	122.4
5-Aug-15	139.9	-	139.9	5-Aug-15	129.9	136.4	125.4
22-Jul-15	139.9	-	139.9	22-Jul-15	134.9	141.4	125.4
8-Jul-15	139.9	-	139.9	8-Jul-15	135.9	139.9	131.9
24-Jun-15	139.9	-	139.9	24-Jun-15	135.9	142.9	127.4
10-Jun-15	134.9	-	139.9	10-Jun-15	129.9	137.4	126.4
27-May-15	129.9	-	139.9	27-May-15	120.9	131.4	126.4
13-May-15	119.9	-	139.9	13-May-15	117.9	123.9	126.4
29-Apr-15	119.9	-	139.9	29-Apr-15	113.9	123.9	126.4
15-Apr-15	119.9	-	144.9	15-Apr-15	118.9	128.9	128.9
1-Apr-15	119.9	-	144.9	1-Apr-15	118.9	128.9	139.9
18-Mar-15	114.9	-	144.9	18-Mar-15	116.9	126.9	139.9
4-Mar-15	114.9	-	139.9	4-Mar-15	116.9	126.9	139.9
18-Feb-15	109.9	-	139.9	18-Feb-15	112.9	122.9	134.9
4-Feb-15	109.9	-	139.9	4-Feb-15	99.9	109.9	134.9
Jan '15	117.4	-	144.9	Jan '15	109.9	119.9	141.4
Dec '14	132.4	-	152.4	Dec '14	126.4	136.4	150.4
Nov '14	139.9	-	154.9	Nov '14	139.9	149.9	149.9
Oct '14	146.6	-	154.9	Oct '14	142.9	157.2	158.9
Sep '14	149.9	-	157.4	Sep '14	146.9	161.9	167.9
Aug '14	151.9	-	157.4	Aug '14	150.4	161.9	167.9
Jul '14	153.9	-	159.9	Jul '14	153.9	161.9	167.9
Jun '14	153.9	-	159.9	Jun '14	153.9	161.9	167.9
May '14	153.9	-	159.9	May '14	153.9	160.9	167.9
Apr '14	151.2	-	159.9	Apr '14	149.9	159.9	167.9
Mar '14	149.9	-	157.4	Mar '14	143.9	153.9	174.9
Feb '14	147.4	-	157.4	Feb '14	139.9	149.9	170.4
Jan '14	144.9	-	154.9	Jan '14	139.9	149.9	163.9
Dec '13	149.9	-	154.9	Dec '13	139.9	149.9	158.9
Nov '13	149.9	-	154.9	Nov '13	144.9	154.9	159.9
Oct '13	149.9	-	151.6	Oct '13	148.2	159.9	153.2
Sep '13	152.4	-	149.9	Sep '13	149.9	159.9	147.4
Aug '13	154.9	-	149.9	Aug '13	148.7	160.2	147.4
Jul '13	154.9	-	149.9	Jul '13	149.9	159.9	147.4
Jun '13	154.9	-	149.9	Jun '13	159.9	167.4	148.7
May '13	146.9	-	145.9	May '13	148.2	157.2	145.4
Apr '13	139.9	-	145.9	Apr '13	139.9	149.9	151.9
Mar '13	139.9	-	145.9	Mar '13	139.9	149.9	153.9
Feb '13	139.9	-	145.9	Feb '13	137.9	148.9	151.9

Retail Motor Fuel Prices — Dawson City & Destruction Bay

	Dawson City Self-serve			Full-serve
	regular	premium	diesel	propane
17-Feb-16	119.5	126.5	143.8	135.0
3-Feb-16	119.5	126.5	143.8	135.0
20-Jan-16	119.5	126.5	143.8	n/a
6-Jan-16	122.7	130.7	139.9	135.0
22-Dec-15	122.7	130.7	139.9	135.0
9-Dec-15	132.2	139.2	147.9	135.0
25-Nov-15	137.9	144.4	147.9	135.0
12-Nov-15	139.7	146.7	149.3	135.0
28-Oct-15	139.7	146.7	149.3	n/a
14-Oct-15	139.7	146.7	149.3	n/a
30-Sep-15	132.2	140.7	136.3	n/a
16-Sep-15	144.7	151.2	149.8	135.0
2-Sep-15	149.7	156.2	149.8	135.0
19-Aug-15	144.7	151.2	147.8	135.0
5-Aug-15	139.7	147.8	146.7	135.0
22-Jul-15	139.7	146.7	147.8	135.0
8-Jul-15	137.7	145.7	147.8	135.0
24-Jun-15	136.2	141.7	147.8	135.0
10-Jun-15	136.2	144.2	147.8	135.0
27-May-15	128.7	135.2	152.8	135.0
13-May-15	126.2	132.7	157.4	135.0
29-Apr-15	126.2	132.7	157.4	130.0
15-Apr-15	126.2	132.7	157.4	130.0
1-Apr-15	126.2	132.7	157.4	130.0
18-Mar-15	123.7	130.2	157.4	135.0
4-Mar-15	123.7	130.2	157.4	135.0
18-Feb-15	123.7	130.2	157.4	135.0
4-Feb-15	126.9	133.9	157.9	n/a
Jan '15	134.1	141.3	161.2	135.0
Dec '14	145.2	153.5	168.2	135.0
Nov '14	148.3	157.4	166.9	135.0
Oct '14	157.7	166.7	168.9	135.0
Sep '14	159.2	166.7	168.9	135.0
Aug '14	159.2	166.7	168.9	135.0
Jul '14	159.8	167.3	169.2	135.0
Jun '14	155.0	163.0	167.2	135.0
May '14	154.2	161.7	165.9	135.0
Apr '14	152.2	159.7	167.4	135.0
Mar '14	150.7	157.7	166.9	130.0
Feb '14	149.6	156.6	167.6	135.0
Jan '14	148.5	155.3	167.7	n/a
Dec '13	154.0	162.3	163.4	120.0
Nov '13	157.1	165.6	163.1	120.0
Oct '13	160.1	168.9	161.9	120.0
Sep '13	162.9	168.4	162.4	120.0
Aug '13	162.9	168.4	162.4	120.0
Jul '13	164.8	170.3	162.7	120.0
Jun '13	166.8	172.3	162.9	120.0
May '13	155.4	162.4	165.2	120.0
Apr '13	145.7	157.1	152.5	120.0
Mar '13	142.1	155.2	157.9	n/a
Feb '13	143.5	155.6	150.6	120.0

	Destruction Bay Self-serve			Full-serve
	regular	premium	diesel	propane
17-Feb-16	104.9	114.9	107.9	126.9
3-Feb-16	118.9	128.9	111.9	126.9
20-Jan-16	118.9	128.9	111.9	126.9
6-Jan-16	121.9	131.9	119.9	126.9
22-Dec-15	121.9	131.9	119.9	126.9
9-Dec-15	121.9	131.9	124.9	126.9
25-Nov-15	131.9	141.9	124.9	126.9
12-Nov-15	131.9	141.9	131.9	130.0
28-Oct-15	140.9	150.9	131.9	126.9
14-Oct-15	140.9	150.9	131.9	126.9
30-Sep-15	138.9	148.9	122.9	126.9
16-Sep-15	129.9	139.9	122.9	130.0
2-Sep-15	134.9	144.9	122.9	130.0
19-Aug-15	149.9	159.9	122.9	130.0
5-Aug-15	137.9	147.9	121.9	130.0
22-Jul-15	138.9	148.9	121.9	130.0
8-Jul-15	137.9	147.9	123.9	130.0
24-Jun-15	138.9	148.9	123.9	130.0
10-Jun-15	134.9	144.9	127.9	130.0
27-May-15	133.9	143.9	127.9	126.9
13-May-15	129.9	139.9	129.9	126.9
29-Apr-15	133.9	143.9	129.9	126.9
15-Apr-15	125.9	135.9	129.9	126.9
1-Apr-15	125.9	135.9	129.9	126.7
18-Mar-15	123.9	133.9	138.9	126.7
4-Mar-15	123.9	133.9	138.9	126.9
18-Feb-15	124.9	134.9	140.9	126.9
4-Feb-15	121.9	131.9	137.9	126.9
Jan '15	121.9	131.9	135.4	129.9
Dec '14	128.9	138.9	155.9	132.9
Nov '14	139.9	154.9	164.4	132.9
Oct '14	148.9	159.6	152.2	125.6
Sep '14	153.9	163.9	153.9	124.9
Aug '14	152.9	162.9	152.9	124.9
Jul '14	154.9	164.9	156.9	129.9
Jun '14	158.9	168.9	159.4	129.9
May '14	157.4	167.4	169.9	140.0
Apr '14	154.9	164.9	172.9	134.6
Mar '14	153.9	163.9	173.4	143.9
Feb '14	145.9	155.9	172.9	124.9
Jan '14	140.9	150.9	167.9	105.9
Dec '13	141.9	151.9	163.4	105.9
Nov '13	143.4	153.4	158.9	105.9
Oct '13	142.9	152.9	153.6	105.9
Sep '13	147.9	157.9	148.9	105.9
Aug '13	146.9	156.9	142.4	108.0
Jul '13	149.9	159.9	140.9	110.0
Jun '13	155.8	165.9	141.9	110.0
May '13	152.9	162.9	144.9	108.6
Apr '13	146.9	156.9	146.9	106.9
Mar '13	146.9	156.9	152.4	105.9
Feb '13	143.4	153.4	153.4	105.9

Retail Motor Fuel Prices — Eagle Plains & Faro

	Eagle Plains			
	Self-Serve			Full-serve
	regular	premium	diesel	propane
17-Feb-16	150.0	-	150.0	140.0
3-Feb-16	150.0	-	150.0	140.0
20-Jan-16	150.0	-	150.0	140.0
6-Jan-16	150.0	-	160.0	140.0
22-Dec-15	150.0	-	155.0	140.0
9-Dec-15	150.0	-	160.0	140.0
25-Nov-15	150.0	-	160.0	140.0
12-Nov-15	150.0	-	160.0	140.0
28-Oct-15	150.0	-	155.0	140.0
14-Oct-15	150.0	-	155.0	140.0
30-Sep-15	150.0	-	155.0	140.0
16-Sep-15	150.0	-	155.0	140.0
2-Sep-15	150.0	-	155.0	140.0
19-Aug-15	150.0	-	155.0	140.0
5-Aug-15	150.0	-	155.0	140.0
22-Jul-15	150.0	-	160.0	140.0
8-Jul-15	150.0	-	155.0	140.0
24-Jun-15	150.0	-	160.0	140.0
10-Jun-15	155.0	-	150.0	140.0
27-May-15	150.0	-	160.0	140.0
13-May-15	150.0	-	160.0	140.0
29-Apr-15	150.0	-	155.0	140.0
15-Apr-15	150.0	-	160.0	145.0
1-Apr-15	150.0	-	160.0	145.0
18-Mar-15	150.0	-	160.0	145.0
4-Mar-15	150.0	-	160.0	145.0
18-Feb-15	154.0	-	164.0	140.0
4-Feb-15	173.0	-	160.0	140.0
Jan '15	173.0	-	155.0	140.0
Dec '14	173.0	-	165.0	140.0
Nov '14	173.0	-	170.0	140.0
Oct '14	173.0	-	175.0	140.0
Sep '14	173.0	-	170.0	140.0
Aug '14	173.0	-	175.0	140.5
Jul '14	173.0	-	172.5	140.9
Jun '14	173.0	-	175.0	140.9
May '14	173.0	-	175.0	140.9
Apr '14	173.9	-	170.0	140.9
Mar '14	173.9	-	175.0	140.9
Feb '14	173.9	-	175.0	140.5
Jan '14	173.5	-	172.5	140.0
Dec '13	173.0	-	172.5	140.0
Nov '13	173.0	-	175.0	140.0
Oct '13	173.0	-	171.7	140.0
Sep '13	173.0	-	172.5	140.0
Aug '13	173.0	-	175.0	140.0
Jul '13	173.0	-	175.0	-

	Faro		
	Self-Serve		
	regular	premium	diesel
17-Feb-16	95.9	-	99.9
3-Feb-16	109.9	-	114.9
20-Jan-16	109.9	-	114.9
6-Jan-16	104.9	-	114.9
22-Dec-15	104.9	-	114.9
9-Dec-15	124.9	-	125.9
25-Nov-15	124.9	-	125.9
12-Nov-15	134.9	-	129.9
28-Oct-15	139.9	-	119.9
14-Oct-15	124.9	-	119.9
30-Sep-15	129.9	-	119.9
16-Sep-15	139.9	-	119.9
2-Sep-15	141.9	-	117.9
19-Aug-15	131.9	-	117.9
5-Aug-15	131.9	-	123.9
22-Jul-15	131.9	-	123.9
8-Jul-15	131.9	-	125.9
24-Jun-15	n/a	-	n/a
10-Jun-15	131.5	-	125.9
27-May-15	119.9	-	125.9
13-May-15	115.9	-	125.9
29-Apr-15	115.9	-	125.9
15-Apr-15	120.9	-	130.9
1-Apr-15	118.9	-	141.9
18-Mar-15	118.9	-	141.9
4-Mar-15	118.9	-	141.9
18-Feb-15	114.9	-	136.9
4-Feb-15	101.9	-	136.9
Jan '15	118.9	-	149.9
Dec '14	131.9	-	150.9
Nov '14	141.9	-	151.9
Oct '14	148.9	-	160.9
Sep '14	148.9	-	169.9
Aug '14	155.9	-	169.9
Jul '14	155.9	-	169.9
Jun '14	155.9	-	169.9
May '14	155.9	-	169.9
Apr '14	148.6	-	173.6
Mar '14	145.9	-	176.9
Feb '14	141.9	-	168.4
Jan '14	146.9	-	165.9
Dec '13	141.9	-	161.9
Nov '13	152.9	-	161.9
Oct '13	150.2	-	150.2
Sep '13	151.0	-	148.0
Aug '13	151.0	-	148.0
Jul '13	157.0	-	148.0
May '13	151.6	-	150.6
Apr '13	141.9	-	157.9
Mar '13	141.9	-	157.9
Feb '13	140.0	-	152.5

Retail Motor Fuel Prices — Haines Junction

	Self-serve			Full-serve
	regular	premium	diesel	propane
17-Feb-16	97.2	102.4	106.9	100.0
3-Feb-16	99.9	106.4	111.2	100.0
20-Jan-16	105.2	110.4	116.4	100.0
6-Jan-16	105.2	110.4	117.4	100.0
22-Dec-15	105.7	110.4	117.4	100.0
9-Dec-15	109.4	110.4	120.4	100.0
25-Nov-15	117.7	121.4	126.2	100.0
12-Nov-15	121.4	125.9	126.2	100.0
28-Oct-15	123.9	128.4	125.7	100.0
14-Oct-15	123.9	128.4	127.2	100.0
30-Sep-15	122.2	128.4	126.4	100.0
16-Sep-15	122.9	129.4	128.6	n/a
2-Sep-15	127.7	137.9	127.7	100.0
19-Aug-15	128.7	142.9	127.9	100.0
5-Aug-15	124.2	132.4	127.7	100.0
22-Jul-15	123.7	132.4	127.7	100.0
8-Jul-15	124.2	132.4	129.6	n/a
24-Jun-15	121.9	128.9	127.7	109.9
10-Jun-15	120.6	125.9	127.2	109.9
27-May-15	120.6	128.9	129.6	109.9
13-May-15	113.2	120.4	128.4	109.9
29-Apr-15	111.9	120.4	128.4	114.9
15-Apr-15	111.9	120.4	128.4	114.0
1-Apr-15	108.9	114.9	129.9	114.9
18-Mar-15	108.4	116.9	131.9	114.9
4-Mar-15	106.6	114.9	130.6	114.9
18-Feb-15	105.7	111.4	130.7	114.9
4-Feb-15	102.4	109.4	130.9	114.9
Jan '15	109.2	115.7	134.2	119.5
Dec '14	123.5	130.9	138.7	114.5
Nov '14	133.7	139.4	144.4	124.0
Oct '14	137.5	143.4	147.1	124.0
Sep '14	139.7	145.4	147.9	124.0
Aug '14	140.7	146.2	149.4	124.0
Jul '14	144.3	150.7	150.3	124.0
Jun '14	145.3	150.7	150.2	124.0
May '14	145.1	151.4	153.1	124.0
Apr '14	141.2	147.2	153.6	124.0
Mar '14	138.8	145.2	154.9	105.0
Feb '14	133.1	139.4	150.6	105.0
Jan '14	131.9	136.9	148.9	105.0
Dec '13	136.2	n/a	149.7	105.0
Nov '13	137.6	141.2	143.5	105.0
Oct '13	141.1	148.9	141.9	105.0
Sep '13	141.9	148.9	141.9	105.0
Aug '13	143.0	148.9	141.9	105.0
Jul '13	146.2	148.9	144.2	105.0
Jun '13	151.3	161.9	145.0	105.0
May '13	143.2	151.4	145.3	105.0
Apr '13	136.7	141.9	146.4	105.0
Mar '13	136.5	144.7	147.6	105.0
Feb '13	132.7	139.2	143.3	105.0

Retail Motor Fuel Prices — Mayo

	Self-serve			Full-serve	
	regular	premium	diesel	regular	diesel
17-Feb-16	102.9	-	109.9	109.9	119.9
3-Feb-16	102.9	-	109.9	109.9	119.9
20-Jan-16	108.9	-	121.9	109.9	119.9
6-Jan-16	110.9	-	128.9	115.9	130.9
22-Dec-15	110.9	-	128.9	115.9	142.9
9-Dec-15	111.9	-	129.9	115.9	130.9
25-Nov-15	119.9	-	130.9	135.9	142.9
12-Nov-15	125.9	-	131.9	135.9	135.9
28-Oct-15	128.9	-	127.9	135.9	135.9
14-Oct-15	128.9	-	128.9	135.9	142.9
30-Sep-15	128.9	-	128.9	135.9	142.9
16-Sep-15	128.9	-	128.9	n/a	n/a
2-Sep-15	134.9	-	127.9	135.9	142.9
19-Aug-15	137.9	-	125.9	135.9	142.9
5-Aug-15	128.9	-	127.9	135.9	142.9
22-Jul-15	128.9	-	127.9	135.9	142.9
8-Jul-15	128.9	-	127.9	135.9	142.9
24-Jun-15	128.9	-	127.9	135.9	142.9
10-Jun-15	124.9	-	127.9	126.9	142.9
27-May-15	124.9	-	127.9	126.9	142.9
13-May-15	117.9	-	127.9	126.9	142.9
29-Apr-15	117.9	-	127.9	117.9	142.9
15-Apr-15	117.9	-	138.9	117.9	142.9
1-Apr-15	110.9	-	138.9	117.9	142.9
18-Mar-15	110.9	-	139.9	117.9	142.9
4-Mar-15	110.9	-	139.9	117.9	142.9
18-Feb-15	107.9	-	139.9	117.9	142.9
4-Feb-15	107.9	-	139.9	n/a	n/a
Jan '15	114.4	-	141.9	122.9	147.9
Dec '14	129.4	-	147.4	139.4	160.9
Nov '14	135.9	-	148.9	145.9	160.9
Oct '14	n/a	-	n/a	154.9	160.9
Sep '14	n/a	-	n/a	154.9	160.9
Aug '14	n/a	-	n/a	n/a	n/a
Jul '14	n/a	-	n/a	154.9	160.9
Jun '14	n/a	-	n/a	154.9	160.9
May '14	n/a	-	n/a	154.9	160.9
Apr '14	n/a	-	n/a	151.6	160.9
Mar '14	161.0	-	154.9	149.9	164.9
Feb '14	161.0	-	154.9	159.9	160.9
Jan '14	161.0	-	154.9	159.9	160.9
Dec '13	161.0	-	154.9	159.9	160.9
Nov '13	161.0	-	154.9	159.9	160.9
Oct '13	169.9	-	155.9	159.9	152.9
Sep '13	169.9	-	155.9	159.9	148.9
Aug '13	169.9	-	155.9	159.9	148.9
Jul '13	162.9	-	150.9	169.9	159.9
Jun '13	n/a	-	n/a	169.9	155.9
May '13	154.0	-	155.0	160.4	155.9
Apr '13	154.0	-	155.0	n/a	n/a
Mar '13	154.0	-	155.0	150.9	155.9
Feb '13	154.0	-	155.0	150.9	155.9

Retail Motor Fuel Prices — Pelly Crossing & Ross River

	Pelly Crossing Self-serve	
	regular	diesel
17-Feb-16	104.9	111.9
3-Feb-16	n/a	n/a
20-Jan-16	122.9	121.9
6-Jan-16	122.9	121.9
22-Dec-15	124.9	131.9
9-Dec-15	124.9	131.9
25-Nov-15	124.9	131.9
12-Nov-15	134.9	131.9
28-Oct-15	n/a	n/a
14-Oct-15	142.9	135.9
30-Sep-15	142.9	135.9
16-Sep-15	136.9	135.9
2-Sep-15	136.9	135.9
19-Aug-15	136.9	135.9
5-Aug-15	133.9	135.9
22-Jul-15	133.9	135.9
8-Jul-15	133.9	135.9
24-Jun-15	133.9	135.9
10-Jun-15	127.9	135.9
27-May-15	127.9	135.9
13-May-15	127.9	135.9
29-Apr-15	124.9	157.9
15-Apr-15	124.9	157.9
1-Apr-15	124.9	157.9
18-Mar-15	124.9	157.9
4-Mar-15	117.9	157.9
18-Feb-15	117.9	157.9
4-Feb-15	117.9	157.9
Jan '15	125.9	157.9
Dec '14	142.4	157.9
Nov '14	146.9	157.9
Oct '14	154.9	169.9
Sep '14	154.9	169.9
Aug '14	154.9	169.9
Jul '14	154.9	169.9
Jun '14	154.9	169.9
May '14	154.9	169.9
Apr '14	149.9	163.2
Mar '14	149.9	164.9
Feb '14	149.9	159.9
Jan '14	149.9	159.9
Dec '13	149.9	159.9
Nov '13	152.4	157.4
Oct '13	154.9	151.6
Sep '13	154.9	154.9
Aug '13	154.9	154.9
Jul '13	149.9	149.9
Jun '13	159.9	149.9
May '13	150.6	151.6
Apr '13	145.9	154.9
Mar '13	142.9	154.9
Feb '13	139.9	154.9

	Ross River Self-serve	
	regular	diesel
17-Feb-16	99.9	105.9
3-Feb-16	98.9	99.9
20-Jan-16	107.4	109.2
6-Jan-16	115.6	119.4
22-Dec-15	n/a	n/a
9-Dec-15	115.6	119.4
25-Nov-15	122.3	122.6
12-Nov-15	131.4	123.1
28-Oct-15	n/a	n/a
14-Oct-15	131.4	123.1
30-Sep-15	129.9	113.5
16-Sep-15	129.9	113.5
2-Sep-15	129.9	113.5
19-Aug-15	129.9	113.5
5-Aug-15	129.9	113.5
22-Jul-15	126.7	110.9
8-Jul-15	126.7	110.9
24-Jun-15	126.7	110.9
10-Jun-15	118.4	119.9
27-May-15	118.4	119.9
13-May-15	118.4	119.9
29-Apr-15	118.4	119.9
15-Apr-15	117.1	129.1
1-Apr-15	117.1	129.1
18-Mar-15	117.9	129.9
4-Mar-15	117.1	129.1
18-Feb-15	105.0	115.0
4-Feb-15	105.0	115.0
Jan '15	115.0	130.1
Dec '14	n/a	n/a
Nov '14	137.4	138.7
Oct '14	148.9	147.3
Sep '14	151.5	143.7
Aug '14	151.5	143.7
Jul '14	151.5	143.7
Jun '14	152.0	150.7
May '14	152.0	150.7
Apr '14	147.7	157.1
Mar '14	142.4	169.9
Feb '14	137.9	165.9
Jan '14	137.9	161.9
Dec '13	137.9	161.9
Nov '13	147.9	152.9
Oct '13	147.9	150.2
Sep '13	145.9	142.9
Aug '13	149.0	147.0
Jul '13	152.0	151.0
Jun '13	152.0	151.0
May '13	141.2	149.2
Apr '13	135.3	147.8
Mar '13	135.3	147.8
Feb '13	137.1	148.9

Retail Motor Fuel Prices — Stewart Crossing & Jake's Corner

	Stewart Crossing			Jake's Corner				
	Self-Serve			Self-serve			Full-serve	
	regular	premium	diesel	regular	premium	diesel	propane	
17-Feb-16	101.9	107.9	109.9	17-Feb-16	91.8	104.8	112.8	100.0
3-Feb-16	n/a	n/a	n/a	3-Feb-16	91.8	104.8	112.8	110.0
20-Jan-16	109.9	115.9	125.9	20-Jan-16	99.8	129.8	112.8	110.0
6-Jan-16	109.9	115.9	125.9	6-Jan-16	99.8	129.8	112.8	110.0
22-Dec-15	109.9	115.9	125.9	22-Dec-15	99.8	129.8	112.8	110.0
9-Dec-15	109.9	115.9	125.9	9-Dec-15	109.8	129.8	118.8	110.0
25-Nov-15	124.9	130.9	131.9	25-Nov-15	119.8	129.8	118.8	110.0
12-Nov-15	124.9	130.9	131.9	12-Nov-15	119.8	129.8	118.8	110.0
28-Oct-15	129.9	135.9	131.9	28-Oct-15	119.8	129.8	118.8	110.0
14-Oct-15	n/a	n/a	n/a	14-Oct-15	119.8	129.8	129.8	110.0
30-Sep-15	129.9	135.9	134.9	30-Sep-15	119.8	136.8	118.8	100.0
16-Sep-15	129.9	135.9	134.9	16-Sep-15	119.8	136.8	122.8	100.0
2-Sep-15	136.9	142.9	134.9	2-Sep-15	125.8	142.8	120.8	100.0
19-Aug-15	139.9	145.9	134.9	19-Aug-15	n/a	n/a	n/a	n/a
5-Aug-15	129.9	135.9	134.9	5-Aug-15	114.9	129.8	130.4	100.0
22-Jul-15	129.9	135.9	134.9	22-Jul-15	114.9	129.8	130.4	110.0
8-Jul-15	129.9	135.9	134.9	8-Jul-15	119.8	129.8	120.9	100.0
24-Jun-15	129.9	135.9	134.9	24-Jun-15	124.8	134.8	120.8	100.0
10-Jun-15	126.9	132.9	134.9	10-Jun-15	117.4	132.8	130.4	100.0
27-May-15	126.9	132.9	134.9	27-May-15	113.4	124.8	130.4	100.0
13-May-15	119.9	125.9	134.9	13-May-15	111.4	124.8	130.4	100.0
29-Apr-15	128.0	134.0	143.0	29-Apr-15	109.9	n/a	139.9	n/a
15-Apr-15	128.0	134.0	143.0	15-Apr-15	111.4	124.8	130.4	100.0
1-Apr-15	123.0	129.0	148.0	1-Apr-15	111.4	124.8	134.4	100.0
18-Mar-15	123.0	129.0	148.0	18-Mar-15	111.4	124.8	134.4	100.0
4-Mar-15	118.0	124.0	148.0	4-Mar-15	111.4	124.8	134.4	110.0
18-Feb-15	118.0	124.0	148.0	18-Feb-15	106.4	124.8	132.4	110.0
4-Feb-15	118.0	124.0	148.0	4-Feb-15	106.4	124.8	132.4	100.0
Jan '15	120.0	126.0	151.0	Jan '15	118.2	129.8	133.2	105.0
Dec '14	137.0	143.0	157.0	Dec '14	136.4	134.8	146.9	110.0
Nov '14	146.0	152.0	165.0	Nov '14	138.9	149.8	150.4	110.0
Oct '14	151.3	160.0	165.0	Oct '14	142.6	149.8	150.4	110.0
Sep '14	153.0	163.0	165.0	Sep '14	144.4	149.8	150.4	110.0
Aug '14	153.0	163.0	165.0	Aug '14	144.4	149.8	150.4	110.0
Jul '14	159.5	163.5	163.0	Jul '14	144.6	149.8	151.1	110.0
Jun '14	160.0	164.0	160.9	Jun '14	145.7	149.8	152.4	110.0
May '14	158.0	164.0	160.9	May '14	143.7	151.3	151.9	120.0
Apr '14	153.3	160.3	160.9	Apr '14	141.9	148.8	151.4	131.7
Mar '14	153.0	157.0	160.9	Mar '14	139.9	145.3	151.4	135.0
Feb '14	148.5	154.5	158.4	Feb '14	136.4	138.8	151.4	110.0
Jan '14	146.0	152.0	155.9	Jan '14	141.4	138.8	151.4	110.0
Dec '13	146.0	152.0	155.9	Dec '13	141.9	146.8	147.2	115.0
Nov '13	146.0	164.0	153.9	Nov '13	142.4	146.8	145.4	112.5
Oct '13	158.0	164.0	152.5	Oct '13	147.4	146.8	144.9	111.7
Sep '13	158.0	164.0	153.5	Sep '13	147.4	156.8	144.9	115.0
Aug '13	158.0	164.0	153.9	Aug '13	147.4	156.8	144.9	110.0
Jul '13	162.0	168.0	153.9	Jul '13	147.4	156.8	144.9	107.5
Jun '13	166.0	172.0	153.9	Jun '13	148.9	156.8	145.4	107.5
May '13	156.3	158.7	157.2	May '13	142.7	150.1	145.9	108.3
Apr '13	146.0	152.0	158.9	Apr '13	139.9	144.8	145.9	105.0
Mar '13	149.5	153.0	155.9	Mar '13	139.9	144.8	145.9	105.0
Feb '13	148.0	154.0	152.9	Feb '13	136.4	140.8	144.9	110.0

Starting in January 2016, the Yukon Bureau of Statistics will be reporting Jake's Corner prices due to the closure of the Tagish gas station.

Retail Motor Fuel Prices — Teslin

	Self-serve			Full-serve
	regular	premium	diesel	propane
17-Feb-16	99.9	109.9	105.9	109.5
3-Feb-16	99.9	109.9	105.9	115.0
20-Jan-16	104.9	114.9	113.9	115.0
6-Jan-16	109.9	119.9	119.9	120.0
22-Dec-15	109.9	119.9	119.9	120.0
9-Dec-15	109.9	119.9	123.9	120.0
25-Nov-15	118.9	124.9	126.4	120.0
12-Nov-15	123.9	133.9	126.9	115.0
28-Oct-15	123.9	133.9	130.4	115.0
14-Oct-15	123.9	133.9	126.9	115.0
30-Sep-15	123.9	133.9	126.9	115.0
16-Sep-15	123.9	133.9	126.9	115.0
2-Sep-15	133.9	143.9	126.9	115.0
19-Aug-15	131.9	143.9	126.9	115.0
5-Aug-15	124.4	134.9	128.9	115.0
22-Jul-15	126.4	134.9	126.9	115.0
8-Jul-15	126.9	134.9	126.9	115.0
24-Jun-15	128.9	138.9	126.9	115.0
10-Jun-15	122.4	130.9	126.9	115.0
27-May-15	120.4	130.9	129.9	115.0
13-May-15	113.9	123.9	129.4	115.0
29-Apr-15	113.9	123.9	131.4	115.0
15-Apr-15	113.9	123.9	131.4	110.0
1-Apr-15	113.9	123.9	131.4	115.0
18-Mar-15	113.9	123.9	132.9	110.0
4-Mar-15	113.9	123.9	132.9	115.0
18-Feb-15	113.9	123.9	132.9	115.0
4-Feb-15	98.9	108.9	132.9	115.0
Jan '15	106.7	116.9	136.4	115.0
Dec '14	123.7	132.9	146.4	115.0
Nov '14	130.9	141.9	150.9	115.0
Oct '14	136.6	145.4	149.6	110.0
Sep '14	139.4	148.9	149.9	110.0
Aug '14	139.4	148.9	149.9	107.5
Jul '14	145.7	155.4	149.9	108.8
Jun '14	145.9	155.9	150.4	110.0
May '14	146.9	156.9	151.2	121.5
Apr '14	143.6	153.9	152.9	121.5
Mar '14	139.4	152.9	154.7	121.5
Feb '14	135.9	152.9	157.9	121.5
Jan '14	132.9	152.9	148.9	110.0
Dec '13	138.9	152.9	149.7	108.5
Nov '13	138.4	152.9	142.9	107.0
Oct '13	141.2	152.9	143.4	107.0
Sep '13	143.2	152.9	146.4	107.0
Aug '13	143.9	152.9	140.2	111.3
Jul '13	144.7	154.9	141.4	112.5
Jun '13	149.4	157.9	141.2	112.5
May '13	141.1	150.2	141.4	110.8
Apr '13	133.7	143.4	143.2	112.5
Mar '13	133.9	143.9	143.9	110.0
Feb '13	132.7	142.4	141.9	107.5

Retail Motor Fuel Prices — Watson Lake

	Self-serve			Full-serve	
	regular	premium	diesel	diesel	propane
17-Feb-16	85.4	106.9	94.4	-	105.9
3-Feb-16	99.9	117.9	99.9	-	105.9
20-Jan-16	95.5	117.9	95.6	-	105.9
6-Jan-16	103.4	117.9	104.0	-	105.9
22-Dec-15	106.6	117.9	104.0	-	115.9
9-Dec-15	100.4	111.9	105.8	-	115.9
25-Nov-15	110.9	n/a	111.0	-	128.9
12-Nov-15	117.4	137.9	114.1	-	130.7
28-Oct-15	116.5	127.9	110.9	-	130.7
14-Oct-15	118.6	n/a	114.3	-	131.7
30-Sep-15	113.9	129.9	110.5	-	127.7
16-Sep-15	120.2	133.9	118.1	-	126.7
2-Sep-15	125.3	132.9	119.0	-	126.7
19-Aug-15	128.6	132.9	118.9	-	130.9
5-Aug-15	123.3	125.9	118.1	-	130.9
22-Jul-15	123.6	125.9	118.5	n/a	130.9
8-Jul-15	122.5	125.9	118.1	n/a	130.9
24-Jun-15	121.9	132.4	118.5	n/a	130.9
10-Jun-15	119.0	125.9	118.1	143.9	130.9
27-May-15	118.3	122.9	119.0	143.9	130.9
13-May-15	115.9	123.4	119.7	143.9	130.9
29-Apr-15	113.4	119.9	119.7	143.9	130.9
15-Apr-15	108.6	119.9	114.9	143.9	130.9
1-Apr-15	108.2	119.9	117.0	143.9	130.9
18-Mar-15	108.4	118.4	116.7	-	130.9
4-Mar-15	103.2	113.4	121.0	-	130.9
18-Feb-15	101.4	113.4	122.4	-	130.9
4-Feb-15	99.9	111.9	125.9	-	130.9
Jan '15	100.9	113.9	130.9	-	130.9
Dec '14	114.9	126.7	140.2	140.9	130.9
Nov '14	128.7	138.2	147.9	140.9	130.9
Oct '14	140.8	149.8	147.4	140.9	130.9
Sep '14	145.4	152.6	151.1	140.9	127.2
Aug '14	145.7	152.1	151.3	140.9	127.2
Jul '14	146.3	152.9	153.0	140.9	127.2
Jun '14	146.7	154.1	153.6	140.9	128.8
May '14	145.4	155.2	152.4	140.9	129.1
Apr '14	140.6	151.6	154.6	140.9	130.9
Mar '14	143.9	153.9	164.4	140.9	130.9
Feb '14	142.4	153.4	162.9	140.9	130.9
Jan '14	143.4	155.4	159.9	140.9	130.9
Dec '13	144.8	156.9	154.9	140.9	131.4
Nov '13	147.9	159.9	151.4	n/a	131.9
Oct '13	149.0	159.6	148.0	140.9	130.7
Sep '13	149.6	158.4	147.2	140.9	130.3
Aug '13	149.6	159.4	147.2	140.9	130.6
Jul '13	149.3	158.2	146.9	140.9	126.7
Jun '13	148.9	158.2	146.6	140.9	126.2
May '13	139.1	149.2	143.8	140.9	124.7
Apr '13	137.9	149.9	144.9	140.9	123.7
Mar '13	137.9	149.9	144.9	140.9	126.4
Feb '13	130.9	141.7	141.2	140.9	120.9

Residential Fuel Prices in Yukon

Average Prices as of February 17th, 2016

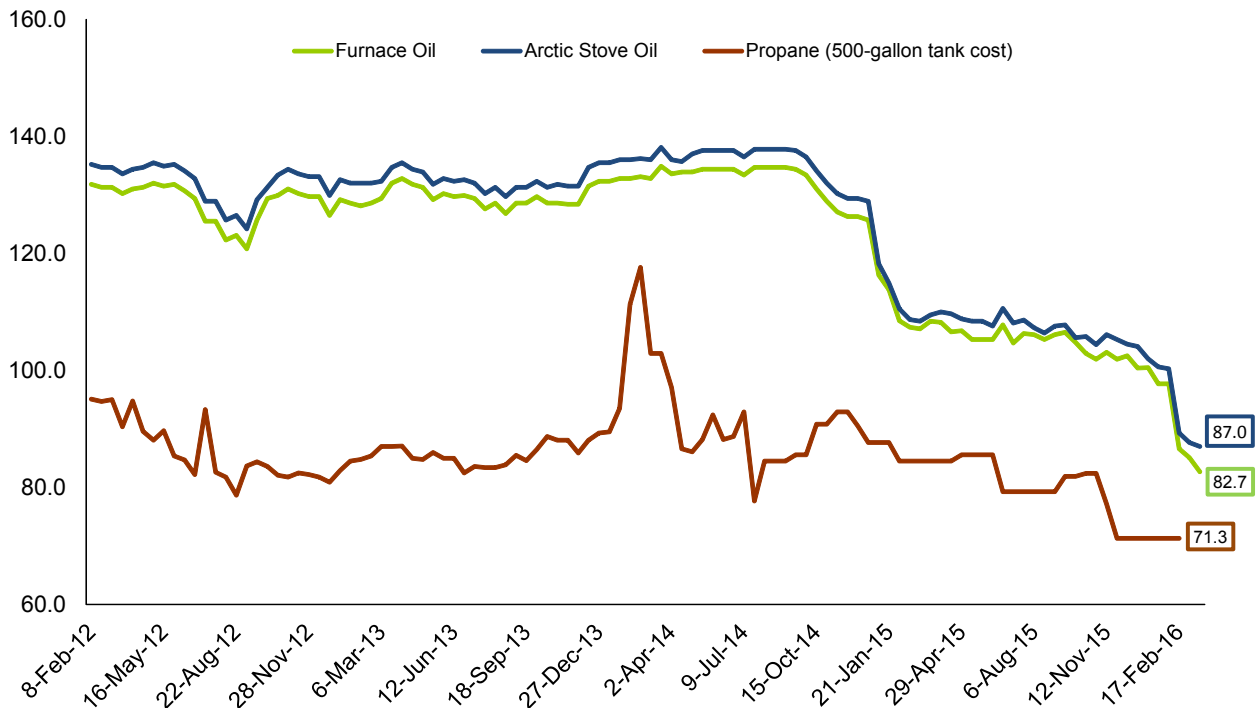
	Residential Heating Fuels			% Change Feb 18, 2015 to Feb 17, 2016		
	Furnace Oil	Arctic Stove Oil	Propane (500-gallon tank cost)	Furnace Oil	Arctic Stove Oil	Propane (500-gallon tank cost)
Whitehorse	82.7	87.0	71.3	-23.7%	-20.5%	-15.6%
Beaver Creek	89.9	93.0	-	-21.9%	-18.4%	-
Burwash Landing	86.1	89.8	-	-25.8%	-19.9%	-
Carcross	83.1	88.3	-	-23.3%	-19.7%	-
Carmacks	83.8	86.9	71.3	-23.1%	-22.5%	-15.6%
Dawson City	89.3	92.6	71.3	-22.0%	-19.1%	-15.6%
Destruction Bay	83.1	89.6	-	-23.3%	-19.6%	-
Faro	84.0	87.2	71.3	-23.1%	-22.4%	-15.6%
Haines Junction	81.0	86.3	71.3	-23.7%	-20.0%	-15.6%
Marsh Lake	83.1	86.2	-	-23.3%	-22.6%	-
Mayo	96.9	97.6	71.3	-18.6%	-17.1%	-15.6%
Pelly Crossing	85.7	89.9	-	-22.7%	-19.7%	-
Ross River	85.1	88.2	71.3	-22.8%	-22.2%	-15.6%
Stewart Crossing	85.7	88.8	-	-22.7%	-22.1%	-
Tagish	83.1	93.9	-	-23.3%	-18.6%	-
Teslin	83.8	88.7	71.3	-23.1%	-19.6%	-15.6%
Watson Lake	83.0	90.9	71.3	-29.6%	-23.7%	-15.6%

Notes: All prices are Canadian cents per litre, including all applicable taxes.
 "-" indicates this service was not available in this community at this time.

Comparing February 17th, 2016 to February 18th, 2015, prices decreased in all Yukon communities for Furnace Oil, Arctic Stove Oil and Propane.

Note: Price discounts may apply to seniors, members of unions or service groups, or for quick payment. Ask your fuel supplier for details.

Average Residential Bi-weekly Heating Fuel Prices, Whitehorse
 February 2012 - February 2016
 (cents per litre)



Residential Heating Fuel Prices — Whitehorse

	Furnace Oil	Arctic Stove Oil	Propane (500-gallon tank cost)
17-Feb-16	82.7	87.0	71.3
3-Feb-16	85.1	87.7	71.3
20-Jan-16	86.6	89.3	71.3
6-Jan-16	97.7	100.3	71.3
22-Dec-15	97.7	100.6	71.3
9-Dec-15	100.5	102.0	71.3
25-Nov-15	100.4	104.1	71.3
12-Nov-15	102.5	104.5	77.2
28-Oct-15	101.9	105.3	82.4
14-Oct-15	103.1	106.1	82.4
30-Sep-15	101.9	104.4	81.9
16-Sep-15	102.9	105.8	81.9
2-Sep-15	104.8	105.6	79.3
19-Aug-15	106.5	107.8	79.3
6-Aug-15	106.1	107.6	79.3
22-Jul-15	105.3	106.4	79.3
8-Jul-15	106.1	107.3	79.3
24-Jun-15	106.3	108.6	79.3
10-Jun-15	104.7	108.1	85.6
27-May-15	107.8	110.6	85.6
13-May-15	105.3	107.6	85.6
29-Apr-15	105.3	108.4	85.6
15-Apr-15	105.3	108.4	84.5
1-Apr-15	106.8	108.8	84.5
18-Mar-15	106.6	109.7	84.5
4-Mar-15	108.2	110.0	84.5
18-Feb-15	108.4	109.5	84.5
4-Feb-15	107.1	108.4	84.5
Jan '15	108.0	109.6	87.7
Dec '14	115.1	116.6	89.1
Nov '14	126.0	129.2	92.9
Oct '14	127.4	130.5	89.1
Sep '14	132.2	135.3	85.1
Aug '14	134.6	137.7	84.5
Jul '14	134.7	137.8	85.3
Jun '14	134.1	137.2	88.5
May '14	134.4	137.6	90.3
Apr '14	134.2	137.4	89.9
Mar '14	133.8	135.9	102.9
Feb '14	133.9	137.1	114.5
Jan '14	133.0	136.1	91.5
Dec '13	132.6	135.8	88.7
Nov '13	131.9	135.1	87.0
Oct '13	128.5	131.6	87.8
Sep '13	129.2	131.8	85.1
Aug '13	128.6	131.3	83.7
Jul '13	127.7	130.5	83.5
Jun '13	128.5	131.1	83.8
May '13	129.9	132.6	85.3
Apr '13	130.3	132.9	86.1
Mar '13	132.3	135.0	87.0
Feb '13	130.7	133.5	85.1

Residential Heating Fuel Prices — Beaver Creek

	Furnace Oil	Arctic Stove Oil	Propane (500 gallon tank)
17-Feb-16	89.9	93.0	-
3-Feb-16	95.1	96.3	-
20-Jan-16	95.1	98.9	-
6-Jan-16	105.6	106.6	-
22-Dec-15	105.6	107.5	-
9-Dec-15	109.8	109.8	-
25-Nov-15	109.8	111.8	-
12-Nov-15	109.8	112.6	-
28-Oct-15	109.8	113.5	-
14-Oct-15	109.8	113.0	-
30-Sep-15	109.8	111.4	-
16-Sep-15	109.8	113.0	-
2-Sep-15	109.8	109.6	-
19-Aug-15	115.1	113.6	-
6-Aug-15	115.1	114.1	-
22-Jul-15	115.1	114.4	-
8-Jul-15	115.1	114.9	-
24-Jun-15	115.1	114.6	-
10-Jun-15	115.1	116.5	-
27-May-15	n/a	115.4	-
13-May-15	115.1	114.1	-
29-Apr-15	115.1	118.2	-
15-Apr-15	115.1	118.2	-
1-Apr-15	115.1	117.1	-
18-Mar-15	115.1	118.2	-
4-Mar-15	n/a	116.1	-
18-Feb-15	115.1	114.0	-
4-Feb-15	115.1	114.0	-
Jan '15	-	110.4	-

Residential Heating Fuel Prices — Burwash Landing

	Furnace Oil	Arctic Stove Oil	Propane (500 gallon tank)
17-Feb-16	86.1	89.8	-
3-Feb-16	91.4	96.5	-
20-Jan-16	91.4	97.0	-
6-Jan-16	101.9	105.0	-
22-Dec-15	101.9	106.8	-
9-Dec-15	106.1	107.9	-
25-Nov-15	106.1	109.9	-
12-Nov-15	107.6	110.7	-
28-Oct-15	107.6	110.9	-
14-Oct-15	106.1	109.2	-
30-Sep-15	107.6	109.5	-
16-Sep-15	107.6	109.2	-
2-Sep-15	113.4	107.7	-
19-Aug-15	116.0	111.7	-
6-Aug-15	116.0	112.2	-
22-Jul-15	116.0	112.5	-
8-Jul-15	116.0	113.0	-
24-Jun-15	116.0	112.7	-
10-Jun-15	116.0	114.6	-
27-May-15	n/a	115.4	-
13-May-15	111.3	112.2	-
29-Apr-15	116.0	114.5	-
15-Apr-15	116.0	114.5	-
1-Apr-15	116.0	115.2	-
18-Mar-15	116.0	114.5	-
4-Mar-15	120.8	116.1	-
18-Feb-15	116.0	112.1	-
4-Feb-15	116.0	112.1	-
Jan '15	120.8	110.4	-

Residential Heating Fuel Prices — Carcross

	Furnace Oil	Arctic Stove Oil	Propane (500 gallon tank)
17-Feb-16	83.1	88.3	-
3-Feb-16	88.3	91.6	-
20-Jan-16	88.3	94.2	-
6-Jan-16	98.8	101.9	-
22-Dec-15	98.8	102.8	-
9-Dec-15	103.0	105.1	-
25-Nov-15	103.0	107.2	-
12-Nov-15	103.0	107.9	-
28-Oct-15	103.0	108.9	-
14-Oct-15	103.0	106.2	-
30-Sep-15	103.0	106.7	-
16-Sep-15	103.0	106.2	-
2-Sep-15	103.0	103.9	-
19-Aug-15	108.3	107.9	-
6-Aug-15	108.3	108.5	-
22-Jul-15	108.3	108.8	-
8-Jul-15	108.3	109.3	-
24-Jun-15	108.3	108.9	-
10-Jun-15	108.3	110.8	-
27-May-15	n/a	110.9	-
13-May-15	108.3	111.0	-
29-Apr-15	108.3	111.4	-
15-Apr-15	108.3	111.4	-
1-Apr-15	108.3	111.4	-
18-Mar-15	108.3	111.4	-
4-Mar-15	n/a	113.7	-
18-Feb-15	108.3	109.9	-
4-Feb-15	108.3	109.9	-
Jan '15	-	109.1	-

Residential Heating Fuel Prices — Carmacks

	Furnace Oil	Arctic Stove Oil	Propane (500-gallon tank cost)
17-Feb-16	83.8	86.9	71.3
3-Feb-16	89.0	92.2	71.3
20-Jan-16	89.0	92.2	71.3
6-Jan-16	99.5	102.7	71.3
22-Dec-15	99.5	102.7	71.3
9-Dec-15	103.7	106.9	71.3
25-Nov-15	103.7	106.9	71.3
12-Nov-15	103.7	106.9	77.2
28-Oct-15	103.7	106.9	82.4
14-Oct-15	103.7	106.9	82.4
30-Sep-15	103.7	106.9	81.9
16-Sep-15	103.7	106.9	81.9
2-Sep-15	103.7	106.9	79.3
19-Aug-15	109.0	112.1	79.3
6-Aug-15	109.0	112.1	79.3
22-Jul-15	109.0	112.1	79.3
8-Jul-15	109.0	112.1	79.3
24-Jun-15	109.0	112.1	79.3
10-Jun-15	109.0	112.1	85.6
27-May-15	n/a	n/a	85.6
13-May-15	109.0	112.1	85.6
29-Apr-15	109.0	112.1	85.6
15-Apr-15	109.0	112.1	84.5
1-Apr-15	109.0	112.1	84.5
18-Mar-15	109.0	112.1	84.5
4-Mar-15	n/a	n/a	84.5
18-Feb-15	109.0	112.1	84.5
4-Feb-15	109.0	112.1	84.5
Jan '15	113.7	116.9	87.7
Dec '14	124.2	127.4	91.4
Nov '14	126.8	130.0	92.9
Oct '14	128.9	132.1	89.1
Sep '14	136.3	139.4	85.1
Aug '14	136.3	139.4	84.5
Jul '14	136.3	139.4	85.3
Jun '14	136.3	139.4	88.5
May '14	136.3	139.4	90.3
Apr '14	136.3	139.4	89.9
Mar '14	136.3	139.4	102.9
Feb '14	135.3	138.4	114.5
Jan '14	133.1	136.3	91.5
Dec '13	133.1	136.3	86.2
Nov '13	133.1	137.6	80.7
Oct '13	128.9	132.1	82.2
Sep '13	128.9	132.1	76.8
Aug '13	128.9	132.1	76.1
Jul '13	131.0	134.2	75.7
Jun '13	133.1	136.3	79.2
May '13	133.8	137.0	81.0
Apr '13	135.2	138.4	81.4
Mar '13	137.3	140.5	80.4
Feb '13	134.2	137.4	76.9

Residential Heating Fuel Prices — Dawson City

	Furnace Oil	Arctic Stove Oil	Propane (500-gallon tank cost)
17-Feb-16	89.3	92.6	71.3
3-Feb-16	94.5	95.9	71.3
20-Jan-16	94.5	98.5	71.3
6-Jan-16	105.0	106.2	71.3
22-Dec-15	105.0	107.2	71.3
9-Dec-15	109.2	109.4	71.3
25-Nov-15	109.2	111.4	71.3
12-Nov-15	109.2	112.2	77.2
28-Oct-15	109.2	113.1	82.4
14-Oct-15	109.2	112.4	82.4
30-Sep-15	109.2	111.0	81.9
16-Sep-15	109.2	112.4	81.9
2-Sep-15	109.2	109.1	79.3
19-Aug-15	114.5	113.2	79.3
6-Aug-15	114.5	113.8	79.3
22-Jul-15	114.5	114.0	79.3
8-Jul-15	114.5	114.6	79.3
24-Jun-15	114.5	114.2	79.3
10-Jun-15	114.5	116.1	85.6
27-May-15	n/a	115.2	85.6
13-May-15	114.5	113.8	85.6
29-Apr-15	114.5	117.6	85.6
15-Apr-15	114.5	117.6	84.5
1-Apr-15	114.5	116.7	84.5
18-Mar-15	114.5	117.6	84.5
4-Mar-15	n/a	118.1	84.5
18-Feb-15	114.5	114.4	84.5
4-Feb-15	114.5	114.4	84.5
Jan '15	119.2	123.1	87.7
Dec '14	129.7	134.4	91.4
Nov '14	132.3	135.5	92.9
Oct '14	134.4	137.6	89.1
Sep '14	141.8	144.9	85.1
Aug '14	141.8	144.9	84.5
Jul '14	141.8	144.9	85.3
Jun '14	141.8	144.9	88.5
May '14	141.8	144.9	90.3
Apr '14	141.8	144.9	89.9
Mar '14	141.8	144.9	102.9
Feb '14	140.8	143.9	114.5
Jan '14	138.6	141.8	91.5
Dec '13	138.6	141.8	86.2
Nov '13	138.6	141.8	80.7
Oct '13	134.4	137.6	82.2
Sep '13	134.4	137.6	76.8
Aug '13	134.4	137.6	76.1
Jul '13	136.5	139.7	75.7
Jun '13	138.6	141.8	80.7
May '13	139.3	142.5	82.8
Apr '13	140.7	139.8	85.6
Mar '13	142.8	139.7	85.3
Feb '13	139.7	137.6	85.0

Residential Heating Fuel Prices — Destruction Bay

	Furnace Oil	Arctic Stove Oil	Propane (500 gallon tank)
17-Feb-16	83.1	89.6	-
3-Feb-16	88.3	95.4	-
20-Jan-16	88.3	95.4	-
6-Jan-16	98.8	102.0	-
22-Dec-15	98.8	102.0	-
9-Dec-15	103.0	106.2	-
25-Nov-15	103.0	106.2	-
12-Nov-15	103.0	106.2	-
28-Oct-15	103.0	106.2	-
14-Oct-15	103.0	106.2	-
30-Sep-15	103.0	106.2	-
16-Sep-15	103.0	106.2	-
2-Sep-15	103.0	106.2	-
19-Aug-15	108.3	111.4	-
6-Aug-15	108.3	111.4	-
22-Jul-15	108.3	111.4	-
8-Jul-15	108.3	111.4	-
24-Jun-15	108.3	111.4	-
10-Jun-15	108.3	111.4	-
27-May-15	n/a	n/a	-
13-May-15	108.3	111.4	-
29-Apr-15	108.3	111.4	-
15-Apr-15	108.3	111.4	-
1-Apr-15	108.3	111.4	-
18-Mar-15	108.3	111.4	-
4-Mar-15	n/a	n/a	-
18-Feb-15	108.3	111.4	-
4-Feb-15	108.3	111.4	-

Residential Heating Fuel Prices — Faro

	Furnace Oil	Arctic Stove Oil	Propane (500-gallon tank cost)
17-Feb-16	84.0	87.2	71.3
3-Feb-16	89.3	92.4	71.3
20-Jan-16	89.3	92.4	71.3
6-Jan-16	99.8	102.9	71.3
22-Dec-15	99.8	102.9	71.3
9-Dec-15	104.0	107.1	71.3
25-Nov-15	104.0	107.1	71.3
12-Nov-15	104.0	107.1	77.2
28-Oct-15	104.0	107.1	82.4
14-Oct-15	104.0	107.1	82.4
30-Sep-15	104.0	107.1	81.9
16-Sep-15	104.0	107.1	81.9
2-Sep-15	104.0	107.1	79.3
19-Aug-15	109.2	112.4	79.3
6-Aug-15	109.2	112.4	79.3
22-Jul-15	109.2	112.4	79.3
8-Jul-15	109.2	112.4	79.3
24-Jun-15	109.2	112.4	79.3
10-Jun-15	109.2	112.4	85.6
27-May-15	n/a	n/a	85.6
13-May-15	109.2	112.4	85.6
29-Apr-15	109.2	112.4	85.6
15-Apr-15	109.2	112.4	84.5
1-Apr-15	109.2	112.4	84.5
18-Mar-15	109.2	112.4	84.5
4-Mar-15	n/a	n/a	84.5
18-Feb-15	109.2	112.4	84.5
4-Feb-15	109.2	112.4	84.5
Jan '15	114.0	117.1	87.7
Dec '14	124.5	127.6	91.4
Nov '14	127.1	130.2	92.9
Oct '14	129.2	132.3	89.1
Sep '14	136.5	139.7	85.1
Aug '14	136.5	139.7	84.5
Jul '14	136.5	139.7	85.3
Jun '14	136.5	139.7	88.5
May '14	136.5	139.7	90.3
Apr '14	136.5	139.7	89.9
Mar '14	136.5	139.7	102.9
Feb '14	135.5	138.7	114.5
Jan '14	133.4	136.5	91.5
Dec '13	133.4	136.5	86.2
Nov '13	133.4	136.5	80.7
Oct '13	129.2	132.3	82.2
Sep '13	129.2	132.3	76.8
Aug '13	129.2	132.3	76.1
Jul '13	131.3	134.4	75.7
Jun '13	133.4	136.5	80.7
May '13	134.1	137.2	82.8
Apr '13	135.5	138.6	85.6
Mar '13	137.6	140.7	85.3
Feb '13	134.5	137.6	85.0

Residential Heating Fuel Prices — Haines Junction

	Furnace Oil	Arctic Stove Oil	Propane (500-gallon tank cost)
17-Feb-16	81.0	86.3	71.3
3-Feb-16	86.2	86.6	71.3
20-Jan-16	86.2	90.8	71.3
6-Jan-16	96.7	97.9	71.3
22-Dec-15	96.7	99.4	71.3
9-Dec-15	100.9	102.8	71.3
25-Nov-15	100.9	104.7	71.3
12-Nov-15	100.9	106.3	77.2
28-Oct-15	100.9	106.5	82.4
14-Oct-15	100.9	105.6	82.4
30-Sep-15	100.9	104.4	81.9
16-Sep-15	100.9	104.1	81.9
2-Sep-15	100.9	103.2	79.3
19-Aug-15	106.2	106.9	79.3
6-Aug-15	106.2	107.3	79.3
22-Jul-15	106.2	107.5	79.3
8-Jul-15	106.2	109.2	79.3
24-Jun-15	106.2	107.6	79.3
10-Jun-15	106.2	108.2	85.6
27-May-15	n/a	107.9	85.6
13-May-15	106.2	106.2	85.6
29-Apr-15	106.2	102.7	85.6
15-Apr-15	106.2	103.0	84.5
1-Apr-15	106.2	108.5	84.5
18-Mar-15	106.2	109.3	84.5
4-Mar-15	n/a	108.8	84.5
18-Feb-15	106.2	107.9	84.5
4-Feb-15	106.2	106.0	84.5
Jan '15	110.9	104.7	87.7
Dec '14	121.4	116.4	91.4
Nov '14	124.0	126.5	92.9
Oct '14	126.1	128.3	89.1
Sep '14	133.5	131.6	85.1
Aug '14	133.5	133.7	84.5
Jul '14	133.5	132.9	85.3
Jun '14	133.5	133.7	88.5
May '14	133.5	134.5	90.3
Apr '14	133.5	133.8	89.9
Mar '14	133.5	133.9	102.9
Feb '14	132.5	132.6	114.5
Jan '14	130.3	130.0	91.5
Dec '13	130.3	126.3	86.2
Nov '13	130.3	126.4	80.7
Oct '13	126.1	124.1	82.2
Sep '13	126.1	127.2	76.8
Aug '13	126.1	122.4	76.1
Jul '13	128.2	123.5	75.7
Jun '13	130.3	124.5	79.2
May '13	131.0	131.0	81.0
Apr '13	132.4	136.3	81.4
Mar '13	134.5	136.6	80.4
Feb '13	131.4	132.1	76.9

Residential Heating Fuel Prices — Marsh Lake

	Furnace Oil	Arctic Stove Oil	Propane (500 gallon tank)
17-Feb-16	83.1	86.2	-
3-Feb-16	88.3	91.5	-
20-Jan-16	88.3	91.5	-
6-Jan-16	98.8	102.0	-
22-Dec-15	98.8	102.0	-
9-Dec-15	103.0	106.2	-
25-Nov-15	103.0	106.2	-
12-Nov-15	103.0	106.2	-
28-Oct-15	103.0	106.2	-
14-Oct-15	103.0	106.2	-
30-Sep-15	103.0	106.2	-
16-Sep-15	103.0	106.2	-
2-Sep-15	103.0	106.2	-
19-Aug-15	108.3	111.4	-
6-Aug-15	108.3	111.4	-
22-Jul-15	108.3	111.4	-
8-Jul-15	108.3	111.4	-
24-Jun-15	108.3	111.4	-
10-Jun-15	108.3	111.4	-
27-May-15	n/a	n/a	-
13-May-15	108.3	111.4	-
29-Apr-15	108.3	111.4	-
15-Apr-15	108.3	111.4	-
1-Apr-15	108.3	111.4	-
18-Mar-15	108.3	111.4	-
4-Mar-15	n/a	n/a	-
18-Feb-15	108.3	111.4	-
4-Feb-15	108.3	111.4	-

Residential Heating Fuel Prices — Mayo

	Furnace Oil	Arctic Stove Oil	Propane (500-gallon tank cost)
17-Feb-16	96.9	97.6	71.3
3-Feb-16	99.5	99.9	71.3
20-Jan-16	104.8	105.1	71.3
6-Jan-16	111.1	110.9	71.3
22-Dec-15	111.1	111.5	71.3
9-Dec-15	113.2	113.1	71.3
25-Nov-15	113.2	114.4	71.3
12-Nov-15	117.4	116.7	77.2
28-Oct-15	114.2	116.2	82.4
14-Oct-15	114.2	117.4	82.4
30-Sep-15	114.2	114.8	81.9
16-Sep-15	114.2	117.4	81.9
2-Sep-15	116.3	114.3	79.3
19-Aug-15	119.0	117.0	79.3
6-Aug-15	119.0	117.4	79.3
22-Jul-15	119.0	117.5	79.3
8-Jul-15	119.0	117.9	79.3
24-Jun-15	119.0	117.6	79.3
10-Jun-15	119.0	118.9	85.6
27-May-15	118.7	117.4	85.6
13-May-15	119.0	117.4	85.6
29-Apr-15	119.0	121.1	85.6
15-Apr-15	119.0	121.1	84.5
1-Apr-15	119.0	119.3	84.5
18-Mar-15	119.0	121.1	84.5
4-Mar-15	118.7	118.9	84.5
18-Feb-15	119.0	117.8	84.5
4-Feb-15	119.0	117.8	84.5
Jan '15	117.6	116.7	87.7
Dec '14	129.7	134.8	89.1
Nov '14	140.3	140.3	92.9
Oct '14	142.4	142.4	89.1
Sep '14	149.7	149.7	85.1
Aug '14	149.7	149.7	84.5
Jul '14	149.7	149.7	85.3
Jun '14	149.7	149.7	88.5
May '14	149.7	149.7	90.3
Apr '14	149.7	149.7	89.9
Mar '14	149.7	149.7	102.9
Feb '14	148.7	148.7	114.5
Jan '14	146.6	146.6	91.5
Dec '13	146.6	146.6	86.2
Nov '13	143.4	146.6	80.7
Oct '13	139.2	142.4	82.2
Sep '13	139.2	142.4	76.8
Aug '13	139.2	142.4	76.1
Jul '13	141.3	144.5	75.7
Jun '13	143.4	146.6	80.7
May '13	144.1	147.3	82.8
Apr '13	145.5	148.7	85.6
Mar '13	147.6	150.8	85.3
Feb '13	144.5	147.7	85.0

Residential Heating Fuel Prices — Pelly Crossing

	Furnace Oil	Arctic Stove Oil	Propane (500 gallon tank)
17-Feb-16	85.7	89.9	-
3-Feb-16	90.9	93.2	-
20-Jan-16	90.9	95.8	-
6-Jan-16	101.4	103.5	-
22-Dec-15	101.4	104.5	-
9-Dec-15	105.6	106.7	-
25-Nov-15	105.6	108.8	-
12-Nov-15	105.6	109.6	-
28-Oct-15	105.6	110.5	-
14-Oct-15	105.6	108.8	-
30-Sep-15	105.6	108.0	-
16-Sep-15	105.6	108.8	-
2-Sep-15	105.6	106.5	-
19-Aug-15	110.9	110.6	-
6-Aug-15	110.9	111.1	-
22-Jul-15	110.9	111.4	-
8-Jul-15	110.9	111.9	-
24-Jun-15	110.9	111.5	-
10-Jun-15	110.9	113.5	-
27-May-15	n/a	113.5	-
13-May-15	110.9	111.1	-
29-Apr-15	110.9	114.0	-
15-Apr-15	110.9	114.0	-
1-Apr-15	110.9	114.0	-
18-Mar-15	110.9	114.0	-
4-Mar-15	n/a	115.3	-
18-Feb-15	110.9	112.0	-
4-Feb-15	110.9	112.0	-
Jan '15	-	110.6	-

Residential Heating Fuel Prices — Ross River

	Furnace Oil	Arctic Stove Oil	Propane (500-gallon tank cost)
17-Feb-16	85.1	88.2	71.3
3-Feb-16	90.3	93.5	71.3
20-Jan-16	90.3	93.5	71.3
6-Jan-16	100.8	104.0	71.3
22-Dec-15	100.8	104.0	71.3
9-Dec-15	105.0	108.2	71.3
25-Nov-15	105.0	108.2	71.3
12-Nov-15	105.0	108.2	77.2
28-Oct-15	105.0	108.2	82.4
14-Oct-15	105.0	108.2	82.4
30-Sep-15	105.0	108.2	81.9
16-Sep-15	105.0	108.2	81.9
2-Sep-15	105.0	108.2	79.3
19-Aug-15	110.9	114.0	79.3
6-Aug-15	110.9	114.0	79.3
22-Jul-15	110.9	114.0	79.3
8-Jul-15	110.9	114.0	79.3
24-Jun-15	110.9	114.0	79.3
10-Jun-15	110.9	114.0	85.6
27-May-15	n/a	n/a	85.6
13-May-15	110.3	113.4	85.6
29-Apr-15	110.3	113.4	85.6
15-Apr-15	110.3	113.4	84.5
1-Apr-15	110.3	113.4	84.5
18-Mar-15	110.3	113.4	84.5
4-Mar-15	n/a	n/a	84.5
18-Feb-15	110.3	113.4	84.5
4-Feb-15	110.3	113.4	84.5
Jan '15	115.0	118.2	87.7
Dec '14	125.5	128.7	91.4
Nov '14	128.1	131.3	92.9
Oct '14	130.2	133.4	89.1
Sep '14	137.6	140.7	85.1
Aug '14	137.6	140.7	84.5
Jul '14	137.6	140.7	85.3
Jun '14	137.6	140.7	88.5
May '14	137.6	140.7	90.3
Apr '14	137.6	140.7	89.9
Mar '14	137.6	140.7	102.9
Feb '14	136.6	139.7	114.5
Jan '14	134.4	137.6	91.5
Dec '13	134.4	137.6	86.2
Nov '13	134.4	137.6	80.7
Oct '13	130.2	133.4	82.2
Sep '13	130.2	133.4	76.8
Aug '13	130.2	133.4	76.1
Jul '13	132.3	135.5	75.7
Jun '13	134.4	137.6	80.7
May '13	135.1	138.3	82.8
Apr '13	136.5	139.7	85.6
Mar '13	138.6	141.8	85.3
Feb '13	135.5	138.7	85.0

Residential Heating Fuel Prices — Stewart Crossing

	Furnace Oil	Arctic Stove Oil	Propane (500 gallon tank)
17-Feb-16	85.7	88.8	-
3-Feb-16	90.9	94.1	-
20-Jan-16	90.9	94.1	-
6-Jan-16	101.4	104.6	-
22-Dec-15	101.4	104.6	-
9-Dec-15	105.6	108.8	-
25-Nov-15	105.6	108.8	-
12-Nov-15	105.6	108.8	-
28-Oct-15	105.6	108.8	-
14-Oct-15	105.6	108.8	-
30-Sep-15	105.6	108.8	-
16-Sep-15	105.6	108.8	-
2-Sep-15	105.6	108.8	-
19-Aug-15	110.9	114.0	-
6-Aug-15	110.9	114.0	-
22-Jul-15	110.9	114.0	-
8-Jul-15	110.9	114.0	-
24-Jun-15	110.9	114.0	-
10-Jun-15	110.9	114.0	-
27-May-15	n/a	n/a	-
13-May-15	110.9	114.0	-
29-Apr-15	110.9	114.0	-
15-Apr-15	110.9	114.0	-
1-Apr-15	110.9	114.0	-
18-Mar-15	110.9	114.0	-
4-Mar-15	n/a	n/a	-
18-Feb-15	110.9	114.0	-
4-Feb-15	110.9	114.0	-

Residential Heating Fuel Prices — Tagish & Teslin

	Tagish		
	Furnace Oil	Arctic Stove Oil	Propane (500-gallon tank cost)
17-Feb-16	83.1	93.9	-
3-Feb-16	88.3	96.1	-
20-Jan-16	88.3	101.3	-
6-Jan-16	98.8	106.4	-

22-Dec-15	98.8	108.8	-
9-Dec-15	103.0	110.3	-
25-Nov-15	103.0	111.7	-
12-Nov-15	103.0	112.2	-
28-Oct-15	103.0	112.8	-
14-Oct-15	103.0	113.5	-
30-Sep-15	103.0	111.4	-
16-Sep-15	103.0	116.1	-
2-Sep-15	103.0	111.3	-
19-Aug-15	108.3	114.0	-
6-Aug-15	108.3	114.3	-
22-Jul-15	108.3	114.5	-
8-Jul-15	108.3	114.8	-
24-Jun-15	108.3	114.6	-
10-Jun-15	108.3	115.9	-
27-May-15	n/a	118.4	-
13-May-15	108.3	116.0	-
29-Apr-15	108.3	111.4	-
15-Apr-15	108.3	118.7	-
1-Apr-15	108.3	116.3	-
18-Mar-15	108.3	118.7	-
4-Mar-15	n/a	119.9	-
18-Feb-15	108.3	115.3	-
4-Feb-15	108.3	111.8	-

Jan '15	-	124.4	-
---------	---	-------	---

Dec '14	-	136.5	-
Nov '14	-	142.8	-
Oct '14	-	147.0	-
Sep '14	-	149.1	-
Aug '14	-	149.1	-
Jul '14	-	149.1	-
Jun '14	-	149.1	-
May '14	-	149.1	-
Apr '14	-	149.1	-
Mar '14	-	147.6	-
Feb '14	-	146.0	-
Jan '14	-	143.9	-

Dec '13	-	140.2	-
Nov '13	-	136.5	-
Oct '13	-	136.5	-
Sep '13	-	136.5	-
Aug '13	-	136.5	-
Jul '13	-	136.5	-
Jun '13	-	136.5	-
May '13	-	136.5	-
Apr '13	-	136.5	-
Mar '13	-	136.5	-
Feb '13	-	136.5	-

	Teslin		
	Furnace Oil	Arctic Stove Oil	Propane (500-gallon tank cost)
17-Feb-16	83.8	88.7	71.3
3-Feb-16	89.0	92.0	71.3
20-Jan-16	89.0	94.6	71.3
6-Jan-16	99.5	102.3	71.3

22-Dec-15	99.5	103.2	71.3
9-Dec-15	103.7	105.5	71.3
25-Nov-15	103.7	107.5	71.3
12-Nov-15	103.7	108.3	77.2
28-Oct-15	103.7	109.3	82.4
14-Oct-15	103.7	106.9	82.4
30-Sep-15	103.7	107.1	81.9
16-Sep-15	103.7	106.9	81.9
2-Sep-15	103.7	105.3	79.3
19-Aug-15	109.0	109.3	79.3
6-Aug-15	109.0	109.8	79.3
22-Jul-15	109.0	110.1	79.3
8-Jul-15	109.0	110.6	79.3
24-Jun-15	109.0	110.3	79.3
10-Jun-15	109.0	112.2	85.6
27-May-15	n/a	112.9	85.6
13-May-15	109.0	109.8	85.6
29-Apr-15	109.0	112.1	85.6
15-Apr-15	109.0	112.1	84.5
1-Apr-15	109.0	111.7	84.5
18-Mar-15	109.0	112.1	84.5
4-Mar-15	n/a	113.6	84.5
18-Feb-15	109.0	110.3	84.5
4-Feb-15	109.0	110.3	84.5

Jan '15	113.8	115.4	87.7
---------	-------	-------	------

Dec '14	124.3	127.5	91.4
Nov '14	126.9	130.1	92.9
Oct '14	129.0	132.2	89.1
Sep '14	136.4	139.5	85.1
Aug '14	136.4	139.5	84.5
Jul '14	136.4	139.5	85.3
Jun '14	136.4	139.5	88.5
May '14	136.4	139.4	90.3
Apr '14	136.4	139.4	89.9
Mar '14	136.4	139.4	102.9
Feb '14	135.4	138.4	114.5
Jan '14	133.2	136.3	91.5

Dec '13	133.2	136.3	86.2
Nov '13	133.0	136.1	80.7
Oct '13	128.6	131.8	82.2
Sep '13	128.1	131.3	76.8
Aug '13	126.6	129.7	76.1
Jul '13	130.7	133.9	75.7
Jun '13	133.1	136.3	79.2
May '13	131.7	134.9	81.0
Apr '13	132.1	135.3	81.4
Mar '13	137.3	140.5	80.4
Feb '13	132.4	135.6	76.9

Residential Heating Fuel Prices — Watson Lake

	Furnace Oil	Arctic Stove Oil	Propane (500-gallon tank cost)
17-Feb-16	83.0	90.9	71.3
3-Feb-16	88.2	94.3	71.3
20-Jan-16	87.1	94.7	71.3
6-Jan-16	98.9	104.2	71.3

22-Dec-15	99.0	104.9	71.3
9-Dec-15	102.5	107.8	71.3
25-Nov-15	108.3	112.6	71.3
12-Nov-15	110.0	114.3	77.2
28-Oct-15	110.1	115.0	82.4
14-Oct-15	108.2	112.0	82.4
30-Sep-15	108.8	112.8	81.9
16-Sep-15	104.3	108.0	81.9
2-Sep-15	105.5	109.2	79.3
19-Aug-15	107.9	111.8	79.3
6-Aug-15	106.4	111.1	79.3
22-Jul-15	107.3	111.9	79.3
8-Jul-15	107.9	112.6	79.3
24-Jun-15	109.6	113.7	79.3
10-Jun-15	108.9	114.3	85.6
27-May-15	112.2	117.6	85.6
13-May-15	111.1	114.2	85.6
29-Apr-15	109.7	113.4	85.6
15-Apr-15	107.9	111.4	84.5
1-Apr-15	108.7	114.3	84.5
18-Mar-15	112.0	114.8	84.5
4-Mar-15	125.2	124.4	84.5
18-Feb-15	117.9	119.1	84.5
4-Feb-15	116.6	118.2	84.5

	Furnace Oil	Arctic Stove Oil	Propane (500-gallon tank cost)
Jan '15	115.7	118.5	87.7

Dec '14	127.6	130.3	91.4
Nov '14	136.9	139.7	92.9
Oct '14	134.3	137.1	89.1
Sep '14	138.2	141.0	85.1
Aug '14	138.3	141.1	84.5
Jul '14	137.8	140.6	85.3
Jun '14	140.2	143.0	88.5
May '14	144.6	146.7	90.3
Apr '14	144.4	147.2	89.9
Mar '14	145.8	148.4	102.9
Feb '14	146.5	149.3	114.5
Jan '14	144.6	147.3	91.5

Dec '13	146.4	149.0	86.2
Nov '13	139.7	142.5	80.7
Oct '13	136.1	138.9	82.2
Sep '13	133.9	136.7	76.8
Aug '13	131.8	134.6	76.1
Jul '13	132.2	135.0	75.7
Jun '13	132.2	135.0	75.7
Jul '13	132.2	135.0	75.7
Jun '13	132.9	135.7	79.2
May '13	134.4	137.2	81.0
Apr '13	135.9	138.7	81.4
Mar '13	138.5	141.3	80.4
Feb '13	138.1	140.9	76.9

Information collected by Yukon Bureau of Statistics
for the Department of Energy, Mines and Resources.

Next release: April 1st, 2016