



Retail Motor Fuel Prices in Yukon

Average Prices as of January 20th, 2016

	Self-serve			% Change Jan 21, 2015 to Jan 20, 2016		
	regular	premium	diesel	regular	premium	diesel
Whitehorse	99.8	108.6	108.6	5.2%	4.2%	-14.8%
Beaver Creek	n/a	n/a	n/a	n/a	n/a	n/a
Burwash Landing	n/a	n/a	n/a	n/a	n/a	n/a
Carcross	114.9	-	125.9	4.5%	-	-10.0%
Carmacks	109.9	119.9	114.9	10.0%	9.1%	-14.8%
Dawson City	119.5	126.5	143.8	-9.6%	-9.3%	-9.5%
Destruction Bay	118.9	128.9	111.9	-2.5%	-2.3%	-13.9%
Eagle Plains	150.0	-	150.0	-13.3%	-	-3.2%
Faro	109.9	-	114.9	-5.2%	-	-23.3%
Haines Junction	105.2	110.4	116.4	0.5%	1.4%	-12.0%
Mayo	108.9	-	121.9	-1.8%	-	-12.9%
Pelly Crossing	122.9	-	121.9	0.0%	-	-22.8%
Ross River	107.4	-	109.2	-6.6%	-	-16.1%
Stewart Crossing	109.9	115.9	125.9	-2.7%	-2.6%	-14.9%
Jake's Corner	99.8	129.8	112.8	-6.2%	4.0%	-5.5%
Teslin	104.9	114.9	113.9	6.1%	5.5%	-14.3%
Watson Lake	95.5	117.9	95.6	-4.4%	5.4%	-24.1%

As of January 20th, 2016, average **regular self-serve** motor fuel prices ranged from 95.5¢ per litre in Watson Lake to 150.0¢ per litre in Eagle Plains; a difference of 54.5¢. In communities offering **premium self-serve** motor fuel, prices ranged from 108.6¢ in Whitehorse to 129.8¢ in Jake's Corner; a difference of 21.2¢. **Diesel self-serve** prices ranged from 95.6¢ in Watson Lake to 150.0¢ in Eagle Plains; a difference of 54.4¢ per litre.

Comparing January 20th, 2016 to January 21st, 2015, nine Yukon communities had decreases in **regular self-serve** motor fuel prices while five communities increased and one stayed the same. **Premium self-serve** prices had increases with the exceptions of Dawson City, Destruction Bay and Stewart Crossing. **Diesel self-serve** had decreases in all Yukon communities.

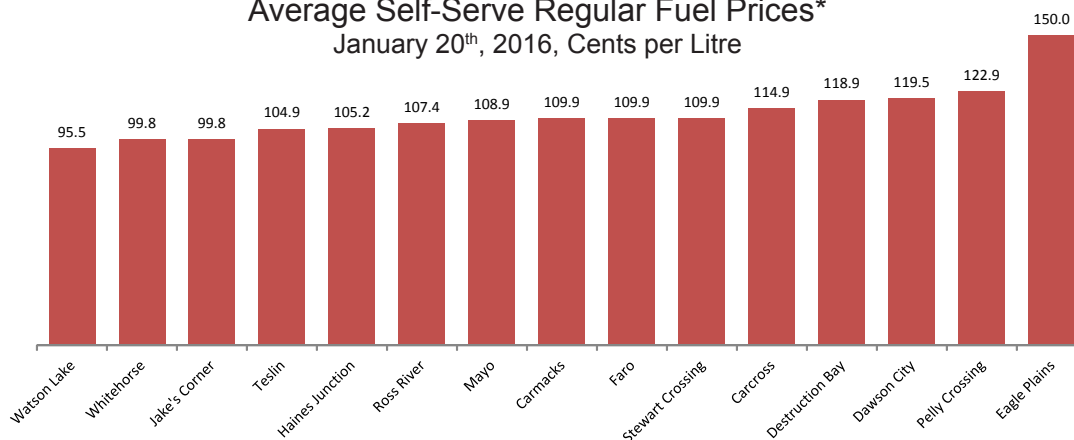
	Full-serve				% Change Jan 21, 2015 to Jan 20, 2016			
	regular	premium	diesel	propane	regular	premium	diesel	propane
Whitehorse	99.9	120.4	115.2	94.3	2.6%	3.4%	-11.7%	-2.4%
Dawson City	-	-	-	n/a	-	-	-	n/a
Destruction Bay	-	-	-	126.9	-	-	-	0.0%
Eagle Plains	-	-	-	140.0	-	-	-	0.0%
Haines Junction	-	-	-	100.0	-	-	-	-13.0%
Mayo	109.9	-	119.9	-	-6.8%	-	-16.1%	-
Jake's Corner	-	-	-	110.0	-	-	-	10.0%
Teslin	-	-	-	115.0	-	-	-	0.0%
Watson Lake	-	-	-	105.9	-	-	-	-19.1%

In communities offering **full-serve propane** fuel services, prices ranged from 94.3¢ per litre in Whitehorse to 140.0¢ per litre in Eagle Plains; a difference of 45.7¢. Year-over-year, the price of full-serve propane decreased in three Yukon communities (Whitehorse, Haines Junction and Watson Lake), increased at Jake's Corner and remained the same in Destruction Bay, Eagle Plains and Teslin.

Notes:

All prices are Canadian cents per litre, including all applicable taxes.
 "-" Indicates this service was not available in this community at this time.
 "n/a" indicates this information was not available for the reporting period.

Average Self-Serve Regular Fuel Prices*
January 20th, 2016, Cents per Litre



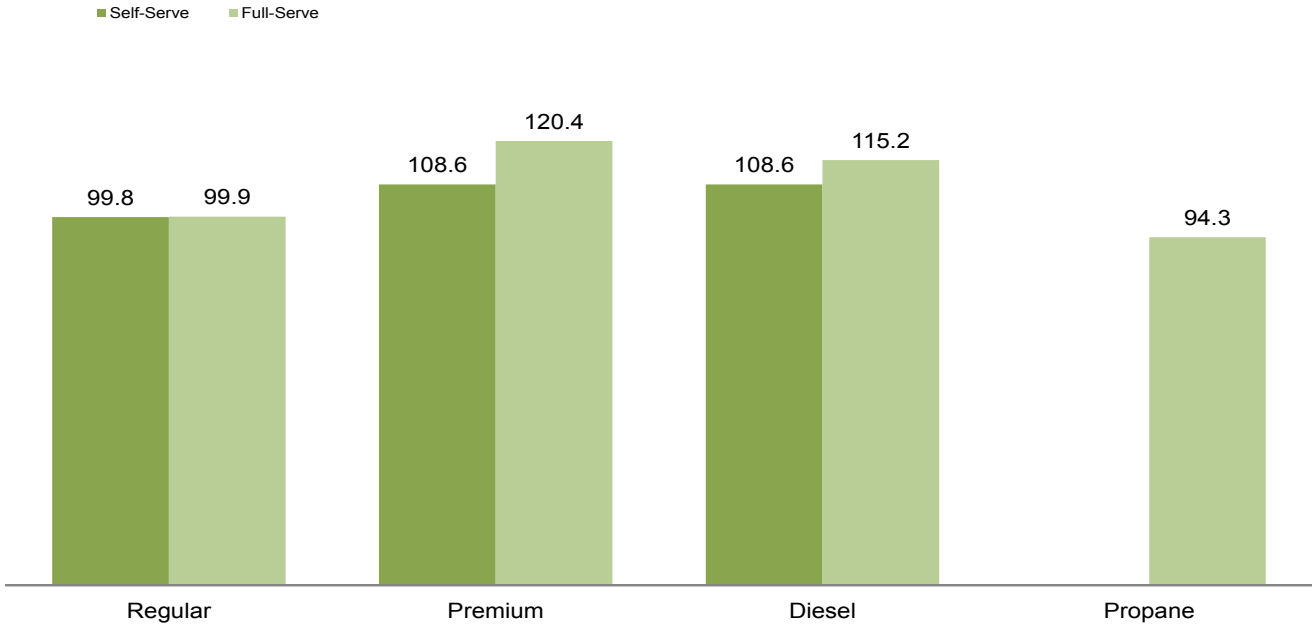
*Data for Burwash Landing and Beaver Creek were not available.

Retail Motor Fuel Prices — Whitehorse

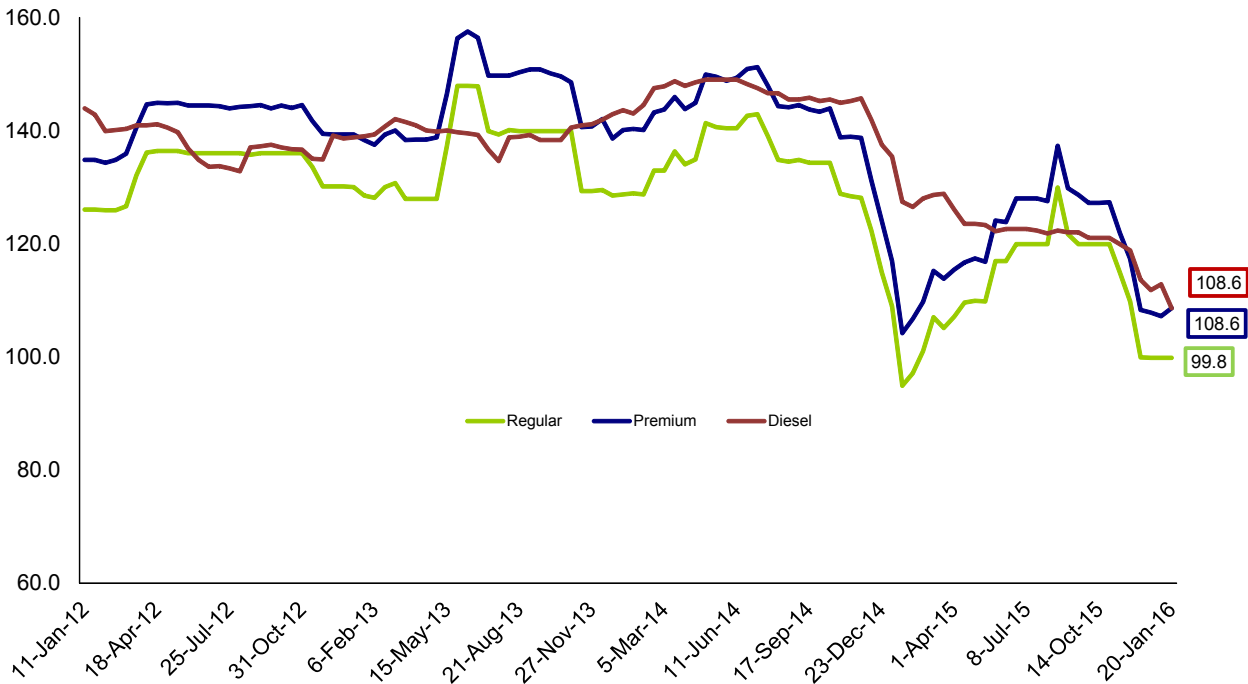
	Self-serve			Full-serve			
	regular	premium	diesel	regular	premium	diesel	propane
20-Jan-16	99.8	108.6	108.6	99.9	120.4	115.2	94.3
6-Jan-16	99.8	107.2	112.8	101.2	118.7	117.7	94.3
22-Dec-15	99.8	107.8	111.8	101.2	119.7	117.7	95.3
9-Dec-15	99.9	108.3	113.6	102.4	121.9	121.9	94.6
25-Nov-15	109.8	117.3	118.8	112.4	126.9	122.4	93.6
12-Nov-15	114.9	121.9	119.9	117.4	128.9	123.4	94.3
28-Oct-15	119.9	127.3	121.0	119.9	131.7	123.9	94.6
14-Oct-15	119.9	127.2	121.0	119.9	131.7	123.9	93.0
30-Sep-15	119.9	127.2	121.0	122.4	133.9	123.9	94.0
16-Sep-15	119.9	128.6	122.0	122.2	134.2	123.9	94.0
2-Sep-15	121.7	129.8	122.0	123.9	135.9	123.9	93.6
19-Aug-15	129.9	137.3	122.3	129.7	139.2	123.9	94.6
5-Aug-15	119.9	127.5	121.8	122.4	132.7	123.9	94.6
22-Jul-15	119.9	128.0	122.3	122.4	133.7	123.9	94.6
8-Jul-15	119.9	128.0	122.6	122.2	132.7	124.4	93.3
24-Jun-15	119.9	128.0	122.6	122.2	133.7	124.4	97.3
10-Jun-15	116.9	123.8	122.6	117.7	129.2	131.2	97.3
27-May-15	116.9	124.1	122.2	117.7	129.4	131.2	96.3
13-May-15	109.8	116.8	123.3	110.7	125.4	132.7	96.3
29-Apr-15	109.9	117.4	123.5	110.7	125.4	132.7	96.3
15-Apr-15	109.6	116.7	123.5	110.7	125.4	132.7	97.9
1-Apr-15	107.1	115.4	126.0	109.4	123.9	132.4	97.9
18-Mar-15	105.1	113.8	128.8	108.2	124.2	132.4	97.9
4-Mar-15	107.0	115.2	128.6	109.4	124.2	133.9	97.9
18-Feb-15	101.0	109.7	128.0	104.9	119.4	130.4	96.9
4-Feb-15	97.1	106.7	126.5	98.7	117.7	130.4	96.6
21-Jan-15	94.9	104.2	127.4	97.4	116.4	130.4	96.6
7-Jan-15	108.9	116.9	135.4	109.2	126.4	137.9	99.6
Dec '14	118.6	127.6	139.7	119.6	132.0	141.5	98.5
Nov '14	128.3	138.8	145.5	129.3	143.4	146.9	103.0
Oct '14	132.5	142.0	145.2	134.9	145.9	148.6	105.0
Sep '14	134.6	144.1	145.7	137.2	147.7	148.9	103.7
Aug '14	134.7	144.2	146.1	137.2	147.7	148.9	103.8
Jul '14	141.0	149.6	147.1	142.8	150.5	149.3	105.1
Jun '14	141.5	150.1	148.6	143.1	151.6	151.8	116.6
May '14	140.5	149.2	149.0	142.2	150.8	152.2	119.2
Apr '14	136.7	146.2	148.5	137.9	149.2	151.9	119.3
Mar '14	134.6	144.8	148.3	135.1	148.3	153.6	121.6
Feb '14	130.8	141.7	146.0	131.2	147.3	147.1	120.0
Jan '14	128.8	140.2	143.3	129.4	146.7	143.2	111.8
Dec '13	129.0	140.3	142.4	129.7	145.2	140.7	109.4
Nov '13	129.3	140.7	141.0	131.7	147.0	140.7	106.5
Oct '13	139.9	149.4	139.0	139.9	151.1	139.6	104.9
Sep '13	139.9	150.8	138.8	139.9	151.9	139.4	104.3
Aug '13	140.0	150.0	138.9	139.9	151.9	139.3	102.3
Jul '13	139.6	149.7	135.6	140.7	152.6	140.3	101.4
Jun '13	147.9	157.0	139.4	148.2	155.7	142.2	101.4
May '13	137.7	147.2	139.8	137.9	149.4	140.8	101.0
Apr '13	127.9	138.4	140.5	129.7	144.7	140.5	100.8
Mar '13	129.3	139.2	141.8	131.5	144.7	140.3	100.9
Feb '13	129.1	138.4	140.0	129.3	142.2	137.4	100.7
Jan '13	129.3	138.8	138.9	129.2	142.3	137.6	100.9

Retail Motor Fuel Prices — Whitehorse

Average Fuel Prices, as of January 20th, 2016
(cents per litre)



Average Self-Serve Bi-weekly Fuel Prices,
January 2012 - January 2016
(cents per litre)



Retail Motor Fuel Prices - Beaver Creek & Burwash Landing

	Beaver Creek Self-serve		
	regular	premium	diesel
20-Jan-16	n/a	n/a	n/a
6-Jan-16	139.9	152.9	149.9

	Burwash Landing Self-serve		
	regular	premium	diesel
20-Jan-16	n/a	n/a	n/a
6-Jan-16	n/a	n/a	n/a

	Burwash Landing Full-serve		
	regular	premium	diesel
20-Jan-16	-	-	-
6-Jan-16	-	-	-

22-Dec-15	139.9	152.9	149.9
9-Dec-15	154.9	167.9	159.9
25-Nov-15	154.9	167.9	159.9
12-Nov-15	154.9	167.9	159.9
28-Oct-15	154.9	167.9	159.9
14-Oct-15	150.2	167.9	166.6
30-Sep-15	147.2	167.9	166.6
16-Sep-15	150.2	167.9	166.6
2-Sep-15	150.2	167.9	166.6
19-Aug-15	150.2	167.9	166.6
5-Aug-15	150.2	167.9	166.6
22-Jul-15	150.2	167.9	166.6
8-Jul-15	147.9	167.9	166.6
24-Jun-15	143.6	167.9	163.2
10-Jun-15	138.6	152.9	166.6
27-May-15	136.9	152.9	168.2
13-May-15	138.9	152.9	158.9
29-Apr-15	143.9	152.9	169.2
15-Apr-15	139.9	152.9	159.9
1-Apr-15	139.9	n/a	n/a
18-Mar-15	142.9	165.9	169.9
4-Mar-15	142.9	165.9	169.9
18-Feb-15	142.9	165.9	169.9
4-Feb-15	142.9	165.9	169.9
21-Jan-15	142.9	165.9	169.9
7-Jan-15	152.9	165.9	169.9

22-Dec-15	119.9	129.9	120.9
9-Dec-15	n/a	n/a	n/a
25-Nov-15	n/a	n/a	n/a
12-Nov-15	129.9	139.9	129.9
28-Oct-15	129.9	139.9	120.9
14-Oct-15	n/a	n/a	n/a
30-Sep-15	129.9	139.9	120.9
16-Sep-15	129.9	139.9	120.9
2-Sep-15	132.9	142.9	120.9
19-Aug-15	132.9	142.9	120.9
5-Aug-15	-	-	-
22-Jul-15	-	-	-
8-Jul-15	-	-	-
24-Jun-15	-	-	-
10-Jun-15	-	-	-
27-May-15	-	-	-
13-May-15	-	-	-
29-Apr-15	-	-	-
15-Apr-15	-	-	-
1-Apr-15	-	-	-
18-Mar-15	-	-	-
4-Mar-15	-	-	-
18-Feb-15	-	-	-
4-Feb-15	-	-	-
21-Jan-15	-	-	-
7-Jan-15	-	-	-

22-Dec-15	-	-	-
9-Dec-15	-	-	-
25-Nov-15	-	-	-
12-Nov-15	-	-	-
28-Oct-15	-	-	-
14-Oct-15	-	-	-
30-Sep-15	-	-	-
16-Sep-15	-	-	-
2-Sep-15	-	-	-
19-Aug-15	-	-	-
5-Aug-15	-	-	-
22-Jul-15	-	-	-
8-Jul-15	-	-	-
24-Jun-15	-	-	-
10-Jun-15	-	-	-
27-May-15	-	-	-
13-May-15	-	-	-
29-Apr-15	-	-	-
15-Apr-15	-	-	-
1-Apr-15	-	-	-
18-Mar-15	-	-	-
4-Mar-15	-	-	-
18-Feb-15	-	-	-
4-Feb-15	-	-	-
21-Jan-15	-	-	-
7-Jan-15	-	-	-

Dec '14	160.4	173.9	173.4
Nov '14	167.9	181.9	176.9
Oct '14	165.9	181.9	179.0
Sep '14	165.9	181.9	180.6
Aug '14	166.3	181.9	180.6
Jul '14	166.6	181.9	178.6
Jun '14	165.9	179.9	180.6
May '14	169.3	184.9	186.4
Apr '14	169.9	182.9	189.9
Mar '14	169.9	182.9	189.9
Feb '14	169.9	182.9	184.9
Jan '14	169.9	182.9	179.9

Dec '14	-	-	-
Nov '14	-	-	-
Oct '14	-	-	-
Sep '14	-	-	-
Aug '14	-	-	-
Jul '14	-	-	-
Jun '14	-	-	-
May '14	-	-	-
Apr '14	-	-	-
Mar '14	-	-	-
Feb '14	-	-	-
Jan '14	-	-	-

Dec '14	-	-	-
Nov '14	-	-	-
Oct '14	-	-	-
Sep '14	-	-	-
Aug '14	-	-	-
Jul '14	-	-	-
Jun '14	-	-	-
May '14	-	-	-
Apr '14	-	-	-
Mar '14	-	-	-
Feb '14	-	-	-
Jan '14	-	-	-

Dec '13	169.9	182.9	179.9
Nov '13	169.9	182.9	177.4
Oct '13	173.2	186.9	167.4
Sep '13	174.4	188.9	166.6
Aug '13	173.4	188.9	165.1
Jul '13	174.2	188.9	164.2
Jun '13	167.8	183.4	167.4
May '13	157.7	169.9	164.9
Apr '13	156.9	169.9	166.9
Mar '13	156.9	169.9	166.9
Feb '13	156.9	169.9	158.9
Jan '13	156.9	169.9	158.9

Dec '13	-	-	-
Nov '13	-	-	-
Oct '13	-	-	-
Sep '13	-	-	-
Aug '13	-	-	-
Jul '13	-	-	-
Jun '13	-	-	-
May '13	-	-	-
Apr '13	-	-	-
Mar '13	-	-	-
Feb '13	-	-	-
Jan '13	-	-	-

Dec '13	-	-	-
Nov '13	-	-	-
Oct '13	149.9	-	149.9
Sep '13	149.9	-	149.9
Aug '13	149.9	-	149.9
Jul '13	164.9	-	149.9
Jun '13	165.4	-	149.9
May '13	165.9	-	149.9
Apr '13	-	-	-
Mar '13	-	-	-
Feb '13	-	-	-
Jan '13	-	-	-

Retail Motor Fuel Prices — Carcross & Carmacks

	Carcross Self-serve		
	regular	premium	diesel
20-Jan-16	114.9	-	125.9
6-Jan-16	121.9	-	129.9

22-Dec-15	121.9	-	129.9
9-Dec-15	121.9	-	129.9
25-Nov-15	129.9	-	134.9
12-Nov-15	134.9	-	134.9
28-Oct-15	139.9	-	139.9
14-Oct-15	139.9	-	139.9
30-Sep-15	139.9	-	139.9
16-Sep-15	139.9	-	139.9
2-Sep-15	139.9	-	139.9
19-Aug-15	139.9	-	139.9
5-Aug-15	139.9	-	139.9
22-Jul-15	139.9	-	139.9
8-Jul-15	139.9	-	139.9
24-Jun-15	139.9	-	139.9
10-Jun-15	134.9	-	139.9
27-May-15	129.9	-	139.9
13-May-15	119.9	-	139.9
29-Apr-15	119.9	-	139.9
15-Apr-15	119.9	-	144.9
1-Apr-15	119.9	-	144.9
18-Mar-15	114.9	-	144.9
4-Mar-15	114.9	-	139.9
18-Feb-15	109.9	-	139.9
4-Feb-15	109.9	-	139.9
21-Jan-15	109.9	-	139.9
7-Jan-15	124.9	-	149.9

Dec '14	132.4	-	152.4
Nov '14	139.9	-	154.9
Oct '14	146.6	-	154.9
Sep '14	149.9	-	157.4
Aug '14	151.9	-	157.4
Jul '14	153.9	-	159.9
Jun '14	153.9	-	159.9
May '14	153.9	-	159.9
Apr '14	151.2	-	159.9
Mar '14	149.9	-	157.4
Feb '14	147.4	-	157.4
Jan '14	144.9	-	154.9

Dec '13	149.9	-	154.9
Nov '13	149.9	-	154.9
Oct '13	149.9	-	151.6
Sep '13	152.4	-	149.9
Aug '13	154.9	-	149.9
Jul '13	154.9	-	149.9
Jun '13	154.9	-	149.9
May '13	146.9	-	145.9
Apr '13	139.9	-	145.9
Mar '13	139.9	-	145.9
Feb '13	139.9	-	145.9
Jan '13	139.9	-	145.9

	Carmacks Self-serve		
	regular	premium	diesel
20-Jan-16	109.9	119.9	114.9
6-Jan-16	104.9	114.9	114.9

22-Dec-15	104.9	114.9	114.9
9-Dec-15	114.9	124.9	124.9
25-Nov-15	124.9	134.9	124.9
12-Nov-15	124.9	134.9	124.9
28-Oct-15	134.9	144.9	129.9
14-Oct-15	134.9	144.9	124.4
30-Sep-15	124.9	132.9	128.9
16-Sep-15	129.9	136.4	124.4
2-Sep-15	134.9	141.4	124.4
19-Aug-15	129.9	136.4	122.4
5-Aug-15	129.9	136.4	125.4
22-Jul-15	134.9	141.4	125.4
8-Jul-15	135.9	139.9	131.9
24-Jun-15	135.9	142.9	127.4
10-Jun-15	129.9	137.4	126.4
27-May-15	120.9	131.4	126.4
13-May-15	117.9	123.9	126.4
29-Apr-15	113.9	123.9	126.4
15-Apr-15	118.9	128.9	128.9
1-Apr-15	118.9	128.9	139.9
18-Mar-15	116.9	126.9	139.9
4-Mar-15	116.9	126.9	139.9
18-Feb-15	112.9	122.9	134.9
4-Feb-15	99.9	109.9	134.9
21-Jan-15	99.9	109.9	134.9
7-Jan-15	119.9	129.9	147.9

Dec '14	126.4	136.4	150.4
Nov '14	139.9	149.9	149.9
Oct '14	142.9	157.2	158.9
Sep '14	146.9	161.9	167.9
Aug '14	150.4	161.9	167.9
Jul '14	153.9	161.9	167.9
Jun '14	153.9	161.9	167.9
May '14	153.9	160.9	167.9
Apr '14	149.9	159.9	167.9
Mar '14	143.9	153.9	174.9
Feb '14	139.9	149.9	170.4
Jan '14	139.9	149.9	163.9

Dec '13	139.9	149.9	158.9
Nov '13	144.9	154.9	159.9
Oct '13	148.2	159.9	153.2
Sep '13	149.9	159.9	147.4
Aug '13	148.7	160.2	147.4
Jul '13	149.9	159.9	147.4
Jun '13	159.9	167.4	148.7
May '13	148.2	157.2	145.4
Apr '13	139.9	149.9	151.9
Mar '13	139.9	149.9	153.9
Feb '13	137.9	148.9	151.9
Jan '13	139.9	149.9	151.4

Retail Motor Fuel Prices — Dawson City & Destruction Bay

	Dawson City Self-serve			Full-serve
	regular	premium	diesel	propane
20-Jan-16	119.5	126.5	143.8	n/a
6-Jan-16	122.7	130.7	139.9	135.0
22-Dec-15	122.7	130.7	139.9	135.0
9-Dec-15	132.2	139.2	147.9	135.0
25-Nov-15	137.9	144.4	147.9	135.0
12-Nov-15	139.7	146.7	149.3	135.0
28-Oct-15	139.7	146.7	149.3	n/a
14-Oct-15	139.7	146.7	149.3	n/a
30-Sep-15	132.2	140.7	136.3	n/a
16-Sep-15	144.7	151.2	149.8	135.0
2-Sep-15	149.7	156.2	149.8	135.0
19-Aug-15	144.7	151.2	147.8	135.0
5-Aug-15	139.7	147.8	146.7	135.0
22-Jul-15	139.7	146.7	147.8	135.0
8-Jul-15	137.7	145.7	147.8	135.0
24-Jun-15	136.2	141.7	147.8	135.0
10-Jun-15	136.2	144.2	147.8	135.0
27-May-15	128.7	135.2	152.8	135.0
13-May-15	126.2	132.7	157.4	135.0
29-Apr-15	126.2	132.7	157.4	130.0
15-Apr-15	126.2	132.7	157.4	130.0
1-Apr-15	126.2	132.7	157.4	130.0
18-Mar-15	123.7	130.2	157.4	135.0
4-Mar-15	123.7	130.2	157.4	135.0
18-Feb-15	123.7	130.2	157.4	135.0
4-Feb-15	126.9	133.9	157.9	n/a
21-Jan-15	132.2	139.4	158.9	135.0
7-Jan-15	136.0	143.2	163.4	135.0
Dec '14	145.2	153.5	168.2	135.0
Nov '14	148.3	157.4	166.9	135.0
Oct '14	157.7	166.7	168.9	135.0
Sep '14	159.2	166.7	168.9	135.0
Aug '14	159.2	166.7	168.9	135.0
Jul '14	159.8	167.3	169.2	135.0
Jun '14	155.0	163.0	167.2	135.0
May '14	154.2	161.7	165.9	135.0
Apr '14	152.2	159.7	167.4	135.0
Mar '14	150.7	157.7	166.9	130.0
Feb '14	149.6	156.6	167.6	135.0
Jan '14	148.5	155.3	167.7	n/a
Dec '13	154.0	162.3	163.4	120.0
Nov '13	157.1	165.6	163.1	120.0
Oct '13	160.1	168.9	161.9	120.0
Sep '13	162.9	168.4	162.4	120.0
Aug '13	162.9	168.4	162.4	120.0
Jul '13	164.8	170.3	162.7	120.0
Jun '13	166.8	172.3	162.9	120.0
May '13	155.4	162.4	165.2	120.0
Apr '13	145.7	157.1	152.5	120.0
Mar '13	142.1	155.2	157.9	n/a
Feb '13	143.5	155.6	150.6	120.0
Jan '13	149.1	158.2	155.4	120.0

	Destruction Bay Self-serve			Full-serve
	regular	premium	diesel	propane
20-Jan-16	118.9	128.9	111.9	126.9
6-Jan-16	121.9	131.9	119.9	126.9
22-Dec-15	121.9	131.9	119.9	126.9
9-Dec-15	121.9	131.9	124.9	126.9
25-Nov-15	131.9	141.9	124.9	126.9
12-Nov-15	131.9	141.9	131.9	130.0
28-Oct-15	140.9	150.9	131.9	126.9
14-Oct-15	140.9	150.9	131.9	126.9
30-Sep-15	138.9	148.9	122.9	126.9
16-Sep-15	129.9	139.9	122.9	130.0
2-Sep-15	134.9	144.9	122.9	130.0
19-Aug-15	149.9	159.9	122.9	130.0
5-Aug-15	137.9	147.9	121.9	130.0
22-Jul-15	138.9	148.9	121.9	130.0
8-Jul-15	137.9	147.9	123.9	130.0
24-Jun-15	138.9	148.9	123.9	130.0
10-Jun-15	134.9	144.9	127.9	130.0
27-May-15	133.9	143.9	127.9	126.9
13-May-15	129.9	139.9	129.9	126.9
29-Apr-15	133.9	143.9	129.9	126.9
15-Apr-15	125.9	135.9	129.9	126.9
1-Apr-15	125.9	135.9	129.9	126.7
18-Mar-15	123.9	133.9	138.9	126.7
4-Mar-15	123.9	133.9	138.9	126.9
18-Feb-15	124.9	134.9	140.9	126.9
4-Feb-15	121.9	131.9	137.9	126.9
21-Jan-15	121.9	131.9	129.9	126.9
7-Jan-15	121.9	131.9	140.9	132.9
Dec '14	128.9	138.9	155.9	132.9
Nov '14	139.9	154.9	164.4	132.9
Oct '14	148.9	159.6	152.2	125.6
Sep '14	153.9	163.9	153.9	124.9
Aug '14	152.9	162.9	152.9	124.9
Jul '14	154.9	164.9	156.9	129.9
Jun '14	158.9	168.9	159.4	129.9
May '14	157.4	167.4	169.9	140.0
Apr '14	154.9	164.9	172.9	134.6
Mar '14	153.9	163.9	173.4	143.9
Feb '14	145.9	155.9	172.9	124.9
Jan '14	140.9	150.9	167.9	105.9
Dec '13	141.9	151.9	163.4	105.9
Nov '13	143.4	153.4	158.9	105.9
Oct '13	142.9	152.9	153.6	105.9
Sep '13	147.9	157.9	148.9	105.9
Aug '13	146.9	156.9	142.4	108.0
Jul '13	149.9	159.9	140.9	110.0
Jun '13	155.8	165.9	141.9	110.0
May '13	152.9	162.9	144.9	108.6
Apr '13	146.9	156.9	146.9	106.9
Mar '13	146.9	156.9	152.4	105.9
Feb '13	143.4	153.4	153.4	105.9
Jan '13	132.9	142.9	143.9	105.9

Retail Motor Fuel Prices — Eagle Plains & Faro

	Eagle Plains			
	Self-Serve			Full-serve
	regular	premium	diesel	propane
20-Jan-16	150.0	-	150.0	140.0
6-Jan-16	150.0	-	160.0	140.0
22-Dec-15	150.0	-	155.0	140.0
9-Dec-15	150.0	-	160.0	140.0
25-Nov-15	150.0	-	160.0	140.0
12-Nov-15	150.0	-	160.0	140.0
28-Oct-15	150.0	-	155.0	140.0
14-Oct-15	150.0	-	155.0	140.0
30-Sep-15	150.0	-	155.0	140.0
16-Sep-15	150.0	-	155.0	140.0
2-Sep-15	150.0	-	155.0	140.0
19-Aug-15	150.0	-	155.0	140.0
5-Aug-15	150.0	-	155.0	140.0
22-Jul-15	150.0	-	160.0	140.0
8-Jul-15	150.0	-	155.0	140.0
24-Jun-15	150.0	-	160.0	140.0
10-Jun-15	155.0	-	150.0	140.0
27-May-15	150.0	-	160.0	140.0
13-May-15	150.0	-	160.0	140.0
29-Apr-15	150.0	-	155.0	140.0
15-Apr-15	150.0	-	160.0	145.0
1-Apr-15	150.0	-	160.0	145.0
18-Mar-15	150.0	-	160.0	145.0
4-Mar-15	150.0	-	160.0	145.0
18-Feb-15	154.0	-	164.0	140.0
4-Feb-15	173.0	-	160.0	140.0
21-Jan-15	173.0	-	155.0	140.0
7-Jan-15	173.0	-	155.0	140.0
Dec '14	173.0	-	165.0	140.0
Nov '14	173.0	-	170.0	140.0
Oct '14	173.0	-	175.0	140.0
Sep '14	173.0	-	170.0	140.0
Aug '14	173.0	-	175.0	140.5
Jul '14	173.0	-	172.5	140.9
Jun '14	173.0	-	175.0	140.9
May '14	173.0	-	175.0	140.9
Apr '14	173.9	-	170.0	140.9
Mar '14	173.9	-	175.0	140.9
Feb '14	173.9	-	175.0	140.5
Jan '14	173.5	-	172.5	140.0
Dec '13	173.0	-	172.5	140.0
Nov '13	173.0	-	175.0	140.0
Oct '13	173.0	-	171.7	140.0
Sep '13	173.0	-	172.5	140.0
Aug '13	173.0	-	175.0	140.0
Jul '13	173.0	-	175.0	-

	Faro		
	Self-Serve		
	regular	premium	diesel
20-Jan-16	109.9	-	114.9
6-Jan-16	104.9	-	114.9
22-Dec-15	104.9	-	114.9
9-Dec-15	124.9	-	125.9
25-Nov-15	124.9	-	125.9
12-Nov-15	134.9	-	129.9
28-Oct-15	139.9	-	119.9
14-Oct-15	124.9	-	119.9
30-Sep-15	129.9	-	119.9
16-Sep-15	139.9	-	119.9
2-Sep-15	141.9	-	117.9
19-Aug-15	131.9	-	117.9
5-Aug-15	131.9	-	123.9
22-Jul-15	131.9	-	123.9
8-Jul-15	131.9	-	125.9
24-Jun-15	n/a	-	n/a
10-Jun-15	131.5	-	125.9
27-May-15	119.9	-	125.9
13-May-15	115.9	-	125.9
29-Apr-15	115.9	-	125.9
15-Apr-15	120.9	-	130.9
1-Apr-15	118.9	-	141.9
18-Mar-15	118.9	-	141.9
4-Mar-15	118.9	-	141.9
18-Feb-15	114.9	-	136.9
4-Feb-15	101.9	-	136.9
21-Jan-15	115.9	-	149.9
7-Jan-15	121.9	-	149.9
Dec '14	131.9	-	150.9
Nov '14	141.9	-	151.9
Oct '14	148.9	-	160.9
Sep '14	148.9	-	169.9
Aug '14	155.9	-	169.9
Jul '14	155.9	-	169.9
Jun '14	155.9	-	169.9
May '14	155.9	-	169.9
Apr '14	148.6	-	173.6
Mar '14	145.9	-	176.9
Feb '14	141.9	-	168.4
Jan '14	146.9	-	165.9
Dec '13	141.9	-	161.9
Nov '13	152.9	-	161.9
Oct '13	150.2	-	150.2
Sep '13	151.0	-	148.0
Aug '13	151.0	-	148.0
Jul '13	157.0	-	148.0
May '13	151.6	-	150.6
Apr '13	141.9	-	157.9
Mar '13	141.9	-	157.9
Feb '13	140.0	-	152.5
Jan '13	142.0	-	155.0

Retail Motor Fuel Prices — Haines Junction

	Self-serve			Full-serve
	regular	premium	diesel	propane
20-Jan-16	105.2	110.4	116.4	100.0
6-Jan-16	105.2	110.4	117.4	100.0
22-Dec-15	105.7	110.4	117.4	100.0
9-Dec-15	109.4	110.4	120.4	100.0
25-Nov-15	117.7	121.4	126.2	100.0
12-Nov-15	121.4	125.9	126.2	100.0
28-Oct-15	123.9	128.4	125.7	100.0
14-Oct-15	123.9	128.4	127.2	100.0
30-Sep-15	122.2	128.4	126.4	100.0
16-Sep-15	122.9	129.4	128.6	n/a
2-Sep-15	127.7	137.9	127.7	100.0
19-Aug-15	128.7	142.9	127.9	100.0
5-Aug-15	124.2	132.4	127.7	100.0
22-Jul-15	123.7	132.4	127.7	100.0
8-Jul-15	124.2	132.4	129.6	n/a
24-Jun-15	121.9	128.9	127.7	109.9
10-Jun-15	120.6	125.9	127.2	109.9
27-May-15	120.6	128.9	129.6	109.9
13-May-15	113.2	120.4	128.4	109.9
29-Apr-15	111.9	120.4	128.4	114.9
15-Apr-15	111.9	120.4	128.4	114.0
1-Apr-15	108.9	114.9	129.9	114.9
18-Mar-15	108.4	116.9	131.9	114.9
4-Mar-15	106.6	114.9	130.6	114.9
18-Feb-15	105.7	111.4	130.7	114.9
4-Feb-15	102.4	109.4	130.9	114.9
21-Jan-15	104.7	108.9	132.2	114.9
7-Jan-15	113.7	122.4	136.1	124.0
Dec '14	123.5	130.9	138.7	114.5
Nov '14	133.7	139.4	144.4	124.0
Oct '14	137.5	143.4	147.1	124.0
Sep '14	139.7	145.4	147.9	124.0
Aug '14	140.7	146.2	149.4	124.0
Jul '14	144.3	150.7	150.3	124.0
Jun '14	145.3	150.7	150.2	124.0
May '14	145.1	151.4	153.1	124.0
Apr '14	141.2	147.2	153.6	124.0
Mar '14	138.8	145.2	154.9	105.0
Feb '14	133.1	139.4	150.6	105.0
Jan '14	131.9	136.9	148.9	105.0
Dec '13	136.2	n/a	149.7	105.0
Nov '13	137.6	141.2	143.5	105.0
Oct '13	141.1	148.9	141.9	105.0
Sep '13	141.9	148.9	141.9	105.0
Aug '13	143.0	148.9	141.9	105.0
Jul '13	146.2	148.9	144.2	105.0
Jun '13	151.3	161.9	145.0	105.0
May '13	143.2	151.4	145.3	105.0
Apr '13	136.7	141.9	146.4	105.0
Mar '13	136.5	144.7	147.6	105.0
Feb '13	132.7	139.2	143.3	105.0
Jan '13	132.1	138.9	142.7	105.0

Retail Motor Fuel Prices — Mayo

	Self-serve			Full-serve	
	regular	premium	diesel	regular	diesel
20-Jan-16	108.9	-	121.9	109.9	119.9
6-Jan-16	110.9	-	128.9	115.9	130.9
22-Dec-15	110.9	-	128.9	115.9	142.9
9-Dec-15	111.9	-	129.9	115.9	130.9
25-Nov-15	119.9	-	130.9	135.9	142.9
12-Nov-15	125.9	-	131.9	135.9	135.9
28-Oct-15	128.9	-	127.9	135.9	135.9
14-Oct-15	128.9	-	128.9	135.9	142.9
30-Sep-15	128.9	-	128.9	135.9	142.9
16-Sep-15	128.9	-	128.9	n/a	n/a
2-Sep-15	134.9	-	127.9	135.9	142.9
19-Aug-15	137.9	-	125.9	135.9	142.9
5-Aug-15	128.9	-	127.9	135.9	142.9
22-Jul-15	128.9	-	127.9	135.9	142.9
8-Jul-15	128.9	-	127.9	135.9	142.9
24-Jun-15	128.9	-	127.9	135.9	142.9
10-Jun-15	124.9	-	127.9	126.9	142.9
27-May-15	124.9	-	127.9	126.9	142.9
13-May-15	117.9	-	127.9	126.9	142.9
29-Apr-15	117.9	-	127.9	117.9	142.9
15-Apr-15	117.9	-	138.9	117.9	142.9
1-Apr-15	110.9	-	138.9	117.9	142.9
18-Mar-15	110.9	-	139.9	117.9	142.9
4-Mar-15	110.9	-	139.9	117.9	142.9
18-Feb-15	107.9	-	139.9	117.9	142.9
4-Feb-15	107.9	-	139.9	n/a	n/a
21-Jan-15	110.9	-	139.9	117.9	142.9
7-Jan-15	117.9	-	143.9	127.9	152.9
Dec '14	129.4	-	147.4	139.4	160.9
Nov '14	135.9	-	148.9	145.9	160.9
Oct '14	n/a	-	n/a	154.9	160.9
Sep '14	n/a	-	n/a	154.9	160.9
Aug '14	n/a	-	n/a	n/a	n/a
Jul '14	n/a	-	n/a	154.9	160.9
Jun '14	n/a	-	n/a	154.9	160.9
May '14	n/a	-	n/a	154.9	160.9
Apr '14	n/a	-	n/a	151.6	160.9
Mar '14	161.0	-	154.9	149.9	164.9
Feb '14	161.0	-	154.9	159.9	160.9
Jan '14	161.0	-	154.9	159.9	160.9
Dec '13	161.0	-	154.9	159.9	160.9
Nov '13	161.0	-	154.9	159.9	160.9
Oct '13	169.9	-	155.9	159.9	152.9
Sep '13	169.9	-	155.9	159.9	148.9
Aug '13	169.9	-	155.9	159.9	148.9
Jul '13	162.9	-	150.9	169.9	159.9
Jun '13	n/a	-	n/a	169.9	155.9
May '13	154.0	-	155.0	160.4	155.9
Apr '13	154.0	-	155.0	n/a	n/a
Mar '13	154.0	-	155.0	150.9	155.9
Feb '13	154.0	-	155.0	150.9	155.9
Jan '13	154.0	-	155.0	150.9	155.9

Retail Motor Fuel Prices — Pelly Crossing & Ross River

	Pelly Crossing Self-serve	
	regular	diesel
20-Jan-16	122.9	121.9
6-Jan-16	122.9	121.9
22-Dec-15	124.9	131.9
9-Dec-15	124.9	131.9
25-Nov-15	124.9	131.9
12-Nov-15	134.9	131.9
28-Oct-15	n/a	n/a
14-Oct-15	142.9	135.9
30-Sep-15	142.9	135.9
16-Sep-15	136.9	135.9
2-Sep-15	136.9	135.9
19-Aug-15	136.9	135.9
5-Aug-15	133.9	135.9
22-Jul-15	133.9	135.9
8-Jul-15	133.9	135.9
24-Jun-15	133.9	135.9
10-Jun-15	127.9	135.9
27-May-15	127.9	135.9
13-May-15	127.9	135.9
29-Apr-15	124.9	157.9
15-Apr-15	124.9	157.9
1-Apr-15	124.9	157.9
18-Mar-15	124.9	157.9
4-Mar-15	117.9	157.9
18-Feb-15	117.9	157.9
4-Feb-15	117.9	157.9
21-Jan-15	122.9	157.9
7-Jan-15	128.9	157.9
Dec '14	142.4	157.9
Nov '14	146.9	157.9
Oct '14	154.9	169.9
Sep '14	154.9	169.9
Aug '14	154.9	169.9
Jul '14	154.9	169.9
Jun '14	154.9	169.9
May '14	154.9	169.9
Apr '14	149.9	163.2
Mar '14	149.9	164.9
Feb '14	149.9	159.9
Jan '14	149.9	159.9
Dec '13	149.9	159.9
Nov '13	152.4	157.4
Oct '13	154.9	151.6
Sep '13	154.9	154.9
Aug '13	154.9	154.9
Jul '13	149.9	149.9
Jun '13	159.9	149.9
May '13	150.6	151.6
Apr '13	145.9	154.9
Mar '13	142.9	154.9
Feb '13	139.9	154.9
Jan '13	139.9	148.9

	Ross River Self-serve	
	regular	diesel
20-Jan-16	107.4	109.2
6-Jan-16	115.6	119.4
22-Dec-15	n/a	n/a
9-Dec-15	115.6	119.4
25-Nov-15	122.3	122.6
12-Nov-15	131.4	123.1
28-Oct-15	n/a	n/a
14-Oct-15	131.4	123.1
30-Sep-15	129.9	113.5
16-Sep-15	129.9	113.5
2-Sep-15	129.9	113.5
19-Aug-15	129.9	113.5
5-Aug-15	129.9	113.5
22-Jul-15	126.7	110.9
8-Jul-15	126.7	110.9
24-Jun-15	126.7	110.9
10-Jun-15	118.4	119.9
27-May-15	118.4	119.9
13-May-15	118.4	119.9
29-Apr-15	118.4	119.9
15-Apr-15	117.1	129.1
1-Apr-15	117.1	129.1
18-Mar-15	117.9	129.9
4-Mar-15	117.1	129.1
18-Feb-15	105.0	115.0
4-Feb-15	105.0	115.0
21-Jan-15	115.0	130.1
7-Jan-15	115.0	130.1
Dec '14	n/a	n/a
Nov '14	137.4	138.7
Oct '14	148.9	147.3
Sep '14	151.5	143.7
Aug '14	151.5	143.7
Jul '14	151.5	143.7
Jun '14	152.0	150.7
May '14	152.0	150.7
Apr '14	147.7	157.1
Mar '14	142.4	169.9
Feb '14	137.9	165.9
Jan '14	137.9	161.9
Dec '13	137.9	161.9
Nov '13	147.9	152.9
Oct '13	147.9	150.2
Sep '13	145.9	142.9
Aug '13	149.0	147.0
Jul '13	152.0	151.0
Jun '13	152.0	151.0
May '13	141.2	149.2
Apr '13	135.3	147.8
Mar '13	135.3	147.8
Feb '13	137.1	148.9
Jan '13	138.9	138.9

Retail Motor Fuel Prices — Stewart Crossing & Jake's Corner

	Stewart Crossing		
	Self-Serve		
	regular	premium	diesel
20-Jan-16	109.9	115.9	125.9
6-Jan-16	109.9	115.9	125.9

22-Dec-15	109.9	115.9	125.9
9-Dec-15	109.9	115.9	125.9
25-Nov-15	124.9	130.9	131.9
12-Nov-15	124.9	130.9	131.9
28-Oct-15	129.9	135.9	131.9
14-Oct-15	n/a	n/a	n/a
30-Sep-15	129.9	135.9	134.9
16-Sep-15	129.9	135.9	134.9
2-Sep-15	136.9	142.9	134.9
19-Aug-15	139.9	145.9	134.9
5-Aug-15	129.9	135.9	134.9
22-Jul-15	129.9	135.9	134.9
8-Jul-15	129.9	135.9	134.9
24-Jun-15	129.9	135.9	134.9
10-Jun-15	126.9	132.9	134.9
27-May-15	126.9	132.9	134.9
13-May-15	119.9	125.9	134.9
29-Apr-15	128.0	134.0	143.0
15-Apr-15	128.0	134.0	143.0
1-Apr-15	123.0	129.0	148.0
18-Mar-15	123.0	129.0	148.0
4-Mar-15	118.0	124.0	148.0
18-Feb-15	118.0	124.0	148.0
4-Feb-15	118.0	124.0	148.0
21-Jan-15	113.0	119.0	148.0
7-Jan-15	127.0	133.0	154.0

Dec '14	137.0	143.0	157.0
Nov '14	146.0	152.0	165.0
Oct '14	151.3	160.0	165.0
Sep '14	153.0	163.0	165.0
Aug '14	153.0	163.0	165.0
Jul '14	159.5	163.5	163.0
Jun '14	160.0	164.0	160.9
May '14	158.0	164.0	160.9
Apr '14	153.3	160.3	160.9
Mar '14	153.0	157.0	160.9
Feb '14	148.5	154.5	158.4
Jan '14	146.0	152.0	155.9

Dec '13	146.0	152.0	155.9
Nov '13	146.0	164.0	153.9
Oct '13	158.0	164.0	152.5
Sep '13	158.0	164.0	153.5
Aug '13	158.0	164.0	153.9
Jul '13	162.0	168.0	153.9
Jun '13	166.0	172.0	153.9
May '13	156.3	158.7	157.2
Apr '13	146.0	152.0	158.9
Mar '13	149.5	153.0	155.9
Feb '13	148.0	154.0	152.9
Jan '13	148.0	154.0	152.9

	Jake's Corner			
	Self-serve			Full-serve
	regular	premium	diesel	propane
20-Jan-16	99.8	129.8	112.8	110.0
6-Jan-16	99.8	129.8	112.8	110.0

22-Dec-15	99.8	129.8	112.8	110.0
9-Dec-15	109.8	129.8	118.8	110.0
25-Nov-15	119.8	129.8	118.8	110.0
12-Nov-15	119.8	129.8	118.8	110.0
28-Oct-15	119.8	129.8	118.8	110.0
14-Oct-15	119.8	129.8	129.8	110.0
30-Sep-15	119.8	136.8	118.8	100.0
16-Sep-15	119.8	136.8	122.8	100.0
2-Sep-15	125.8	142.8	120.8	100.0
19-Aug-15	n/a	n/a	n/a	n/a
5-Aug-15	114.9	129.8	130.4	100.0
22-Jul-15	114.9	129.8	130.4	110.0
8-Jul-15	119.8	129.8	120.9	100.0
24-Jun-15	124.8	134.8	120.8	100.0
10-Jun-15	117.4	132.8	130.4	100.0
27-May-15	113.4	124.8	130.4	100.0
13-May-15	111.4	124.8	130.4	100.0
29-Apr-15	109.9	n/a	139.9	n/a
15-Apr-15	111.4	124.8	130.4	100.0
1-Apr-15	111.4	124.8	134.4	100.0
18-Mar-15	111.4	124.8	134.4	100.0
4-Mar-15	111.4	124.8	134.4	110.0
18-Feb-15	106.4	124.8	132.4	110.0
4-Feb-15	106.4	124.8	132.4	100.0
21-Jan-15	106.4	124.8	119.4	100.0
7-Jan-15	129.9	134.8	146.9	110.0

Dec '14	136.4	134.8	146.9	110.0
Nov '14	138.9	149.8	150.4	110.0
Oct '14	142.6	149.8	150.4	110.0
Sep '14	144.4	149.8	150.4	110.0
Aug '14	144.4	149.8	150.4	110.0
Jul '14	144.6	149.8	151.1	110.0
Jun '14	145.7	149.8	152.4	110.0
May '14	143.7	151.3	151.9	120.0
Apr '14	141.9	148.8	151.4	131.7
Mar '14	139.9	145.3	151.4	135.0
Feb '14	136.4	138.8	151.4	110.0
Jan '14	141.4	138.8	151.4	110.0

Dec '13	141.9	146.8	147.2	115.0
Nov '13	142.4	146.8	145.4	112.5
Oct '13	147.4	146.8	144.9	111.7
Sep '13	147.4	156.8	144.9	115.0
Aug '13	147.4	156.8	144.9	110.0
Jul '13	147.4	156.8	144.9	107.5
Jun '13	148.9	156.8	145.4	107.5
May '13	142.7	150.1	145.9	108.3
Apr '13	139.9	144.8	145.9	105.0
Mar '13	139.9	144.8	145.9	105.0
Feb '13	136.4	140.8	144.9	110.0
Jan '13	137.4	140.8	140.4	115.0

Starting in January 2016, the Yukon Bureau of Statistics will be reporting Jake's Corner prices due to the closure of the Tagish gas station.

Retail Motor Fuel Prices — Teslin

	Self-serve			Full-serve
	regular	premium	diesel	propane
20-Jan-16	104.9	114.9	113.9	115.0
6-Jan-16	109.9	119.9	119.9	120.0
22-Dec-15	109.9	119.9	119.9	120.0
9-Dec-15	109.9	119.9	123.9	120.0
25-Nov-15	118.9	124.9	126.4	120.0
12-Nov-15	123.9	133.9	126.9	115.0
28-Oct-15	123.9	133.9	130.4	115.0
14-Oct-15	123.9	133.9	126.9	115.0
30-Sep-15	123.9	133.9	126.9	115.0
16-Sep-15	123.9	133.9	126.9	115.0
2-Sep-15	133.9	143.9	126.9	115.0
19-Aug-15	131.9	143.9	126.9	115.0
5-Aug-15	124.4	134.9	128.9	115.0
22-Jul-15	126.4	134.9	126.9	115.0
8-Jul-15	126.9	134.9	126.9	115.0
24-Jun-15	128.9	138.9	126.9	115.0
10-Jun-15	122.4	130.9	126.9	115.0
27-May-15	120.4	130.9	129.9	115.0
13-May-15	113.9	123.9	129.4	115.0
29-Apr-15	113.9	123.9	131.4	115.0
15-Apr-15	113.9	123.9	131.4	110.0
1-Apr-15	113.9	123.9	131.4	115.0
18-Mar-15	113.9	123.9	132.9	110.0
4-Mar-15	113.9	123.9	132.9	115.0
18-Feb-15	113.9	123.9	132.9	115.0
4-Feb-15	98.9	108.9	132.9	115.0
21-Jan-15	98.9	108.9	132.9	115.0
7-Jan-15	114.4	124.9	139.9	115.0
Dec '14	123.7	132.9	146.4	115.0
Nov '14	130.9	141.9	150.9	115.0
Oct '14	136.6	145.4	149.6	110.0
Sep '14	139.4	148.9	149.9	110.0
Aug '14	139.4	148.9	149.9	107.5
Jul '14	145.7	155.4	149.9	108.8
Jun '14	145.9	155.9	150.4	110.0
May '14	146.9	156.9	151.2	121.5
Apr '14	143.6	153.9	152.9	121.5
Mar '14	139.4	152.9	154.7	121.5
Feb '14	135.9	152.9	157.9	121.5
Jan '14	132.9	152.9	148.9	110.0
Dec '13	138.9	152.9	149.7	108.5
Nov '13	138.4	152.9	142.9	107.0
Oct '13	141.2	152.9	143.4	107.0
Sep '13	143.2	152.9	146.4	107.0
Aug '13	143.9	152.9	140.2	111.3
Jul '13	144.7	154.9	141.4	112.5
Jun '13	149.4	157.9	141.2	112.5
May '13	141.1	150.2	141.4	110.8
Apr '13	133.7	143.4	143.2	112.5
Mar '13	133.9	143.9	143.9	110.0
Feb '13	132.7	142.4	141.9	107.5
Jan '13	132.2	141.4	141.2	107.5

Retail Motor Fuel Prices — Watson Lake

	Self-serve			Full-serve	
	regular	premium	diesel	diesel	propane
20-Jan-16	95.5	117.9	95.6	-	105.9
6-Jan-16	103.4	117.9	104.0	-	105.9
22-Dec-15	106.6	117.9	104.0	-	115.9
9-Dec-15	100.4	111.9	105.8	-	115.9
25-Nov-15	110.9	n/a	111.0	-	128.9
12-Nov-15	117.4	137.9	114.1	-	130.7
28-Oct-15	116.5	127.9	110.9	-	130.7
14-Oct-15	118.6	n/a	114.3	-	131.7
30-Sep-15	113.9	129.9	110.5	-	127.7
16-Sep-15	120.2	133.9	118.1	-	126.7
2-Sep-15	125.3	132.9	119.0	-	126.7
19-Aug-15	128.6	132.9	118.9	-	130.9
5-Aug-15	123.3	125.9	118.1	-	130.9
22-Jul-15	123.6	125.9	118.5	n/a	130.9
8-Jul-15	122.5	125.9	118.1	n/a	130.9
24-Jun-15	121.9	132.4	118.5	n/a	130.9
10-Jun-15	119.0	125.9	118.1	143.9	130.9
27-May-15	118.3	122.9	119.0	143.9	130.9
13-May-15	115.9	123.4	119.7	143.9	130.9
29-Apr-15	113.4	119.9	119.7	143.9	130.9
15-Apr-15	108.6	119.9	114.9	143.9	130.9
1-Apr-15	108.2	119.9	117.0	143.9	130.9
18-Mar-15	108.4	118.4	116.7	-	130.9
4-Mar-15	103.2	113.4	121.0	-	130.9
18-Feb-15	101.4	113.4	122.4	-	130.9
4-Feb-15	99.9	111.9	125.9	-	130.9
21-Jan-15	99.9	111.9	125.9	-	130.9
7-Jan-15	101.9	115.9	135.9	-	130.9
Dec '14	114.9	126.7	140.2	140.9	130.9
Nov '14	128.7	138.2	147.9	140.9	130.9
Oct '14	140.8	149.8	147.4	140.9	130.9
Sep '14	145.4	152.6	151.1	140.9	127.2
Aug '14	145.7	152.1	151.3	140.9	127.2
Jul '14	146.3	152.9	153.0	140.9	127.2
Jun '14	146.7	154.1	153.6	140.9	128.8
May '14	145.4	155.2	152.4	140.9	129.1
Apr '14	140.6	151.6	154.6	140.9	130.9
Mar '14	143.9	153.9	164.4	140.9	130.9
Feb '14	142.4	153.4	162.9	140.9	130.9
Jan '14	143.4	155.4	159.9	140.9	130.9
Dec '13	144.8	156.9	154.9	140.9	131.4
Nov '13	147.9	159.9	151.4	n/a	131.9
Oct '13	149.0	159.6	148.0	140.9	130.7
Sep '13	149.6	158.4	147.2	140.9	130.3
Aug '13	149.6	159.4	147.2	140.9	130.6
Jul '13	149.3	158.2	146.9	140.9	126.7
Jun '13	148.9	158.2	146.6	140.9	126.2
May '13	139.1	149.2	143.8	140.9	124.7
Apr '13	137.9	149.9	144.9	140.9	123.7
Mar '13	137.9	149.9	144.9	140.9	126.4
Feb '13	130.9	141.7	141.2	140.9	120.9
Jan '13	129.9	132.9	136.9	140.9	120.9

Residential Fuel Prices in Yukon

Average Prices as of January 20th, 2016

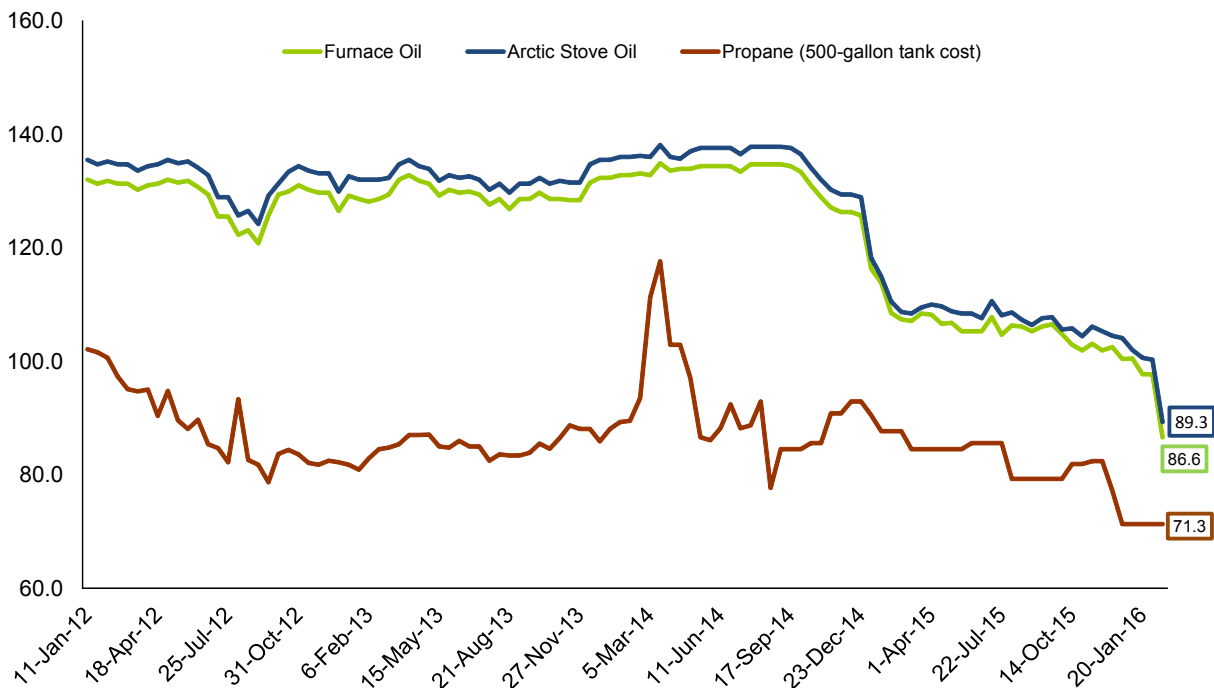
	Residential Heating Fuels			% Change Jan 21, 2015 to Jan 20, 2016		
	Furnace Oil	Arctic Stove Oil	Propane (500-gallon tank cost)	Furnace Oil	Arctic Stove Oil	Propane (500-gallon tank cost)
Whitehorse	86.6	89.3	71.3	-19.4%	-17.8%	-18.7%
Carmacks	89.0	92.2	71.3	-20.6%	-20.0%	-18.7%
Dawson City	94.5	98.5	71.3	-19.6%	-17.2%	-18.7%
Faro	89.3	92.4	71.3	-20.6%	-20.0%	-18.7%
Haines Junction	86.2	90.8	71.3	-21.1%	-12.3%	-18.7%
Mayo	104.8	105.1	71.3	-9.9%	-7.9%	-18.7%
Ross River	90.3	93.5	71.3	-20.4%	-19.8%	-18.7%
Tagish	88.3	101.3	-	n/a	-9.8%	-
Teslin	89.0	94.6	71.3	-20.7%	-15.7%	-18.7%
Watson Lake	87.1	94.7	71.3	-23.5%	-18.8%	-18.7%

Notes: All prices are Canadian cents per litre, including all applicable taxes.
 “-” indicates this service was not available in this community at this time.
 “n/a” indicates this information was not available for the reporting period.

Comparing January 20th, 2016 to January 21st, 2015, prices decreased in all Yukon communities for Furnace Oil, Arctic Stove Oil and Propane.

Note: Price discounts may apply to seniors, members of unions or service groups, or for quick payment. Ask your fuel supplier for details.

Average Residential Bi-weekly Heating Fuel Prices, Whitehorse
 January 2012 - January 2016
 (cents per litre)



Residential Heating Fuel Prices — Whitehorse

	Furnace Oil	Arctic Stove Oil	Propane (500-gallon tank cost)
20-Jan-16	86.6	89.3	71.3
6-Jan-16	97.7	100.3	71.3
22-Dec-15	97.7	100.6	71.3
9-Dec-15	100.5	102.0	71.3
25-Nov-15	100.4	104.1	71.3
12-Nov-15	102.5	104.5	77.2
28-Oct-15	101.9	105.3	82.4
14-Oct-15	103.1	106.1	82.4
30-Sep-15	101.9	104.4	81.9
16-Sep-15	102.9	105.8	81.9
2-Sep-15	104.8	105.6	79.3
19-Aug-15	106.5	107.8	79.3
6-Aug-15	106.1	107.6	79.3
22-Jul-15	105.3	106.4	79.3
8-Jul-15	106.1	107.3	79.3
24-Jun-15	106.3	108.6	79.3
10-Jun-15	104.7	108.1	85.6
27-May-15	107.8	110.6	85.6
13-May-15	105.3	107.6	85.6
29-Apr-15	105.3	108.4	85.6
15-Apr-15	105.3	108.4	84.5
1-Apr-15	106.8	108.8	84.5
18-Mar-15	106.6	109.7	84.5
4-Mar-15	108.2	110.0	84.5
18-Feb-15	108.4	109.5	84.5
4-Feb-15	107.1	108.4	84.5
21-Jan-15	107.4	108.7	87.7
7-Jan-15	108.5	110.5	87.7
Dec '14	115.1	116.6	89.1
Nov '14	126.0	129.2	92.9
Oct '14	127.4	130.5	89.1
Sep '14	132.2	135.3	85.1
Aug '14	134.6	137.7	84.5
Jul '14	134.7	137.8	85.3
Jun '14	134.1	137.2	88.5
May '14	134.4	137.6	90.3
Apr '14	134.2	137.4	89.9
Mar '14	133.8	135.9	102.9
Feb '14	133.9	137.1	114.5
Jan '14	133.0	136.1	91.5
Dec '13	132.6	135.8	88.7
Nov '13	131.9	135.1	87.0
Oct '13	128.5	131.6	87.8
Sep '13	129.2	131.8	85.1
Aug '13	128.6	131.3	83.7
Jul '13	127.7	130.5	83.5
Jun '13	128.5	131.1	83.8
May '13	129.9	132.6	85.3
Apr '13	130.3	132.9	86.1
Mar '13	132.3	135.0	87.0
Feb '13	130.7	133.5	85.1
Jan '13	128.4	132.0	83.7

Residential Heating Fuel Prices — Carmacks

	Furnace Oil	Arctic Stove Oil	Propane (500-gallon tank cost)
20-Jan-16	89.0	92.2	71.3
6-Jan-16	99.5	102.7	71.3
22-Dec-15	99.5	102.7	71.3
9-Dec-15	103.7	106.9	71.3
25-Nov-15	103.7	106.9	71.3
12-Nov-15	103.7	106.9	77.2
28-Oct-15	103.7	106.9	82.4
14-Oct-15	103.7	106.9	82.4
30-Sep-15	103.7	106.9	81.9
16-Sep-15	103.7	106.9	81.9
2-Sep-15	103.7	106.9	79.3
19-Aug-15	109.0	112.1	79.3
6-Aug-15	109.0	112.1	79.3
22-Jul-15	109.0	112.1	79.3
8-Jul-15	109.0	112.1	79.3
24-Jun-15	109.0	112.1	79.3
10-Jun-15	109.0	112.1	85.6
27-May-15	n/a	n/a	85.6
13-May-15	109.0	112.1	85.6
29-Apr-15	109.0	112.1	85.6
15-Apr-15	109.0	112.1	84.5
1-Apr-15	109.0	112.1	84.5
18-Mar-15	109.0	112.1	84.5
4-Mar-15	n/a	n/a	84.5
18-Feb-15	109.0	112.1	84.5
4-Feb-15	109.0	112.1	84.5
21-Jan-15	112.1	115.3	87.7
7-Jan-15	115.3	118.4	87.7
Dec '14	124.2	127.4	91.4
Nov '14	126.8	130.0	92.9
Oct '14	128.9	132.1	89.1
Sep '14	136.3	139.4	85.1
Aug '14	136.3	139.4	84.5
Jul '14	136.3	139.4	85.3
Jun '14	136.3	139.4	88.5
May '14	136.3	139.4	90.3
Apr '14	136.3	139.4	89.9
Mar '14	136.3	139.4	102.9
Feb '14	135.3	138.4	114.5
Jan '14	133.1	136.3	91.5
Dec '13	133.1	136.3	86.2
Nov '13	133.1	137.6	80.7
Oct '13	128.9	132.1	82.2
Sep '13	128.9	132.1	76.8
Aug '13	128.9	132.1	76.1
Jul '13	131.0	134.2	75.7
Jun '13	133.1	136.3	79.2
May '13	133.8	137.0	81.0
Apr '13	135.2	138.4	81.4
Mar '13	137.3	140.5	80.4
Feb '13	134.2	137.4	76.9
Jan '13	131.0	134.2	74.6

Residential Heating Fuel Prices — Dawson City

	Furnace Oil	Arctic Stove Oil	Propane (500-gallon tank cost)
20-Jan-16	94.5	98.5	71.3
6-Jan-16	105.0	106.2	71.3
22-Dec-15	105.0	107.2	71.3
9-Dec-15	109.2	109.4	71.3
25-Nov-15	109.2	111.4	71.3
12-Nov-15	109.2	112.2	77.2
28-Oct-15	109.2	113.1	82.4
14-Oct-15	109.2	112.4	82.4
30-Sep-15	109.2	111.0	81.9
16-Sep-15	109.2	112.4	81.9
2-Sep-15	109.2	109.1	79.3
19-Aug-15	114.5	113.2	79.3
6-Aug-15	114.5	113.8	79.3
22-Jul-15	114.5	114.0	79.3
8-Jul-15	114.5	114.6	79.3
24-Jun-15	114.5	114.2	79.3
10-Jun-15	114.5	116.1	85.6
27-May-15	n/a	115.2	85.6
13-May-15	114.5	113.8	85.6
29-Apr-15	114.5	117.6	85.6
15-Apr-15	114.5	117.6	84.5
1-Apr-15	114.5	116.7	84.5
18-Mar-15	114.5	117.6	84.5
4-Mar-15	n/a	118.1	84.5
18-Feb-15	114.5	114.4	84.5
4-Feb-15	114.5	114.4	84.5
21-Jan-15	117.6	119.0	87.7
7-Jan-15	120.8	127.1	87.7
Dec '14	129.7	134.4	91.4
Nov '14	132.3	135.5	92.9
Oct '14	134.4	137.6	89.1
Sep '14	141.8	144.9	85.1
Aug '14	141.8	144.9	84.5
Jul '14	141.8	144.9	85.3
Jun '14	141.8	144.9	88.5
May '14	141.8	144.9	90.3
Apr '14	141.8	144.9	89.9
Mar '14	141.8	144.9	102.9
Feb '14	140.8	143.9	114.5
Jan '14	138.6	141.8	91.5
Dec '13	138.6	141.8	86.2
Nov '13	138.6	141.8	80.7
Oct '13	134.4	137.6	82.2
Sep '13	134.4	137.6	76.8
Aug '13	134.4	137.6	76.1
Jul '13	136.5	139.7	75.7
Jun '13	138.6	141.8	80.7
May '13	139.3	142.5	82.8
Apr '13	140.7	139.8	85.6
Mar '13	142.8	139.7	85.3
Feb '13	139.7	137.6	85.0
Jan '13	136.5	136.0	82.5

Residential Heating Fuel Prices — Faro

	Furnace Oil	Arctic Stove Oil	Propane (500-gallon tank cost)
20-Jan-16	89.3	92.4	71.3
6-Jan-16	99.8	102.9	71.3
22-Dec-15	99.8	102.9	71.3
9-Dec-15	104.0	107.1	71.3
25-Nov-15	104.0	107.1	71.3
12-Nov-15	104.0	107.1	77.2
28-Oct-15	104.0	107.1	82.4
14-Oct-15	104.0	107.1	82.4
30-Sep-15	104.0	107.1	81.9
16-Sep-15	104.0	107.1	81.9
2-Sep-15	104.0	107.1	79.3
19-Aug-15	109.2	112.4	79.3
6-Aug-15	109.2	112.4	79.3
22-Jul-15	109.2	112.4	79.3
8-Jul-15	109.2	112.4	79.3
24-Jun-15	109.2	112.4	79.3
10-Jun-15	109.2	112.4	85.6
27-May-15	n/a	n/a	85.6
13-May-15	109.2	112.4	85.6
29-Apr-15	109.2	112.4	85.6
15-Apr-15	109.2	112.4	84.5
1-Apr-15	109.2	112.4	84.5
18-Mar-15	109.2	112.4	84.5
4-Mar-15	n/a	n/a	84.5
18-Feb-15	109.2	112.4	84.5
4-Feb-15	109.2	112.4	84.5
21-Jan-15	112.4	115.5	87.7
7-Jan-15	115.5	118.7	87.7
Dec '14	124.5	127.6	91.4
Nov '14	127.1	130.2	92.9
Oct '14	129.2	132.3	89.1
Sep '14	136.5	139.7	85.1
Aug '14	136.5	139.7	84.5
Jul '14	136.5	139.7	85.3
Jun '14	136.5	139.7	88.5
May '14	136.5	139.7	90.3
Apr '14	136.5	139.7	89.9
Mar '14	136.5	139.7	102.9
Feb '14	135.5	138.7	114.5
Jan '14	133.4	136.5	91.5
Dec '13	133.4	136.5	86.2
Nov '13	133.4	136.5	80.7
Oct '13	129.2	132.3	82.2
Sep '13	129.2	132.3	76.8
Aug '13	129.2	132.3	76.1
Jul '13	131.3	134.4	75.7
Jun '13	133.4	136.5	80.7
May '13	134.1	137.2	82.8
Apr '13	135.5	138.6	85.6
Mar '13	137.6	140.7	85.3
Feb '13	134.5	137.6	85.0
Jan '13	131.3	134.4	82.5

Residential Heating Fuel Prices — Haines Junction

	Furnace Oil	Arctic Stove Oil	Propane (500-gallon tank cost)
20-Jan-16	86.2	90.8	71.3
6-Jan-16	96.7	97.9	71.3
22-Dec-15	96.7	99.4	71.3
9-Dec-15	100.9	102.8	71.3
25-Nov-15	100.9	104.7	71.3
12-Nov-15	100.9	106.3	77.2
28-Oct-15	100.9	106.5	82.4
14-Oct-15	100.9	105.6	82.4
30-Sep-15	100.9	104.4	81.9
16-Sep-15	100.9	104.1	81.9
2-Sep-15	100.9	103.2	79.3
19-Aug-15	106.2	106.9	79.3
6-Aug-15	106.2	107.3	79.3
22-Jul-15	106.2	107.5	79.3
8-Jul-15	106.2	109.2	79.3
24-Jun-15	106.2	107.6	79.3
10-Jun-15	106.2	108.2	85.6
27-May-15	n/a	107.9	85.6
13-May-15	106.2	106.2	85.6
29-Apr-15	106.2	102.7	85.6
15-Apr-15	106.2	103.0	84.5
1-Apr-15	106.2	108.5	84.5
18-Mar-15	106.2	109.3	84.5
4-Mar-15	n/a	108.8	84.5
18-Feb-15	106.2	107.9	84.5
4-Feb-15	106.2	106.0	84.5
21-Jan-15	109.3	103.5	87.7
7-Jan-15	112.5	105.8	87.7
Dec '14	121.4	116.4	91.4
Nov '14	124.0	126.5	92.9
Oct '14	126.1	128.3	89.1
Sep '14	133.5	131.6	85.1
Aug '14	133.5	133.7	84.5
Jul '14	133.5	132.9	85.3
Jun '14	133.5	133.7	88.5
May '14	133.5	134.5	90.3
Apr '14	133.5	133.8	89.9
Mar '14	133.5	133.9	102.9
Feb '14	132.5	132.6	114.5
Jan '14	130.3	130.0	91.5
Dec '13	130.3	126.3	86.2
Nov '13	130.3	126.4	80.7
Oct '13	126.1	124.1	82.2
Sep '13	126.1	127.2	76.8
Aug '13	126.1	122.4	76.1
Jul '13	128.2	123.5	75.7
Jun '13	130.3	124.5	79.2
May '13	131.0	131.0	81.0
Apr '13	132.4	136.3	81.4
Mar '13	134.5	136.6	80.4
Feb '13	131.4	132.1	76.9
Jan '13	128.2	129.5	74.6

Residential Heating Fuel Prices — Mayo

	Furnace Oil	Arctic Stove Oil	Propane (500-gallon tank cost)
20-Jan-16	104.8	105.1	71.3
6-Jan-16	111.1	110.9	71.3
22-Dec-15	111.1	111.5	71.3
9-Dec-15	113.2	113.1	71.3
25-Nov-15	113.2	114.4	71.3
12-Nov-15	117.4	116.7	77.2
28-Oct-15	114.2	116.2	82.4
14-Oct-15	114.2	117.4	82.4
30-Sep-15	114.2	114.8	81.9
16-Sep-15	114.2	117.4	81.9
2-Sep-15	116.3	114.3	79.3
19-Aug-15	119.0	117.0	79.3
6-Aug-15	119.0	117.4	79.3
22-Jul-15	119.0	117.5	79.3
8-Jul-15	119.0	117.9	79.3
24-Jun-15	119.0	117.6	79.3
10-Jun-15	119.0	118.9	85.6
27-May-15	118.7	117.4	85.6
13-May-15	119.0	117.4	85.6
29-Apr-15	119.0	121.1	85.6
15-Apr-15	119.0	121.1	84.5
1-Apr-15	119.0	119.3	84.5
18-Mar-15	119.0	121.1	84.5
4-Mar-15	118.7	118.9	84.5
18-Feb-15	119.0	117.8	84.5
4-Feb-15	119.0	117.8	84.5
21-Jan-15	116.3	114.1	87.7
7-Jan-15	118.8	119.3	87.7
Dec '14	129.7	134.8	89.1
Nov '14	140.3	140.3	92.9
Oct '14	142.4	142.4	89.1
Sep '14	149.7	149.7	85.1
Aug '14	149.7	149.7	84.5
Jul '14	149.7	149.7	85.3
Jun '14	149.7	149.7	88.5
May '14	149.7	149.7	90.3
Apr '14	149.7	149.7	89.9
Mar '14	149.7	149.7	102.9
Feb '14	148.7	148.7	114.5
Jan '14	146.6	146.6	91.5
Dec '13	146.6	146.6	86.2
Nov '13	143.4	146.6	80.7
Oct '13	139.2	142.4	82.2
Sep '13	139.2	142.4	76.8
Aug '13	139.2	142.4	76.1
Jul '13	141.3	144.5	75.7
Jun '13	143.4	146.6	80.7
May '13	144.1	147.3	82.8
Apr '13	145.5	148.7	85.6
Mar '13	147.6	150.8	85.3
Feb '13	144.5	147.7	85.0
Jan '13	141.3	144.5	82.5

Residential Heating Fuel Prices — Ross River

	Furnace Oil	Arctic Stove Oil	Propane (500-gallon tank cost)
20-Jan-16	90.3	93.5	71.3
6-Jan-16	100.8	104.0	71.3
22-Dec-15	100.8	104.0	71.3
9-Dec-15	105.0	108.2	71.3
25-Nov-15	105.0	108.2	71.3
12-Nov-15	105.0	108.2	77.2
28-Oct-15	105.0	108.2	82.4
14-Oct-15	105.0	108.2	82.4
30-Sep-15	105.0	108.2	81.9
16-Sep-15	105.0	108.2	81.9
2-Sep-15	105.0	108.2	79.3
19-Aug-15	110.9	114.0	79.3
6-Aug-15	110.9	114.0	79.3
22-Jul-15	110.9	114.0	79.3
8-Jul-15	110.9	114.0	79.3
24-Jun-15	110.9	114.0	79.3
10-Jun-15	110.9	114.0	85.6
27-May-15	n/a	n/a	85.6
13-May-15	110.3	113.4	85.6
29-Apr-15	110.3	113.4	85.6
15-Apr-15	110.3	113.4	84.5
1-Apr-15	110.3	113.4	84.5
18-Mar-15	110.3	113.4	84.5
4-Mar-15	n/a	n/a	84.5
18-Feb-15	110.3	113.4	84.5
4-Feb-15	110.3	113.4	84.5
21-Jan-15	113.4	116.6	87.7
7-Jan-15	116.6	119.7	87.7
Dec '14	125.5	128.7	91.4
Nov '14	128.1	131.3	92.9
Oct '14	130.2	133.4	89.1
Sep '14	137.6	140.7	85.1
Aug '14	137.6	140.7	84.5
Jul '14	137.6	140.7	85.3
Jun '14	137.6	140.7	88.5
May '14	137.6	140.7	90.3
Apr '14	137.6	140.7	89.9
Mar '14	137.6	140.7	102.9
Feb '14	136.6	139.7	114.5
Jan '14	134.4	137.6	91.5
Dec '13	134.4	137.6	86.2
Nov '13	134.4	137.6	80.7
Oct '13	130.2	133.4	82.2
Sep '13	130.2	133.4	76.8
Aug '13	130.2	133.4	76.1
Jul '13	132.3	135.5	75.7
Jun '13	134.4	137.6	80.7
May '13	135.1	138.3	82.8
Apr '13	136.5	139.7	85.6
Mar '13	138.6	141.8	85.3
Feb '13	135.5	138.7	85.0
Jan '13	132.3	135.5	82.5

Residential Heating Fuel Prices — Tagish & Teslin

	Tagish		
	Furnace Oil	Arctic Stove Oil	Propane (500-gallon tank cost)
20-Jan-16	88.3	101.3	-
6-Jan-16	98.8	106.4	-
22-Dec-15	98.8	108.8	-
9-Dec-15	103.0	110.3	-
25-Nov-15	103.0	111.7	-
12-Nov-15	103.0	112.2	-
28-Oct-15	103.0	112.8	-
14-Oct-15	103.0	113.5	-
30-Sep-15	103.0	111.4	-
16-Sep-15	103.0	116.1	-
2-Sep-15	103.0	111.3	-
19-Aug-15	108.3	114.0	-
6-Aug-15	108.3	114.3	-
22-Jul-15	108.3	114.5	-
8-Jul-15	108.3	114.8	-
24-Jun-15	108.3	114.6	-
10-Jun-15	108.3	115.9	-
27-May-15	n/a	118.4	-
13-May-15	108.3	116.0	-
29-Apr-15	108.3	111.4	-
15-Apr-15	108.3	118.7	-
1-Apr-15	108.3	116.3	-
18-Mar-15	108.3	118.7	-
4-Mar-15	n/a	119.9	-
18-Feb-15	108.3	115.3	-
4-Feb-15	108.3	111.8	-
21-Jan-15	-	112.3	-
7-Jan-15	-	136.5	-
Dec '14	-	136.5	-
Nov '14	-	142.8	-
Oct '14	-	147.0	-
Sep '14	-	149.1	-
Aug '14	-	149.1	-
Jul '14	-	149.1	-
Jun '14	-	149.1	-
May '14	-	149.1	-
Apr '14	-	149.1	-
Mar '14	-	147.6	-
Feb '14	-	146.0	-
Jan '14	-	143.9	-
Dec '13	-	140.2	-
Nov '13	-	136.5	-
Oct '13	-	136.5	-
Sep '13	-	136.5	-
Aug '13	-	136.5	-
Jul '13	-	136.5	-
Jun '13	-	136.5	-
May '13	-	136.5	-
Apr '13	-	136.5	-
Mar '13	-	136.5	-
Feb '13	-	136.5	-
Jan '13	-	136.5	-

	Teslin		
	Furnace Oil	Arctic Stove Oil	Propane (500-gallon tank cost)
20-Jan-16	89.0	94.6	71.3
6-Jan-16	99.5	102.3	71.3
22-Dec-15	99.5	103.2	71.3
9-Dec-15	103.7	105.5	71.3
25-Nov-15	103.7	107.5	71.3
12-Nov-15	103.7	108.3	77.2
28-Oct-15	103.7	109.3	82.4
14-Oct-15	103.7	106.9	82.4
30-Sep-15	103.7	107.1	81.9
16-Sep-15	103.7	106.9	81.9
2-Sep-15	103.7	105.3	79.3
19-Aug-15	109.0	109.3	79.3
6-Aug-15	109.0	109.8	79.3
22-Jul-15	109.0	110.1	79.3
8-Jul-15	109.0	110.6	79.3
24-Jun-15	109.0	110.3	79.3
10-Jun-15	109.0	112.2	85.6
27-May-15	n/a	112.9	85.6
13-May-15	109.0	109.8	85.6
29-Apr-15	109.0	112.1	85.6
15-Apr-15	109.0	112.1	84.5
1-Apr-15	109.0	111.7	84.5
18-Mar-15	109.0	112.1	84.5
4-Mar-15	n/a	113.6	84.5
18-Feb-15	109.0	110.3	84.5
4-Feb-15	109.0	110.3	84.5
21-Jan-15	112.2	112.2	87.7
7-Jan-15	115.4	118.5	87.7
Dec '14	124.3	127.5	91.4
Nov '14	126.9	130.1	92.9
Oct '14	129.0	132.2	89.1
Sep '14	136.4	139.5	85.1
Aug '14	136.4	139.5	84.5
Jul '14	136.4	139.5	85.3
Jun '14	136.4	139.5	88.5
May '14	136.4	139.4	90.3
Apr '14	136.4	139.4	89.9
Mar '14	136.4	139.4	102.9
Feb '14	135.4	138.4	114.5
Jan '14	133.2	136.3	91.5
Dec '13	133.2	136.3	86.2
Nov '13	133.0	136.1	80.7
Oct '13	128.6	131.8	82.2
Sep '13	128.1	131.3	76.8
Aug '13	126.6	129.7	76.1
Jul '13	130.7	133.9	75.7
Jun '13	133.1	136.3	79.2
May '13	131.7	134.9	81.0
Apr '13	132.1	135.3	81.4
Mar '13	137.3	140.5	80.4
Feb '13	132.4	135.6	76.9
Jan '13	129.8	132.7	71.9

Residential Heating Fuel Prices — Watson Lake

	Furnace Oil	Arctic Stove Oil	Propane (500-gallon tank cost)
20-Jan-16	87.1	94.7	71.3
6-Jan-16	98.9	104.2	71.3
22-Dec-15	99.0	104.9	71.3
9-Dec-15	102.5	107.8	71.3
25-Nov-15	108.3	112.6	71.3
12-Nov-15	110.0	114.3	77.2
28-Oct-15	110.1	115.0	82.4
14-Oct-15	108.2	112.0	82.4
30-Sep-15	108.8	112.8	81.9
16-Sep-15	104.3	108.0	81.9
2-Sep-15	105.5	109.2	79.3
19-Aug-15	107.9	111.8	79.3
6-Aug-15	106.4	111.1	79.3
22-Jul-15	107.3	111.9	79.3
8-Jul-15	107.9	112.6	79.3
24-Jun-15	109.6	113.7	79.3
10-Jun-15	108.9	114.3	85.6
27-May-15	112.2	117.6	85.6
13-May-15	111.1	114.2	85.6
29-Apr-15	109.7	113.4	85.6
15-Apr-15	107.9	111.4	84.5
1-Apr-15	108.7	114.3	84.5
18-Mar-15	112.0	114.8	84.5
4-Mar-15	125.2	124.4	84.5
18-Feb-15	117.9	119.1	84.5
4-Feb-15	116.6	118.2	84.5
21-Jan-15	113.8	116.6	87.7
7-Jan-15	117.6	120.4	87.7

	Furnace Oil	Arctic Stove Oil	Propane (500-gallon tank cost)
Dec '14	127.6	130.3	91.4
Nov '14	136.9	139.7	92.9
Oct '14	134.3	137.1	89.1
Sep '14	138.2	141.0	85.1
Aug '14	138.3	141.1	84.5
Jul '14	137.8	140.6	85.3
Jun '14	140.2	143.0	88.5
May '14	144.6	146.7	90.3
Apr '14	144.4	147.2	89.9
Mar '14	145.8	148.4	102.9
Feb '14	146.5	149.3	114.5
Jan '14	144.6	147.3	91.5

Dec '13	146.4	149.0	86.2
Nov '13	139.7	142.5	80.7
Oct '13	136.1	138.9	82.2
Sep '13	133.9	136.7	76.8
Aug '13	131.8	134.6	76.1
Jul '13	132.2	135.0	75.7
Jun '13	132.2	135.0	75.7
Jul '13	132.2	135.0	75.7
Jun '13	132.9	135.7	79.2
May '13	134.4	137.2	81.0
Apr '13	135.9	138.7	81.4
Mar '13	138.5	141.3	80.4
Feb '13	138.1	140.9	76.9
Jan '13	133.7	136.5	74.6

Information collected by Yukon Bureau of Statistics
for the Department of Energy, Mines and Resources.

Next release: February 18th, 2016