



Retail Motor Fuel Prices in Yukon

Average Prices as of January 18th, 2017

	Self-serve			% Change Jan 20, 2016 to Jan 18, 2017		
	regular	premium	diesel	regular	premium	diesel
Whitehorse	119.4	127.9	115.3	19.6%	17.8%	6.2%
Beaver Creek	144.9	150.9	149.9	n/a	n/a	n/a
Burwash Landing	125.9	135.9	118.9	n/a	n/a	n/a
Carcross	129.9	-	129.9	13.1%	-	3.2%
Carmacks	124.9	135.9	127.4	13.6%	13.3%	10.9%
Dawson City	136.5	143.5	143.7	14.2%	13.4%	-0.1%
Destruction Bay	128.9	138.9	127.9	8.4%	7.8%	14.3%
Eagle Plains	145.0	-	140.0	-3.3%	-	-6.7%
Faro	124.9	-	129.9	13.6%	-	13.1%
Haines Junction	122.9	130.9	119.2	16.8%	18.6%	2.4%
Jake's Corner	119.8	129.8	124.8	20.0%	0.0%	10.6%
Mayo	119.9	-	111.3	10.1%	-	-8.7%
Pelly Crossing	119.9	-	129.9	-2.4%	-	6.6%
Ross River	129.9	-	127.9	20.9%	-	17.1%
Stewart Crossing	129.9	135.9	125.9	18.2%	17.3%	0.0%
Teslin	123.9	133.9	119.9	18.1%	16.5%	5.3%
Watson Lake	115.9	-	115.9	21.4%	n/a	21.2%

As of January 18th, 2017 average **regular self-serve** gasoline prices ranged from 115.9¢ per litre in Watson Lake to 145.0¢ per litre in Eagle Plains; a difference of 29.1¢. In communities offering **premium self-serve** gasoline prices ranged from 127.9¢ in Whitehorse to 150.9¢ in Beaver Creek; a difference of 23.0¢. **Diesel self-serve** prices ranged from 111.3¢ in Mayo to 149.9¢ in Beaver Creek; a difference of 38.6¢ per litre.

Comparing January 18th, 2017 to January 20th, 2016, **regular self-serve** gasoline prices increased in most Yukon communities (with the exceptions of Eagle Plains and Pelly Crossing) ranging from 8.4% in Destruction Bay to 21.4% in Watson Lake. **Diesel self-serve** prices increased in most Yukon communities (with the exceptions of Dawson City, Eagle Plains and Mayo). Prices remained the same in Stewart Crossing.

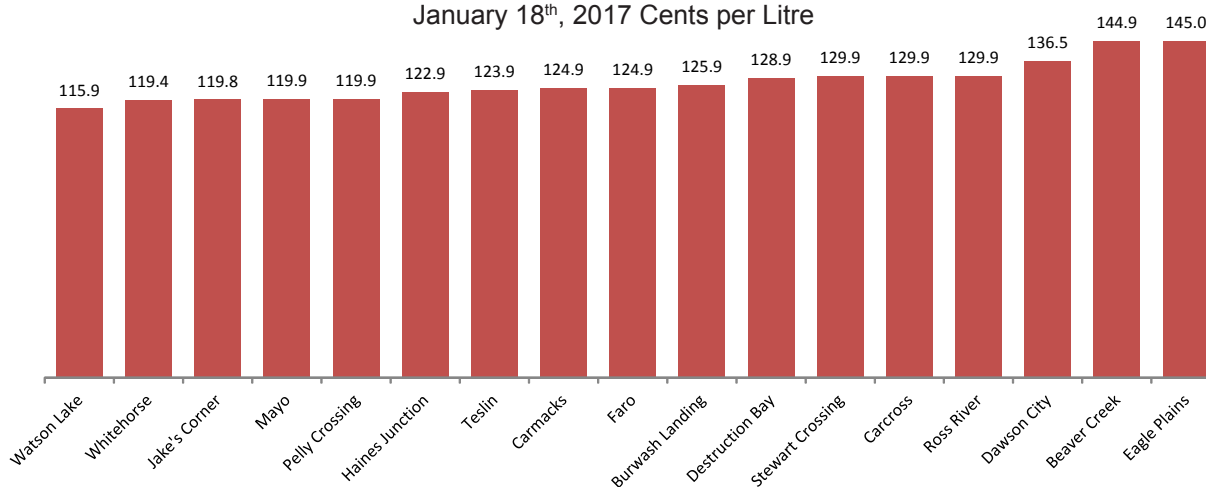
	Full-serve				% Change Jan 20, 2016 to Jan 18, 2017			
	regular	premium	diesel	propane	regular	premium	diesel	propane
Whitehorse	119.9	127.2	115.6	92.2	20.0%	5.6%	0.3%	-2.2%
Dawson City	-	-	-	n/a	-	-	-	n/a
Destruction Bay	-	-	-	126.9	-	-	-	0.0%
Eagle Plains	-	-	-	140.0	-	-	-	0.0%
Haines Junction	-	-	-	100.0	-	-	-	0.0%
Jake's Corner	-	-	-	115.0	-	-	-	4.5%
Mayo	128.9	-	123.9	-	17.3%	-	3.3%	-
Teslin	-	-	-	102.0	-	-	-	-11.3%
Watson Lake	-	-	-	114.9	-	-	-	8.5%

In communities offering **full-serve propane** fuel services, prices ranged from 92.2¢ per litre in Whitehorse to 140.0¢ per litre in Eagle Plains; a difference of 47.8¢. Year-over-year, prices of full-serve propane: increased in Jake's Corner and Watson Lake; decreased in Whitehorse and Teslin; and remained the same in Destruction Bay, Eagle Plains and Haines Junction.

Notes:

All prices are Canadian cents per litre, including all applicable taxes.
 "n/a" indicates this information was not available for the reporting period.
 "-" Indicates this service was not available in this community at this time.

Average Self-Serve Gasoline Prices January 18th, 2017 Cents per Litre

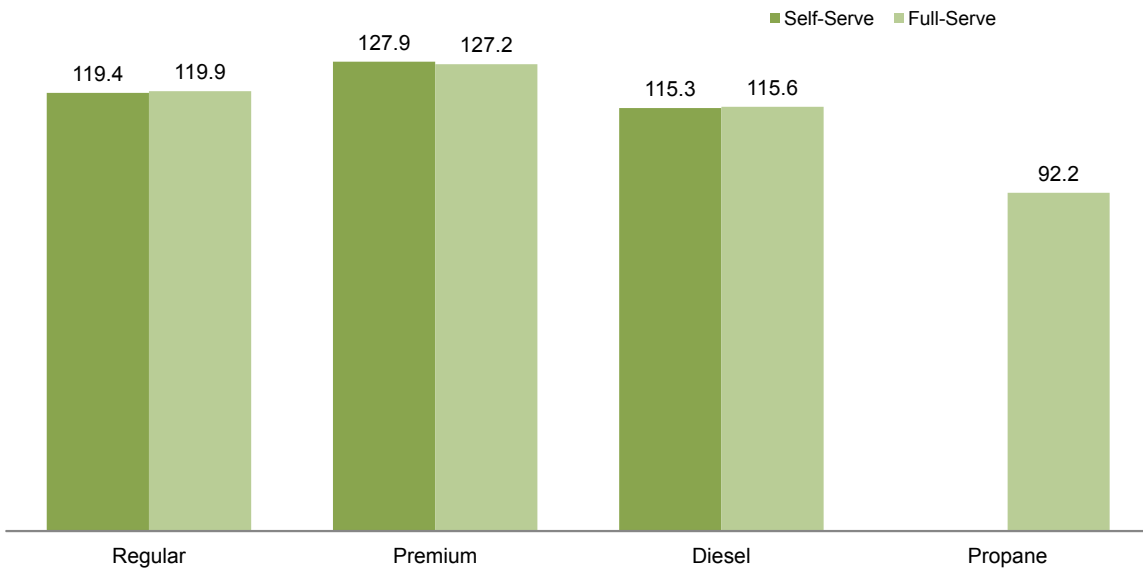


Retail Motor Fuel Prices — Whitehorse

	Self-serve			Full-serve			
	regular	premium	diesel	regular	premium	diesel	propane
18-Jan-17	119.4	127.9	115.3	119.9	127.2	115.6	92.2
4-Jan-17	119.4	127.9	114.8	119.9	127.2	113.9	90.6
21-Dec-16	111.7	120.6	112.5	111.9	122.2	111.9	89.9
7-Dec-16	111.7	121.5	112.3	111.9	122.2	111.9	89.9
23-Nov-16	112.1	121.6	112.3	111.9	122.2	111.9	91.6
9-Nov-16	113.7	122.9	114.6	113.6	125.2	115.2	88.9
26-Oct-16	115.7	124.8	113.1	115.9	126.2	115.2	88.9
12-Oct-16	115.6	124.8	110.6	115.9	126.2	113.3	87.6
28-Sep-16	115.6	124.8	109.1	115.9	126.2	108.9	87.6
14-Sep-16	115.6	124.4	109.1	115.9	126.2	108.9	89.6
31-Aug-16	115.6	124.8	109.1	115.9	126.2	108.9	88.9
17-Aug-16	115.6	125.3	109.1	115.9	126.2	108.9	87.6
3-Aug-16	115.8	125.2	109.1	115.9	126.2	108.9	89.6
20-Jul-16	117.3	126.3	109.8	117.9	126.9	110.6	90.4
6-Jul-16	117.3	126.3	109.5	117.9	125.9	110.2	90.4
22-Jun-16	123.7	132.0	108.0	125.2	136.6	108.9	90.4
8-Jun-16	119.4	128.0	108.5	119.9	128.9	108.9	88.9
25-May-16	109.4	117.6	105.3	109.9	118.6	108.2	88.9
11-May-16	109.4	117.2	101.3	109.9	118.6	105.2	88.9
27-Apr-16	104.7	113.6	98.9	103.7	115.4	107.9	89.1
13-Apr-16	99.5	109.3	97.6	99.9	114.2	105.4	89.1
30-Mar-16	99.5	109.3	97.6	99.9	114.2	105.4	89.1
16-Mar-16	99.5	109.3	97.6	99.9	113.2	105.4	87.9
2-Mar-16	91.5	103.2	97.8	92.7	112.2	105.9	88.1
17-Feb-16	91.5	103.2	97.8	92.7	110.7	105.9	88.5
3-Feb-16	92.5	103.9	99.3	94.7	111.4	105.4	94.6
20-Jan-16	99.8	108.6	108.6	99.9	120.4	115.2	94.3
6-Jan-16	99.8	107.2	112.8	101.2	118.7	117.7	94.3
Dec '15	99.9	108.1	112.7	101.8	120.8	119.8	95.0
Nov '15	112.4	119.6	119.4	114.9	127.9	122.9	94.0
Oct '15	119.9	127.3	121.0	119.9	131.7	123.9	93.8
Sep '15	120.5	128.5	121.7	122.8	134.7	123.9	93.9
Aug '15	124.9	132.4	122.1	126.1	136.0	123.9	94.6
Jul '15	119.9	128.0	122.5	122.3	133.2	124.2	94.0
Jun '15	118.4	125.9	122.6	117.7	129.2	131.2	97.3
May '15	113.4	120.5	122.8	114.2	127.4	132.0	96.3
Apr '15	108.9	116.5	124.3	110.3	124.9	132.6	97.4
Mar '15	106.1	114.5	128.7	108.8	124.2	133.2	97.9
Feb '15	99.1	108.2	127.3	101.8	118.6	130.4	96.8
Jan '15	101.9	110.6	131.4	103.3	121.4	134.2	98.1
Dec '14	118.6	127.6	139.7	119.6	132.0	141.5	98.5
Nov '14	128.3	138.8	145.5	129.3	143.4	146.9	103.0
Oct '14	132.5	142.0	145.2	134.9	145.9	148.6	105.0
Sep '14	134.6	144.1	145.7	137.2	147.7	148.9	103.7
Aug '14	134.7	144.2	146.1	137.2	147.7	148.9	103.8
Jul '14	141.0	149.6	147.1	142.8	150.5	149.3	105.1
Jun '14	141.5	150.1	148.6	143.1	151.6	151.8	116.6
May '14	140.5	149.2	149.0	142.2	150.8	152.2	119.2
Apr '14	136.7	146.2	148.5	137.9	149.2	151.9	119.3
Mar '14	134.6	144.8	148.3	135.1	148.3	153.6	121.6
Feb '14	130.8	141.7	146.0	131.2	147.3	147.1	120.0
Jan '14	128.8	140.2	143.3	129.4	146.7	143.2	111.8

Retail Motor Fuel Prices — Whitehorse

Average Fuel Prices, as of January 18th, 2017
(cents per litre)



Average Self-Serve Bi-weekly Fuel Prices,
January 2013 - January 2017
(cents per litre)



Retail Motor Fuel Prices - Beaver Creek & Burwash Landing

	Beaver Creek Self-serve		
	regular	premium	diesel
18-Jan-17	144.9	150.9	149.9
4-Jan-17	144.9	159.9	149.9
21-Dec-16	139.9	159.9	149.9
7-Dec-16	139.9	159.9	149.9
23-Nov-16	139.9	159.9	149.9
9-Nov-16	139.9	159.9	137.9
26-Oct-16	133.2	159.9	136.2
12-Oct-16	133.2	159.9	136.2
28-Sep-16	133.2	159.9	136.2
14-Sep-16	133.2	159.9	135.6
31-Aug-16	133.2	159.9	135.6
17-Aug-16	133.2	159.9	135.6
3-Aug-16	133.2	159.9	135.6
20-Jul-16	135.2	159.9	135.6
6-Jul-16	140.6	159.9	124.9
22-Jun-16	143.6	159.9	128.2
8-Jun-16	118.0	142.9	123.6
25-May-16	118.0	142.9	123.6
11-May-16	124.9	142.9	150.6
27-Apr-16	125.2	142.9	151.9
13-Apr-16	129.9	142.9	131.9
30-Mar-16	129.9	142.9	131.9
16-Mar-16	129.9	142.9	131.9
2-Mar-16	123.9	140.9	129.9
17-Feb-16	123.9	140.9	129.9
3-Feb-16	139.9	142.9	144.9
20-Jan-16	n/a	n/a	n/a
6-Jan-16	139.9	152.9	149.9
Dec '15	147.4	160.4	154.9
Nov '15	154.9	167.9	159.9
Oct '15	152.6	167.9	163.3
Sep '15	149.2	167.9	166.6
Aug '15	150.2	167.9	166.6
Jul '15	149.1	167.9	166.6
Jun '15	141.1	160.4	164.9
May '15	137.9	152.9	163.6
Apr '15	141.2	152.9	164.6
Mar '15	142.9	165.9	169.9
Feb '15	142.9	165.9	169.9
Jan '15	147.9	165.9	169.9
Dec '14	160.4	173.9	173.4
Nov '14	167.9	181.9	176.9
Oct '14	165.9	181.9	179.0
Sep '14	165.9	181.9	180.6
Aug '14	166.3	181.9	180.6
Jul '14	166.6	181.9	178.6
Jun '14	165.9	179.9	180.6
May '14	169.3	184.9	186.4
Apr '14	169.9	182.9	189.9
Mar '14	169.9	182.9	189.9
Feb '14	169.9	182.9	184.9
Jan '14	169.9	182.9	179.9

	Burwash Landing Self-serve		
	regular	premium	diesel
18-Jan-17	125.9	135.9	118.9
4-Jan-17	119.9	129.9	115.9
21-Dec-16	119.9	129.9	115.9
7-Dec-16	119.9	129.9	115.9
23-Nov-16	119.9	129.9	115.9
9-Nov-16	119.9	129.9	115.9
26-Oct-16	119.9	129.9	115.9
12-Oct-16	n/a	n/a	n/a
28-Sep-16	119.9	129.9	115.9
14-Sep-16	119.9	129.9	115.9
31-Aug-16	119.9	129.9	115.9
17-Aug-16	n/a	n/a	n/a
3-Aug-16	119.9	129.9	115.9
20-Jul-16	122.9	132.9	120.9
6-Jul-16	122.9	132.9	120.9
22-Jun-16	119.9	129.9	119.9
8-Jun-16	n/a	n/a	n/a
25-May-16	105.9	115.9	109.9
11-May-16	n/a	n/a	n/a
27-Apr-16	n/a	n/a	n/a
13-Apr-16	99.9	109.9	109.9
30-Mar-16	99.9	109.9	109.9
16-Mar-16	n/a	n/a	n/a
2-Mar-16	99.9	109.9	109.0
17-Feb-16	n/a	n/a	n/a
3-Feb-16	99.9	109.9	105.9
20-Jan-16	n/a	n/a	n/a
6-Jan-16	n/a	n/a	n/a
Dec '15	119.9	129.9	120.9
Nov '15	129.9	139.9	129.9
Oct '15	129.9	139.9	120.9
Sep '15	130.9	140.9	120.9
Aug '15	132.9	142.9	120.9
Jul '15	-	-	-
Jun '15	-	-	-
May '15	-	-	-
Apr '15	-	-	-
Mar '15	-	-	-
Feb '15	-	-	-
Jan '15	-	-	-
Dec '14	-	-	-
Nov '14	-	-	-
Oct '14	-	-	-
Sep '14	-	-	-
Aug '14	-	-	-
Jul '14	-	-	-
Jun '14	-	-	-
May '14	-	-	-
Apr '14	-	-	-
Mar '14	-	-	-
Feb '14	-	-	-
Jan '14	-	-	-

Retail Motor Fuel Prices — Carcross & Carmacks

	Carcross Self-serve		
	regular	premium	diesel
18-Jan-17	129.9	-	129.9
4-Jan-17	129.9	-	129.9
21-Dec-16	121.9	-	129.9
7-Dec-16	121.9	-	126.9
23-Nov-16	121.9	-	126.9
9-Nov-16	124.9	-	129.9
26-Oct-16	125.9	-	129.9
12-Oct-16	125.9	-	129.9
28-Sep-16	125.9	-	125.9
14-Sep-16	125.9	-	129.9
31-Aug-16	125.9	-	125.9
17-Aug-16	125.9	-	125.9
3-Aug-16	125.9	-	125.9
20-Jul-16	127.9	-	127.9
6-Jul-16	127.9	-	127.9
22-Jun-16	134.9	-	129.9
8-Jun-16	124.9	-	124.9
25-May-16	119.9	-	124.9
11-May-16	119.9	-	124.9
27-Apr-16	115.9	-	124.9
13-Apr-16	112.9	-	124.9
30-Mar-16	112.9	-	115.9
16-Mar-16	109.9	-	119.9
2-Mar-16	109.9	-	119.9
17-Feb-16	109.9	-	115.9
3-Feb-16	109.9	-	115.9
20-Jan-16	114.9	-	125.9
6-Jan-16	121.9	-	129.9

Dec '15	121.9	-	129.9
Nov '15	132.4	-	134.9
Oct '15	139.9	-	139.9
Sep '15	139.9	-	139.9
Aug '15	139.9	-	139.9
Jul '15	139.9	-	139.9
Jun '15	137.4	-	139.9
May '15	124.9	-	139.9
Apr '15	119.9	-	143.2
Mar '15	114.9	-	142.4
Feb '15	109.9	-	139.9
Jan '15	117.4	-	144.9

Dec '14	132.4	-	152.4
Nov '14	139.9	-	154.9
Oct '14	146.6	-	154.9
Sep '14	149.9	-	157.4
Aug '14	151.9	-	157.4
Jul '14	153.9	-	159.9
Jun '14	153.9	-	159.9
May '14	153.9	-	159.9
Apr '14	151.2	-	159.9
Mar '14	149.9	-	157.4
Feb '14	147.4	-	157.4
Jan '14	144.9	-	154.9

	Carmacks Self-serve		
	regular	premium	diesel
18-Jan-17	124.9	135.9	127.4
4-Jan-17	124.9	132.9	127.4
21-Dec-16	124.9	135.9	127.4
7-Dec-16	124.9	130.9	124.9
23-Nov-16	124.9	130.9	124.9
9-Nov-16	124.9	130.9	124.9
26-Oct-16	124.9	124.9	124.9
12-Oct-16	124.9	125.9	124.9
28-Sep-16	124.9	130.9	124.9
14-Sep-16	124.9	129.9	124.9
31-Aug-16	124.9	130.9	124.9
17-Aug-16	124.9	130.9	124.9
3-Aug-16	127.9	131.9	127.9
20-Jul-16	127.9	138.9	127.9
6-Jul-16	127.9	138.9	127.9
22-Jun-16	136.4	137.9	134.9
8-Jun-16	129.9	129.9	129.4
25-May-16	114.9	117.4	114.9
11-May-16	114.9	117.4	114.4
27-Apr-16	109.9	109.9	109.9
13-Apr-16	109.9	109.9	109.9
30-Mar-16	109.9	109.9	109.9
16-Mar-16	109.9	109.9	109.9
2-Mar-16	99.9	99.9	99.9
17-Feb-16	95.9	105.9	99.9
3-Feb-16	95.9	105.9	99.9
20-Jan-16	109.9	119.9	114.9
6-Jan-16	104.9	114.9	114.9

Dec '15	109.9	119.9	119.9
Nov '15	124.9	134.9	124.9
Oct '15	134.9	144.9	127.2
Sep '15	129.9	136.9	125.9
Aug '15	129.9	136.4	123.9
Jul '15	135.4	140.7	128.7
Jun '15	132.9	140.2	126.9
May '15	119.4	127.7	126.4
Apr '15	117.2	127.2	131.7
Mar '15	116.9	126.9	139.9
Feb '15	106.4	116.4	134.9
Jan '15	109.9	119.9	141.4

Dec '14	126.4	136.4	150.4
Nov '14	139.9	149.9	149.9
Oct '14	142.9	157.2	158.9
Sep '14	146.9	161.9	167.9
Aug '14	150.4	161.9	167.9
Jul '14	153.9	161.9	167.9
Jun '14	153.9	161.9	167.9
May '14	153.9	160.9	167.9
Apr '14	149.9	159.9	167.9
Mar '14	143.9	153.9	174.9
Feb '14	139.9	149.9	170.4
Jan '14	139.9	149.9	163.9

Retail Motor Fuel Prices — Dawson City & Destruction Bay

	Dawson City Self-serve			Full-serve		Destruction Bay Self-serve			Full-serve
	regular	premium	diesel	propane		regular	premium	diesel	propane
18-Jan-17	136.5	143.5	143.7	n/a	18-Jan-17	128.9	138.9	127.9	126.9
4-Jan-17	128.5	135.5	141.8	n/a	4-Jan-17	133.9	143.9	127.9	126.9
21-Dec-16	134.2	137.7	131.9	135.0	21-Dec-16	130.9	137.9	127.9	126.9
7-Dec-16	134.2	141.0	131.9	135.0	7-Dec-16	121.9	131.9	128.9	126.9
23-Nov-16	132.5	139.5	131.8	n/a	23-Nov-16	121.9	131.9	128.9	126.9
9-Nov-16	136.2	143.2	131.9	135.0	9-Nov-16	123.9	133.9	128.9	130.0
26-Oct-16	136.2	143.2	131.9	135.0	26-Oct-16	127.9	137.9	128.9	126.9
12-Oct-16	136.2	143.2	131.9	135.0	12-Oct-16	129.9	139.9	130.9	130.0
28-Sep-16	137.2	143.2	131.9	135.0	28-Sep-16	125.9	135.9	121.9	126.9
14-Sep-16	137.2	143.2	131.9	135.0	14-Sep-16	122.9	132.9	123.9	126.9
31-Aug-16	137.2	143.2	131.9	135.0	31-Aug-16	129.9	139.9	123.9	126.9
17-Aug-16	137.2	143.2	131.9	135.0	17-Aug-16	125.9	135.9	120.9	126.9
3-Aug-16	137.2	143.2	131.9	135.0	3-Aug-16	123.9	133.9	117.9	130.0
20-Jul-16	137.2	143.2	131.9	135.0	20-Jul-16	123.9	133.9	120.9	126.9
6-Jul-16	135.2	142.8	131.9	135.0	6-Jul-16	126.9	136.9	124.9	n/a
22-Jun-16	132.7	137.7	127.9	135.0	22-Jun-16	132.9	142.9	124.9	130.0
8-Jun-16	129.4	137.7	127.9	135.0	8-Jun-16	137.9	147.9	122.9	126.9
25-May-16	129.4	137.7	127.9	135.0	25-May-16	131.9	142.9	121.9	130.0
11-May-16	118.0	125.0	127.9	135.0	11-May-16	108.9	118.9	111.9	130.0
27-Apr-16	118.0	125.0	127.9	135.0	27-Apr-16	118.9	128.9	113.9	130.0
13-Apr-16	118.0	125.0	127.9	135.0	13-Apr-16	118.9	128.9	113.9	130.0
30-Mar-16	116.0	123.0	127.9	135.0	30-Mar-16	118.9	128.9	113.9	130.0
16-Mar-16	116.0	123.0	135.9	135.0	16-Mar-16	119.9	129.9	112.9	126.9
2-Mar-16	119.5	126.5	143.8	135.0	2-Mar-16	111.9	121.9	109.9	126.9
17-Feb-16	119.5	126.5	143.8	135.0	17-Feb-16	104.9	114.9	107.9	126.9
3-Feb-16	119.5	126.5	143.8	135.0	3-Feb-16	118.9	128.9	111.9	126.9
20-Jan-16	119.5	126.5	143.8	n/a	20-Jan-16	118.9	128.9	111.9	126.9
6-Jan-16	122.7	130.7	139.9	135.0	6-Jan-16	121.9	131.9	119.9	126.9
Dec '15	127.5	135.0	143.9	135.0	Dec '15	121.9	131.9	122.4	126.9
Nov '15	138.8	145.6	148.6	135.0	Nov '15	131.9	141.9	128.4	128.5
Oct '15	139.7	146.7	149.3	n/a	Oct '15	140.9	150.9	131.9	126.9
Sep '15	142.2	149.4	145.3	135.0	Sep '15	134.6	144.6	122.9	129.0
Aug '15	142.2	149.5	147.3	135.0	Aug '15	143.9	153.9	122.4	130.0
Jul '15	138.7	146.2	147.8	135.0	Jul '15	138.4	148.4	122.9	130.0
Jun '15	136.2	143.0	147.8	135.0	Jun '15	136.9	146.9	125.9	130.0
May '15	127.5	134.0	155.1	135.0	May '15	131.9	141.9	128.9	126.9
Apr '15	126.2	132.7	157.4	130.0	Apr '15	128.6	138.6	129.9	126.8
Mar '15	123.7	130.2	157.4	135.0	Mar '15	123.9	133.9	138.9	126.8
Feb '15	125.3	132.1	157.7	135.0	Feb '15	123.4	133.4	139.4	126.9
Jan '15	134.1	141.3	161.2	135.0	Jan '15	121.9	131.9	135.4	129.9
Dec '14	145.2	153.5	168.2	135.0	Dec '14	128.9	138.9	155.9	132.9
Nov '14	148.3	157.4	166.9	135.0	Nov '14	139.9	154.9	164.4	132.9
Oct '14	157.7	166.7	168.9	135.0	Oct '14	148.9	159.6	152.2	125.6
Sep '14	159.2	166.7	168.9	135.0	Sep '14	153.9	163.9	153.9	124.9
Aug '14	159.2	166.7	168.9	135.0	Aug '14	152.9	162.9	152.9	124.9
Jul '14	159.8	167.3	169.2	135.0	Jul '14	154.9	164.9	156.9	129.9
Jun '14	155.0	163.0	167.2	135.0	Jun '14	158.9	168.9	159.4	129.9
May '14	154.2	161.7	165.9	135.0	May '14	157.4	167.4	169.9	140.0
Apr '14	152.2	159.7	167.4	135.0	Apr '14	154.9	164.9	172.9	134.6
Mar '14	150.7	157.7	166.9	130.0	Mar '14	153.9	163.9	173.4	143.9
Feb '14	149.6	156.6	167.6	135.0	Feb '14	145.9	155.9	172.9	124.9
Jan '14	148.5	155.3	167.7	n/a	Jan '14	140.9	150.9	167.9	105.9

Retail Motor Fuel Prices — Eagle Plains & Faro

	Eagle Plains			
	Self-Serve			Full-serve
	regular	premium	diesel	propane
18-Jan-17	145.0	-	140.0	140.0
4-Jan-17	145.0	-	140.0	140.0
21-Dec-16	145.0	-	140.0	140.0
7-Dec-16	145.0	-	140.0	140.0
23-Nov-16	145.0	-	140.0	140.0
9-Nov-16	145.0	-	145.0	140.0
26-Oct-16	145.0	-	145.0	140.0
12-Oct-16	145.0	-	145.0	140.0
28-Sep-16	145.0	-	145.0	140.0
14-Sep-16	145.0	-	145.0	140.0
31-Aug-16	145.0	-	140.0	140.0
17-Aug-16	145.0	-	145.0	140.0
3-Aug-16	145.0	-	145.0	140.0
20-Jul-16	145.0	-	140.0	140.0
6-Jul-16	145.0	-	145.0	140.0
22-Jun-16	145.0	-	145.0	140.0
8-Jun-16	145.0	-	145.0	140.0
25-May-16	145.0	-	145.0	140.0
11-May-16	145.0	-	145.0	140.0
27-Apr-16	145.0	-	140.0	140.0
13-Apr-16	145.0	-	140.0	140.0
30-Mar-16	145.0	-	140.0	140.0
16-Mar-16	145.0	-	145.0	140.0
2-Mar-16	150.0	-	150.0	140.0
17-Feb-16	150.0	-	150.0	140.0
3-Feb-16	150.0	-	150.0	140.0
20-Jan-16	150.0	-	150.0	140.0
6-Jan-16	150.0	-	160.0	140.0
Dec '15	150.0	-	157.5	140.0
Nov '15	150.0	-	160.0	140.0
Oct '15	150.0	-	155.0	140.0
Sep '15	150.0	-	155.0	140.0
Aug '15	150.0	-	155.0	140.0
Jul '15	150.0	-	157.5	140.0
Jun '15	152.5	-	155.0	140.0
May '15	150.0	-	160.0	140.0
Apr '15	150.0	-	158.3	143.3
Mar '15	150.0	-	160.0	145.0
Feb '15	163.5	-	162.0	140.0
Jan '15	173.0	-	155.0	140.0
Dec '14	173.0	-	165.0	140.0
Nov '14	173.0	-	170.0	140.0
Oct '14	173.0	-	175.0	140.0
Sep '14	173.0	-	170.0	140.0
Aug '14	173.0	-	175.0	140.5
Jul '14	173.0	-	172.5	140.9
Jun '14	173.0	-	175.0	140.9
May '14	173.0	-	175.0	140.9
Apr '14	173.9	-	170.0	140.9
Mar '14	173.9	-	175.0	140.9
Feb '14	173.9	-	175.0	140.5
Jan '14	173.5	-	172.5	140.0

	Faro		
	Self-Serve		
	regular	premium	diesel
18-Jan-17	124.9	-	129.9
4-Jan-17	n/a	-	n/a
21-Dec-16	124.9	-	123.9
7-Dec-16	124.9	-	123.9
23-Nov-16	n/a	-	n/a
9-Nov-16	124.9	-	123.9
26-Oct-16	124.9	-	123.9
12-Oct-16	124.9	-	123.9
28-Sep-16	n/a	-	n/a
14-Sep-16	n/a	-	n/a
31-Aug-16	124.9	-	123.9
17-Aug-16	127.9	-	126.9
3-Aug-16	127.9	-	126.9
20-Jul-16	132.9	-	131.9
6-Jul-16	134.0	-	127.0
22-Jun-16	139.9	-	138.9
8-Jun-16	129.9	-	128.9
25-May-16	109.9	-	108.9
11-May-16	109.9	-	108.9
27-Apr-16	109.9	-	108.9
13-Apr-16	109.9	-	108.9
30-Mar-16	99.9	-	100.9
16-Mar-16	99.9	-	100.9
2-Mar-16	100.9	-	101.9
17-Feb-16	95.9	-	99.9
3-Feb-16	109.9	-	114.9
20-Jan-16	109.9	-	114.9
6-Jan-16	104.9	-	114.9
Dec '15	114.9	-	120.4
Nov '15	129.9	-	127.9
Oct '15	132.4	-	119.9
Sep '15	137.2	-	119.2
Aug '15	131.9	-	120.9
Jul '15	131.9	-	124.9
Jun '15	131.5	-	125.9
May '15	117.9	-	125.9
Apr '15	118.6	-	132.9
Mar '15	118.9	-	141.9
Feb '15	108.4	-	136.9
Jan '15	118.9	-	149.9
Dec '14	131.9	-	150.9
Nov '14	141.9	-	151.9
Oct '14	148.9	-	160.9
Sep '14	148.9	-	169.9
Aug '14	155.9	-	169.9
Jul '14	155.9	-	169.9
Jun '14	155.9	-	169.9
May '14	155.9	-	169.9
Apr '14	148.6	-	173.6
Mar '14	145.9	-	176.9
Feb '14	141.9	-	168.4
Jan '14	146.9	-	165.9

Retail Motor Fuel Prices — Haines Junction

	Self-serve			Full-serve
	regular	premium	diesel	propane
18-Jan-17	122.9	130.9	119.2	100.0
4-Jan-17	121.7	130.9	119.7	100.0
21-Dec-16	113.9	122.9	115.2	100.0
7-Dec-16	113.9	121.9	116.9	100.0
23-Nov-16	114.9	121.9	116.9	100.0
9-Nov-16	118.9	126.4	116.9	100.0
26-Oct-16	118.9	126.4	117.4	100.0
12-Oct-16	118.9	126.4	116.4	100.0
28-Sep-16	117.7	126.4	115.9	100.0
14-Sep-16	116.9	126.4	115.9	100.0
31-Aug-16	119.2	126.4	115.2	100.0
17-Aug-16	118.9	126.4	115.4	100.0
3-Aug-16	119.9	126.4	115.9	100.9
20-Jul-16	122.7	130.4	114.7	100.0
6-Jul-16	122.7	130.4	112.2	100.0
22-Jun-16	129.9	136.9	114.4	100.0
8-Jun-16	118.9	130.4	113.6	100.0
25-May-16	112.2	120.4	110.6	100.0
11-May-16	109.9	117.9	109.2	100.0
27-Apr-16	105.2	112.9	108.2	100.0
13-Apr-16	102.7	110.4	108.2	100.0
30-Mar-16	100.9	109.4	108.7	n/a
16-Mar-16	99.9	105.4	110.9	n/a
2-Mar-16	96.4	101.4	107.7	100.0
17-Feb-16	97.2	102.4	106.9	100.0
3-Feb-16	99.9	106.4	111.2	100.0
20-Jan-16	105.2	110.4	116.4	100.0
6-Jan-16	105.2	110.4	117.4	100.0
Dec '15	107.6	110.4	118.9	100.0
Nov '15	119.6	123.7	126.2	100.0
Oct '15	123.9	128.4	126.5	100.0
Sep '15	124.3	131.9	127.6	100.0
Aug '15	126.5	137.7	127.8	100.0
Jul '15	124.0	132.4	128.7	100.0
Jun '15	121.3	127.4	127.5	109.9
May '15	116.9	124.7	129.0	109.9
Apr '15	110.9	118.6	128.9	114.6
Mar '15	107.5	115.9	131.3	114.9
Feb '15	104.1	110.4	130.8	114.9
Jan '15	109.2	115.7	134.2	119.5
Dec '14	123.5	130.9	138.7	114.5
Nov '14	133.7	139.4	144.4	124.0
Oct '14	137.5	143.4	147.1	124.0
Sep '14	139.7	145.4	147.9	124.0
Aug '14	140.7	146.2	149.4	124.0
Jul '14	144.3	150.7	150.3	124.0
Jun '14	145.3	150.7	150.2	124.0
May '14	145.1	151.4	153.1	124.0
Apr '14	141.2	147.2	153.6	124.0
Mar '14	138.8	145.2	154.9	105.0
Feb '14	133.1	139.4	150.6	105.0
Jan '14	131.9	136.9	148.9	105.0

Retail Motor Fuel Prices — Jake's Corner

	Self-serve			Full-serve
	regular	premium	diesel	propane
18-Jan-17	119.8	129.8	124.8	115.0
4-Jan-17	115.8	129.8	124.8	115.0
21-Dec-16	115.8	129.8	124.8	115.0
7-Dec-16	115.8	129.8	124.8	115.0
23-Nov-16	n/a	n/a	n/a	n/a
9-Nov-16	115.8	129.8	124.8	115.0
26-Oct-16	115.8	129.8	124.8	115.0
12-Oct-16	119.8	129.8	124.8	115.0
28-Sep-16	115.8	129.8	114.8	115.0
14-Sep-16	115.8	129.8	114.8	115.0
31-Aug-16	115.8	129.8	114.8	115.0
17-Aug-16	115.8	129.8	114.8	115.0
3-Aug-16	115.8	129.8	114.8	115.0
20-Jul-16	117.8	129.8	114.8	115.0
6-Jul-16	119.8	129.8	114.8	115.0
22-Jun-16	129.8	139.8	107.8	115.0
8-Jun-16	119.9	129.9	107.9	100.0
25-May-16	109.8	119.8	99.8	110.0
11-May-16	109.8	119.8	99.8	110.0
27-Apr-16	104.8	114.8	99.8	n/a
13-Apr-16	99.8	112.8	104.8	110.0
30-Mar-16	99.8	112.8	104.8	110.0
16-Mar-16	91.8	104.8	104.8	110.0
2-Mar-16	91.8	104.8	112.8	110.0
17-Feb-16	91.8	104.8	112.8	100.0
3-Feb-16	91.8	104.8	112.8	110.0
20-Jan-16	99.8	129.8	112.8	110.0
6-Jan-16	99.8	129.8	112.8	110.0
Dec '15	104.8	129.8	115.8	110.0
Nov '15	119.8	129.8	118.8	110.0
Oct '15	119.8	129.8	124.3	110.0
Sep '15	121.8	138.8	120.8	100.0
Aug '15	114.9	129.8	130.4	100.0
Jul '15	117.4	129.8	125.7	105.0
Jun '15	121.1	133.8	125.6	100.0
May '15	112.4	124.8	130.4	100.0
Apr '15	110.9	124.8	134.9	100.0
Mar '15	111.4	124.8	134.4	105.0
Feb '15	106.4	124.8	132.4	105.0
Jan '15	118.2	129.8	133.2	105.0
Dec '14	136.4	134.8	146.9	110.0
Nov '14	138.9	149.8	150.4	110.0
Oct '14	142.6	149.8	150.4	110.0
Sep '14	144.4	149.8	150.4	110.0
Aug '14	144.4	149.8	150.4	110.0
Jul '14	144.6	149.8	151.1	110.0
Jun '14	145.7	149.8	152.4	110.0
May '14	143.7	151.3	151.9	120.0
Apr '14	141.9	148.8	151.4	131.7
Mar '14	139.9	145.3	151.4	135.0
Feb '14	136.4	138.8	151.4	110.0
Jan '14	141.4	138.8	151.4	110.0

Effective January 2016, Jake's Corner prices are reported rather than Tagish area prices, due to Tagish gas station closure.

Retail Motor Fuel Prices — Mayo

	Self-serve			Full-serve	
	regular	premium	diesel	regular	diesel
18-Jan-17	119.9	-	111.3	128.9	123.9
4-Jan-17	n/a	-	n/a	128.9	123.9
21-Dec-16	117.9	-	113.9	128.9	123.9
7-Dec-16	117.9	-	113.9	128.9	123.9
23-Nov-16	n/a	-	n/a	128.9	123.9
9-Nov-16	121.9	-	113.9	128.9	123.9
26-Oct-16	121.9	-	115.9	128.9	123.9
12-Oct-16	130.9	-	123.9	128.9	123.9
28-Sep-16	123.9	-	115.9	128.9	123.9
14-Sep-16	123.9	-	115.9	128.9	123.9
31-Aug-16	123.9	-	114.9	128.9	123.9
17-Aug-16	123.9	-	114.9	128.9	123.9
3-Aug-16	126.9	-	116.9	128.9	123.9
20-Jul-16	126.9	-	116.9	128.9	123.9
6-Jul-16	126.9	-	116.9	135.9	123.9
22-Jun-16	130.9	-	116.9	135.9	123.9
8-Jun-16	126.9	-	112.9	123.9	123.9
25-May-16	120.9	-	112.9	115.9	119.9
11-May-16	120.9	-	101.9	115.9	119.9
27-Apr-16	129.0	-	103.9	109.9	119.9
13-Apr-16	107.9	-	103.9	109.9	119.9
30-Mar-16	99.9	-	97.9	113.9	115.9
16-Mar-16	102.9	-	109.9	109.9	119.9
2-Mar-16	102.9	-	109.9	109.9	119.9
17-Feb-16	102.9	-	109.9	109.9	119.9
3-Feb-16	102.9	-	109.9	109.9	119.9
20-Jan-16	108.9	-	121.9	109.9	119.9
6-Jan-16	110.9	-	128.9	115.9	130.9
Dec '15	111.4	-	129.4	115.9	136.9
Nov '15	122.9	-	131.4	135.9	139.4
Oct '15	128.9	-	128.4	135.9	139.4
Sep '15	130.9	-	128.6	135.9	142.9
Aug '15	133.4	-	126.9	135.9	142.9
Jul '15	128.9	-	127.9	135.9	142.9
Jun '15	126.9	-	127.9	131.4	142.9
May '15	121.4	-	127.9	126.9	142.9
Apr '15	115.6	-	135.2	117.9	142.9
Mar '15	110.9	-	139.9	117.9	142.9
Feb '15	107.9	-	139.9	117.9	142.9
Jan '15	114.4	-	141.9	122.9	147.9
Dec '14	129.4	-	147.4	139.4	160.9
Nov '14	135.9	-	148.9	145.9	160.9
Oct '14	n/a	-	n/a	154.9	160.9
Sep '14	n/a	-	n/a	154.9	160.9
Aug '14	n/a	-	n/a	n/a	n/a
Jul '14	n/a	-	n/a	154.9	160.9
Jun '14	n/a	-	n/a	154.9	160.9
May '14	n/a	-	n/a	154.9	160.9
Apr '14	n/a	-	n/a	151.6	160.9
Mar '14	161.0	-	154.9	149.9	164.9
Feb '14	161.0	-	154.9	159.9	160.9
Jan '14	161.0	-	154.9	159.9	160.9

Retail Motor Fuel Prices — Pelly Crossing & Ross River

	Pelly Crossing Self-serve	
	regular	diesel
18-Jan-17	119.9	129.9
4-Jan-17	119.9	129.9
21-Dec-16	119.9	129.9
7-Dec-16	119.9	129.9
23-Nov-16	128.9	129.9
9-Nov-16	128.9	129.9
26-Oct-16	128.9	129.9
12-Oct-16	128.9	123.9
28-Sep-16	129.9	n/a
14-Sep-16	128.9	129.9
31-Aug-16	128.9	129.9
17-Aug-16	128.9	129.9
3-Aug-16	120.0	119.0
20-Jul-16	137.0	128.0
6-Jul-16	137.0	128.0
22-Jun-16	137.0	128.0
8-Jun-16	137.0	128.0
25-May-16	120.0	118.0
11-May-16	115.9	111.9
27-Apr-16	104.9	111.9
13-Apr-16	104.9	111.9
30-Mar-16	104.9	111.9
16-Mar-16	104.9	111.9
2-Mar-16	104.9	111.9
17-Feb-16	104.9	111.9
3-Feb-16	n/a	n/a
20-Jan-16	122.9	121.9
6-Jan-16	122.9	121.9
Dec '15	124.9	131.9
Nov '15	129.9	131.9
Oct '15	142.9	135.9
Sep '15	138.9	135.9
Aug '15	135.4	135.9
Jul '15	133.9	135.9
Jun '15	130.9	135.9
May '15	127.9	135.9
Apr '15	124.9	157.9
Mar '15	121.4	157.9
Feb '15	117.9	157.9
Jan '15	125.9	157.9
Dec '14	142.4	157.9
Nov '14	146.9	157.9
Oct '14	154.9	169.9
Sep '14	154.9	169.9
Aug '14	154.9	169.9
Jul '14	154.9	169.9
Jun '14	154.9	169.9
May '14	154.9	169.9
Apr '14	149.9	163.2
Mar '14	149.9	164.9
Feb '14	149.9	159.9
Jan '14	149.9	159.9

	Ross River Self-serve	
	regular	diesel
18-Jan-17	129.9	127.9
4-Jan-17	129.9	127.9
21-Dec-16	129.9	127.9
7-Dec-16	129.9	127.9
23-Nov-16	129.9	127.9
9-Nov-16	131.9	124.9
26-Oct-16	136.3	124.9
12-Oct-16	125.9	124.9
28-Sep-16	136.3	124.9
14-Sep-16	125.9	124.9
31-Aug-16	124.9	110.9
17-Aug-16	129.9	112.1
3-Aug-16	127.0	131.0
20-Jul-16	125.1	104.6
6-Jul-16	125.1	104.6
22-Jun-16	n/a	n/a
8-Jun-16	128.9	101.6
25-May-16	119.8	111.7
11-May-16	117.1	100.4
27-Apr-16	115.3	113.5
13-Apr-16	115.3	113.5
30-Mar-16	115.3	113.5
16-Mar-16	109.1	110.2
2-Mar-16	103.7	107.4
17-Feb-16	99.9	105.9
3-Feb-16	98.9	99.9
20-Jan-16	107.4	109.2
6-Jan-16	115.6	119.4
Dec '15	115.6	119.4
Nov '15	126.9	122.9
Oct '15	131.4	123.1
Sep '15	129.9	113.5
Aug '15	129.9	113.5
Jul '15	126.7	110.9
Jun '15	122.6	115.4
May '15	118.4	119.9
Apr '15	117.5	126.0
Mar '15	117.5	129.5
Feb '15	105.0	115.0
Jan '15	115.0	130.1
Dec '14	n/a	n/a
Nov '14	137.4	138.7
Oct '14	148.9	147.3
Sep '14	151.5	143.7
Aug '14	151.5	143.7
Jul '14	151.5	143.7
Jun '14	152.0	150.7
May '14	152.0	150.7
Apr '14	147.7	157.1
Mar '14	142.4	169.9
Feb '14	137.9	165.9
Jan '14	137.9	161.9

Retail Motor Fuel Prices — Stewart Crossing

	Self-Serve		
	regular	premium	diesel
18-Jan-17	129.9	135.9	125.9
4-Jan-17	129.9	135.9	125.9
21-Dec-16	121.9	127.9	119.9
7-Dec-16	121.9	127.9	119.9
23-Nov-16	121.9	127.9	119.9
9-Nov-16	125.9	131.9	119.9
26-Oct-16	125.9	131.9	119.9
12-Oct-16	125.9	131.9	117.9
28-Sep-16	125.9	131.9	117.9
14-Sep-16	125.9	131.9	117.9
31-Aug-16	125.9	131.9	117.9
17-Aug-16	125.9	131.9	117.9
3-Aug-16	125.9	131.9	117.9
20-Jul-16	127.9	133.9	117.9
6-Jul-16	127.9	133.9	117.9
22-Jun-16	132.9	138.9	117.9
8-Jun-16	n/a	n/a	n/a
25-May-16	119.9	125.9	117.9
11-May-16	119.9	125.9	109.9
27-Apr-16	114.9	120.9	109.9
13-Apr-16	109.9	115.9	109.9
30-Mar-16	n/a	n/a	n/a
16-Mar-16	109.9	115.9	109.9
2-Mar-16	101.9	107.9	109.9
17-Feb-16	101.9	107.9	109.9
3-Feb-16	n/a	n/a	n/a
20-Jan-16	109.9	115.9	125.9
6-Jan-16	109.9	115.9	125.9
Dec '15	109.9	115.9	125.9
Nov '15	124.9	130.9	131.9
Oct '15	129.9	135.9	131.9
Sep '15	132.2	138.2	134.9
Aug '15	134.9	140.9	134.9
Jul '15	129.9	135.9	134.9
Jun '15	128.4	134.4	134.9
May '15	123.4	129.4	134.9
Apr '15	126.3	132.3	144.7
Mar '15	120.5	126.5	148.0
Feb '15	118.0	124.0	148.0
Jan '15	120.0	126.0	151.0
Dec '14	137.0	143.0	157.0
Nov '14	146.0	152.0	165.0
Oct '14	151.3	160.0	165.0
Sep '14	153.0	163.0	165.0
Aug '14	153.0	163.0	165.0
Jul '14	159.5	163.5	163.0
Jun '14	160.0	164.0	160.9
May '14	158.0	164.0	160.9
Apr '14	153.3	160.3	160.9
Mar '14	153.0	157.0	160.9
Feb '14	148.5	154.5	158.4
Jan '14	146.0	152.0	155.9

Retail Motor Fuel Prices — Teslin

	Self-serve			Full-serve
	regular	premium	diesel	propane
18-Jan-17	123.9	133.9	119.9	102.0
4-Jan-17	119.4	124.9	115.4	102.0
21-Dec-16	115.9	125.9	115.9	102.0
7-Dec-16	115.9	125.9	115.9	102.0
23-Nov-16	117.9	129.9	116.9	102.0
9-Nov-16	119.9	129.9	117.9	102.0
26-Oct-16	119.9	129.9	117.9	102.0
12-Oct-16	119.9	129.9	117.9	102.0
28-Sep-16	119.9	129.9	112.9	102.0
14-Sep-16	119.9	129.9	112.9	102.0
31-Aug-16	119.9	129.9	112.9	102.0
17-Aug-16	119.9	129.9	112.9	102.0
3-Aug-16	119.9	129.9	112.9	102.5
20-Jul-16	121.9	131.9	112.9	102.5
6-Jul-16	124.4	131.9	113.4	100.0
22-Jun-16	133.9	143.9	115.4	109.0
8-Jun-16	123.9	133.9	112.9	105.0
25-May-16	113.9	123.9	112.9	105.0
11-May-16	113.9	123.9	112.9	105.0
27-Apr-16	106.4	118.9	105.9	110.0
13-Apr-16	103.9	113.9	105.9	110.0
30-Mar-16	101.9	109.9	105.9	109.5
16-Mar-16	101.9	109.9	105.9	110.0
2-Mar-16	99.9	109.9	105.9	109.5
17-Feb-16	99.9	109.9	105.9	109.5
3-Feb-16	99.9	109.9	105.9	115.0
20-Jan-16	104.9	114.9	113.9	115.0
6-Jan-16	109.9	119.9	119.9	120.0
Dec '15	109.9	119.9	121.9	120.00
Nov '15	121.4	129.4	126.7	117.5
Oct '15	123.9	133.9	128.7	115.0
Sep '15	127.2	137.2	126.9	115.0
Aug '15	128.2	139.4	127.9	115.0
Jul '15	126.7	134.9	126.9	115.0
Jun '15	125.7	134.9	126.9	115.0
May '15	117.2	127.4	129.7	115.0
Apr '15	113.9	123.9	131.4	113.3
Mar '15	113.9	123.9	132.9	112.5
Feb '15	106.4	116.4	132.9	115.0
Jan '15	106.7	116.9	136.4	115.0
Dec '14	123.7	132.9	146.4	115.0
Nov '14	130.9	141.9	150.9	115.0
Oct '14	136.6	145.4	149.6	110.0
Sep '14	139.4	148.9	149.9	110.0
Aug '14	139.4	148.9	149.9	107.5
Jul '14	145.7	155.4	149.9	108.8
Jun '14	145.9	155.9	150.4	110.0
May '14	146.9	156.9	151.2	121.5
Apr '14	143.6	153.9	152.9	121.5
Mar '14	139.4	152.9	154.7	121.5
Feb '14	135.9	152.9	157.9	121.5
Jan '14	132.9	152.9	148.9	110.0

Retail Motor Fuel Prices — Watson Lake

	Self-serve			Full-serve	
	regular	premium	diesel	diesel	propane
18-Jan-17	115.9	-	115.9	-	114.9
4-Jan-17	116.9	-	117.9	-	115.9
21-Dec-16	106.9	-	112.9	-	105.9
7-Dec-16	106.9	-	112.9	-	105.9
23-Nov-16	117.9	n/a	119.9	-	105.9
9-Nov-16	128.9	n/a	128.9	-	n/a
26-Oct-16	121.4	n/a	121.9	-	105.9
12-Oct-16	121.4	n/a	121.9	-	105.9
28-Sep-16	117.4	119.9	116.9	-	n/a
14-Sep-16	115.9	119.9	114.2	-	105.9
31-Aug-16	116.9	119.9	114.2	-	105.9
17-Aug-16	116.9	119.9	113.2	-	105.9
3-Aug-16	114.6	120.9	114.6	-	105.9
20-Jul-16	116.9	121.9	116.2	-	105.9
6-Jul-16	123.2	122.9	117.6	-	105.9
22-Jun-16	123.2	122.9	117.6	-	105.9
8-Jun-16	117.4	n/a	117.4	-	105.9
25-May-16	109.9	112.9	104.4	-	105.9
11-May-16	110.9	110.9	105.7	-	117.9
27-Apr-16	109.9	n/a	107.9	-	117.9
13-Apr-16	102.9	112.9	99.9	-	105.9
30-Mar-16	102.9	112.9	99.9	-	105.9
16-Mar-16	96.9	112.9	93.9	-	105.9
2-Mar-16	85.4	106.9	94.4	-	105.9
17-Feb-16	85.4	106.9	94.4	-	105.9
3-Feb-16	99.9	117.9	99.9	-	105.9
20-Jan-16	95.5	117.9	95.6	-	105.9
6-Jan-16	103.4	117.9	104.0	-	105.9
Dec '15	103.5	114.9	104.9	-	115.9
Nov '15	114.2	137.9	112.6	-	129.8
Oct '15	117.6	127.9	112.6	-	131.2
Sep '15	119.8	132.2	115.9	-	127.0
Aug '15	126.0	129.4	118.5	-	130.9
Jul '15	123.1	125.9	118.3	n/a	130.9
Jun '15	120.5	129.2	118.3	143.9	130.9
May '15	117.1	123.2	119.4	143.9	130.9
Apr '15	110.1	119.9	117.2	143.9	130.9
Mar '15	105.8	115.9	118.9	-	130.9
Feb '15	100.7	112.7	124.2	-	130.9
Jan '15	100.9	113.9	130.9	-	130.9
Dec '14	114.9	126.7	140.2	140.9	130.9
Nov '14	128.7	138.2	147.9	140.9	130.9
Oct '14	140.8	149.8	147.4	140.9	130.9
Sep '14	145.4	152.6	151.1	140.9	127.2
Aug '14	145.7	152.1	151.3	140.9	127.2
Jul '14	146.3	152.9	153.0	140.9	127.2
Jun '14	146.7	154.1	153.6	140.9	128.8
May '14	145.4	155.2	152.4	140.9	129.1
Apr '14	140.6	151.6	154.6	140.9	130.9
Mar '14	143.9	153.9	164.4	140.9	130.9
Feb '14	142.4	153.4	162.9	140.9	130.9
Jan '14	143.4	155.4	159.9	140.9	130.9

Residential Fuel Prices in Yukon

Average Prices as of January 18th, 2017

	Residential Heating Fuels			% Change January 20, 2016 to January 18, 2017		
	Furnace Oil	Arctic Stove Oil	Propane (500-gallon tank cost)	Furnace Oil	Arctic Stove Oil	Propane (500-gallon tank cost)
Whitehorse	99.8	103.1	101.5	15.2%	15.5%	42.4%
Beaver Creek	112.0	116.1	-	17.8%	17.4%	-
Burwash Landing	109.2	109.7	-	19.5%	13.1%	-
Carcross	109.4	109.3	-	23.9%	16.0%	-
Carmacks	106.9	110.0	116.2	20.1%	19.3%	63.0%
Dawson City	111.6	115.5	116.2	18.1%	17.3%	63.0%
Destruction Bay	106.2	109.3	-	20.3%	14.6%	-
Faro	107.1	110.3	116.2	19.9%	19.4%	63.0%
Haines Junction	106.3	103.5	116.2	23.3%	14.0%	63.0%
Marsh Lake	106.7	109.8	-	20.8%	20.0%	-
Mayo	112.0	115.8	116.2	6.9%	10.2%	63.0%
Pelly Crossing	108.9	111.9	-	19.8%	16.8%	-
Ross River	108.2	111.3	116.2	19.8%	19.0%	63.0%
Stewart Crossing	108.8	111.9	-	19.7%	18.9%	-
Tagish	109.4	115.0	-	23.9%	13.5%	-
Teslin	107.7	110.0	116.2	21.0%	16.3%	63.0%
Watson Lake	109.9	109.2	116.2	26.2%	15.3%	63.0%

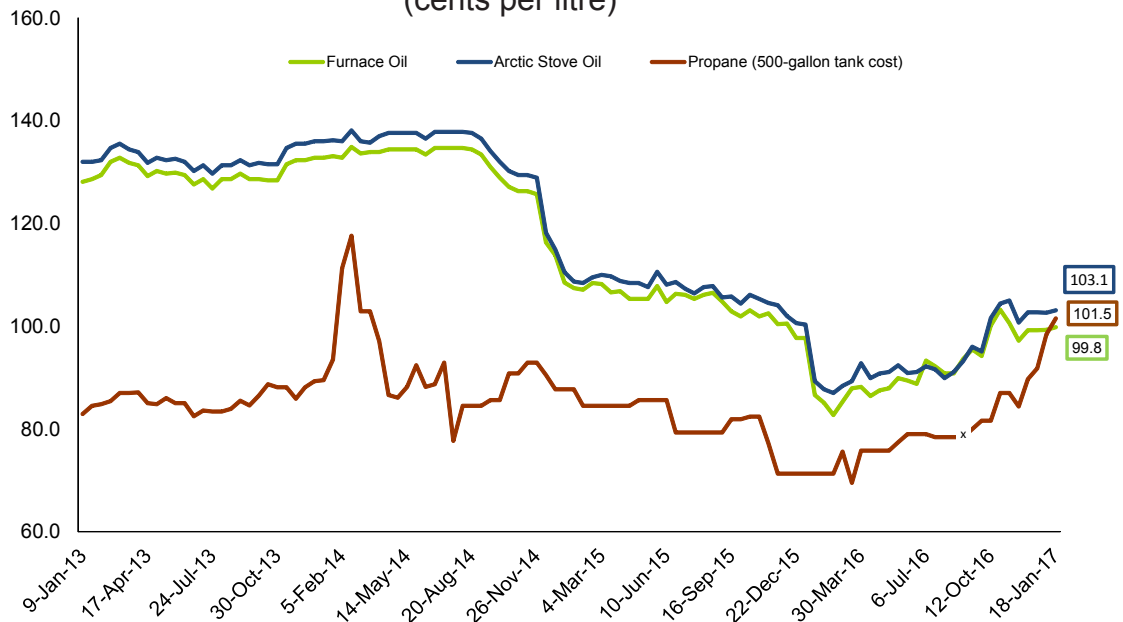
Notes: All prices are Canadian cents per litre, including all applicable taxes.
 "-" indicates this service was not available in this community at this time.

Comparing January 18th, 2017 to January 20th, 2016 prices of furnace oil increased in all Yukon communities. The largest increase was in Watson Lake, up 26.2% .

Increases were reported for Arctic stove oil prices in all Yukon communities. The largest percentage increase was in Marsh Lake, up 20.0%.

During the period, all Yukon communities saw increases of 63.0% in the average price for propane with the exception of Whitehorse which saw an increase of 42.4% .

Average Residential Bi-weekly Heating Fuel Prices, Whitehorse
 January 2013 - January 2017
 (cents per litre)



Residential Heating Fuel Prices — Whitehorse

	Furnace Oil	Arctic Stove Oil	Propane (500-gallon tank cost)
18-Jan-17	99.8	103.1	101.5
4-Jan-17	99.3	102.6	98.4
21-Dec-16	99.2	102.7	91.8
7-Dec-16	99.2	102.7	89.7
23-Nov-16	97.2	100.7	84.4
9-Nov-16	100.6	105.0	87.0
26-Oct-16	103.2	104.4	87.0
12-Oct-16	100.1	101.6	81.6
28-Sep-16	94.2	95.1	81.6
14-Sep-16	95.5	96.0	n/a
31-Aug-16	93.6	93.2	78.4
17-Aug-16	90.8	91.1	78.4
3-Aug-16	90.8	89.9	78.4
20-Jul-16	92.2	91.6	78.4
6-Jul-16	93.3	92.2	79.0
22-Jun-16	88.8	91.1	79.0
8-Jun-16	89.4	90.9	79.0
25-May-16	89.9	92.4	77.4
11-May-16	87.9	91.1	75.8
27-Apr-16	87.5	90.8	75.8
13-Apr-16	86.4	89.9	75.8
30-Mar-16	88.2	92.8	75.8
16-Mar-16	87.9	89.3	69.5
2-Mar-16	85.3	88.4	75.6
17-Feb-16	82.7	87.0	71.3
3-Feb-16	85.1	87.7	71.3
20-Jan-16	86.6	89.3	71.3
6-Jan-16	97.7	100.3	71.3
Dec '15	99.1	101.3	71.3
Nov '15	101.5	104.3	74.3
Oct '15	102.5	105.7	82.4
Sep '15	103.2	105.3	81.0
Aug '15	106.3	107.7	79.3
Jul '15	105.7	106.9	79.3
Jun '15	105.5	108.4	82.5
May '15	106.6	109.1	85.6
Apr '15	105.8	108.5	84.9
Mar '15	107.4	109.9	84.5
Feb '15	107.8	109.0	84.5
Jan '15	108.0	109.6	87.7
Dec '14	115.1	116.6	89.1
Nov '14	126.0	129.2	92.9
Oct '14	127.4	130.5	89.1
Sep '14	132.2	135.3	85.1
Aug '14	134.6	137.7	84.5
Jul '14	134.7	137.8	85.3
Jun '14	134.1	137.2	88.5
May '14	134.4	137.6	90.3
Apr '14	134.2	137.4	89.9
Mar '14	133.8	135.9	102.9
Feb '14	133.9	137.1	114.5
Jan '14	133.0	136.1	91.5

Residential Heating Fuel Prices — Beaver Creek

	Furnace Oil	Arctic Stove Oil	Propane (500 gallon tank cost)
18-Jan-17	112.0	116.1	-
4-Jan-17	109.9	111.9	-
21-Dec-16	109.5	111.9	-
7-Dec-16	109.5	111.9	-
23-Nov-16	107.2	111.9	-
9-Nov-16	108.3	116.1	-
26-Oct-16	111.0	116.1	-
12-Oct-16	111.0	111.9	-
28-Sep-16	103.3	107.7	-
14-Sep-16	103.3	107.7	-
31-Aug-16	103.7	104.9	-
17-Aug-16	98.4	99.3	-
3-Aug-16	101.6	99.3	-
20-Jul-16	100.7	99.3	-
6-Jul-16	102.0	99.3	-
22-Jun-16	98.7	99.3	-
8-Jun-16	97.5	99.3	-
25-May-16	98.1	99.3	-
11-May-16	95.3	96.9	-
27-Apr-16	95.9	97.4	-
13-Apr-16	96.2	95.8	-
30-Mar-16	96.2	100.9	-
16-Mar-16	96.2	95.8	-
2-Mar-16	92.0	93.1	-
17-Feb-16	89.9	93.0	-
3-Feb-16	95.1	96.3	-
20-Jan-16	95.1	98.9	-
6-Jan-16	105.6	106.6	-
Dec '15	107.7	108.7	-
Nov '15	109.8	112.2	-
Oct '15	109.8	113.3	-
Sep '15	109.8	111.3	-
Aug '15	115.1	113.9	-
Jul '15	115.1	114.7	-
Jun '15	115.1	115.6	-
May '15	115.1	114.8	-
Apr '15	115.1	117.8	-
Mar '15	115.1	117.2	-
Feb '15	115.1	114.0	-
Jan '15	-	110.4	-

Residential Heating Fuel Prices — Burwash Landing

	Furnace Oil	Arctic Stove Oil	Propane (500 gallon tank cost)
18-Jan-17	109.2	109.7	-
4-Jan-17	105.0	107.6	-
21-Dec-16	105.0	107.6	-
7-Dec-16	105.0	107.6	-
23-Nov-16	105.0	107.6	-
9-Nov-16	109.2	109.7	-
26-Oct-16	109.2	109.7	-
12-Oct-16	105.0	108.2	-
28-Sep-16	100.8	105.5	-
14-Sep-16	100.8	98.7	-
31-Aug-16	97.7	97.1	-
17-Aug-16	92.4	95.6	-
3-Aug-16	92.4	94.5	-
20-Jul-16	92.4	94.5	-
6-Jul-16	92.4	95.6	-
22-Jun-16	94.5	95.6	-
8-Jun-16	94.8	95.6	-
25-May-16	96.9	95.6	-
11-May-16	93.4	95.0	-
27-Apr-16	92.7	94.3	-
13-Apr-16	92.4	93.4	-
30-Mar-16	92.4	99.1	-
16-Mar-16	92.4	93.9	-
2-Mar-16	88.2	93.9	-
17-Feb-16	86.1	89.8	-
3-Feb-16	91.4	96.5	-
20-Jan-16	91.4	97.0	-
6-Jan-16	101.9	105.0	-
Dec '15	104.0	107.4	-
Nov '15	106.9	110.3	-
Oct '15	106.9	110.1	-
Sep '15	109.5	108.8	-
Aug '15	116.0	112.0	-
Jul '15	116.0	112.8	-
Jun '15	116.0	113.7	-
May '15	111.3	113.8	-
Apr '15	116.0	114.7	-
Mar '15	118.4	115.3	-
Feb '15	116.0	112.1	-
Jan '15	120.8	110.4	-

Residential Heating Fuel Prices — Carcross

	Furnace Oil	Arctic Stove Oil	Propane (500 gallon tank cost)
18-Jan-17	109.4	109.3	-
4-Jan-17	107.3	105.1	-
21-Dec-16	106.9	105.1	-
7-Dec-16	106.9	105.1	-
23-Nov-16	104.7	105.1	-
9-Nov-16	105.7	109.3	-
26-Oct-16	108.5	109.3	-
12-Oct-16	108.5	105.1	-
28-Sep-16	100.7	100.9	-
14-Sep-16	100.7	100.9	-
31-Aug-16	99.1	97.8	-
17-Aug-16	93.7	92.5	-
3-Aug-16	97.0	92.5	-
20-Jul-16	96.0	92.5	-
6-Jul-16	97.3	92.5	-
22-Jun-16	94.0	92.5	-
8-Jun-16	92.8	92.5	-
25-May-16	93.5	92.5	-
11-May-16	90.6	92.2	-
27-Apr-16	91.2	92.8	-
13-Apr-16	89.4	91.1	-
30-Mar-16	89.4	96.2	-
16-Mar-16	89.4	91.0	-
2-Mar-16	85.2	88.4	-
17-Feb-16	83.1	88.3	-
3-Feb-16	88.3	91.6	-
20-Jan-16	88.3	94.2	-
6-Jan-16	98.8	101.9	-
Dec '15	100.9	104.0	-
Nov '15	103.0	107.6	-
Oct '15	103.0	107.6	-
Sep '15	103.0	105.6	-
Aug '15	108.3	108.2	-
Jul '15	108.3	109.1	-
Jun '15	108.3	109.9	-
May '15	108.3	111.0	-
Apr '15	108.3	111.4	-
Mar '15	108.3	112.6	-
Feb '15	108.3	109.9	-
Jan '15	-	109.1	-

Residential Heating Fuel Prices — Carmacks

	Furnace Oil	Arctic Stove Oil	Propane (500-gallon tank cost)
18-Jan-17	106.9	110.0	116.2
4-Jan-17	102.7	105.8	113.1
21-Dec-16	102.7	105.8	106.5
7-Dec-16	102.7	105.8	104.4
23-Nov-16	102.7	105.8	99.1
9-Nov-16	106.9	110.0	101.7
26-Oct-16	106.9	110.0	101.7
12-Oct-16	102.7	105.8	96.3
28-Sep-16	98.5	101.6	96.3
14-Sep-16	98.5	101.6	n/a
31-Aug-16	95.3	98.5	93.1
17-Aug-16	90.1	93.2	93.1
3-Aug-16	90.1	93.2	93.1
20-Jul-16	90.1	93.2	93.1
6-Jul-16	90.1	93.2	93.7
22-Jun-16	90.1	93.2	93.7
8-Jun-16	90.1	93.2	93.7
25-May-16	90.1	93.2	92.1
11-May-16	90.1	93.2	90.5
27-Apr-16	90.1	93.2	90.5
13-Apr-16	90.1	93.2	90.5
30-Mar-16	90.1	93.2	90.5
16-Mar-16	90.1	93.2	84.2
2-Mar-16	85.9	89.0	90.3
17-Feb-16	83.8	86.9	71.3
3-Feb-16	89.0	92.2	71.3
20-Jan-16	89.0	92.2	71.3
6-Jan-16	99.5	102.7	71.3
Dec '15	101.6	104.8	71.3
Nov '15	103.7	106.9	74.3
Oct '15	103.7	106.9	82.4
Sep '15	103.7	106.9	81.0
Aug '15	109.0	112.1	79.3
Jul '15	109.0	112.1	79.3
Jun '15	109.0	112.1	82.5
May '15	109.0	112.1	85.6
Apr '15	109.0	112.1	84.9
Mar '15	109.0	112.1	84.5
Feb '15	109.0	112.1	84.5
Jan '15	113.7	116.9	87.7
Dec '14	124.2	127.4	91.4
Nov '14	126.8	130.0	92.9
Oct '14	128.9	132.1	89.1
Sep '14	136.3	139.4	85.1
Aug '14	136.3	139.4	84.5
Jul '14	136.3	139.4	85.3
Jun '14	136.3	139.4	88.5
May '14	136.3	139.4	90.3
Apr '14	136.3	139.4	89.9
Mar '14	136.3	139.4	102.9
Feb '14	135.3	138.4	114.5
Jan '14	133.1	136.3	91.5

Residential Heating Fuel Prices — Dawson City

	Furnace Oil	Arctic Stove Oil	Propane (500-gallon tank cost)
18-Jan-17	111.6	115.5	116.2
4-Jan-17	109.5	111.3	113.1
21-Dec-16	109.1	111.3	106.5
7-Dec-16	109.1	111.3	104.4
23-Nov-16	106.9	111.3	99.1
9-Nov-16	107.8	115.5	101.7
26-Oct-16	110.7	115.5	101.7
12-Oct-16	110.6	111.3	96.3
28-Sep-16	102.9	107.1	96.3
14-Sep-16	102.9	107.1	n/a
31-Aug-16	103.3	104.0	93.1
17-Aug-16	98.0	98.7	93.1
3-Aug-16	101.3	98.7	93.1
20-Jul-16	100.3	98.7	93.1
6-Jul-16	101.6	98.7	93.7
22-Jun-16	98.3	98.7	93.7
8-Jun-16	97.1	98.7	93.7
25-May-16	97.8	98.7	92.1
11-May-16	94.9	96.4	90.5
27-Apr-16	95.5	97.1	90.5
13-Apr-16	95.6	95.4	90.5
30-Mar-16	95.6	100.5	90.5
16-Mar-16	95.6	95.3	84.2
2-Mar-16	91.4	92.7	90.3
17-Feb-16	89.3	92.6	71.3
3-Feb-16	94.5	95.9	71.3
20-Jan-16	94.5	98.5	71.3
6-Jan-16	105.0	106.2	71.3
Dec '15	107.1	108.3	71.3
Nov '15	109.2	111.8	74.3
Oct '15	109.2	112.8	82.4
Sep '15	109.2	110.8	81.0
Aug '15	114.5	113.5	79.3
Jul '15	114.5	114.3	79.3
Jun '15	114.5	115.2	82.5
May '15	114.5	114.5	85.6
Apr '15	114.5	117.3	84.9
Mar '15	114.5	117.9	84.5
Feb '15	114.5	114.4	84.5
Jan '15	119.2	123.1	87.7
Dec '14	129.7	134.4	91.4
Nov '14	132.3	135.5	92.9
Oct '14	134.4	137.6	89.1
Sep '14	141.8	144.9	85.1
Aug '14	141.8	144.9	84.5
Jul '14	141.8	144.9	85.3
Jun '14	141.8	144.9	88.5
May '14	141.8	144.9	90.3
Apr '14	141.8	144.9	89.9
Mar '14	141.8	144.9	102.9
Feb '14	140.8	143.9	114.5
Jan '14	138.6	141.8	91.5

Residential Heating Fuel Prices — Destruction Bay

	Furnace Oil	Arctic Stove Oil	Propane (500 gallon tank cost)
18-Jan-17	106.2	109.3	-
4-Jan-17	102.0	105.1	-
21-Dec-16	102.0	105.1	-
7-Dec-16	102.0	105.1	-
23-Nov-16	102.0	105.1	-
9-Nov-16	106.2	109.3	-
26-Oct-16	106.2	109.3	-
12-Oct-16	102.0	105.1	-
28-Sep-16	97.8	100.9	-
14-Sep-16	97.8	100.9	-
31-Aug-16	94.6	97.8	-
17-Aug-16	89.4	92.5	-
3-Aug-16	89.4	92.5	-
20-Jul-16	89.4	92.5	-
6-Jul-16	89.4	92.5	-
22-Jun-16	94.0	92.5	-
8-Jun-16	94.1	92.5	-
25-May-16	94.7	92.5	-
11-May-16	91.9	93.5	-
27-Apr-16	92.5	94.0	-
13-Apr-16	89.4	92.4	-
30-Mar-16	89.4	97.7	-
16-Mar-16	89.4	92.4	-
2-Mar-16	85.2	89.7	-
17-Feb-16	83.1	89.6	-
3-Feb-16	88.3	95.4	-
20-Jan-16	88.3	95.4	-
6-Jan-16	98.8	102.0	-
Dec '15	100.9	104.1	-
Nov '15	103.0	106.2	-
Oct '15	103.0	106.2	-
Sep '15	103.0	106.2	-
Aug '15	108.3	111.4	-
Jul '15	108.3	111.4	-
Jun '15	108.3	111.4	-
May '15	108.3	111.4	-
Apr '15	108.3	111.4	-
Mar '15	108.3	111.4	-
Feb '15	108.3	111.4	-

Residential Heating Fuel Prices — Faro

	Furnace Oil	Arctic Stove Oil	Propane (500-gallon tank cost)
18-Jan-17	107.1	110.3	116.2
4-Jan-17	102.9	106.1	113.1
21-Dec-16	102.9	106.1	106.5
7-Dec-16	102.9	106.1	104.4
23-Nov-16	102.9	106.1	99.1
9-Nov-16	107.1	110.3	101.7
26-Oct-16	107.1	110.3	101.7
12-Oct-16	102.9	106.1	96.3
28-Sep-16	98.7	101.9	96.3
14-Sep-16	98.7	101.9	n/a
31-Aug-16	95.6	98.7	93.1
17-Aug-16	90.3	93.5	93.1
3-Aug-16	90.3	93.5	93.1
20-Jul-16	90.3	93.5	93.1
6-Jul-16	90.3	93.5	93.7
22-Jun-16	90.3	93.5	93.7
8-Jun-16	90.3	93.5	93.7
25-May-16	90.3	93.5	92.1
11-May-16	90.3	93.5	90.5
27-Apr-16	90.3	93.5	90.5
13-Apr-16	90.3	93.5	90.5
30-Mar-16	90.3	93.5	90.5
16-Mar-16	90.3	93.5	84.2
2-Mar-16	86.1	89.3	90.3
17-Feb-16	84.0	87.2	71.3
3-Feb-16	89.3	92.4	71.3
20-Jan-16	89.3	92.4	71.3
6-Jan-16	99.8	102.9	71.3
Dec '15	101.9	105.0	71.3
Nov '15	104.0	107.1	74.3
Oct '15	104.0	107.1	82.4
Sep '15	104.0	107.1	81.0
Aug '15	109.2	112.4	79.3
Jul '15	109.2	112.4	79.3
Jun '15	109.2	112.4	82.5
May '15	109.2	112.4	85.6
Apr '15	109.2	112.4	84.9
Mar '15	109.2	112.4	84.5
Feb '15	109.2	112.4	84.5
Jan '15	114.0	117.1	87.7
Dec '14	124.5	127.6	91.4
Nov '14	127.1	130.2	92.9
Oct '14	129.2	132.3	89.1
Sep '14	136.5	139.7	85.1
Aug '14	136.5	139.7	84.5
Jul '14	136.5	139.7	85.3
Jun '14	136.5	139.7	88.5
May '14	136.5	139.7	90.3
Apr '14	136.5	139.7	89.9
Mar '14	136.5	139.7	102.9
Feb '14	135.5	138.7	114.5
Jan '14	133.4	136.5	91.5

Residential Heating Fuel Prices — Haines Junction

	Furnace Oil	Arctic Stove Oil	Propane (500-gallon tank cost)
18-Jan-17	106.3	103.5	116.2
4-Jan-17	104.2	101.4	113.1
21-Dec-16	103.8	100.9	106.5
7-Dec-16	103.8	100.3	104.4
23-Nov-16	101.6	97.7	99.1
9-Nov-16	102.5	100.6	101.7
26-Oct-16	105.4	103.5	101.7
12-Oct-16	105.3	100.6	96.3
28-Sep-16	97.6	101.4	96.3
14-Sep-16	97.6	102.4	n/a
31-Aug-16	98.0	100.3	93.1
17-Aug-16	92.7	96.9	93.1
3-Aug-16	95.9	96.9	93.1
20-Jul-16	95.0	98.8	93.1
6-Jul-16	96.3	98.5	93.7
22-Jun-16	93.0	98.2	93.7
8-Jun-16	91.8	94.3	93.7
25-May-16	92.4	93.8	92.1
11-May-16	89.6	92.8	90.5
27-Apr-16	90.1	91.8	90.5
13-Apr-16	87.3	90.9	90.5
30-Mar-16	87.3	94.4	90.5
16-Mar-16	87.3	90.0	84.2
2-Mar-16	83.1	87.8	90.3
17-Feb-16	81.0	86.3	71.3
3-Feb-16	86.2	86.6	71.3
20-Jan-16	86.2	90.8	71.3
6-Jan-16	96.7	97.9	71.3
Dec '15	98.8	101.1	71.3
Nov '15	100.9	105.5	74.3
Oct '15	100.9	106.1	82.4
Sep '15	100.9	103.9	81.0
Aug '15	106.2	107.1	79.3
Jul '15	106.2	108.4	79.3
Jun '15	106.2	107.9	82.5
May '15	106.2	107.1	85.6
Apr '15	106.2	104.7	84.9
Mar '15	106.2	109.1	84.5
Feb '15	106.2	107.0	84.5
Jan '15	110.9	104.7	87.7
Dec '14	121.4	116.4	91.4
Nov '14	124.0	126.5	92.9
Oct '14	126.1	128.3	89.1
Sep '14	133.5	131.6	85.1
Aug '14	133.5	133.7	84.5
Jul '14	133.5	132.9	85.3
Jun '14	133.5	133.7	88.5
May '14	133.5	134.5	90.3
Apr '14	133.5	133.8	89.9
Mar '14	133.5	133.9	102.9
Feb '14	132.5	132.6	114.5
Jan '14	130.3	130.0	91.5

Residential Heating Fuel Prices — Marsh Lake

	Furnace Oil	Arctic Stove Oil	Propane (500 gallon tank cost)
18-Jan-17	106.7	109.8	-
4-Jan-17	102.5	105.6	-
21-Dec-16	102.5	105.6	-
7-Dec-16	102.5	105.6	-
23-Nov-16	102.5	105.6	-
9-Nov-16	106.7	109.8	-
26-Oct-16	106.7	109.8	-
12-Oct-16	102.5	105.6	-
28-Sep-16	98.3	101.4	-
14-Sep-16	98.3	101.4	-
31-Aug-16	95.1	98.3	-
17-Aug-16	89.9	93.0	-
3-Aug-16	89.9	93.0	-
20-Jul-16	89.9	93.0	-
6-Jul-16	89.9	93.0	-
22-Jun-16	89.9	93.0	-
8-Jun-16	89.9	93.0	-
25-May-16	89.9	93.0	-
11-May-16	89.9	93.0	-
27-Apr-16	89.9	93.0	-
13-Apr-16	89.9	93.0	-
30-Mar-16	89.9	93.0	-
16-Mar-16	89.9	93.0	-
2-Mar-16	85.7	88.8	-
17-Feb-16	83.1	86.2	-
3-Feb-16	88.3	91.5	-
20-Jan-16	88.3	91.5	-
6-Jan-16	98.8	102.0	-
Dec '15	100.9	104.1	-
Nov '15	103.0	106.2	-
Oct '15	103.0	106.2	-
Sep '15	103.0	106.2	-
Aug '15	108.3	111.4	-
Jul '15	108.3	111.4	-
Jun '15	108.3	111.4	-
May '15	108.3	111.4	-
Apr '15	108.3	111.4	-
Mar '15	108.3	111.4	-
Feb '15	108.3	111.4	-

Residential Heating Fuel Prices — Mayo

	Furnace Oil	Arctic Stove Oil	Propane (500-gallon tank cost)
18-Jan-17	112.0	115.8	116.2
4-Jan-17	111.9	116.1	113.1
21-Dec-16	110.9	114.5	106.5
7-Dec-16	110.9	114.5	104.4
23-Nov-16	109.0	115.5	99.1
9-Nov-16	111.7	119.0	101.7
26-Oct-16	113.3	119.0	101.7
12-Oct-16	112.1	114.8	96.3
28-Sep-16	105.6	110.6	96.3
14-Sep-16	105.6	110.6	n/a
31-Aug-16	103.4	105.3	93.1
17-Aug-16	99.8	102.7	93.1
3-Aug-16	102.0	102.7	93.1
20-Jul-16	103.0	105.3	93.1
6-Jul-16	102.2	102.7	93.7
22-Jun-16	100.1	102.7	93.7
8-Jun-16	99.2	102.7	93.7
25-May-16	99.7	102.7	92.1
11-May-16	97.8	99.9	90.5
27-Apr-16	98.2	100.3	90.5
13-Apr-16	99.5	99.2	90.5
30-Mar-16	99.5	102.6	90.5
16-Mar-16	100.1	99.4	84.2
2-Mar-16	98.0	97.7	90.3
17-Feb-16	96.9	97.6	71.3
3-Feb-16	99.5	99.9	71.3
20-Jan-16	104.8	105.1	71.3
6-Jan-16	111.1	110.9	71.3
Dec '15	112.2	112.3	71.3
Nov '15	115.3	115.6	74.3
Oct '15	114.2	116.8	82.4
Sep '15	114.9	115.5	81.0
Aug '15	119.0	117.2	79.3
Jul '15	119.0	117.7	79.3
Jun '15	119.0	118.3	82.5
May '15	118.9	117.4	85.6
Apr '15	119.0	120.5	84.9
Mar '15	118.9	120.0	84.5
Feb '15	119.0	117.8	84.5
Jan '15	117.6	116.7	87.7
Dec '14	129.7	134.8	89.1
Nov '14	140.3	140.3	92.9
Oct '14	142.4	142.4	89.1
Sep '14	149.7	149.7	85.1
Aug '14	149.7	149.7	84.5
Jul '14	149.7	149.7	85.3
Jun '14	149.7	149.7	88.5
May '14	149.7	149.7	90.3
Apr '14	149.7	149.7	89.9
Mar '14	149.7	149.7	102.9
Feb '14	148.7	148.7	114.5
Jan '14	146.6	146.6	91.5

Residential Heating Fuel Prices — Pelly Crossing

	Furnace Oil	Arctic Stove Oil	Propane (500 gallon tank cost)
18-Jan-17	108.9	111.9	-
4-Jan-17	106.8	107.7	-
21-Dec-16	106.4	107.7	-
7-Dec-16	106.4	107.7	-
23-Nov-16	104.2	107.7	-
9-Nov-16	105.2	111.9	-
26-Oct-16	108.0	111.9	-
12-Oct-16	107.9	107.7	-
28-Sep-16	100.2	103.5	-
14-Sep-16	100.2	103.5	-
31-Aug-16	100.6	100.4	-
17-Aug-16	95.3	95.1	-
3-Aug-16	98.6	95.1	-
20-Jul-16	97.7	95.1	-
6-Jul-16	98.9	95.1	-
22-Jun-16	95.7	95.1	-
8-Jun-16	94.4	95.1	-
25-May-16	95.1	95.1	-
11-May-16	92.2	93.8	-
27-Apr-16	92.8	94.4	-
13-Apr-16	92.0	92.8	-
30-Mar-16	92.0	97.8	-
16-Mar-16	92.0	92.7	-
2-Mar-16	87.8	90.0	-
17-Feb-16	85.7	89.9	-
3-Feb-16	90.9	93.2	-
20-Jan-16	90.9	95.8	-
6-Jan-16	101.4	103.5	-
Dec '15	103.5	105.6	-
Nov '15	105.6	109.2	-
Oct '15	105.6	109.7	-
Sep '15	105.6	107.8	-
Aug '15	110.9	110.9	-
Jul '15	110.9	111.7	-
Jun '15	110.9	112.5	-
May '15	110.9	112.3	-
Apr '15	110.9	114.0	-
Mar '15	110.9	114.7	-
Feb '15	110.9	112.0	-
Jan '15	-	110.6	-

Residential Heating Fuel Prices — Ross River

	Furnace Oil	Arctic Stove Oil	Propane (500-gallon tank cost)
18-Jan-17	108.2	111.3	116.2
4-Jan-17	104.0	107.1	113.1
21-Dec-16	104.0	107.1	106.5
7-Dec-16	104.0	107.1	104.4
23-Nov-16	104.0	107.1	99.1
9-Nov-16	108.2	111.3	101.7
26-Oct-16	108.2	111.3	101.7
12-Oct-16	104.0	107.1	96.3
28-Sep-16	99.8	102.9	96.3
14-Sep-16	99.8	102.9	n/a
31-Aug-16	96.6	99.8	93.1
17-Aug-16	91.4	94.5	93.1
3-Aug-16	91.4	94.5	93.1
20-Jul-16	91.4	94.5	93.1
6-Jul-16	91.4	94.5	93.7
22-Jun-16	91.4	94.5	93.7
8-Jun-16	91.4	94.5	93.7
25-May-16	91.4	94.5	92.1
11-May-16	91.4	94.5	90.5
27-Apr-16	91.4	94.5	90.5
13-Apr-16	91.4	94.5	90.5
30-Mar-16	91.4	94.5	90.5
16-Mar-16	91.4	94.5	84.2
2-Mar-16	87.2	90.3	90.3
17-Feb-16	85.1	88.2	71.3
3-Feb-16	90.3	93.5	71.3
20-Jan-16	90.3	93.5	71.3
6-Jan-16	100.8	104.0	71.3
Dec '15	102.9	106.1	71.3
Nov '15	105.0	108.2	74.3
Oct '15	105.0	108.2	82.4
Sep '15	105.0	108.2	81.0
Aug '15	110.9	114.0	79.3
Jul '15	110.9	114.0	79.3
Jun '15	110.9	114.0	82.5
May '15	110.3	113.4	85.6
Apr '15	110.3	113.4	84.9
Mar '15	110.3	113.4	84.5
Feb '15	110.3	113.4	84.5
Jan '15	115.0	118.2	87.7
Dec '14	125.5	128.7	91.4
Nov '14	128.1	131.3	92.9
Oct '14	130.2	133.4	89.1
Sep '14	137.6	140.7	85.1
Aug '14	137.6	140.7	84.5
Jul '14	137.6	140.7	85.3
Jun '14	137.6	140.7	88.5
May '14	137.6	140.7	90.3
Apr '14	137.6	140.7	89.9
Mar '14	137.6	140.7	102.9
Feb '14	136.6	139.7	114.5
Jan '14	134.4	137.6	91.5

Residential Heating Fuel Prices — Stewart Crossing

	Furnace Oil	Arctic Stove Oil	Propane (500-gallon tank cost)
18-Jan-17	108.8	111.9	-
4-Jan-17	104.6	107.7	-
21-Dec-16	104.6	107.7	-
7-Dec-16	104.6	107.7	-
23-Nov-16	104.6	107.7	-
9-Nov-16	108.8	111.9	-
26-Oct-16	108.8	111.9	-
12-Oct-16	104.6	107.7	-
28-Sep-16	100.4	103.5	-
14-Sep-16	100.4	103.5	-
31-Aug-16	97.2	100.4	-
17-Aug-16	92.0	95.1	-
3-Aug-16	92.0	95.1	-
20-Jul-16	92.0	95.1	-
6-Jul-16	92.0	95.1	-
22-Jun-16	92.0	95.1	-
8-Jun-16	92.0	95.1	-
25-May-16	92.0	95.1	-
11-May-16	92.0	95.1	-
27-Apr-16	92.0	95.1	-
13-Apr-16	92.0	95.1	-
30-Mar-16	92.0	95.1	-
16-Mar-16	92.0	95.1	-
2-Mar-16	87.8	90.9	-
17-Feb-16	85.7	88.8	-
3-Feb-16	90.9	94.1	-
20-Jan-16	90.9	94.1	-
6-Jan-16	101.4	104.6	-
Dec '15	103.5	106.7	-
Nov '15	105.6	108.8	-
Oct '15	105.6	108.8	-
Sep '15	105.6	108.8	-
Aug '15	110.9	114.0	-
Jul '15	110.9	114.0	-
Jun '15	110.9	114.0	-
May '15	110.9	114.0	-
Apr '15	110.9	114.0	-
Mar '15	110.9	114.0	-
Feb '15	110.9	114.0	-

Residential Heating Fuel Prices — Tagish & Teslin

	Tagish		
	Furnace Oil	Arctic Stove Oil	Propane (500-gallon tank cost)
18-Jan-17	109.4	115.0	-
4-Jan-17	107.3	112.9	-
21-Dec-16	106.9	112.9	-
7-Dec-16	106.9	112.9	-
23-Nov-16	104.7	105.1	-
9-Nov-16	105.7	115.0	-
26-Oct-16	108.5	115.0	-
12-Oct-16	108.5	112.9	-
28-Sep-16	100.7	103.0	-
14-Sep-16	100.7	103.0	-
31-Aug-16	99.1	101.4	-
17-Aug-16	93.7	98.8	-
3-Aug-16	97.0	98.8	-
20-Jul-16	96.0	98.8	-
6-Jul-16	97.3	98.8	-
22-Jun-16	94.0	98.8	-
8-Jun-16	92.8	98.8	-
25-May-16	93.5	98.8	-
11-May-16	90.6	96.5	-
27-Apr-16	91.2	96.8	-
13-Apr-16	89.4	95.8	-
30-Mar-16	89.4	99.1	-
16-Mar-16	89.4	95.7	-
2-Mar-16	85.2	93.9	-
17-Feb-16	83.1	93.9	-
3-Feb-16	88.3	96.1	-
20-Jan-16	88.3	101.3	-
6-Jan-16	98.8	106.4	-
Dec '15	100.9	109.6	-
Nov '15	103.0	112.0	-
Oct '15	103.0	113.2	-
Sep '15	103.0	112.9	-
Aug '15	108.3	114.2	-
Jul '15	108.3	114.7	-
Jun '15	108.3	115.3	-
May '15	108.3	117.2	-
Apr '15	108.3	115.5	-
Mar '15	108.3	119.3	-
Feb '15	108.3	113.6	-
Jan '15	-	124.4	-
Dec '14	-	136.5	-
Nov '14	-	142.8	-
Oct '14	-	147.0	-
Sep '14	-	149.1	-
Aug '14	-	149.1	-
Jul '14	-	149.1	-
Jun '14	-	149.1	-
May '14	-	149.1	-
Apr '14	-	149.1	-
Mar '14	-	147.6	-
Feb '14	-	146.0	-
Jan '14	-	143.9	-

	Teslin		
	Furnace Oil	Arctic Stove Oil	Propane (500-gallon tank cost)
18-Jan-17	107.7	110.0	116.2
4-Jan-17	105.6	105.8	113.1
21-Dec-16	105.2	105.8	106.5
7-Dec-16	105.2	105.8	104.4
23-Nov-16	103.0	105.8	99.1
9-Nov-16	104.0	110.0	101.7
26-Oct-16	106.7	110.0	101.7
12-Oct-16	106.7	105.8	96.3
28-Sep-16	99.0	101.6	96.3
14-Sep-16	99.0	101.6	n/a
31-Aug-16	99.4	98.5	93.1
17-Aug-16	94.1	93.2	93.1
3-Aug-16	97.3	93.2	93.1
20-Jul-16	96.4	93.2	93.1
6-Jul-16	97.7	93.2	93.7
22-Jun-16	94.4	93.2	93.7
8-Jun-16	93.2	93.2	93.7
25-May-16	93.8	93.2	92.1
11-May-16	91.0	92.6	90.5
27-Apr-16	91.6	93.1	90.5
13-Apr-16	90.1	91.5	90.5
30-Mar-16	90.1	96.5	90.5
16-Mar-16	90.1	91.4	84.2
2-Mar-16	85.9	88.8	90.3
17-Feb-16	83.8	88.7	71.3
3-Feb-16	89.0	92.0	71.3
20-Jan-16	89.0	94.6	71.3
6-Jan-16	99.5	102.3	71.3
Dec '15	101.6	104.4	71.3
Nov '15	103.7	107.9	74.3
Oct '15	103.7	108.1	82.4
Sep '15	103.7	106.4	81.0
Aug '15	109.0	109.6	79.3
Jul '15	109.0	110.4	79.3
Jun '15	109.0	111.3	82.5
May '15	109.0	111.4	85.6
Apr '15	109.0	112.0	84.9
Mar '15	109.0	112.9	84.5
Feb '15	109.0	110.3	84.5
Jan '15	113.8	115.4	87.7
Dec '14	124.3	127.5	91.4
Nov '14	126.9	130.1	92.9
Oct '14	129.0	132.2	89.1
Sep '14	136.4	139.5	85.1
Aug '14	136.4	139.5	84.5
Jul '14	136.4	139.5	85.3
Jun '14	136.4	139.5	88.5
May '14	136.4	139.4	90.3
Apr '14	136.4	139.4	89.9
Mar '14	136.4	139.4	102.9
Feb '14	135.4	138.4	114.5
Jan '14	133.2	136.3	91.5

Residential Heating Fuel Prices — Watson Lake

	Furnace Oil	Arctic Stove Oil	Propane (500-gallon tank cost)
18-Jan-17	109.9	109.2	116.2
4-Jan-17	107.8	105.0	113.1
21-Dec-16	107.5	105.0	106.5
7-Dec-16	107.5	105.0	104.4
23-Nov-16	105.3	105.0	99.1
9-Nov-16	106.2	109.2	101.7
26-Oct-16	109.0	109.2	101.7
12-Oct-16	109.0	105.0	96.3
28-Sep-16	101.3	100.8	96.3
14-Sep-16	101.3	100.8	n/a
31-Aug-16	101.7	97.7	93.1
17-Aug-16	96.3	92.4	93.1
3-Aug-16	99.6	92.4	93.1
20-Jul-16	98.7	92.4	93.1
6-Jul-16	100.0	92.4	93.7
22-Jun-16	96.7	92.4	93.7
8-Jun-16	95.4	92.4	93.7
25-May-16	96.1	92.4	92.1
11-May-16	93.2	94.8	90.5
27-Apr-16	93.9	95.4	90.5
13-Apr-16	89.3	93.8	90.5
30-Mar-16	89.3	98.9	90.5
16-Mar-16	89.3	93.7	84.2
2-Mar-16	85.1	91.1	90.3
17-Feb-16	83.0	90.9	71.3
3-Feb-16	88.2	94.3	71.3
20-Jan-16	87.1	94.7	71.3
6-Jan-16	98.9	104.2	71.3

	Furnace Oil	Arctic Stove Oil	Propane (500-gallon tank cost)
Dec '15	100.8	106.4	71.3
Nov '15	109.2	113.5	74.3
Oct '15	109.2	113.5	82.4
Sep '15	106.2	110.0	81.0
Aug '15	107.2	111.5	79.3
Jul '15	107.6	112.3	79.3
Jun '15	109.3	114.0	82.5
May '15	111.7	115.9	85.6
Apr '15	108.8	113.0	84.9
Mar '15	118.6	119.6	84.5
Feb '15	117.3	118.7	84.5
Jan '15	115.7	118.5	87.7

Dec '14	127.6	130.3	91.4
Nov '14	136.9	139.7	92.9
Oct '14	134.3	137.1	89.1
Sep '14	138.2	141.0	85.1
Aug '14	138.3	141.1	84.5
Jul '14	137.8	140.6	85.3
Jun '14	140.2	143.0	88.5
May '14	144.6	146.7	90.3
Apr '14	144.4	147.2	89.9
Mar '14	145.8	148.4	102.9
Feb '14	146.5	149.3	114.5
Jan '14	144.6	147.3	91.5

Information collected by Yukon Bureau of Statistics
for the Department of Energy, Mines and Resources.

Next release: February 17th, 2017