



Retail Motor Fuel Prices in Yukon

Average Prices as of July 20th, 2016

	Self-serve			% Change Jul 22, 2015 to Jul 20, 2016		
	regular	premium	diesel	regular	premium	diesel
Whitehorse	117.3	126.3	109.8	-2.2%	-1.3%	-10.2%
Beaver Creek	135.2	159.9	135.6	-10.0%	-4.8%	-18.6%
Burwash Landing	122.9	132.9	120.9	n/a	n/a	n/a
Carcross	127.9	-	127.9	-8.6%	-	-8.6%
Carmacks	127.9	138.9	127.9	-5.2%	-1.8%	2.0%
Dawson City	137.2	143.2	131.9	-1.8%	-2.4%	-10.8%
Destruction Bay	123.9	133.9	120.9	-10.8%	-10.1%	-0.8%
Eagle Plains	145.0	-	140.0	-3.3%	-	-12.5%
Faro	132.9	-	131.9	0.8%	-	6.5%
Haines Junction	122.7	130.4	114.7	-0.8%	-1.5%	-10.2%
Jake's Corner	117.8	129.8	114.8	2.5%	0.0%	-12.0%
Mayo	126.9	-	116.9	-1.6%	-	-8.6%
Pelly Crossing	137.0	-	128.0	2.3%	-	-5.8%
Ross River	125.1	-	104.6	-1.3%	-	-5.7%
Stewart Crossing	127.9	133.9	117.9	-1.5%	-1.5%	-12.6%
Teslin	121.9	131.9	112.9	-3.6%	-2.2%	-11.0%
Watson Lake	116.9	121.9	116.2	-5.4%	-3.2%	-1.9%

As of July 20th, 2016, average **regular self-serve** motor fuel prices ranged from 116.9¢ per litre in Watson Lake to 145.0¢ per litre in Eagle Plains; a difference of 28.1¢. In communities offering **premium self-serve** motor fuel, prices ranged from 121.9¢ in Watson Lake to 159.9¢ in Beaver Creek; a difference of 38.0¢. **Diesel self-serve** prices ranged from 104.6¢ in Ross River to 140.0¢ in Eagle Plains; a difference of 35.4¢ per litre.

Comparing July 20th, 2016 to July 22nd, 2015, **regular self-serve** motor fuel prices decreased in most Yukon communities (with the exception of Faro, Jake's Corner and Pelly Crossing) ranging from -0.8% in Haines Junction to -10.8% in Destruction Bay. **Diesel self-serve** prices decreased in all Yukon communities (with the exception of Carmacks and Faro) ranging from -1.9% in Watson Lake to -18.6% in Beaver Creek.

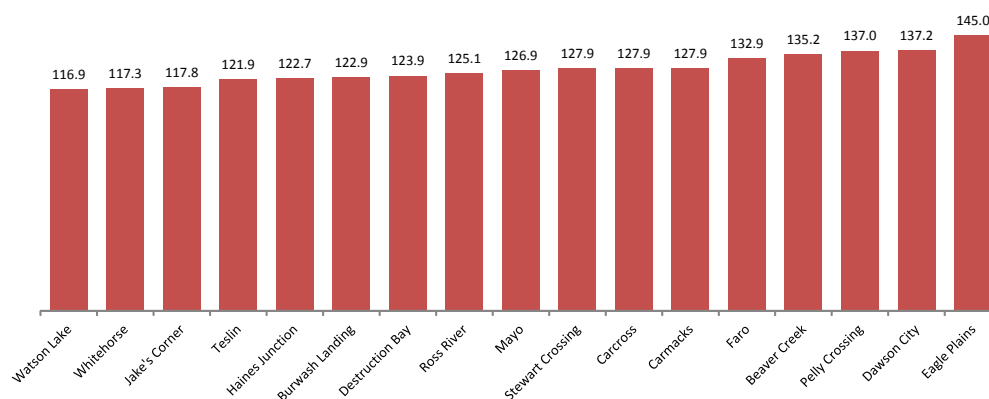
	Full-serve				% Change Jul 22, 2015 to Jul 20, 2016			
	regular	premium	diesel	propane	regular	premium	diesel	propane
Whitehorse	117.9	126.9	110.6	90.4	-3.7%	-5.1%	-10.7%	-4.4%
Dawson City	-	-	-	135.0	-	-	-	0.0%
Destruction Bay	-	-	-	126.9	-	-	-	-2.4%
Eagle Plains	-	-	-	140.0	-	-	-	0.0%
Haines Junction	-	-	-	100.0	-	-	-	0.0%
Jake's Corner	-	-	-	115.0	-	-	-	4.5%
Mayo	128.9	-	123.9	-	-5.2%	-	-13.3%	-
Teslin	-	-	-	102.5	-	-	-	-10.9%
Watson Lake	-	-	-	105.9	-	-	-	-19.1%

In communities offering **full-serve propane** fuel services, prices ranged from 90.4¢ per litre in Whitehorse to 140.0¢ per litre in Eagle Plains; a difference of 49.6¢. Year-over-year, prices of full-serve propane: decreased in four Yukon communities (Whitehorse, Destruction Bay, Teslin and Watson Lake); remained the same in Dawson City, Eagle Plains, and Haines Junction; and increased in Jake's Corner.

Notes:

All prices are Canadian cents per litre, including all applicable taxes.
 "-" Indicates this service was not available in this community at this time.
 "n/a" indicates this information was not available for the reporting period.

Average Self-Serve Regular Fuel Prices
July 20th, 2016, Cents per Litre

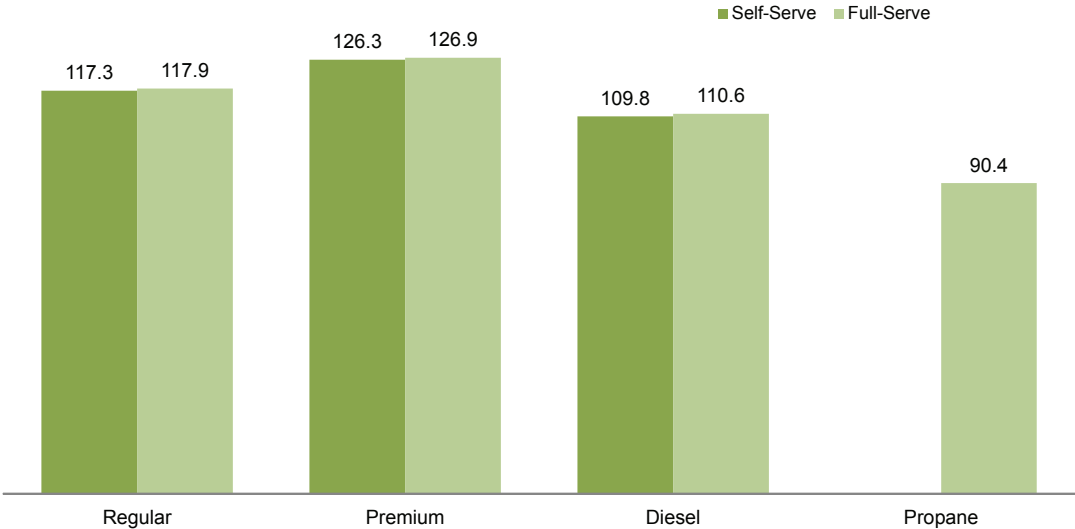


Retail Motor Fuel Prices — Whitehorse

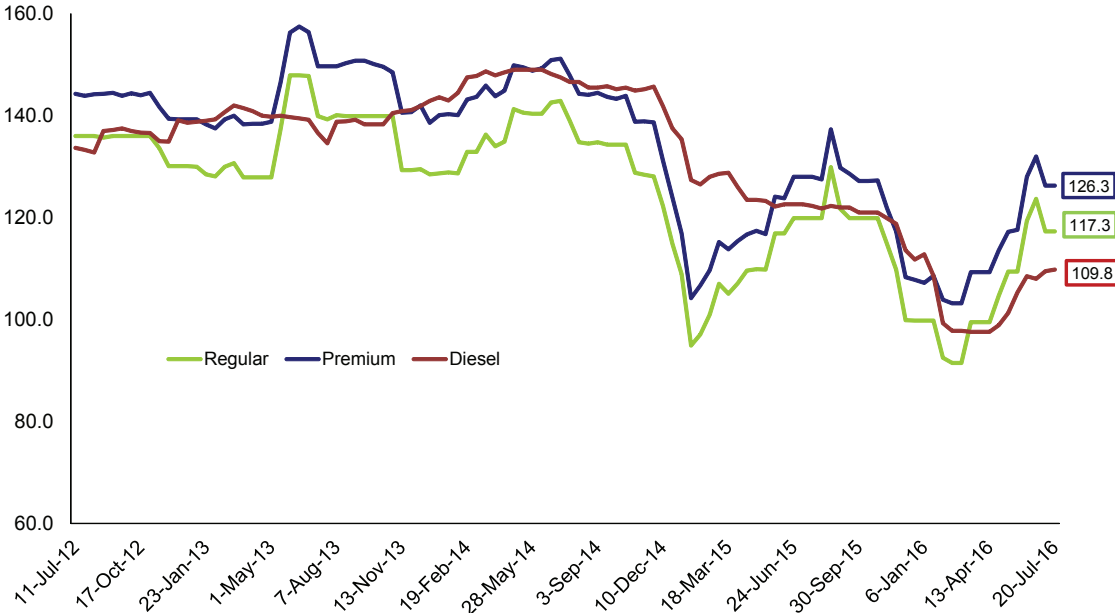
	Self-serve			Full-serve			
	regular	premium	diesel	regular	premium	diesel	propane
20-Jul-16	117.3	126.3	109.8	117.9	126.9	110.6	90.4
6-Jul-16	117.3	126.3	109.5	117.9	125.9	110.2	90.4
22-Jun-16	123.7	132.0	108.0	125.2	136.6	108.9	90.4
8-Jun-16	119.4	128.0	108.5	119.9	128.9	108.9	88.9
25-May-16	109.4	117.6	105.3	109.9	118.6	108.2	88.9
11-May-16	109.4	117.2	101.3	109.9	118.6	105.2	88.9
27-Apr-16	104.7	113.6	98.9	103.7	115.4	107.9	89.1
13-Apr-16	99.5	109.3	97.6	99.9	114.2	105.4	89.1
30-Mar-16	99.5	109.3	97.6	99.9	114.2	105.4	89.1
16-Mar-16	99.5	109.3	97.6	99.9	113.2	105.4	87.9
2-Mar-16	91.5	103.2	97.8	92.7	112.2	105.9	88.1
17-Feb-16	91.5	103.2	97.8	92.7	110.7	105.9	88.5
3-Feb-16	92.5	103.9	99.3	94.7	111.4	105.4	94.6
20-Jan-16	99.8	108.6	108.6	99.9	120.4	115.2	94.3
6-Jan-16	99.8	107.2	112.8	101.2	118.7	117.7	94.3
22-Dec-15	99.8	107.8	111.8	101.2	119.7	117.7	95.3
9-Dec-15	99.9	108.3	113.6	102.4	121.9	121.9	94.6
25-Nov-15	109.8	117.3	118.8	112.4	126.9	122.4	93.6
12-Nov-15	114.9	121.9	119.9	117.4	128.9	123.4	94.3
28-Oct-15	119.9	127.3	121.0	119.9	131.7	123.9	94.6
14-Oct-15	119.9	127.2	121.0	119.9	131.7	123.9	93.0
30-Sep-15	119.9	127.2	121.0	122.4	133.9	123.9	94.0
16-Sep-15	119.9	128.6	122.0	122.2	134.2	123.9	94.0
2-Sep-15	121.7	129.8	122.0	123.9	135.9	123.9	93.6
19-Aug-15	129.9	137.3	122.3	129.7	139.2	123.9	94.6
5-Aug-15	119.9	127.5	121.8	122.4	132.7	123.9	94.6
22-Jul-15	119.9	128.0	122.3	122.4	133.7	123.9	94.6
8-Jul-15	119.9	128.0	122.6	122.2	132.7	124.4	93.3
Jun '15	118.4	125.9	122.6	117.7	129.2	131.2	97.3
May '15	113.4	120.5	122.8	114.2	127.4	132.0	96.3
Apr '15	108.9	116.5	124.3	110.3	124.9	132.6	97.4
Mar '15	106.1	114.5	128.7	108.8	124.2	133.2	97.9
Feb '15	99.1	108.2	127.3	101.8	118.6	130.4	96.8
Jan '15	101.9	110.6	131.4	103.3	121.4	134.2	98.1
Dec '14	118.6	127.6	139.7	119.6	132.0	141.5	98.5
Nov '14	128.3	138.8	145.5	129.3	143.4	146.9	103.0
Oct '14	132.5	142.0	145.2	134.9	145.9	148.6	105.0
Sep '14	134.6	144.1	145.7	137.2	147.7	148.9	103.7
Aug '14	134.7	144.2	146.1	137.2	147.7	148.9	103.8
Jul '14	141.0	149.6	147.1	142.8	150.5	149.3	105.1
Jun '14	141.5	150.1	148.6	143.1	151.6	151.8	116.6
May '14	140.5	149.2	149.0	142.2	150.8	152.2	119.2
Apr '14	136.7	146.2	148.5	137.9	149.2	151.9	119.3
Mar '14	134.6	144.8	148.3	135.1	148.3	153.6	121.6
Feb '14	130.8	141.7	146.0	131.2	147.3	147.1	120.0
Jan '14	128.8	140.2	143.3	129.4	146.7	143.2	111.8
Dec '13	129.0	140.3	142.4	129.7	145.2	140.7	109.4
Nov '13	129.3	140.7	141.0	131.7	147.0	140.7	106.5
Oct '13	139.9	149.4	139.0	139.9	151.1	139.6	104.9
Sep '13	139.9	150.8	138.8	139.9	151.9	139.4	104.3
Aug '13	140.0	150.0	138.9	139.9	151.9	139.3	102.3
Jul '13	139.6	149.7	135.6	140.7	152.6	140.3	101.4

Retail Motor Fuel Prices — Whitehorse

Average Fuel Prices, as of July 20th, 2016
(cents per litre)



Average Self-Serve Bi-weekly Fuel Prices,
July 2012 - July 2016
(cents per litre)



Retail Motor Fuel Prices - Beaver Creek & Burwash Landing

	Beaver Creek Self-serve			Burwash Landing Self-serve			Full-serve	
	regular	premium	diesel	regular	premium	diesel	regular	diesel
20-Jul-16	135.2	159.9	135.6	122.9	132.9	120.9	-	-
6-Jul-16	140.6	159.9	124.9	122.9	132.9	120.9	-	-
22-Jun-16	143.6	159.9	128.2	119.9	129.9	119.9	-	-
8-Jun-16	118.0	142.9	123.6	n/a	n/a	n/a	-	-
25-May-16	118.0	142.9	123.6	105.9	115.9	109.9	-	-
11-May-16	124.9	142.9	150.6	n/a	n/a	n/a	-	-
27-Apr-16	125.2	142.9	151.9	n/a	n/a	n/a	-	-
13-Apr-16	129.9	142.9	131.9	99.9	109.9	109.9	-	-
30-Mar-16	129.9	142.9	131.9	99.9	109.9	109.9	-	-
16-Mar-16	129.9	142.9	131.9	n/a	n/a	n/a	-	-
2-Mar-16	123.9	140.9	129.9	99.9	109.9	109.0	-	-
17-Feb-16	123.9	140.9	129.9	n/a	n/a	n/a	-	-
3-Feb-16	139.9	142.9	144.9	99.9	109.9	105.9	-	-
20-Jan-16	n/a	n/a	n/a	n/a	n/a	n/a	-	-
6-Jan-16	139.9	152.9	149.9	n/a	n/a	n/a	-	-
22-Dec-15	139.9	152.9	149.9	119.9	129.9	120.9	-	-
9-Dec-15	154.9	167.9	159.9	n/a	n/a	n/a	-	-
25-Nov-15	154.9	167.9	159.9	n/a	n/a	n/a	-	-
12-Nov-15	154.9	167.9	159.9	129.9	139.9	129.9	-	-
28-Oct-15	154.9	167.9	159.9	129.9	139.9	120.9	-	-
14-Oct-15	150.2	167.9	166.6	n/a	n/a	n/a	-	-
30-Sep-15	147.2	167.9	166.6	129.9	139.9	120.9	-	-
16-Sep-15	150.2	167.9	166.6	129.9	139.9	120.9	-	-
2-Sep-15	150.2	167.9	166.6	132.9	142.9	120.9	-	-
19-Aug-15	150.2	167.9	166.6	132.9	142.9	120.9	-	-
5-Aug-15	150.2	167.9	166.6	-	-	-	-	-
22-Jul-15	150.2	167.9	166.6	-	-	-	-	-
8-Jul-15	147.9	167.9	166.6	-	-	-	-	-
Jun '15	141.1	160.4	164.9	-	-	-	-	-
May '15	137.9	152.9	163.6	-	-	-	-	-
Apr '15	141.2	152.9	164.6	-	-	-	-	-
Mar '15	142.9	165.9	169.9	-	-	-	-	-
Feb '15	142.9	165.9	169.9	-	-	-	-	-
Jan '15	147.9	165.9	169.9	-	-	-	-	-
Dec '14	160.4	173.9	173.4	-	-	-	-	-
Nov '14	167.9	181.9	176.9	-	-	-	-	-
Oct '14	165.9	181.9	179.0	-	-	-	-	-
Sep '14	165.9	181.9	180.6	-	-	-	-	-
Aug '14	166.3	181.9	180.6	-	-	-	-	-
Jul '14	166.6	181.9	178.6	-	-	-	-	-
Jun '14	165.9	179.9	180.6	-	-	-	-	-
May '14	169.3	184.9	186.4	-	-	-	-	-
Apr '14	169.9	182.9	189.9	-	-	-	-	-
Mar '14	169.9	182.9	189.9	-	-	-	-	-
Feb '14	169.9	182.9	184.9	-	-	-	-	-
Jan '14	169.9	182.9	179.9	-	-	-	-	-
Dec '13	169.9	182.9	179.9	-	-	-	-	-
Nov '13	169.9	182.9	177.4	-	-	-	-	-
Oct '13	173.2	186.9	167.4	-	-	-	149.9	149.9
Sep '13	174.4	188.9	166.6	-	-	-	149.9	149.9
Aug '13	173.4	188.9	165.1	-	-	-	149.9	149.9
Jul '13	174.2	188.9	164.2	-	-	-	164.9	149.9

Retail Motor Fuel Prices — Carcross & Carmacks

	Carcross Self-serve				Carmacks Self-serve		
	regular	premium	diesel		regular	premium	diesel
20-Jul-16	127.9	-	127.9	20-Jul-16	127.9	138.9	127.9
6-Jul-16	127.9	-	127.9	6-Jul-16	127.9	138.9	127.9
22-Jun-16	134.9	-	129.9	22-Jun-16	136.4	137.9	134.9
8-Jun-16	124.9	-	124.9	8-Jun-16	129.9	129.9	129.4
25-May-16	119.9	-	124.9	25-May-16	114.9	117.4	114.9
11-May-16	119.9	-	124.9	11-May-16	114.9	117.4	114.4
27-Apr-16	115.9	-	124.9	27-Apr-16	109.9	109.9	109.9
13-Apr-16	112.9	-	124.9	13-Apr-16	109.9	109.9	109.9
30-Mar-16	112.9	-	115.9	30-Mar-16	109.9	109.9	109.9
16-Mar-16	109.9	-	119.9	16-Mar-16	109.9	109.9	109.9
2-Mar-16	109.9	-	119.9	2-Mar-16	99.9	99.9	99.9
17-Feb-16	109.9	-	115.9	17-Feb-16	95.9	105.9	99.9
3-Feb-16	109.9	-	115.9	3-Feb-16	95.9	105.9	99.9
20-Jan-16	114.9	-	125.9	20-Jan-16	109.9	119.9	114.9
6-Jan-16	121.9	-	129.9	6-Jan-16	104.9	114.9	114.9
22-Dec-15	121.9	-	129.9	22-Dec-15	104.9	114.9	114.9
9-Dec-15	121.9	-	129.9	9-Dec-15	114.9	124.9	124.9
25-Nov-15	129.9	-	134.9	25-Nov-15	124.9	134.9	124.9
12-Nov-15	134.9	-	134.9	12-Nov-15	124.9	134.9	124.9
28-Oct-15	139.9	-	139.9	28-Oct-15	134.9	144.9	129.9
14-Oct-15	139.9	-	139.9	14-Oct-15	134.9	144.9	124.4
30-Sep-15	139.9	-	139.9	30-Sep-15	124.9	132.9	128.9
16-Sep-15	139.9	-	139.9	16-Sep-15	129.9	136.4	124.4
2-Sep-15	139.9	-	139.9	2-Sep-15	134.9	141.4	124.4
19-Aug-15	139.9	-	139.9	19-Aug-15	129.9	136.4	122.4
5-Aug-15	139.9	-	139.9	5-Aug-15	129.9	136.4	125.4
22-Jul-15	139.9	-	139.9	22-Jul-15	134.9	141.4	125.4
8-Jul-15	139.9	-	139.9	8-Jul-15	135.9	139.9	131.9
Jun '15	137.4	-	139.9	Jun '15	132.9	140.2	126.9
May '15	124.9	-	139.9	May '15	119.4	127.7	126.4
Apr '15	119.9	-	143.2	Apr '15	117.2	127.2	131.7
Mar '15	114.9	-	142.4	Mar '15	116.9	126.9	139.9
Feb '15	109.9	-	139.9	Feb '15	106.4	116.4	134.9
Jan '15	117.4	-	144.9	Jan '15	109.9	119.9	141.4
Dec '14	132.4	-	152.4	Dec '14	126.4	136.4	150.4
Nov '14	139.9	-	154.9	Nov '14	139.9	149.9	149.9
Oct '14	146.6	-	154.9	Oct '14	142.9	157.2	158.9
Sep '14	149.9	-	157.4	Sep '14	146.9	161.9	167.9
Aug '14	151.9	-	157.4	Aug '14	150.4	161.9	167.9
Jul '14	153.9	-	159.9	Jul '14	153.9	161.9	167.9
Jun '14	153.9	-	159.9	Jun '14	153.9	161.9	167.9
May '14	153.9	-	159.9	May '14	153.9	160.9	167.9
Apr '14	151.2	-	159.9	Apr '14	149.9	159.9	167.9
Mar '14	149.9	-	157.4	Mar '14	143.9	153.9	174.9
Feb '14	147.4	-	157.4	Feb '14	139.9	149.9	170.4
Jan '14	144.9	-	154.9	Jan '14	139.9	149.9	163.9
Dec '13	149.9	-	154.9	Dec '13	139.9	149.9	158.9
Nov '13	149.9	-	154.9	Nov '13	144.9	154.9	159.9
Oct '13	149.9	-	151.6	Oct '13	148.2	159.9	153.2
Sep '13	152.4	-	149.9	Sep '13	149.9	159.9	147.4
Aug '13	154.9	-	149.9	Aug '13	148.7	160.2	147.4
Jul '13	154.9	-	149.9	Jul '13	149.9	159.9	147.4

Retail Motor Fuel Prices — Dawson City & Destruction Bay

	Dawson City Self-serve			Full-serve		Destruction Bay Self-serve			Full-serve
	regular	premium	diesel	propane		regular	premium	diesel	propane
20-Jul-16	137.2	143.2	131.9	135.0	20-Jul-16	123.9	133.9	120.9	126.9
6-Jul-16	135.2	142.8	131.9	135.0	6-Jul-16	126.9	136.9	124.9	n/a
22-Jun-16	132.7	137.7	127.9	135.0	22-Jun-16	132.9	142.9	124.9	130.0
8-Jun-16	129.4	137.7	127.9	135.0	8-Jun-16	137.9	147.9	122.9	126.9
25-May-16	129.4	137.7	127.9	135.0	25-May-16	131.9	142.9	121.9	130.0
11-May-16	118.0	125.0	127.9	135.0	11-May-16	108.9	118.9	111.9	130.0
27-Apr-16	118.0	125.0	127.9	135.0	27-Apr-16	118.9	128.9	113.9	130.0
13-Apr-16	118.0	125.0	127.9	135.0	13-Apr-16	118.9	128.9	113.9	130.0
30-Mar-16	116.0	123.0	127.9	135.0	30-Mar-16	118.9	128.9	113.9	130.0
16-Mar-16	116.0	123.0	135.9	135.0	16-Mar-16	119.9	129.9	112.9	126.9
2-Mar-16	119.5	126.5	143.8	135.0	2-Mar-16	111.9	121.9	109.9	126.9
17-Feb-16	119.5	126.5	143.8	135.0	17-Feb-16	104.9	114.9	107.9	126.9
3-Feb-16	119.5	126.5	143.8	135.0	3-Feb-16	118.9	128.9	111.9	126.9
20-Jan-16	119.5	126.5	143.8	n/a	20-Jan-16	118.9	128.9	111.9	126.9
6-Jan-16	122.7	130.7	139.9	135.0	6-Jan-16	121.9	131.9	119.9	126.9
22-Dec-15	122.7	130.7	139.9	135.0	22-Dec-15	121.9	131.9	119.9	126.9
9-Dec-15	132.2	139.2	147.9	135.0	9-Dec-15	121.9	131.9	124.9	126.9
25-Nov-15	137.9	144.4	147.9	135.0	25-Nov-15	131.9	141.9	124.9	126.9
12-Nov-15	139.7	146.7	149.3	135.0	12-Nov-15	131.9	141.9	131.9	130.0
28-Oct-15	139.7	146.7	149.3	n/a	28-Oct-15	140.9	150.9	131.9	126.9
14-Oct-15	139.7	146.7	149.3	n/a	14-Oct-15	140.9	150.9	131.9	126.9
30-Sep-15	132.2	140.7	136.3	n/a	30-Sep-15	138.9	148.9	122.9	126.9
16-Sep-15	144.7	151.2	149.8	135.0	16-Sep-15	129.9	139.9	122.9	130.0
2-Sep-15	149.7	156.2	149.8	135.0	2-Sep-15	134.9	144.9	122.9	130.0
19-Aug-15	144.7	151.2	147.8	135.0	19-Aug-15	149.9	159.9	122.9	130.0
5-Aug-15	139.7	147.8	146.7	135.0	5-Aug-15	137.9	147.9	121.9	130.0
22-Jul-15	139.7	146.7	147.8	135.0	22-Jul-15	138.9	148.9	121.9	130.0
8-Jul-15	137.7	145.7	147.8	135.0	8-Jul-15	137.9	147.9	123.9	130.0
Jun '15	136.2	143.0	147.8	135.0	June '15	136.9	146.9	125.9	130.0
May '15	127.5	134.0	155.1	135.0	May '15	131.9	141.9	128.9	126.9
Apr '15	126.2	132.7	157.4	130.0	Apr '15	128.6	138.6	129.9	126.8
Mar '15	123.7	130.2	157.4	135.0	Mar '15	123.9	133.9	138.9	126.8
Feb '15	125.3	132.1	157.7	135.0	Feb '15	123.4	133.4	139.4	126.9
Jan '15	134.1	141.3	161.2	135.0	Jan '15	121.9	131.9	135.4	129.9
Dec '14	145.2	153.5	168.2	135.0	Dec '14	128.9	138.9	155.9	132.9
Nov '14	148.3	157.4	166.9	135.0	Nov '14	139.9	154.9	164.4	132.9
Oct '14	157.7	166.7	168.9	135.0	Oct '14	148.9	159.6	152.2	125.6
Sep '14	159.2	166.7	168.9	135.0	Sep '14	153.9	163.9	153.9	124.9
Aug '14	159.2	166.7	168.9	135.0	Aug '14	152.9	162.9	152.9	124.9
Jul '14	159.8	167.3	169.2	135.0	Jul '14	154.9	164.9	156.9	129.9
Jun '14	155.0	163.0	167.2	135.0	Jun '14	158.9	168.9	159.4	129.9
May '14	154.2	161.7	165.9	135.0	May '14	157.4	167.4	169.9	140.0
Apr '14	152.2	159.7	167.4	135.0	Apr '14	154.9	164.9	172.9	134.6
Mar '14	150.7	157.7	166.9	130.0	Mar '14	153.9	163.9	173.4	143.9
Feb '14	149.6	156.6	167.6	135.0	Feb '14	145.9	155.9	172.9	124.9
Jan '14	148.5	155.3	167.7	n/a	Jan '14	140.9	150.9	167.9	105.9
Dec '13	154.0	162.3	163.4	120.0	Dec '13	141.9	151.9	163.4	105.9
Nov '13	157.1	165.6	163.1	120.0	Nov '13	143.4	153.4	158.9	105.9
Oct '13	160.1	168.9	161.9	120.0	Oct '13	142.9	152.9	153.6	105.9
Sep '13	162.9	168.4	162.4	120.0	Sep '13	147.9	157.9	148.9	105.9
Aug '13	162.9	168.4	162.4	120.0	Aug '13	146.9	156.9	142.4	108.0
Jul '13	164.8	170.3	162.7	120.0	Jul '13	149.9	159.9	140.9	110.0

Retail Motor Fuel Prices — Eagle Plains & Faro

	Eagle Plains			
	Self-Serve			Full-serve
	regular	premium	diesel	propane
20-Jul-16	145.0	-	140.0	140.0
6-Jul-16	145.0	-	145.0	140.0
22-Jun-16	145.0	-	145.0	140.0
8-Jun-16	145.0	-	145.0	140.0
25-May-16	145.0	-	145.0	140.0
11-May-16	145.0	-	145.0	140.0
27-Apr-16	145.0	-	140.0	140.0
13-Apr-16	145.0	-	140.0	140.0
30-Mar-16	145.0	-	140.0	140.0
16-Mar-16	145.0	-	145.0	140.0
2-Mar-16	150.0	-	150.0	140.0
17-Feb-16	150.0	-	150.0	140.0
3-Feb-16	150.0	-	150.0	140.0
20-Jan-16	150.0	-	150.0	140.0
6-Jan-16	150.0	-	160.0	140.0
22-Dec-15	150.0	-	155.0	140.0
9-Dec-15	150.0	-	160.0	140.0
25-Nov-15	150.0	-	160.0	140.0
12-Nov-15	150.0	-	160.0	140.0
28-Oct-15	150.0	-	155.0	140.0
14-Oct-15	150.0	-	155.0	140.0
30-Sep-15	150.0	-	155.0	140.0
16-Sep-15	150.0	-	155.0	140.0
2-Sep-15	150.0	-	155.0	140.0
19-Aug-15	150.0	-	155.0	140.0
5-Aug-15	150.0	-	155.0	140.0
22-Jul-15	150.0	-	160.0	140.0
8-Jul-15	150.0	-	155.0	140.0
Jun '15	152.5	-	155.0	140.0
May '15	150.0	-	160.0	140.0
Apr '15	150.0	-	158.3	143.3
Mar '15	150.0	-	160.0	145.0
Feb '15	163.5	-	162.0	140.0
Jan '15	173.0	-	155.0	140.0
Dec '14	173.0	-	165.0	140.0
Nov '14	173.0	-	170.0	140.0
Oct '14	173.0	-	175.0	140.0
Sep '14	173.0	-	170.0	140.0
Aug '14	173.0	-	175.0	140.5
Jul '14	173.0	-	172.5	140.9
Jun '14	173.0	-	175.0	140.9
May '14	173.0	-	175.0	140.9
Apr '14	173.9	-	170.0	140.9
Mar '14	173.9	-	175.0	140.9
Feb '14	173.9	-	175.0	140.5
Jan '14	173.5	-	172.5	140.0
Dec '13	173.0	-	172.5	140.0
Nov '13	173.0	-	175.0	140.0
Oct '13	173.0	-	171.7	140.0
Sep '13	173.0	-	172.5	140.0
Aug '13	173.0	-	170.0	140.0
Jul '13	173.0	-	175.0	-

	Faro		
	Self-Serve		
	regular	premium	diesel
20-Jul-16	132.9	-	131.9
6-Jul-16	134.0	-	127.0
22-Jun-16	139.9	-	138.9
8-Jun-16	129.9	-	128.9
25-May-16	109.9	-	108.9
11-May-16	109.9	-	108.9
27-Apr-16	109.9	-	108.9
13-Apr-16	109.9	-	108.9
30-Mar-16	99.9	-	100.9
16-Mar-16	99.9	-	100.9
2-Mar-16	100.9	-	101.9
17-Feb-16	95.9	-	99.9
3-Feb-16	109.9	-	114.9
20-Jan-16	109.9	-	114.9
6-Jan-16	104.9	-	114.9
22-Dec-15	104.9	-	114.9
9-Dec-15	124.9	-	125.9
25-Nov-15	124.9	-	125.9
12-Nov-15	134.9	-	129.9
28-Oct-15	139.9	-	119.9
14-Oct-15	124.9	-	119.9
30-Sep-15	129.9	-	119.9
16-Sep-15	139.9	-	119.9
2-Sep-15	141.9	-	117.9
19-Aug-15	131.9	-	117.9
5-Aug-15	131.9	-	123.9
22-Jul-15	131.9	-	123.9
8-Jul-15	131.9	-	125.9
Jun '15	131.5	-	125.9
May '15	117.9	-	125.9
Apr '15	118.6	-	132.9
Mar '15	118.9	-	141.9
Feb '15	108.4	-	136.9
Jan '15	118.9	-	149.9
Dec '14	131.9	-	150.9
Nov '14	141.9	-	151.9
Oct '14	148.9	-	160.9
Sep '14	148.9	-	169.9
Aug '14	155.9	-	169.9
Jul '14	155.9	-	169.9
Jun '14	155.9	-	169.9
May '14	155.9	-	169.9
Apr '14	148.6	-	173.6
Mar '14	145.9	-	176.9
Feb '14	141.9	-	168.4
Jan '14	146.9	-	165.9
Dec '13	141.9	-	161.9
Nov '13	152.9	-	161.9
Oct '13	150.2	-	150.2
Sep '13	151.0	-	148.0
Aug '13	151.0	-	148.0
Jul '13	157.0	-	148.0

Retail Motor Fuel Prices — Haines Junction

	Self-serve			Full-serve
	regular	premium	diesel	propane
20-Jul-16	122.7	130.4	114.7	100.0
6-Jul-16	122.7	130.4	112.2	100.0
22-Jun-16	129.9	136.9	114.4	100.0
8-Jun-16	118.9	130.4	113.6	100.0
25-May-16	112.2	120.4	110.6	100.0
11-May-16	109.9	117.9	109.2	100.0
27-Apr-16	105.2	112.9	108.2	100.0
13-Apr-16	102.7	110.4	108.2	100.0
30-Mar-16	100.9	109.4	108.7	n/a
16-Mar-16	99.9	105.4	110.9	n/a
2-Mar-16	96.4	101.4	107.7	100.0
17-Feb-16	97.2	102.4	106.9	100.0
3-Feb-16	99.9	106.4	111.2	100.0
20-Jan-16	105.2	110.4	116.4	100.0
6-Jan-16	105.2	110.4	117.4	100.0
22-Dec-15	105.7	110.4	117.4	100.0
9-Dec-15	109.4	110.4	120.4	100.0
25-Nov-15	117.7	121.4	126.2	100.0
12-Nov-15	121.4	125.9	126.2	100.0
28-Oct-15	123.9	128.4	125.7	100.0
14-Oct-15	123.9	128.4	127.2	100.0
30-Sep-15	122.2	128.4	126.4	100.0
16-Sep-15	122.9	129.4	128.6	n/a
2-Sep-15	127.7	137.9	127.7	100.0
19-Aug-15	128.7	142.9	127.9	100.0
5-Aug-15	124.2	132.4	127.7	100.0
22-Jul-15	123.7	132.4	127.7	100.0
8-Jul-15	124.2	132.4	129.6	n/a
Jun '15	121.3	127.4	127.5	109.9
May '15	116.9	124.7	129.0	109.9
Apr '15	110.9	118.6	128.9	114.6
Mar '15	107.5	115.9	131.3	114.9
Feb '15	104.1	110.4	130.8	114.9
Jan '15	109.2	115.7	134.2	119.5
Dec '14	123.5	130.9	138.7	114.5
Nov '14	133.7	139.4	144.4	124.0
Oct '14	137.5	143.4	147.1	124.0
Sep '14	139.7	145.4	147.9	124.0
Aug '14	140.7	146.2	149.4	124.0
Jul '14	144.3	150.7	150.3	124.0
Jun '14	145.3	150.7	150.2	124.0
May '14	145.1	151.4	153.1	124.0
Apr '14	141.2	147.2	153.6	124.0
Mar '14	138.8	145.2	154.9	105.0
Feb '14	133.1	139.4	150.6	105.0
Jan '14	131.9	136.9	148.9	105.0
Dec '13	136.2	n/a	149.7	105.0
Nov '13	137.6	141.2	143.5	105.0
Oct '13	141.1	148.9	141.9	105.0
Sep '13	141.9	148.9	141.9	105.0
Aug '13	143.0	148.9	141.9	105.0
Jul '13	146.2	148.9	144.2	105.0

Retail Motor Fuel Prices — Jake's Corner

	Self-serve			Full-serve
	regular	premium	diesel	propane
20-Jul-16	117.8	129.8	114.8	115.0
6-Jul-16	119.8	129.8	114.8	115.0
22-Jun-16	129.8	139.8	107.8	115.0
8-Jun-16	119.9	129.9	107.9	100.0
25-May-16	109.8	119.8	99.8	110.0
11-May-16	109.8	119.8	99.8	110.0
27-Apr-16	104.8	114.8	99.8	n/a
13-Apr-16	99.8	112.8	104.8	110.0
30-Mar-16	99.8	112.8	104.8	110.0
16-Mar-16	91.8	104.8	104.8	110.0
2-Mar-16	91.8	104.8	112.8	110.0
17-Feb-16	91.8	104.8	112.8	100.0
3-Feb-16	91.8	104.8	112.8	110.0
20-Jan-16	99.8	129.8	112.8	110.0
6-Jan-16	99.8	129.8	112.8	110.0
22-Dec-15	99.8	129.8	112.8	110.0
9-Dec-15	109.8	129.8	118.8	110.0
25-Nov-15	119.8	129.8	118.8	110.0
12-Nov-15	119.8	129.8	118.8	110.0
28-Oct-15	119.8	129.8	118.8	110.0
14-Oct-15	119.8	129.8	129.8	110.0
30-Sep-15	119.8	136.8	118.8	100.0
16-Sep-15	119.8	136.8	122.8	100.0
2-Sep-15	125.8	142.8	120.8	100.0
19-Aug-15	n/a	n/a	n/a	n/a
5-Aug-15	114.9	129.8	130.4	100.0
22-Jul-15	114.9	129.8	130.4	110.0
8-Jul-15	119.8	129.8	120.9	100.0
Jun '15	121.1	133.8	125.6	100.0
May '15	112.4	124.8	130.4	100.0
Apr '15	110.9	124.8	134.9	100.0
Mar '15	111.4	124.8	134.4	105.0
Feb '15	106.4	124.8	132.4	105.0
Jan '15	118.2	129.8	133.2	105.0
Dec '14	136.4	134.8	146.9	110.0
Nov '14	138.9	149.8	150.4	110.0
Oct '14	142.6	149.8	150.4	110.0
Sep '14	144.4	149.8	150.4	110.0
Aug '14	144.4	149.8	150.4	110.0
Jul '14	144.6	149.8	151.1	110.0
Jun '14	145.7	149.8	152.4	110.0
May '14	143.7	151.3	151.9	120.0
Apr '14	141.9	148.8	151.4	131.7
Mar '14	139.9	145.3	151.4	135.0
Feb '14	136.4	138.8	151.4	110.0
Jan '14	141.4	138.8	151.4	110.0
Dec '13	141.9	146.8	147.2	115.0
Nov '13	142.4	146.8	145.4	112.5
Oct '13	147.4	146.8	144.9	111.7
Sep '13	147.4	156.8	144.9	115.0
Aug '13	147.4	156.8	144.9	110.0
Jul '13	147.4	156.8	144.9	107.5

Effective January 2016, Jake's Corner prices are reported rather than Tagish area prices, due Tagish gas station closure.

Retail Motor Fuel Prices — Mayo

	Self-serve			Full-serve	
	regular	premium	diesel	regular	diesel
20-Jul-16	126.9	-	116.9	128.9	123.9
6-Jul-16	126.9	-	116.9	135.9	123.9
22-Jun-16	130.9	-	116.9	135.9	123.9
8-Jun-16	126.9	-	112.9	123.9	123.9
25-May-16	120.9	-	112.9	115.9	119.9
11-May-16	120.9	-	101.9	115.9	119.9
27-Apr-16	129.0	-	103.9	109.9	119.9
13-Apr-16	107.9	-	103.9	109.9	119.9
30-Mar-16	99.9	-	97.9	113.9	115.9
16-Mar-16	102.9	-	109.9	109.9	119.9
2-Mar-16	102.9	-	109.9	109.9	119.9
17-Feb-16	102.9	-	109.9	109.9	119.9
3-Feb-16	102.9	-	109.9	109.9	119.9
20-Jan-16	108.9	-	121.9	109.9	119.9
6-Jan-16	110.9	-	128.9	115.9	130.9
22-Dec-15	110.9	-	128.9	115.9	142.9
9-Dec-15	111.9	-	129.9	115.9	130.9
25-Nov-15	119.9	-	130.9	135.9	142.9
12-Nov-15	125.9	-	131.9	135.9	135.9
28-Oct-15	128.9	-	127.9	135.9	135.9
14-Oct-15	128.9	-	128.9	135.9	142.9
30-Sep-15	128.9	-	128.9	135.9	142.9
16-Sep-15	128.9	-	128.9	n/a	n/a
2-Sep-15	134.9	-	127.9	135.9	142.9
19-Aug-15	137.9	-	125.9	135.9	142.9
5-Aug-15	128.9	-	127.9	135.9	142.9
22-Jul-15	128.9	-	127.9	135.9	142.9
8-Jul-15	128.9	-	127.9	135.9	142.9
Jun '15	126.9	-	127.9	131.4	142.9
May '15	121.4	-	127.9	126.9	142.9
Apr '15	115.6	-	135.2	117.9	142.9
Mar '15	110.9	-	139.9	117.9	142.9
Feb '15	107.9	-	139.9	117.9	142.9
Jan '15	114.4	-	141.9	122.9	147.9
Dec '14	129.4	-	147.4	139.4	160.9
Nov '14	135.9	-	148.9	145.9	160.9
Oct '14	n/a	-	n/a	154.9	160.9
Sep '14	n/a	-	n/a	154.9	160.9
Aug '14	n/a	-	n/a	n/a	n/a
Jul '14	n/a	-	n/a	154.9	160.9
Jun '14	n/a	-	n/a	154.9	160.9
May '14	n/a	-	n/a	154.9	160.9
Apr '14	n/a	-	n/a	151.6	160.9
Mar '14	161.0	-	154.9	149.9	164.9
Feb '14	161.0	-	154.9	159.9	160.9
Jan '14	161.0	-	154.9	159.9	160.9
Dec '13	161.0	-	154.9	159.9	160.9
Nov '13	161.0	-	154.9	159.9	160.9
Oct '13	169.9	-	155.9	159.9	152.9
Sep '13	169.9	-	155.9	159.9	148.9
Aug '13	169.9	-	155.9	159.9	148.9
Jul '13	162.9	-	150.9	169.9	159.9

Retail Motor Fuel Prices — Pelly Crossing & Ross River

	Pelly Crossing Self-serve	
	regular	diesel
20-Jul-16	137.0	128.0
6-Jul-16	137.0	128.0
22-Jun-16	137.0	128.0
8-Jun-16	137.0	128.0
25-May-16	120.0	118.0
11-May-16	115.9	111.9
27-Apr-16	104.9	111.9
13-Apr-16	104.9	111.9
30-Mar-16	104.9	111.9
16-Mar-16	104.9	111.9
2-Mar-16	104.9	111.9
17-Feb-16	104.9	111.9
3-Feb-16	n/a	n/a
20-Jan-16	122.9	121.9
6-Jan-16	122.9	121.9
22-Dec-15	124.9	131.9
9-Dec-15	124.9	131.9
25-Nov-15	124.9	131.9
12-Nov-15	134.9	131.9
28-Oct-15	n/a	n/a
14-Oct-15	142.9	135.9
30-Sep-15	142.9	135.9
16-Sep-15	136.9	135.9
2-Sep-15	136.9	135.9
19-Aug-15	136.9	135.9
5-Aug-15	133.9	135.9
22-Jul-15	133.9	135.9
8-Jul-15	133.9	135.9
Jun '15	130.9	135.9
May '15	127.9	135.9
Apr '15	124.9	157.9
Mar '15	121.4	157.9
Feb '15	117.9	157.9
Jan '15	125.9	157.9
Dec '14	142.4	157.9
Nov '14	146.9	157.9
Oct '14	154.9	169.9
Sep '14	154.9	169.9
Aug '14	154.9	169.9
Jul '14	154.9	169.9
Jun '14	154.9	169.9
May '14	154.9	169.9
Apr '14	149.9	163.2
Mar '14	149.9	164.9
Feb '14	149.9	159.9
Jan '14	149.9	159.9
Dec '13	149.9	159.9
Nov '13	152.4	157.4
Oct '13	154.9	151.6
Sep '13	154.9	154.9
Aug '13	154.9	154.9
Jul '13	149.9	149.9

	Ross River Self-serve	
	regular	diesel
20-Jul-16	125.1	104.6
6-Jul-16	125.1	104.6
22-Jun-16	n/a	n/a
8-Jun-16	128.9	101.6
25-May-16	119.8	111.7
11-May-16	117.1	100.4
27-Apr-16	115.3	113.5
13-Apr-16	115.3	113.5
30-Mar-16	115.3	113.5
16-Mar-16	109.1	110.2
2-Mar-16	103.7	107.4
17-Feb-16	99.9	105.9
3-Feb-16	98.9	99.9
20-Jan-16	107.4	109.2
6-Jan-16	115.6	119.4
22-Dec-15	n/a	n/a
9-Dec-15	115.6	119.4
25-Nov-15	122.3	122.6
12-Nov-15	131.4	123.1
28-Oct-15	n/a	n/a
14-Oct-15	131.4	123.1
30-Sep-15	129.9	113.5
16-Sep-15	129.9	113.5
2-Sep-15	129.9	113.5
19-Aug-15	129.9	113.5
5-Aug-15	129.9	113.5
22-Jul-15	126.7	110.9
8-Jul-15	126.7	110.9
Jun '15	122.6	115.4
May '15	118.4	119.9
Apr '15	117.5	126.0
Mar '15	117.5	129.5
Feb '15	105.0	115.0
Jan '15	115.0	130.1
Dec '14	n/a	n/a
Nov '14	137.4	138.7
Oct '14	148.9	147.3
Sep '14	151.5	143.7
Aug '14	151.5	143.7
Jul '14	151.5	143.7
Jun '14	152.0	150.7
May '14	152.0	150.7
Apr '14	147.7	157.1
Mar '14	142.4	169.9
Feb '14	137.9	165.9
Jan '14	137.9	161.9
Dec '13	137.9	161.9
Nov '13	147.9	152.9
Oct '13	147.9	150.2
Sep '13	145.9	142.9
Aug '13	149.0	147.0
Jul '13	152.0	151.0

Retail Motor Fuel Prices — Stewart Crossing

	Self-Serve		
	regular	premium	diesel
20-Jul-16	127.9	133.9	117.9
6-Jul-16	127.9	133.9	117.9
22-Jun-16	132.9	138.9	117.9
8-Jun-16	n/a	n/a	n/a
25-May-16	119.9	125.9	117.9
11-May-16	119.9	125.9	109.9
27-Apr-16	114.9	120.9	109.9
13-Apr-16	109.9	115.9	109.9
30-Mar-16	n/a	n/a	n/a
16-Mar-16	109.9	115.9	109.9
2-Mar-16	101.9	107.9	109.9
17-Feb-16	101.9	107.9	109.9
3-Feb-16	n/a	n/a	n/a
20-Jan-16	109.9	115.9	125.9
6-Jan-16	109.9	115.9	125.9
22-Dec-15	109.9	115.9	125.9
9-Dec-15	109.9	115.9	125.9
25-Nov-15	124.9	130.9	131.9
12-Nov-15	124.9	130.9	131.9
28-Oct-15	129.9	135.9	131.9
14-Oct-15	n/a	n/a	n/a
30-Sep-15	129.9	135.9	134.9
16-Sep-15	129.9	135.9	134.9
2-Sep-15	136.9	142.9	134.9
19-Aug-15	139.9	145.9	134.9
5-Aug-15	129.9	135.9	134.9
22-Jul-15	129.9	135.9	134.9
8-Jul-15	129.9	135.9	134.9
Jun '15	128.4	134.4	134.9
May '15	123.4	129.4	134.9
Apr '15	126.3	132.3	144.7
Mar '15	120.5	126.5	148.0
Feb '15	118.0	124.0	148.0
Jan '15	120.0	126.0	151.0
Dec '14	137.0	143.0	157.0
Nov '14	146.0	152.0	165.0
Oct '14	151.3	160.0	165.0
Sep '14	153.0	163.0	165.0
Aug '14	153.0	163.0	165.0
Jul '14	159.5	163.5	163.0
Jun '14	160.0	164.0	160.9
May '14	158.0	164.0	160.9
Apr '14	153.3	160.3	160.9
Mar '14	153.0	157.0	160.9
Feb '14	148.5	154.5	158.4
Jan '14	146.0	152.0	155.9
Dec '13	146.0	152.0	155.9
Nov '13	146.0	164.0	153.9
Oct '13	158.0	164.0	152.5
Sep '13	158.0	164.0	153.5
Aug '13	158.0	164.0	153.9
Jul '13	162.0	168.0	153.9

Retail Motor Fuel Prices — Teslin

	Self-serve			Full-serve
	regular	premium	diesel	propane
20-Jul-16	121.9	131.9	112.9	102.5
6-Jul-16	124.4	131.9	113.4	100.0
22-Jun-16	133.9	143.9	115.4	109.0
8-Jun-16	123.9	133.9	112.9	105.0
25-May-16	113.9	123.9	112.9	105.0
11-May-16	113.9	123.9	112.9	105.0
27-Apr-16	106.4	118.9	105.9	110.0
13-Apr-16	103.9	113.9	105.9	110.0
30-Mar-16	101.9	109.9	105.9	109.5
16-Mar-16	101.9	109.9	105.9	110.0
2-Mar-16	99.9	109.9	105.9	109.5
17-Feb-16	99.9	109.9	105.9	109.5
3-Feb-16	99.9	109.9	105.9	115.0
20-Jan-16	104.9	114.9	113.9	115.0
6-Jan-16	109.9	119.9	119.9	120.0
22-Dec-15	109.9	119.9	119.9	120.0
9-Dec-15	109.9	119.9	123.9	120.0
25-Nov-15	118.9	124.9	126.4	120.0
12-Nov-15	123.9	133.9	126.9	115.0
28-Oct-15	123.9	133.9	130.4	115.0
14-Oct-15	123.9	133.9	126.9	115.0
30-Sep-15	123.9	133.9	126.9	115.0
16-Sep-15	123.9	133.9	126.9	115.0
2-Sep-15	133.9	143.9	126.9	115.0
19-Aug-15	131.9	143.9	126.9	115.0
5-Aug-15	124.4	134.9	128.9	115.0
22-Jul-15	126.4	134.9	126.9	115.0
8-Jul-15	126.9	134.9	126.9	115.0
Jun '15	125.7	134.9	126.9	115.0
May '15	117.2	127.4	129.7	115.0
Apr '15	113.9	123.9	131.4	113.3
Mar '15	113.9	123.9	132.9	112.5
Feb '15	106.4	116.4	132.9	115.0
Jan '15	106.7	116.9	136.4	115.0
Dec '14	123.7	132.9	146.4	115.0
Nov '14	130.9	141.9	150.9	115.0
Oct '14	136.6	145.4	149.6	110.0
Sep '14	139.4	148.9	149.9	110.0
Aug '14	139.4	148.9	149.9	107.5
Jul '14	145.7	155.4	149.9	108.8
Jun '14	145.9	155.9	150.4	110.0
May '14	146.9	156.9	151.2	121.5
Apr '14	143.6	153.9	152.9	121.5
Mar '14	139.4	152.9	154.7	121.5
Feb '14	135.9	152.9	157.9	121.5
Jan '14	132.9	152.9	148.9	110.0
Dec '13	138.9	152.9	149.7	108.5
Nov '13	138.4	152.9	142.9	107.0
Oct '13	141.2	152.9	143.4	107.0
Sep '13	143.2	152.9	146.4	107.0
Aug '13	143.9	152.9	140.2	111.3
Jul '13	144.7	154.9	141.4	112.5

Retail Motor Fuel Prices — Watson Lake

	Self-serve			Full-serve	
	regular	premium	diesel	diesel	propane
20-Jul-16	116.9	121.9	116.2	-	105.9
6-Jul-16	123.2	122.9	117.6	-	105.9
22-Jun-16	123.2	122.9	117.6	-	105.9
8-Jun-16	117.4	n/a	117.4	-	105.9
25-May-16	109.9	112.9	104.4	-	105.9
11-May-16	110.9	110.9	105.7	-	117.9
27-Apr-16	109.9	n/a	107.9	-	117.9
13-Apr-16	102.9	112.9	99.9	-	105.9
30-Mar-16	102.9	112.9	99.9	-	105.9
16-Mar-16	96.9	112.9	93.9	-	105.9
2-Mar-16	85.4	106.9	94.4	-	105.9
17-Feb-16	85.4	106.9	94.4	-	105.9
3-Feb-16	99.9	117.9	99.9	-	105.9
20-Jan-16	95.5	117.9	95.6	-	105.9
6-Jan-16	103.4	117.9	104.0	-	105.9
22-Dec-15	106.6	117.9	104.0	-	115.9
9-Dec-15	100.4	111.9	105.8	-	115.9
25-Nov-15	110.9	n/a	111.0	-	128.9
12-Nov-15	117.4	137.9	114.1	-	130.7
28-Oct-15	116.5	127.9	110.9	-	130.7
14-Oct-15	118.6	n/a	114.3	-	131.7
30-Sep-15	113.9	129.9	110.5	-	127.7
16-Sep-15	120.2	133.9	118.1	-	126.7
2-Sep-15	125.3	132.9	119.0	-	126.7
19-Aug-15	128.6	132.9	118.9	-	130.9
5-Aug-15	123.3	125.9	118.1	-	130.9
22-Jul-15	123.6	125.9	118.5	n/a	130.9
8-Jul-15	122.5	125.9	118.1	n/a	130.9
Jun '15	120.5	129.2	118.3	143.9	130.9
May '15	117.1	123.2	119.4	143.9	130.9
Apr '15	110.1	119.9	117.2	143.9	130.9
Mar '15	105.8	115.9	118.9	-	130.9
Feb '15	100.7	112.7	124.2	-	130.9
Jan '15	100.9	113.9	130.9	-	130.9
Dec '14	114.9	126.7	140.2	140.9	130.9
Nov '14	128.7	138.2	147.9	140.9	130.9
Oct '14	140.8	149.8	147.4	140.9	130.9
Sep '14	145.4	152.6	151.1	140.9	127.2
Aug '14	145.7	152.1	151.3	140.9	127.2
Jul '14	146.3	152.9	153.0	140.9	127.2
Jun '14	146.7	154.1	153.6	140.9	128.8
May '14	145.4	155.2	152.4	140.9	129.1
Apr '14	140.6	151.6	154.6	140.9	130.9
Mar '14	143.9	153.9	164.4	140.9	130.9
Feb '14	142.4	153.4	162.9	140.9	130.9
Jan '14	143.4	155.4	159.9	140.9	130.9
Dec '13	144.8	156.9	154.9	140.9	131.4
Nov '13	147.9	159.9	151.4	n/a	131.9
Oct '13	149.0	159.6	148.0	140.9	130.7
Sep '13	149.6	158.4	147.2	140.9	130.3
Aug '13	149.6	159.4	147.2	140.9	130.6
Jul '13	149.3	158.2	146.9	140.9	126.7

Residential Fuel Prices in Yukon

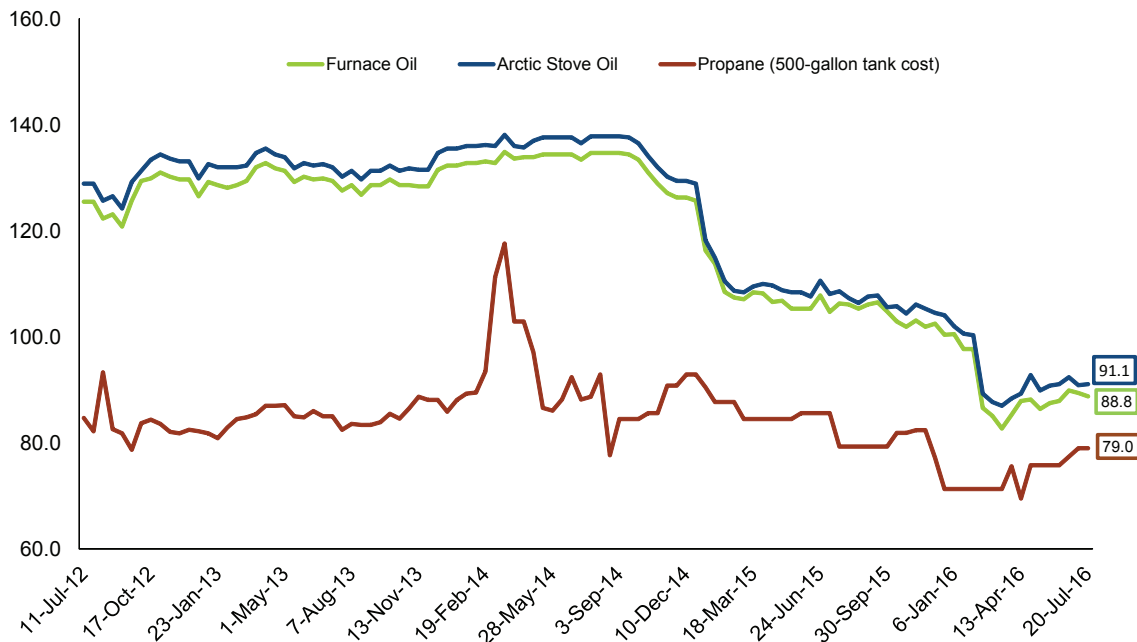
Average Prices as of June 22nd, 2016

	Residential Heating Fuels			% Change July 22, 2015 to July 20, 2016		
	Furnace Oil	Arctic Stove Oil	Propane (500-gallon tank cost)	Furnace Oil	Arctic Stove Oil	Propane (500-gallon tank cost)
Whitehorse	92.2	91.6	78.4	-12.4%	-13.9%	-1.1%
Beaver Creek	100.7	99.3	-	-12.5%	-13.2%	-
Burwash Landing	92.4	94.5	-	-20.3%	-16.0%	-
Carcross	96.0	92.5	-	-11.4%	-15.0%	-
Carmacks	90.1	93.2	93.1	-17.3%	-16.9%	17.4%
Dawson City	100.3	98.7	93.1	-12.4%	-13.4%	17.4%
Destruction Bay	89.4	92.5	-	-17.5%	-17.0%	-
Faro	90.3	93.5	93.1	-17.3%	-16.8%	17.4%
Haines Junction	95.0	98.8	93.1	-10.5%	-8.1%	17.4%
Marsh Lake	89.9	93.0	-	-17.0%	-16.5%	-
Mayo	103.0	105.3	93.1	-13.4%	-10.4%	17.4%
Pelly Crossing	97.7	95.1	-	-11.9%	-14.6%	-
Ross River	91.4	94.5	93.1	-17.6%	-17.1%	17.4%
Stewart Crossing	92.0	95.1	-	-17.0%	-16.6%	-
Tagish	96.0	98.8	-	-11.4%	-13.7%	-
Teslin	96.4	93.2	93.1	-11.6%	-15.3%	17.4%
Watson Lake	98.7	92.4	93.1	-8.0%	-17.4%	17.4%

Notes: All prices are Canadian cents per litre, including all applicable taxes.
 "-" indicates this service was not available in this community at this time.

Comparing July 20th, 2016 to July 22nd 2015, Furnace Oil and Arctic Stove Oil prices decreased in all Yukon communities. Prices for Propane heating fuel increased in all Yukon communities (for which data are available) with the exception of Whitehorse.

Average Residential Bi-weekly Heating Fuel Prices, Whitehorse
 July 2012 - July 2016
 (cents per litre)



Residential Heating Fuel Prices — Whitehorse

	Furnace Oil	Arctic Stove Oil	Propane (500-gallon tank cost)
20-Jul-16	92.2	91.6	78.4
6-Jul-16	93.3	92.2	79.0
22-Jun-16	88.8	91.1	79.0
8-Jun-16	89.4	90.9	79.0
25-May-16	89.9	92.4	77.4
11-May-16	87.9	91.1	75.8
27-Apr-16	87.5	90.8	75.8
13-Apr-16	86.4	89.9	75.8
30-Mar-16	88.2	92.8	75.8
16-Mar-16	87.9	89.3	69.5
2-Mar-16	85.3	88.4	75.6
17-Feb-16	82.7	87.0	71.3
3-Feb-16	85.1	87.7	71.3
20-Jan-16	86.6	89.3	71.3
6-Jan-16	97.7	100.3	71.3
22-Dec-15	97.7	100.6	71.3
9-Dec-15	100.5	102.0	71.3
25-Nov-15	100.4	104.1	71.3
12-Nov-15	102.5	104.5	77.2
28-Oct-15	101.9	105.3	82.4
14-Oct-15	103.1	106.1	82.4
30-Sep-15	101.9	104.4	81.9
16-Sep-15	102.9	105.8	81.9
2-Sep-15	104.8	105.6	79.3
19-Aug-15	106.5	107.8	79.3
6-Aug-15	106.1	107.6	79.3
22-Jul-15	105.3	106.4	79.3
8-Jul-15	106.1	107.3	79.3
Jun '15	105.5	108.4	82.5
May '15	106.6	109.1	85.6
Apr '15	105.8	108.5	84.9
Mar '15	107.4	109.9	84.5
Feb '15	107.8	109.0	84.5
Jan '15	108.0	109.6	87.7
Dec '14	115.1	116.6	89.1
Nov '14	126.0	129.2	92.9
Oct '14	127.4	130.5	89.1
Sep '14	132.2	135.3	85.1
Aug '14	134.6	137.7	84.5
Jul '14	134.7	137.8	85.3
Jun '14	134.1	137.2	88.5
May '14	134.4	137.6	90.3
Apr '14	134.2	137.4	89.9
Mar '14	133.8	135.9	102.9
Feb '14	133.9	137.1	114.5
Jan '14	133.0	136.1	91.5
Dec '13	132.6	135.8	88.7
Nov '13	131.9	135.1	87.0
Oct '13	128.5	131.6	87.8
Sep '13	129.2	131.8	85.1
Aug '13	128.6	131.3	83.7
Jul '13	127.7	130.5	83.5

Residential Heating Fuel Prices — Beaver Creek

	Furnace Oil	Arctic Stove Oil	Propane (500 gallon tank)
20-Jul-16	100.7	99.3	-
6-Jul-16	102.0	99.3	-
22-Jun-16	98.7	99.3	-
8-Jun-16	97.5	99.3	-
25-May-16	98.1	99.3	-
11-May-16	95.3	96.9	-
27-Apr-16	95.9	97.4	-
13-Apr-16	96.2	95.8	-
30-Mar-16	96.2	100.9	-
16-Mar-16	96.2	95.8	-
2-Mar-16	92.0	93.1	-
17-Feb-16	89.9	93.0	-
3-Feb-16	95.1	96.3	-
20-Jan-16	95.1	98.9	-
6-Jan-16	105.6	106.6	-
22-Dec-15	105.6	107.5	-
9-Dec-15	109.8	109.8	-
25-Nov-15	109.8	111.8	-
12-Nov-15	109.8	112.6	-
28-Oct-15	109.8	113.5	-
14-Oct-15	109.8	113.0	-
30-Sep-15	109.8	111.4	-
16-Sep-15	109.8	113.0	-
2-Sep-15	109.8	109.6	-
19-Aug-15	115.1	113.6	-
6-Aug-15	115.1	114.1	-
22-Jul-15	115.1	114.4	-
8-Jul-15	115.1	114.9	-
Jun '15	100.4	102.8	-
May '15	115.1	114.8	-
Apr '15	115.1	117.8	-
Mar '15	115.1	117.2	-
Feb '15	115.1	114.0	-
Jan '15	-	110.4	-

Residential Heating Fuel Prices — Burwash Landing

	Furnace Oil	Arctic Stove Oil	Propane (500 gallon tank)
20-Jul-16	92.4	94.5	-
6-Jul-16	92.4	95.6	-
22-Jun-16	94.5	95.6	-
8-Jun-16	94.8	95.6	-
25-May-16	96.9	95.6	-
11-May-16	93.4	95.0	-
27-Apr-16	92.7	94.3	-
13-Apr-16	92.4	93.4	-
30-Mar-16	92.4	99.1	-
16-Mar-16	92.4	93.9	-
2-Mar-16	88.2	93.9	-
17-Feb-16	86.1	89.8	-
3-Feb-16	91.4	96.5	-
20-Jan-16	91.4	97.0	-
6-Jan-16	101.9	105.0	-
22-Dec-15	101.9	106.8	-
9-Dec-15	106.1	107.9	-
25-Nov-15	106.1	109.9	-
12-Nov-15	107.6	110.7	-
28-Oct-15	107.6	110.9	-
14-Oct-15	106.1	109.2	-
30-Sep-15	107.6	109.5	-
16-Sep-15	107.6	109.2	-
2-Sep-15	113.4	107.7	-
19-Aug-15	116.0	111.7	-
6-Aug-15	116.0	112.2	-
22-Jul-15	116.0	112.5	-
8-Jul-15	116.0	113.0	-
Jun '15	116.0	113.7	-
May '15	111.3	113.8	-
Apr '15	116.0	114.7	-
Mar '15	118.4	115.3	-
Feb '15	116.0	112.1	-
Jan '15	120.8	110.4	-

Residential Heating Fuel Prices — Carcross

	Furnace Oil	Arctic Stove Oil	Propane (500 gallon tank)
20-Jul-16	96.0	92.5	-
6-Jul-16	97.3	92.5	-
22-Jun-16	94.0	92.5	-
8-Jun-16	92.8	92.5	-
25-May-16	93.5	92.5	-
11-May-16	90.6	92.2	-
27-Apr-16	91.2	92.8	-
13-Apr-16	89.4	91.1	-
30-Mar-16	89.4	96.2	-
16-Mar-16	89.4	91.0	-
2-Mar-16	85.2	88.4	-
17-Feb-16	83.1	88.3	-
3-Feb-16	88.3	91.6	-
20-Jan-16	88.3	94.2	-
6-Jan-16	98.8	101.9	-
22-Dec-15	98.8	102.8	-
9-Dec-15	103.0	105.1	-
25-Nov-15	103.0	107.2	-
12-Nov-15	103.0	107.9	-
28-Oct-15	103.0	108.9	-
14-Oct-15	103.0	106.2	-
30-Sep-15	103.0	106.7	-
16-Sep-15	103.0	106.2	-
2-Sep-15	103.0	103.9	-
19-Aug-15	108.3	107.9	-
6-Aug-15	108.3	108.5	-
22-Jul-15	108.3	108.8	-
8-Jul-15	108.3	109.3	-
Jun '15	108.3	109.9	-
May '15	108.3	111.0	-
Apr '15	108.3	111.4	-
Mar '15	108.3	112.6	-
Feb '15	108.3	109.9	-
Jan '15	-	109.1	-

Residential Heating Fuel Prices — Carmacks

	Furnace Oil	Arctic Stove Oil	Propane (500-gallon tank cost)
20-Jul-16	90.1	93.2	93.1
6-Jul-16	90.1	93.2	93.7
22-Jun-16	90.1	93.2	93.7
8-Jun-16	90.1	93.2	93.7
25-May-16	90.1	93.2	92.1
11-May-16	90.1	93.2	90.5
27-Apr-16	90.1	93.2	90.5
13-Apr-16	90.1	93.2	90.5
30-Mar-16	90.1	93.2	90.5
16-Mar-16	90.1	93.2	84.2
2-Mar-16	85.9	89.0	90.3
17-Feb-16	83.8	86.9	71.3
3-Feb-16	89.0	92.2	71.3
20-Jan-16	89.0	92.2	71.3
6-Jan-16	99.5	102.7	71.3
22-Dec-15	99.5	102.7	71.3
9-Dec-15	103.7	106.9	71.3
25-Nov-15	103.7	106.9	71.3
12-Nov-15	103.7	106.9	77.2
28-Oct-15	103.7	106.9	82.4
14-Oct-15	103.7	106.9	82.4
30-Sep-15	103.7	106.9	81.9
16-Sep-15	103.7	106.9	81.9
2-Sep-15	103.7	106.9	79.3
19-Aug-15	109.0	112.1	79.3
6-Aug-15	109.0	112.1	79.3
22-Jul-15	109.0	112.1	79.3
8-Jul-15	109.0	112.1	79.3
Jun '15	109.0	112.1	82.5
May '15	109.0	112.1	85.6
Apr '15	109.0	112.1	84.9
Mar '15	109.0	112.1	84.5
Feb '15	109.0	112.1	84.5
Jan '15	113.7	116.9	87.7
Dec '14	124.2	127.4	91.4
Nov '14	126.8	130.0	92.9
Oct '14	128.9	132.1	89.1
Sep '14	136.3	139.4	85.1
Aug '14	136.3	139.4	84.5
Jul '14	136.3	139.4	85.3
Jun '14	136.3	139.4	88.5
May '14	136.3	139.4	90.3
Apr '14	136.3	139.4	89.9
Mar '14	136.3	139.4	102.9
Feb '14	135.3	138.4	114.5
Jan '14	133.1	136.3	91.5
Dec '13	133.1	136.3	86.2
Nov '13	133.1	137.6	80.7
Oct '13	128.9	132.1	82.2
Sep '13	128.9	132.1	76.8
Aug '13	128.9	132.1	76.1
Jul '13	131.0	134.2	75.7

Residential Heating Fuel Prices — Dawson City

	Furnace Oil	Arctic Stove Oil	Propane (500-gallon tank cost)
20-Jul-16	100.3	98.7	93.1
6-Jul-16	101.6	98.7	93.7
22-Jun-16	98.3	98.7	93.7
8-Jun-16	97.1	98.7	93.7
25-May-16	97.8	98.7	92.1
11-May-16	94.9	96.4	90.5
27-Apr-16	95.5	97.1	90.5
13-Apr-16	95.6	95.4	90.5
30-Mar-16	95.6	100.5	90.5
16-Mar-16	95.6	95.3	84.2
2-Mar-16	91.4	92.7	90.3
17-Feb-16	89.3	92.6	71.3
3-Feb-16	94.5	95.9	71.3
20-Jan-16	94.5	98.5	71.3
6-Jan-16	105.0	106.2	71.3
22-Dec-15	105.0	107.2	71.3
9-Dec-15	109.2	109.4	71.3
25-Nov-15	109.2	111.4	71.3
12-Nov-15	109.2	112.2	77.2
28-Oct-15	109.2	113.1	82.4
14-Oct-15	109.2	112.4	82.4
30-Sep-15	109.2	111.0	81.9
16-Sep-15	109.2	112.4	81.9
2-Sep-15	109.2	109.1	79.3
19-Aug-15	114.5	113.2	79.3
6-Aug-15	114.5	113.8	79.3
22-Jul-15	114.5	114.0	79.3
8-Jul-15	114.5	114.6	79.3
Jun '15	114.5	115.2	82.5
May '15	114.5	114.5	85.6
Apr '15	114.5	117.3	84.9
Mar '15	114.5	117.9	84.5
Feb '15	114.5	114.4	84.5
Jan '15	119.2	123.1	87.7
Dec '14	129.7	134.4	91.4
Nov '14	132.3	135.5	92.9
Oct '14	134.4	137.6	89.1
Sep '14	141.8	144.9	85.1
Aug '14	141.8	144.9	84.5
Jul '14	141.8	144.9	85.3
Jun '14	141.8	144.9	88.5
May '14	141.8	144.9	90.3
Apr '14	141.8	144.9	89.9
Mar '14	141.8	144.9	102.9
Feb '14	140.8	143.9	114.5
Jan '14	138.6	141.8	91.5
Dec '13	138.6	141.8	86.2
Nov '13	138.6	141.8	80.7
Oct '13	134.4	137.6	82.2
Sep '13	134.4	137.6	76.8
Aug '13	134.4	137.6	76.1
Jul '13	136.5	139.7	75.7

Residential Heating Fuel Prices — Destruction Bay

	Furnace Oil	Arctic Stove Oil	Propane (500 gallon tank)
20-Jul-16	89.4	92.5	-
6-Jul-16	89.4	92.5	-
22-Jun-16	94.0	92.5	-
8-Jun-16	94.1	92.5	-
25-May-16	94.7	92.5	-
11-May-16	91.9	93.5	-
27-Apr-16	92.5	94.0	-
13-Apr-16	89.4	92.4	-
30-Mar-16	89.4	97.7	-
16-Mar-16	89.4	92.4	-
2-Mar-16	85.2	89.7	-
17-Feb-16	83.1	89.6	-
3-Feb-16	88.3	95.4	-
20-Jan-16	88.3	95.4	-
6-Jan-16	98.8	102.0	-
22-Dec-15	98.8	102.0	-
9-Dec-15	103.0	106.2	-
25-Nov-15	103.0	106.2	-
12-Nov-15	103.0	106.2	-
28-Oct-15	103.0	106.2	-
14-Oct-15	103.0	106.2	-
30-Sep-15	103.0	106.2	-
16-Sep-15	103.0	106.2	-
2-Sep-15	103.0	106.2	-
19-Aug-15	108.3	111.4	-
6-Aug-15	108.3	111.4	-
22-Jul-15	108.3	111.4	-
8-Jul-15	108.3	111.4	-
Jun '15	108.3	111.4	-
May '15	108.3	111.4	-
Apr '15	108.3	111.4	-
Mar '15	108.3	111.4	-
Feb '15	108.3	111.4	-

Residential Heating Fuel Prices — Faro

	Furnace Oil	Arctic Stove Oil	Propane (500-gallon tank cost)
20-Jul-16	90.3	93.5	93.1
6-Jul-16	90.3	93.5	93.7
22-Jun-16	90.3	93.5	93.7
8-Jun-16	90.3	93.5	93.7
25-May-16	90.3	93.5	92.1
11-May-16	90.3	93.5	90.5
27-Apr-16	90.3	93.5	90.5
13-Apr-16	90.3	93.5	90.5
30-Mar-16	90.3	93.5	90.5
16-Mar-16	90.3	93.5	84.2
2-Mar-16	86.1	89.3	90.3
17-Feb-16	84.0	87.2	71.3
3-Feb-16	89.3	92.4	71.3
20-Jan-16	89.3	92.4	71.3
6-Jan-16	99.8	102.9	71.3
22-Dec-15	99.8	102.9	71.3
9-Dec-15	104.0	107.1	71.3
25-Nov-15	104.0	107.1	71.3
12-Nov-15	104.0	107.1	77.2
28-Oct-15	104.0	107.1	82.4
14-Oct-15	104.0	107.1	82.4
30-Sep-15	104.0	107.1	81.9
16-Sep-15	104.0	107.1	81.9
2-Sep-15	104.0	107.1	79.3
19-Aug-15	109.2	112.4	79.3
6-Aug-15	109.2	112.4	79.3
22-Jul-15	109.2	112.4	79.3
8-Jul-15	109.2	112.4	79.3
Jun '15	109.2	112.4	82.5
May '15	109.2	112.4	85.6
Apr '15	109.2	112.4	84.9
Mar '15	109.2	112.4	84.5
Feb '15	109.2	112.4	84.5
Jan '15	114.0	117.1	87.7
Dec '14	124.5	127.6	91.4
Nov '14	127.1	130.2	92.9
Oct '14	129.2	132.3	89.1
Sep '14	136.5	139.7	85.1
Aug '14	136.5	139.7	84.5
Jul '14	136.5	139.7	85.3
Jun '14	136.5	139.7	88.5
May '14	136.5	139.7	90.3
Apr '14	136.5	139.7	89.9
Mar '14	136.5	139.7	102.9
Feb '14	135.5	138.7	114.5
Jan '14	133.4	136.5	91.5
Dec '13	133.4	136.5	86.2
Nov '13	133.4	136.5	80.7
Oct '13	129.2	132.3	82.2
Sep '13	129.2	132.3	76.8
Aug '13	129.2	132.3	76.1
Jul '13	131.3	134.4	75.7

Residential Heating Fuel Prices — Haines Junction

	Furnace Oil	Arctic Stove Oil	Propane (500-gallon tank cost)
20-Jul-16	95.0	98.8	93.1
6-Jul-16	96.3	98.5	93.7
22-Jun-16	93.0	98.2	93.7
8-Jun-16	91.8	94.3	93.7
25-May-16	92.4	93.8	92.1
11-May-16	89.6	92.8	90.5
27-Apr-16	90.1	91.8	90.5
13-Apr-16	87.3	90.9	90.5
30-Mar-16	87.3	94.4	90.5
16-Mar-16	87.3	90.0	84.2
2-Mar-16	83.1	87.8	90.3
17-Feb-16	81.0	86.3	71.3
3-Feb-16	86.2	86.6	71.3
20-Jan-16	86.2	90.8	71.3
6-Jan-16	96.7	97.9	71.3
22-Dec-15	96.7	99.4	71.3
9-Dec-15	100.9	102.8	71.3
25-Nov-15	100.9	104.7	71.3
12-Nov-15	100.9	106.3	77.2
28-Oct-15	100.9	106.5	82.4
14-Oct-15	100.9	105.6	82.4
30-Sep-15	100.9	104.4	81.9
16-Sep-15	100.9	104.1	81.9
2-Sep-15	100.9	103.2	79.3
19-Aug-15	106.2	106.9	79.3
6-Aug-15	106.2	107.3	79.3
22-Jul-15	106.2	107.5	79.3
8-Jul-15	106.2	109.2	79.3
Jun '15	106.2	107.9	82.5
May '15	106.2	107.1	85.6
Apr '15	106.2	104.7	84.9
Mar '15	106.2	109.1	84.5
Feb '15	106.2	107.0	84.5
Jan '15	110.9	104.7	87.7
Dec '14	121.4	116.4	91.4
Nov '14	124.0	126.5	92.9
Oct '14	126.1	128.3	89.1
Sep '14	133.5	131.6	85.1
Aug '14	133.5	133.7	84.5
Jul '14	133.5	132.9	85.3
Jun '14	133.5	133.7	88.5
May '14	133.5	134.5	90.3
Apr '14	133.5	133.8	89.9
Mar '14	133.5	133.9	102.9
Feb '14	132.5	132.6	114.5
Jan '14	130.3	130.0	91.5
Dec '13	130.3	126.3	86.2
Nov '13	130.3	126.4	80.7
Oct '13	126.1	124.1	82.2
Sep '13	126.1	127.2	76.8
Aug '13	126.1	122.4	76.1
Jul '13	128.2	123.5	75.7

Residential Heating Fuel Prices — Marsh Lake

	Furnace Oil	Arctic Stove Oil	Propane (500 gallon tank)
20-Jul-16	89.9	93.0	-
6-Jul-16	89.9	93.0	-
22-Jun-16	89.9	93.0	-
8-Jun-16	89.9	93.0	-
25-May-16	89.9	93.0	-
11-May-16	89.9	93.0	-
27-Apr-16	89.9	93.0	-
13-Apr-16	89.9	93.0	-
30-Mar-16	89.9	93.0	-
16-Mar-16	89.9	93.0	-
2-Mar-16	85.7	88.8	-
17-Feb-16	83.1	86.2	-
3-Feb-16	88.3	91.5	-
20-Jan-16	88.3	91.5	-
6-Jan-16	98.8	102.0	-
22-Dec-15	98.8	102.0	-
9-Dec-15	103.0	106.2	-
25-Nov-15	103.0	106.2	-
12-Nov-15	103.0	106.2	-
28-Oct-15	103.0	106.2	-
14-Oct-15	103.0	106.2	-
30-Sep-15	103.0	106.2	-
16-Sep-15	103.0	106.2	-
2-Sep-15	103.0	106.2	-
19-Aug-15	108.3	111.4	-
6-Aug-15	108.3	111.4	-
22-Jul-15	108.3	111.4	-
8-Jul-15	108.3	111.4	-
Jun '15	108.3	111.4	-
May '15	108.3	111.4	-
Apr '15	108.3	111.4	-
Mar '15	108.3	111.4	-
Feb '15	108.3	111.4	-

Residential Heating Fuel Prices — Mayo

	Furnace Oil	Arctic Stove Oil	Propane (500-gallon tank cost)
20-Jul-16	103.0	105.3	93.1
6-Jul-16	102.2	102.7	93.7
22-Jun-16	100.1	102.7	93.7
8-Jun-16	99.2	102.7	93.7
25-May-16	99.7	102.7	92.1
11-May-16	97.8	99.9	90.5
27-Apr-16	98.2	100.3	90.5
13-Apr-16	99.5	99.2	90.5
30-Mar-16	99.5	102.6	90.5
16-Mar-16	100.1	99.4	84.2
2-Mar-16	98.0	97.7	90.3
17-Feb-16	96.9	97.6	71.3
3-Feb-16	99.5	99.9	71.3
20-Jan-16	104.8	105.1	71.3
6-Jan-16	111.1	110.9	71.3
22-Dec-15	111.1	111.5	71.3
9-Dec-15	113.2	113.1	71.3
25-Nov-15	113.2	114.4	71.3
12-Nov-15	117.4	116.7	77.2
28-Oct-15	114.2	116.2	82.4
14-Oct-15	114.2	117.4	82.4
30-Sep-15	114.2	114.8	81.9
16-Sep-15	114.2	117.4	81.9
2-Sep-15	116.3	114.3	79.3
19-Aug-15	119.0	117.0	79.3
6-Aug-15	119.0	117.4	79.3
22-Jul-15	119.0	117.5	79.3
8-Jul-15	119.0	117.9	79.3
Jun '15	119.0	118.3	82.5
May '15	118.9	117.4	85.6
Apr '15	119.0	120.5	84.9
Mar '15	118.9	120.0	84.5
Feb '15	119.0	117.8	84.5
Jan '15	117.6	116.7	87.7
Dec '14	129.7	134.8	89.1
Nov '14	140.3	140.3	92.9
Oct '14	142.4	142.4	89.1
Sep '14	149.7	149.7	85.1
Aug '14	149.7	149.7	84.5
Jul '14	149.7	149.7	85.3
Jun '14	149.7	149.7	88.5
May '14	149.7	149.7	90.3
Apr '14	149.7	149.7	89.9
Mar '14	149.7	149.7	102.9
Feb '14	148.7	148.7	114.5
Jan '14	146.6	146.6	91.5
Dec '13	146.6	146.6	86.2
Nov '13	143.4	146.6	80.7
Oct '13	139.2	142.4	82.2
Sep '13	139.2	142.4	76.8
Aug '13	139.2	142.4	76.1
Jul '13	141.3	144.5	75.7

Residential Heating Fuel Prices — Pelly Crossing

	Furnace Oil	Arctic Stove Oil	Propane (500 gallon tank)
20-Jul-16	97.7	95.1	-
6-Jul-16	98.9	95.1	-
22-Jun-16	95.7	95.1	-
8-Jun-16	94.4	95.1	-
25-May-16	95.1	95.1	-
11-May-16	92.2	93.8	-
27-Apr-16	92.8	94.4	-
13-Apr-16	92.0	92.8	-
30-Mar-16	92.0	97.8	-
16-Mar-16	92.0	92.7	-
2-Mar-16	87.8	90.0	-
17-Feb-16	85.7	89.9	-
3-Feb-16	90.9	93.2	-
20-Jan-16	90.9	95.8	-
6-Jan-16	101.4	103.5	-
22-Dec-15	101.4	104.5	-
9-Dec-15	105.6	106.7	-
25-Nov-15	105.6	108.8	-
12-Nov-15	105.6	109.6	-
28-Oct-15	105.6	110.5	-
14-Oct-15	105.6	108.8	-
30-Sep-15	105.6	108.0	-
16-Sep-15	105.6	108.8	-
2-Sep-15	105.6	106.5	-
19-Aug-15	110.9	110.6	-
6-Aug-15	110.9	111.1	-
22-Jul-15	110.9	111.4	-
8-Jul-15	110.9	111.9	-
Jun '15	110.9	112.5	-
May '15	110.9	112.3	-
Apr '15	110.9	114.0	-
Mar '15	110.9	114.7	-
Feb '15	110.9	112.0	-
Jan '15	-	110.6	-

Residential Heating Fuel Prices — Ross River

	Furnace Oil	Arctic Stove Oil	Propane (500-gallon tank cost)
20-Jul-16	91.4	94.5	93.1
6-Jul-16	91.4	94.5	93.7
22-Jun-16	91.4	94.5	93.7
8-Jun-16	91.4	94.5	93.7
25-May-16	91.4	94.5	92.1
11-May-16	91.4	94.5	90.5
27-Apr-16	91.4	94.5	90.5
13-Apr-16	91.4	94.5	90.5
30-Mar-16	91.4	94.5	90.5
16-Mar-16	91.4	94.5	84.2
2-Mar-16	87.2	90.3	90.3
17-Feb-16	85.1	88.2	71.3
3-Feb-16	90.3	93.5	71.3
20-Jan-16	90.3	93.5	71.3
6-Jan-16	100.8	104.0	71.3
22-Dec-15	100.8	104.0	71.3
9-Dec-15	105.0	108.2	71.3
25-Nov-15	105.0	108.2	71.3
12-Nov-15	105.0	108.2	77.2
28-Oct-15	105.0	108.2	82.4
14-Oct-15	105.0	108.2	82.4
30-Sep-15	105.0	108.2	81.9
16-Sep-15	105.0	108.2	81.9
2-Sep-15	105.0	108.2	79.3
19-Aug-15	110.9	114.0	79.3
6-Aug-15	110.9	114.0	79.3
22-Jul-15	110.9	114.0	79.3
8-Jul-15	110.9	114.0	79.3
Jun '15	110.9	114.0	82.5
May '15	110.3	113.4	85.6
Apr '15	110.3	113.4	84.9
Mar '15	110.3	113.4	84.5
Feb '15	110.3	113.4	84.5
Jan '15	115.0	118.2	87.7
Dec '14	125.5	128.7	91.4
Nov '14	128.1	131.3	92.9
Oct '14	130.2	133.4	89.1
Sep '14	137.6	140.7	85.1
Aug '14	137.6	140.7	84.5
Jul '14	137.6	140.7	85.3
Jun '14	137.6	140.7	88.5
May '14	137.6	140.7	90.3
Apr '14	137.6	140.7	89.9
Mar '14	137.6	140.7	102.9
Feb '14	136.6	139.7	114.5
Jan '14	134.4	137.6	91.5
Dec '13	134.4	137.6	86.2
Nov '13	134.4	137.6	80.7
Oct '13	130.2	133.4	82.2
Sep '13	130.2	133.4	76.8
Aug '13	130.2	133.4	76.1
Jul '13	132.3	135.5	75.7

Residential Heating Fuel Prices — Stewart Crossing

	Furnace Oil	Arctic Stove Oil	Propane (500 gallon tank)
20-Jul-16	92.0	95.1	-
6-Jul-16	92.0	95.1	-
22-Jun-16	92.0	95.1	-
8-Jun-16	92.0	95.1	-
25-May-16	92.0	95.1	-
11-May-16	92.0	95.1	-
27-Apr-16	92.0	95.1	-
13-Apr-16	92.0	95.1	-
30-Mar-16	92.0	95.1	-
16-Mar-16	92.0	95.1	-
2-Mar-16	87.8	90.9	-
17-Feb-16	85.7	88.8	-
3-Feb-16	90.9	94.1	-
20-Jan-16	90.9	94.1	-
6-Jan-16	101.4	104.6	-
22-Dec-15	101.4	104.6	-
9-Dec-15	105.6	108.8	-
25-Nov-15	105.6	108.8	-
12-Nov-15	105.6	108.8	-
28-Oct-15	105.6	108.8	-
14-Oct-15	105.6	108.8	-
30-Sep-15	105.6	108.8	-
16-Sep-15	105.6	108.8	-
2-Sep-15	105.6	108.8	-
19-Aug-15	110.9	114.0	-
6-Aug-15	110.9	114.0	-
22-Jul-15	110.9	114.0	-
8-Jul-15	110.9	114.0	-
Jun '15	110.9	114.0	-
May '15	110.9	114.0	-
Apr '15	110.9	114.0	-
Mar '15	110.9	114.0	-
Feb '15	110.9	114.0	-

Residential Heating Fuel Prices — Tagish & Teslin

	Tagish		
	Furnace Oil	Arctic Stove Oil	Propane (500-gallon tank cost)
20-Jul-16	96.0	98.8	-
6-Jul-16	97.3	98.8	-
22-Jun-16	94.0	98.8	-
8-Jun-16	92.8	98.8	-
25-May-16	93.5	98.8	-
11-May-16	90.6	96.5	-
27-Apr-16	91.2	96.8	-
13-Apr-16	89.4	95.8	-
30-Mar-16	89.4	99.1	-
16-Mar-16	89.4	95.7	-
2-Mar-16	85.2	93.9	-
17-Feb-16	83.1	93.9	-
3-Feb-16	88.3	96.1	-
20-Jan-16	88.3	101.3	-
6-Jan-16	98.8	106.4	-
22-Dec-15	98.8	108.8	-
9-Dec-15	103.0	110.3	-
25-Nov-15	103.0	111.7	-
12-Nov-15	103.0	112.2	-
28-Oct-15	103.0	112.8	-
14-Oct-15	103.0	113.5	-
30-Sep-15	103.0	111.4	-
16-Sep-15	103.0	116.1	-
2-Sep-15	103.0	111.3	-
19-Aug-15	108.3	114.0	-
6-Aug-15	108.3	114.3	-
22-Jul-15	108.3	114.5	-
8-Jul-15	108.3	114.8	-
Jun '15	108.3	115.3	-
May '15	108.3	117.2	-
Apr '15	108.3	115.5	-
Mar '15	108.3	119.3	-
Feb '15	108.3	113.6	-
Jan '15	-	124.4	-
Dec '14	-	136.5	-
Nov '14	-	142.8	-
Oct '14	-	147.0	-
Sep '14	-	149.1	-
Aug '14	-	149.1	-
Jul '14	-	149.1	-
Jun '14	-	149.1	-
May '14	-	149.1	-
Apr '14	-	149.1	-
Mar '14	-	147.6	-
Feb '14	-	146.0	-
Jan '14	-	143.9	-
Dec '13	-	140.2	-
Nov '13	-	136.5	-
Oct '13	-	136.5	-
Sep '13	-	136.5	-
Aug '13	-	136.5	-
Jul '13	-	136.5	-

	Teslin		
	Furnace Oil	Arctic Stove Oil	Propane (500-gallon tank cost)
20-Jul-16	96.4	93.2	93.1
6-Jul-16	97.7	93.2	93.7
22-Jun-16	94.4	93.2	93.7
8-Jun-16	93.2	93.2	93.7
25-May-16	93.8	93.2	92.1
11-May-16	91.0	92.6	90.5
27-Apr-16	91.6	93.1	90.5
13-Apr-16	90.1	91.5	90.5
30-Mar-16	90.1	96.5	90.5
16-Mar-16	90.1	91.4	84.2
2-Mar-16	85.9	88.8	90.3
17-Feb-16	83.8	88.7	71.3
3-Feb-16	89.0	92.0	71.3
20-Jan-16	89.0	94.6	71.3
6-Jan-16	99.5	102.3	71.3
22-Dec-15	99.5	103.2	71.3
9-Dec-15	103.7	105.5	71.3
25-Nov-15	103.7	107.5	71.3
12-Nov-15	103.7	108.3	77.2
28-Oct-15	103.7	109.3	82.4
14-Oct-15	103.7	106.9	82.4
30-Sep-15	103.7	107.1	81.9
16-Sep-15	103.7	106.9	81.9
2-Sep-15	103.7	105.3	79.3
19-Aug-15	109.0	109.3	79.3
6-Aug-15	109.0	109.8	79.3
22-Jul-15	109.0	110.1	79.3
8-Jul-15	109.0	110.6	79.3
Jun '15	109.0	111.3	82.5
May '15	109.0	111.4	85.6
Apr '15	109.0	112.0	84.9
Mar '15	109.0	112.9	84.5
Feb '15	109.0	110.3	84.5
Jan '15	113.8	115.4	87.7
Dec '14	124.3	127.5	91.4
Nov '14	126.9	130.1	92.9
Oct '14	129.0	132.2	89.1
Sep '14	136.4	139.5	85.1
Aug '14	136.4	139.5	84.5
Jul '14	136.4	139.5	85.3
Jun '14	136.4	139.5	88.5
May '14	136.4	139.4	90.3
Apr '14	136.4	139.4	89.9
Mar '14	136.4	139.4	102.9
Feb '14	135.4	138.4	114.5
Jan '14	133.2	136.3	91.5
Dec '13	133.2	136.3	86.2
Nov '13	133.0	136.1	80.7
Oct '13	128.6	131.8	82.2
Sep '13	128.1	131.3	76.8
Aug '13	126.6	129.7	76.1
Jul '13	130.7	133.9	75.7

Residential Heating Fuel Prices — Watson Lake

	Furnace Oil	Arctic Stove Oil	Propane (500-gallon tank cost)
20-Jul-16	98.7	92.4	93.1
6-Jul-16	100.0	92.4	93.7
22-Jun-16	96.7	92.4	93.7
8-Jun-16	95.4	92.4	93.7
25-May-16	96.1	92.4	92.1
11-May-16	93.2	94.8	90.5
27-Apr-16	93.9	95.4	90.5
13-Apr-16	89.3	93.8	90.5
30-Mar-16	89.3	98.9	90.5
16-Mar-16	89.3	93.7	84.2
2-Mar-16	85.1	91.1	90.3
17-Feb-16	83.0	90.9	71.3
3-Feb-16	88.2	94.3	71.3
20-Jan-16	87.1	94.7	71.3
6-Jan-16	98.9	104.2	71.3

22-Dec-15	99.0	104.9	71.3
9-Dec-15	102.5	107.8	71.3
25-Nov-15	108.3	112.6	71.3
12-Nov-15	110.0	114.3	77.2
28-Oct-15	110.1	115.0	82.4
14-Oct-15	108.2	112.0	82.4
30-Sep-15	108.8	112.8	81.9
16-Sep-15	104.3	108.0	81.9
2-Sep-15	105.5	109.2	79.3
19-Aug-15	107.9	111.8	79.3
6-Aug-15	106.4	111.1	79.3
22-Jul-15	107.3	111.9	79.3
8-Jul-15	107.9	112.6	79.3

	Furnace Oil	Arctic Stove Oil	Propane (500-gallon tank cost)
Jun '15	109.3	114.0	82.5
May '15	111.7	115.9	85.6
Apr '15	108.8	113.0	84.9
Mar '15	118.6	119.6	84.5
Feb '15	117.3	118.7	84.5
Jan '15	115.7	118.5	87.7

Dec '14	127.6	130.3	91.4
Nov '14	136.9	139.7	92.9
Oct '14	134.3	137.1	89.1
Sep '14	138.2	141.0	85.1
Aug '14	138.3	141.1	84.5
Jul '14	137.8	140.6	85.3
Jun '14	140.2	143.0	88.5
May '14	144.6	146.7	90.3
Apr '14	144.4	147.2	89.9
Mar '14	145.8	148.4	102.9
Feb '14	146.5	149.3	114.5
Jan '14	144.6	147.3	91.5

Dec '13	146.4	149.0	86.2
Nov '13	139.7	142.5	80.7
Oct '13	136.1	138.9	82.2
Sep '13	133.9	136.7	76.8
Aug '13	131.8	134.6	76.1
Jul '13	132.2	135.0	75.7
Jun '13	132.2	135.0	75.7
Jul '13	132.2	135.0	75.7

Information collected by Yukon Bureau of Statistics
for the Department of Energy, Mines and Resources.

Next release: September 2nd, 2016