


YUKON BUREAU OF STATISTICS



Yukon Fuel Price Survey July 2019

Retail Motor Fuel Prices in Yukon

Average Prices as of July 31, 2019

	Self-serve			% Change Jul 18, 2018 to Jul 31, 2019		
	regular	premium	diesel	regular	premium	diesel
Whitehorse	142.2	152.1	142.0	-1.1%	-1.0%	4.5%
Beaver Creek	157.2	169.9	160.9	-0.3%	0.0%	8.3%
Burwash Landing	n/a	n/a	n/a	n/a	n/a	n/a
Carcross	149.9	-	154.9	-3.2%	-	0.0%
Carmacks	152.9	162.9	155.9	-4.4%	-2.7%	3.0%
Dawson City	153.9	168.4	151.0	-0.5%	-2.1%	0.3%
Destruction Bay	144.9	158.9	144.9	-4.6%	-3.6%	-2.0%
Eagle Plains	170.0	-	161.0	6.3%	-	3.9%
Faro	n/a	-	n/a	n/a	-	n/a
Haines Junction	147.6	155.9	148.2	0.3%	-1.3%	5.2%
Jake's Corner	142.9	156.0	147.9	-3.3%	0.1%	7.3%
Mayo	148.4	-	148.3	2.6%	-	9.8%
Pelly Crossing	151.9	157.9	146.9	-1.3%	0.0%	-1.3%
Ross River	154.9	-	158.4	0.0%	-	3.6%
Stewart Crossing	152.9	158.9	150.9	n/a	n/a	n/a
Teslin	146.9	156.9	154.9	-1.3%	-1.3%	9.2%
Watson Lake	140.6	148.9	142.2	-1.4%	-2.6%	1.6%

As of July 31, 2019, average **regular self-serve** gasoline prices ranged from 140.6¢ per litre in Watson Lake to 170.0¢ per litre in Eagle Plains; a difference of 29.4¢. In communities offering **premium self-serve** gasoline, prices ranged from 148.9¢ in Watson Lake to 169.9¢ in Beaver Creek; a difference of 21.0¢. **Diesel self-serve** prices ranged from 142.0¢ in Whitehorse to 161.0¢ in Eagle Plains; a difference of 19.0¢ per litre.

Comparing July 31, 2019 to July 18, 2018, **regular self-serve** gasoline prices decreased in all Yukon communities with the exceptions of Eagle Plains, Haines Junction and Mayo while remained the same in Ross River. **Diesel self-serve** prices increased in all Yukon communities with the exceptions of Destruction Bay and Pelly Crossing; the price remained the same in Carcross.

	Full-serve				% Change Jul 18, 2018 to Jul 31, 2019			
	regular	premium	diesel	propane	regular	premium	diesel	propane
Whitehorse	142.9	153.4	142.2	101.1	-1.4%	1.0%	3.9%	2.6%
Dawson City	-	-	-	135.0	-	-	-	0.0%
Destruction Bay	-	-	-	136.9	-	-	-	0.0%
Eagle Plains	-	-	-	144.0	-	-	-	2.9%
Haines Junction	-	-	-	n/a	-	-	-	n/a
Teslin	-	-	-	110.0	-	-	-	-2.2%
Watson Lake	-	-	-	110.9	-	-	-	0.0%

In communities offering **full-serve propane** fuel services, prices ranged from 101.1¢ per litre in Whitehorse to 144.0¢ per litre in Eagle Plains; a difference of 42.9¢. Year-over-year, prices of full-serve propane increased in Whitehorse and Eagle Plains; decreased in Teslin; and remained the same in Dawson City, Destruction Bay and Watson Lake.

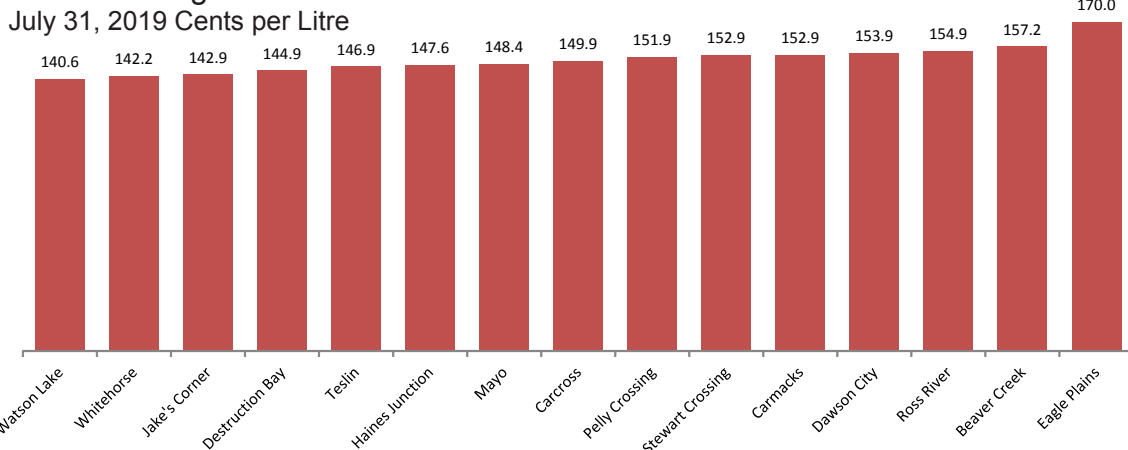
Notes:

All prices are Canadian cents per litre, including all applicable taxes.

"n/a" indicates this information was not available for the reporting period.

"-" Indicates this service was not available in this community at this time.

Average Self-Serve Regular Gasoline Prices



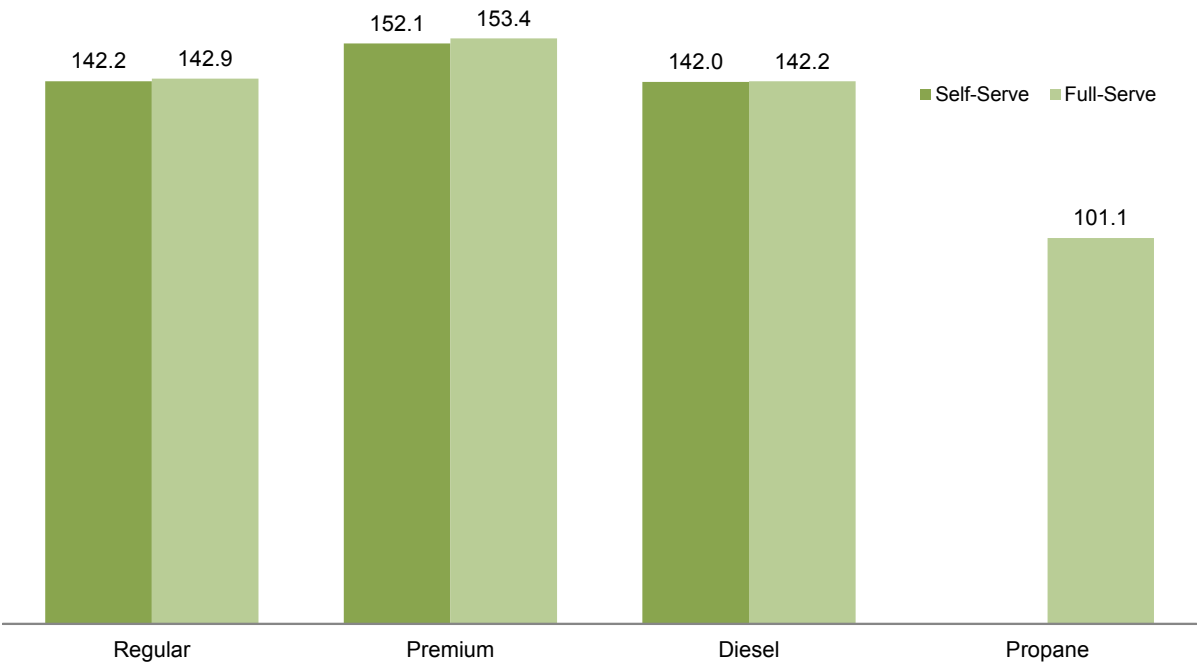
The prices for Burwash Landing and Faro were unavailable.

Retail Motor Fuel Prices — Whitehorse

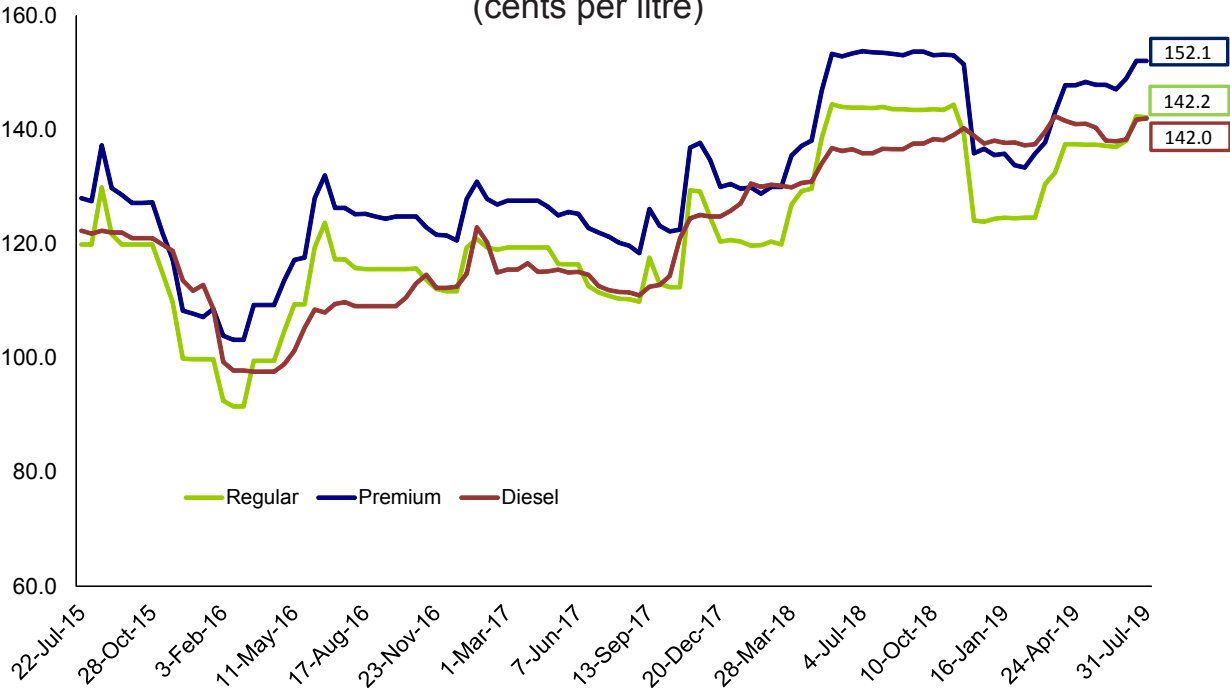
	Self-serve			Full-serve			
	regular	premium	diesel	regular	premium	diesel	propane
31-Jul-19	142.2	152.1	142.0	142.9	153.4	142.2	101.1
17-Jul-19	142.4	152.1	141.8	142.9	153.4	140.6	101.1
3-Jul-19	138.1	149.0	138.3	139.6	151.8	138.9	101.1
19-Jun-19	137.0	147.1	138.0	136.6	148.8	138.2	100.3
5-Jun-19	137.2	147.9	138.1	137.9	150.1	139.6	101.0
21-May-19	137.4	147.9	140.4	137.9	150.1	140.9	101.0
8-May-19	137.4	148.4	141.1	137.9	150.1	140.9	101.9
24-Apr-19	137.5	147.8	141.0	137.9	149.9	140.9	100.9
10-Apr-19	137.5	147.8	141.6	137.9	149.9	141.9	100.9
27-Mar-19	132.5	143.1	142.4	132.9	146.8	141.9	101.2
13-Mar-19	130.5	137.8	139.7	132.9	140.4	142.9	98.9
27-Feb-19	124.6	135.8	137.5	124.9	138.9	138.7	101.2
13-Feb-19	124.6	133.4	137.3	124.9	133.6	138.2	97.4
30-Jan-19	124.5	133.8	137.8	124.9	134.9	140.0	97.4
16-Jan-19	124.6	135.8	137.7	124.9	138.9	138.4	101.2
2-Jan-19	124.4	135.6	138.1	124.9	138.4	138.4	101.2
19-Dec-18	123.9	136.7	137.6	124.9	140.2	137.9	102.9
5-Dec-18	124.1	135.9	139.0	123.6	138.9	138.2	101.9
21-Nov-18	139.4	151.5	140.3	139.9	151.2	139.6	102.9
7-Nov-18	144.4	153.1	139.1	144.9	152.9	137.9	101.9
24-Oct-18	143.5	153.2	138.2	142.9	152.9	135.9	101.9
10-Oct-18	143.6	153.1	138.4	144.9	152.9	137.9	100.2
26-Sep-18	143.5	153.7	137.6	144.9	152.9	137.9	100.9
12-Sep-18	143.5	153.7	137.6	144.9	152.9	137.9	99.9
29-Aug-18	143.6	153.1	136.6	144.9	152.9	137.9	100.2
15-Aug-18	143.6	153.3	136.6	144.9	152.9	137.9	100.2
1-Aug-18	144.0	153.5	136.7	144.9	152.9	137.9	100.3
18-Jul-18	143.8	153.6	135.9	144.9	151.9	136.9	98.5
4-Jul-18	143.9	153.8	135.9	144.9	152.9	136.2	100.9
Jun '18	144.0	153.2	136.5	144.9	153.9	137.1	102.6
May '18	141.6	150.1	135.5	142.4	150.3	135.6	100.7
Apr '18	129.5	137.7	130.8	129.9	137.9	130.9	100.4
Mar '18	123.4	132.8	130.1	123.9	133.4	130.9	101.8
Feb '18	120.1	129.4	130.2	120.9	129.9	131.4	102.2
Jan '18	120.3	130.0	127.8	120.6	131.7	127.9	103.6
Dec '17	122.6	132.4	124.8	124.1	133.6	126.2	102.3
Nov '17	129.3	137.3	124.8	129.8	137.8	122.9	101.6
Oct '17	112.4	122.4	117.7	112.9	124.2	116.2	100.2
Sep '17	115.3	124.7	112.7	116.4	126.4	114.0	98.5
Aug '17	110.2	119.4	111.4	109.8	120.8	112.1	97.0
Jul '17	111.2	121.7	112.3	111.3	123.7	113.1	97.9
Jun '17	114.5	124.1	114.9	115.1	125.1	115.1	98.2
May '17	116.5	125.3	115.3	116.9	126.2	114.9	93.6
Apr '17	118.6	127.1	115.2	118.9	126.4	114.9	92.9
Mar '17	119.4	127.6	115.9	119.9	127.2	115.6	96.7
Feb '17	119.2	127.4	117.7	119.3	126.6	122.2	93.9
Jan '17	119.4	127.9	115.1	119.9	127.2	114.8	91.4
Dec '16	111.7	121.1	112.4	111.9	122.2	111.9	89.9
Nov '16	112.9	122.3	113.5	112.8	123.7	113.6	90.3
Oct '16	115.7	124.8	111.9	115.9	126.2	114.3	88.3
Sep '16	115.6	124.6	109.1	115.9	126.2	108.9	88.6
Aug '16	115.7	125.1	109.1	115.9	126.2	108.9	88.7
Jul '16	117.3	126.3	109.7	117.9	126.4	110.4	90.4

Retail Motor Fuel Prices — Whitehorse

Average Fuel Prices, as of July 31, 2019
(cents per litre)



Average Self-Serve Bi-weekly Fuel Prices,
July 2015 - July 2019
(cents per litre)



Retail Motor Fuel Prices - Beaver Creek & Burwash Landing

	Beaver Creek Self-serve		
	regular	premium	diesel
31-Jul-19	157.2	169.9	160.9
17-Jul-19	157.2	169.9	160.9
3-Jul-19	157.2	169.9	160.9
19-Jun-19	157.2	162.9	158.6
5-Jun-19	157.2	169.9	160.9
21-May-19	158.9	169.9	169.9
8-May-19	158.9	169.9	169.9
24-Apr-19	155.9	169.9	169.9
10-Apr-19	153.9	169.9	169.9
27-Mar-19	149.9	169.9	169.9
13-Mar-19	149.9	169.9	169.9
27-Feb-19	144.9	169.9	169.9
13-Feb-19	149.9	169.9	169.9
30-Jan-19	149.9	159.9	159.9
16-Jan-19	149.9	169.9	169.9
2-Jan-19	149.9	169.9	169.9

19-Dec-18	149.9	169.9	169.9
5-Dec-18	159.9	169.9	169.9
21-Nov-18	159.9	169.9	169.9
7-Nov-18	159.9	169.9	159.9
24-Oct-18	159.9	169.9	159.9
10-Oct-18	157.6	169.9	155.6
26-Sep-18	157.6	169.9	155.6
12-Sep-18	158.4	169.9	158.4
29-Aug-18	157.6	169.9	155.6
15-Aug-18	157.6	169.9	148.6
1-Aug-18	157.6	169.9	148.6
18-Jul-18	157.6	169.9	148.6
4-Jul-18	157.6	169.9	148.6

Jun '18	158.9	169.9	148.6
May '18	151.1	159.9	147.6
Apr '18	144.9	159.9	159.9
Mar '18	144.9	159.9	159.9
Feb '18	144.9	159.9	159.9
Jan '18	144.9	159.9	159.9

Dec '17	141.2	159.9	153.7
Nov '17	137.4	159.9	144.9
Oct '17	137.2	159.9	142.3
Sep '17	136.9	159.9	139.6
Aug '17	138.8	159.9	139.5
Jul '17	133.6	159.9	137.9
Jun '17	133.5	159.9	137.5
May '17	130.5	159.9	137.6
Apr '17	138.3	159.9	143.3
Mar '17	144.6	159.6	154.6
Feb '17	144.9	159.9	152.4
Jan '17	144.9	155.4	149.9

Dec '16	139.9	159.9	149.9
Nov '16	139.9	159.9	143.9
Oct '16	133.2	159.9	136.2
Sep '16	133.2	159.9	135.9
Aug '16	133.2	159.9	135.6
Jul '16	137.9	159.9	130.3

	Burwash Landing Self-serve		
	regular	premium	diesel
31-Jul-19	n/a	n/a	n/a
17-Jul-19	142.9	152.9	142.9
3-Jul-19	137.9	147.9	139.9
19-Jun-19	132.9	142.9	139.9
5-Jun-19	132.9	142.9	139.9
21-May-19	132.9	142.9	139.9
8-May-19	n/a	n/a	n/a
24-Apr-19	n/a	n/a	n/a
10-Apr-19	n/a	n/a	n/a
27-Mar-19	126.0	136.0	138.9
13-Mar-19	n/a	n/a	n/a
27-Feb-19	n/a	n/a	n/a
13-Feb-19	126.0	136.0	138.9
30-Jan-19	126.0	136.0	138.9
16-Jan-19	140.9	152.9	138.9
2-Jan-19	n/a	n/a	n/a

19-Dec-18	140.9	152.9	138.9
5-Dec-18	140.9	152.9	138.9
21-Nov-18	147.9	157.9	138.9
7-Nov-18	147.9	157.9	137.9
24-Oct-18	147.9	157.9	138.9
10-Oct-18	n/a	n/a	n/a
26-Sep-18	n/a	n/a	n/a
12-Sep-18	n/a	n/a	n/a
29-Aug-18	147.9	157.9	138.9
15-Aug-18	144.9	154.9	137.9
1-Aug-18	144.9	154.9	137.9
18-Jul-18	144.9	154.9	137.9
4-Jul-18	144.9	154.9	137.9

Jun '18	144.9	154.9	137.9
May '18	137.4	147.4	131.9
Apr '18	129.9	139.9	135.9
Mar '18	127.9	137.9	131.9
Feb '18	129.9	139.9	127.9
Jan '18	129.9	139.9	127.9

Dec '17	129.9	139.9	127.9
Nov '17	129.9	139.9	127.9
Oct '17	120.9	130.9	118.9
Sep '17	120.9	130.9	118.9
Aug '17	120.9	130.9	118.9
Jul '17	120.9	130.9	118.9
Jun '17	120.9	130.9	118.9
May '17	120.9	130.9	118.9
Apr '17	125.9	135.9	118.9
Mar '17	125.9	135.9	118.9
Feb '17	125.9	135.9	118.9
Jan '17	122.9	132.9	117.4

Dec '16	119.9	129.9	115.9
Nov '16	119.9	129.9	115.9
Oct '16	119.9	129.9	115.9
Sep '16	119.9	129.9	115.9
Aug '16	119.9	129.9	115.9
Jul '16	122.9	132.9	120.9

Retail Motor Fuel Prices — Carcross & Carmacks

	Carcross Self-serve				Carmacks Self-serve		
	regular	premium	diesel		regular	premium	diesel
31-Jul-19	149.9	-	154.9	31-Jul-19	152.9	162.9	155.9
17-Jul-19	149.9	-	154.9	17-Jul-19	152.9	162.9	155.9
3-Jul-19	149.9	-	154.9	3-Jul-19	152.9	162.9	155.9
19-Jun-19	147.9	-	154.9	19-Jun-19	152.9	160.4	154.9
5-Jun-19	147.9	-	154.9	5-Jun-19	152.9	160.4	154.9
21-May-19	147.9	-	154.9	21-May-19	152.9	160.4	154.9
8-May-19	147.9	-	154.9	8-May-19	152.9	160.4	154.9
24-Apr-19	147.9	-	154.9	24-Apr-19	150.4	160.4	146.9
10-Apr-19	147.9	-	154.9	10-Apr-19	143.9	153.9	156.9
27-Mar-19	144.9	-	149.9	27-Mar-19	139.9	149.9	153.9
13-Mar-19	134.9	-	149.9	13-Mar-19	129.9	139.9	139.9
27-Feb-19	134.9	-	149.9	27-Feb-19	129.9	139.9	139.9
13-Feb-19	134.9	-	149.9	13-Feb-19	129.9	139.9	144.9
30-Jan-19	134.9	-	149.9	30-Jan-19	129.9	139.9	144.9
16-Jan-19	134.9	-	149.9	16-Jan-19	129.9	139.9	144.9
2-Jan-19	134.9	-	149.9	2-Jan-19	129.9	139.9	143.9
19-Dec-18	134.9	-	149.9	19-Dec-18	129.9	139.9	144.9
5-Dec-18	134.9	-	149.9	5-Dec-18	136.9	153.4	159.4
21-Nov-18	149.9	-	154.9	21-Nov-18	144.9	159.9	155.9
7-Nov-18	154.9	-	154.9	7-Nov-18	154.9	164.9	155.9
24-Oct-18	n/a	-	n/a	24-Oct-18	154.9	164.9	152.4
10-Oct-18	154.9	-	154.9	10-Oct-18	154.9	164.9	152.4
26-Sep-18	154.9	-	154.9	26-Sep-18	154.9	164.9	155.4
12-Sep-18	154.9	-	154.9	12-Sep-18	154.9	162.4	151.4
29-Aug-18	154.9	-	154.9	29-Aug-18	154.9	164.9	151.4
15-Aug-18	154.9	-	154.9	15-Aug-18	159.9	167.4	151.4
1-Aug-18	154.9	-	154.9	1-Aug-18	159.9	167.4	151.4
18-Jul-18	154.9	-	154.9	18-Jul-18	159.9	167.4	151.4
4-Jul-18	154.9	-	154.9	4-Jul-18	154.9	157.4	147.9
Jun '18	154.9	-	152.4	Jun '18	153.7	157.4	147.9
May '18	149.9	-	149.9	May '18	149.9	154.4	146.4
Apr '18	138.9	-	144.9	Apr '18	139.9	152.2	141.4
Mar '18	132.9	-	141.9	Mar '18	130.9	145.4	140.4
Feb '18	131.4	-	142.4	Feb '18	130.9	145.4	140.4
Jan '18	129.9	-	137.3	Jan '18	133.9	146.9	139.7
Dec '17	137.5	-	143.5	Dec '17	139.9	149.9	137.9
Nov '17	136.5	-	136.5	Nov '17	132.4	142.4	134.4
Oct '17	124.0	-	125.0	Oct '17	124.9	137.2	129.9
Sep '17	126.5	-	127.5	Sep '17	129.9	138.2	128.9
Aug '17	122.0	-	122.0	Aug '17	119.9	130.9	124.1
Jul '17	124.4	-	124.4	Jul '17	119.9	128.7	121.2
Jun '17	128.4	-	126.9	Jun '17	124.9	134.9	127.4
May '17	129.9	-	129.9	May '17	124.9	132.4	127.4
Apr '17	129.9	-	129.9	Apr '17	124.9	135.9	127.4
Mar '17	129.9	-	129.9	Mar '17	124.9	135.9	127.4
Feb '17	129.9	-	129.9	Feb '17	124.9	135.9	127.4
Jan '17	129.9	-	129.9	Jan '17	124.9	134.4	127.4
Dec '16	121.9	-	128.4	Dec '16	124.9	133.4	126.2
Nov '16	123.4	-	128.4	Nov '16	124.9	130.9	124.9
Oct '16	125.9	-	129.9	Oct '16	124.9	125.4	124.9
Sep '16	125.9	-	127.9	Sep '16	124.9	130.4	124.9
Aug '16	125.9	-	125.9	Aug '16	125.9	131.2	125.9
Jul '16	127.9	-	127.9	Jul '16	127.9	138.9	127.9

Retail Motor Fuel Prices — Dawson City & Destruction Bay

	Dawson City Self-serve			Full-serve		Destruction Bay Self-serve			Full-serve
	regular	premium	diesel	propane		regular	premium	diesel	propane
31-Jul-19	153.9	168.4	151.0	135.0	31-Jul-19	144.9	158.9	144.9	136.9
17-Jul-19	159.9	167.4	160.2	135.0	17-Jul-19	148.9	162.9	142.9	136.9
3-Jul-19	151.0	166.1	150.8	135.0	3-Jul-19	143.9	156.9	140.9	136.9
19-Jun-19	158.3	164.8	158.4	135.0	19-Jun-19	n/a	n/a	n/a	n/a
5-Jun-19	152.7	169.4	154.1	135.0	5-Jun-19	149.9	162.9	147.9	136.9
21-May-19	161.4	168.4	164.4	135.0	21-May-19	150.9	163.9	149.9	136.9
8-May-19	153.4	168.4	157.4	135.0	8-May-19	n/a	n/a	n/a	n/a
24-Apr-19	151.2	169.9	154.9	n/a	24-Apr-19	n/a	n/a	n/a	n/a
10-Apr-19	150.2	166.8	156.9	n/a	10-Apr-19	n/a	n/a	n/a	n/a
27-Mar-19	144.8	160.5	156.6	n/a	27-Mar-19	n/a	n/a	n/a	n/a
13-Mar-19	137.9	155.9	151.9	n/a	13-Mar-19	140.9	153.9	149.9	136.9
27-Feb-19	137.2	153.9	149.9	n/a	27-Feb-19	n/a	n/a	n/a	n/a
13-Feb-19	139.4	152.9	150.5	n/a	13-Feb-19	130.9	143.9	144.9	136.9
30-Jan-19	134.6	146.1	147.0	n/a	30-Jan-19	128.9	141.9	143.9	136.9
16-Jan-19	134.1	144.4	145.2	n/a	16-Jan-19	128.9	141.9	144.9	136.9
2-Jan-19	139.6	164.9	152.2	n/a	2-Jan-19	142.9	155.9	156.9	136.9
19-Dec-18	135.4	164.9	147.7	n/a	19-Dec-18	142.9	155.9	156.9	136.9
5-Dec-18	142.6	174.0	154.2	n/a	5-Dec-18	142.9	155.9	156.9	140.0
21-Nov-18	152.6	174.0	153.5	n/a	21-Nov-18	145.9	158.9	154.9	140.0
7-Nov-18	158.2	172.0	154.9	135.0	7-Nov-18	145.9	158.9	153.9	140.0
24-Oct-18	154.6	172.0	151.7	135.0	24-Oct-18	152.9	165.9	156.9	140.0
10-Oct-18	154.6	172.0	151.8	135.0	10-Oct-18	153.9	166.9	157.9	136.9
26-Sep-18	154.6	172.0	151.8	135.0	26-Sep-18	155.9	168.9	150.9	136.9
12-Sep-18	154.6	172.0	150.6	135.0	12-Sep-18	n/a	n/a	n/a	n/a
29-Aug-18	154.6	172.0	150.6	135.0	29-Aug-18	152.9	165.9	149.9	136.9
15-Aug-18	154.6	172.0	150.6	135.0	15-Aug-18	151.9	164.9	148.9	136.9
1-Aug-18	154.6	170.2	150.6	135.0	1-Aug-18	154.9	167.9	147.9	136.9
18-Jul-18	154.6	172.0	150.6	135.0	18-Jul-18	151.9	164.9	147.9	136.9
4-Jul-18	154.6	172.0	150.3	135.0	4-Jul-18	156.9	169.9	151.9	136.9
Jun '18	154.6	172.0	150.3	135.0	Jun '18	155.4	163.4	153.9	136.9
May '18	153.3	163.4	149.7	135.0	May '18	154.4	166.9	149.9	140.0
Apr '18	142.6	152.7	142.2	135.0	Apr '18	150.4	160.4	145.4	135.0
Mar '18	130.7	149.5	138.8	n/a	Mar '18	139.4	152.4	144.9	126.9
Feb '18	133.6	148.2	139.9	135.0	Feb '18	135.9	148.9	146.9	126.9
Jan '18	130.9	146.5	134.8	135.0	Jan '18	135.2	148.6	147.9	126.9
Dec '17	134.0	151.1	135.0	135.0	Dec '17	132.9	145.9	144.4	126.9
Nov '17	140.9	148.7	145.8	135.0	Nov '17	137.4	150.4	143.4	126.9
Oct '17	134.7	143.2	136.3	135.0	Oct '17	129.9	142.9	137.9	126.9
Sep '17	136.2	144.7	135.9	135.0	Sep '17	128.9	141.9	127.9	126.9
Aug '17	129.7	136.5	131.7	135.0	Aug '17	128.4	140.9	124.4	126.9
Jul '17	131.0	138.2	134.2	135.0	Jul '17	123.4	134.9	119.9	126.9
Jun '17	134.2	140.2	134.9	135.0	Jun '17	120.9	132.9	122.9	126.9
May '17	135.7	141.7	137.8	135.0	May '17	127.9	137.9	125.9	128.5
Apr '17	135.7	141.7	137.8	135.0	Apr '17	132.9	142.9	128.9	126.9
Mar '17	135.7	141.7	137.8	135.3	Mar '17	126.9	136.9	129.9	126.9
Feb '17	136.1	142.6	140.8	135.0	Feb '17	128.9	138.9	128.9	128.5
Jan '17	132.5	139.5	142.8	n/a	Jan '17	131.4	141.4	127.9	126.9
Dec '16	134.2	139.4	131.9	135.0	Dec '16	126.4	134.9	128.4	126.9
Nov '16	134.4	141.4	131.9	135.0	Nov '16	122.9	132.9	128.9	128.5
Oct '16	136.2	143.2	131.9	135.0	Oct '16	128.9	138.9	129.9	128.5
Sep '16	137.2	143.2	131.9	135.0	Sep '16	124.4	134.4	122.9	126.9
Aug '16	137.2	143.2	131.9	135.0	Aug '16	126.6	136.6	120.9	127.9
Jul '16	136.2	143.0	131.9	135.0	Jul '16	125.4	135.4	122.9	126.9

Retail Motor Fuel Prices — Eagle Plains & Faro

	Eagle Plains					Faro			
	Eagle Plains Self-Serve			Full-serve propane		Faro Self-Serve			
	regular	premium	diesel			regular	premium	diesel	
31-Jul-19	170.0	-	161.0	144.0	31-Jul-19	n/a	-	n/a	
17-Jul-19	170.0	-	161.0	144.0	17-Jul-19	154.3	-	157.3	
3-Jul-19	170.0	-	166.0	144.0	3-Jul-19	154.3	-	157.3	
19-Jun-19	165.0	-	160.0	140.0	19-Jun-19	149.9	-	151.9	
5-Jun-19	165.0	-	160.0	140.0	5-Jun-19	149.9	-	151.9	
21-May-19	165.0	-	160.0	140.0	21-May-19	153.9	-	155.9	
8-May-19	165.0	-	160.0	140.0	8-May-19	153.9	-	155.9	
24-Apr-19	165.0	-	160.0	140.0	24-Apr-19	148.9	-	152.9	
10-Apr-19	165.0	-	155.0	140.0	10-Apr-19	144.9	-	148.9	
27-Mar-19	165.0	-	155.0	140.0	27-Mar-19	140.9	-	148.9	
13-Mar-19	165.0	-	155.0	140.0	13-Mar-19	130.9	-	145.9	
27-Feb-19	165.0	-	155.0	140.0	27-Feb-19	130.9	-	145.9	
13-Feb-19	165.0	-	155.0	140.0	13-Feb-19	130.9	-	145.9	
30-Jan-19	165.0	-	155.0	140.0	30-Jan-19	130.9	-	145.9	
16-Jan-19	165.0	-	155.0	140.0	16-Jan-19	n/a	-	n/a	
2-Jan-19	n/a	-	n/a	n/a	2-Jan-19	130.9	-	145.9	
19-Dec-18	155.0	-	155.0	140.0	19-Dec-18	130.9	-	145.9	
5-Dec-18	155.0	-	155.0	140.0	5-Dec-18	145.9	-	159.5	
21-Nov-18	155.0	-	155.0	140.0	21-Nov-18	n/a	-	n/a	
7-Nov-18	155.0	-	155.0	140.0	7-Nov-18	154.9	-	142.5	
24-Oct-18	155.0	-	155.0	140.0	24-Oct-18	n/a	-	n/a	
10-Oct-18	165.0	-	160.0	140.0	10-Oct-18	154.9	-	142.5	
26-Sep-18	165.0	-	155.0	140.0	26-Sep-18	154.9	-	142.5	
12-Sep-18	n/a	-	n/a	n/a	12-Sep-18	154.9	-	142.5	
29-Aug-18	165.0	-	155.0	140.0	29-Aug-18	154.9	-	142.5	
15-Aug-18	165.0	-	155.0	140.0	15-Aug-18	159.9	-	149.5	
1-Aug-18	155.0	-	155.0	140.0	1-Aug-18	159.9	-	149.5	
18-Jul-18	160.0	-	155.0	140.0	18-Jul-18	n/a	-	n/a	
4-Jul-18	160.0	-	155.0	140.0	4-Jul-18	154.9	-	152.5	
Jun '18	n/a	-	n/a	n/a	Jun '18	153.9	-	153.5	
May '18	n/a	-	n/a	n/a	May '18	151.9	-	150.5	
Apr '18	n/a	-	n/a	n/a	Apr '18	139.9	-	145.5	
Mar '18	145.0	-	150.0	140.0	Mar '18	134.5	-	142.9	
Feb '18	145.0	-	150.0	140.0	Feb '18	134.7	-	138.9	
Jan '18	145.0	-	143.3	140.0	Jan '18	138.0	-	134.8	
Dec '17	145.0	-	142.5	140.0	Dec '17	139.9	-	134.5	
Nov '17	145.0	-	142.5	140.0	Nov '17	n/a	-	n/a	
Oct '17	145.0	-	140.0	140.0	Oct '17	n/a	-	n/a	
Sep '17	145.0	-	140.0	140.0	Sep '17	128.2	-	129.9	
Aug '17	145.0	-	143.3	140.0	Aug '17	127.9	-	132.9	
Jul '17	145.0	-	142.5	140.0	Jul '17	127.0	-	127.0	
Jun '17	145.0	-	142.5	140.0	Jun '17	127.9	-	132.9	
May '17	145.0	-	145.0	140.0	May '17	127.9	-	132.9	
Apr '17	145.0	-	140.0	140.0	Apr '17	127.9	-	132.9	
Mar '17	145.0	-	140.0	140.0	Mar '17	125.9	-	130.9	
Feb '17	145.0	-	140.0	140.0	Feb '17	124.9	-	129.9	
Jan '17	145.0	-	140.0	140.0	Jan '17	124.9	-	129.9	
Dec '16	145.0	-	140.0	140.0	Dec '16	124.9	-	123.9	
Nov '16	145.0	-	142.5	140.0	Nov '16	124.9	-	123.9	
Oct '16	145.0	-	145.0	140.0	Oct '16	124.9	-	123.9	
Sep '16	145.0	-	145.0	140.0	Sep '16	n/a	-	n/a	
Aug '16	145.0	-	143.3	140.0	Aug '16	126.9	-	125.9	
Jul '16	145.0	-	142.5	140.0	Jul '16	133.5	-	129.5	

Retail Motor Fuel Prices — Haines Junction

	Self-serve			Full-serve
	regular	premium	diesel	propane
31-Jul-19	147.6	155.9	148.2	n/a
17-Jul-19	147.6	155.9	148.2	n/a
3-Jul-19	144.2	153.4	144.9	n/a
19-Jun-19	142.3	155.4	144.5	n/a
5-Jun-19	142.3	150.9	144.5	n/a
21-May-19	141.2	148.9	145.9	n/a
8-May-19	140.4	150.9	146.4	n/a
24-Apr-19	141.2	150.9	145.9	n/a
10-Apr-19	141.2	150.9	147.9	n/a
27-Mar-19	138.2	141.4	141.9	n/a
13-Mar-19	128.9	136.9	139.6	n/a
27-Feb-19	128.9	136.9	139.9	n/a
13-Feb-19	128.9	136.9	139.9	n/a
30-Jan-19	128.9	136.9	139.9	n/a
16-Jan-19	128.9	136.9	139.9	n/a
2-Jan-19	128.9	136.9	139.9	n/a
19-Dec-18	130.9	136.9	141.5	n/a
5-Dec-18	142.4	142.9	146.4	n/a
21-Nov-18	146.5	152.9	148.6	n/a
7-Nov-18	149.9	157.9	148.6	n/a
24-Oct-18	149.9	157.9	148.6	n/a
10-Oct-18	147.4	157.9	145.4	100.0
26-Sep-18	146.5	157.9	144.2	100.0
12-Sep-18	146.5	157.9	144.2	100.0
29-Aug-18	146.7	157.9	144.7	n/a
15-Aug-18	148.9	157.9	148.3	n/a
1-Aug-18	146.9	158.9	144.9	100.0
18-Jul-18	147.2	157.9	140.9	100.0
4-Jul-18	147.2	157.9	144.2	100.0
Jun '18	147.8	157.9	145.4	100.0
May '18	144.7	155.4	141.8	100.0
Apr '18	132.2	142.9	136.6	100.0
Mar '18	126.7	137.2	136.5	100.0
Feb '18	124.9	133.9	135.9	100.0
Jan '18	124.6	133.9	133.8	100.0
Dec' 17	127.2	132.9	133.2	100.0
Nov '17	129.7	146.0	133.6	100.0
Oct '17	117.1	125.9	123.1	100.0
Sep '17	121.7	132.9	119.1	100.0
Aug '17	115.8	124.2	116.3	100.0
Jul '17	116.6	125.2	116.5	100.0
Jun '17	121.4	128.2	119.7	100.0
May '17	121.5	129.0	122.1	100.0
Apr '17	122.7	129.0	122.0	100.0
Mar '17	121.4	130.9	120.9	100.0
Feb '17	123.0	130.9	121.5	100.0
Jan '17	122.3	130.9	119.5	100.0
Dec '16	113.9	122.4	116.1	100.0
Nov '16	116.9	124.2	116.9	100.0
Oct '16	118.9	126.4	116.9	100.0
Sep '16	117.3	126.4	115.9	100.0
Aug '16	119.3	126.4	115.5	100.3
Jul '16	122.7	130.4	113.5	100.0

Retail Motor Fuel Prices — Jake's Corner

	Self-serve			Full-serve
	regular	premium	diesel	propane
31-Jul-19	142.9	156.0	147.9	-
17-Jul-19	142.9	156.0	147.9	-
3-Jul-19	142.9	156.0	147.9	-
19-Jun-19	137.9	151.0	142.9	-
5-Jun-19	137.9	151.0	142.9	-
21-May-19	137.9	151.0	142.9	-
8-May-19	137.9	151.0	142.9	-
24-Apr-19	137.9	151.0	142.9	-
10-Apr-19	137.9	151.0	145.9	-
27-Mar-19	132.9	146.0	145.9	-
13-Mar-19	132.9	144.0	145.9	-
27-Feb-19	127.9	137.9	143.0	-
13-Feb-19	127.9	137.9	143.0	-
30-Jan-19	127.9	137.9	143.0	-
16-Jan-19	127.9	137.9	143.0	-
2-Jan-19	127.9	137.9	143.0	-
19-Dec-18	127.9	137.9	143.0	-
5-Dec-18	127.9	137.9	143.0	-
21-Nov-18	142.0	155.9	142.0	-
7-Nov-18	147.8	155.9	141.4	-
24-Oct-18	147.8	155.9	141.4	-
10-Oct-18	147.8	155.9	141.4	-
26-Sep-18	147.8	155.9	141.4	-
12-Sep-18	147.8	155.9	141.4	-
29-Aug-18	147.8	155.9	137.9	-
15-Aug-18	147.8	155.9	137.9	-
1-Aug-18	147.8	155.9	137.9	n/a
18-Jul-18	147.8	155.9	137.9	n/a
4-Jul-18	147.8	155.9	137.9	n/a
Jun '18	147.8	155.9	137.9	n/a
May '18	145.3	151.4	137.9	n/a
Apr '18	132.8	140.9	132.9	n/a
Mar '18	n/a	n/a	n/a	n/a
Feb '18	n/a	n/a	n/a	n/a
Jan '18	n/a	n/a	n/a	n/a
Dec '17	n/a	n/a	n/a	n/a
Nov '17	n/a	n/a	n/a	n/a
Oct '17	n/a	n/a	n/a	n/a
Sep '17	n/a	n/a	n/a	n/a
Aug '17	112.8	126.8	113.8	115.0
Jul '17	112.8	126.8	113.8	107.5
Jun '17	116.8	129.8	116.8	115.0
May '17	118.3	129.8	118.3	107.5
Apr '17	119.8	129.8	124.8	100.0
Mar '17	119.8	129.8	124.8	115.0
Feb '17	119.8	129.8	124.8	115.0
Jan '17	117.8	129.8	124.8	115.0
Dec '16	115.8	129.8	124.8	115.0
Nov '16	115.8	129.8	124.8	115.0
Oct '16	117.8	129.8	124.8	115.0
Sep '16	115.8	129.8	114.8	115.0
Aug '16	115.8	129.8	114.8	115.0
Jul '16	118.8	129.8	114.8	115.0

Retail Motor Fuel Prices — Mayo

	Self-serve			Full-serve	
	regular	premium	diesel	regular	diesel
31-Jul-19	148.4	-	148.3	-	-
17-Jul-19	n/a	-	n/a	-	-
3-Jul-19	144.0	-	142.9	-	-
19-Jun-19	n/a	-	n/a	-	-
5-Jun-19	144.0	-	145.9	-	-
21-May-19	n/a	-	n/a	-	-
8-May-19	146.9	-	151.9	-	-
24-Apr-19	146.9	-	151.9	-	-
10-Apr-19	146.9	-	154.9	-	-
27-Mar-19	141.9	-	154.9	-	-
13-Mar-19	133.9	-	144.9	-	-
27-Feb-19	133.9	-	144.9	-	-
13-Feb-19	133.9	-	144.9	-	-
30-Jan-19	133.9	-	144.9	-	-
16-Jan-19	133.9	-	144.9	-	-
2-Jan-19	128.9	-	140.9	-	-
19-Dec-18	122.7	-	134.1	-	-
5-Dec-18	128.9	-	143.9	-	-
21-Nov-18	143.9	-	142.9	-	-
7-Nov-18	149.9	-	139.9	-	-
24-Oct-18	142.0	-	133.0	-	-
10-Oct-18	144.7	-	135.1	-	-
26-Sep-18	144.7	-	135.1	-	-
12-Sep-18	144.7	-	135.1	-	-
29-Aug-18	144.7	-	135.1	-	-
15-Aug-18	144.7	-	135.1	-	-
1-Aug-18	144.7	-	135.1	n/a	n/a
18-Jul-18	144.7	-	135.1	n/a	n/a
4-Jul-18	144.7	-	135.1	n/a	n/a
Jun '18	144.7	-	135.1	n/a	n/a
May '18	149.4	-	141.9	n/a	n/a
Apr '18	138.4	-	136.5	n/a	n/a
Mar '18	126.1	-	129.9	n/a	n/a
Feb '18	124.9	-	133.2	n/a	n/a
Jan '18	123.8	-	127.7	n/a	n/a
Dec '17	127.3	-	126.8	n/a	n/a
Nov '17	132.3	-	127.1	n/a	n/a
Oct '17	116.1	-	117.6	n/a	n/a
Sep '17	120.1	-	106.1	n/a	n/a
Aug '17	112.7	-	112.2	122.9	119.6
Jul '17	112.3	-	113.2	125.9	117.4
Jun '17	114.7	-	112.8	128.9	123.9
May '17	119.9	-	114.2	128.9	123.9
Apr '17	119.9	-	114.2	128.9	123.9
Mar '17	119.9	-	114.2	128.9	123.9
Feb '17	119.9	-	111.3	128.9	123.9
Jan '17	119.9	-	111.3	128.9	123.9
Dec '16	117.9	-	113.9	128.9	123.9
Nov '16	121.9	-	113.9	128.9	123.9
Oct '16	126.4	-	119.9	128.9	123.9
Sep '16	123.9	-	115.9	128.9	123.9
Aug '16	124.9	-	115.6	128.9	123.9
Jul '16	126.9	-	116.9	132.4	123.9

* Mayo full-serve station burnt down in early September 2017.

Retail Motor Fuel Prices — Pelly Crossing & Ross River

	Pelly Crossing Self-serve		
	regular	Premium	diesel
31-Jul-19	151.9	157.9	146.9
17-Jul-19	151.9	157.9	146.9
3-Jul-19	151.9	157.9	146.9
19-Jun-19	151.9	157.9	146.9
5-Jun-19	151.9	157.9	146.9
21-May-19	151.9	157.9	146.9
8-May-19	151.9	157.9	146.9
24-Apr-19	147.9	153.9	142.9
10-Apr-19	n/a	n/a	n/a
27-Mar-19	n/a	n/a	n/a
13-Mar-19	130.9	136.9	125.9
27-Feb-19	130.9	136.9	125.9
13-Feb-19	130.9	136.9	125.9
30-Jan-19	130.9	136.9	125.9
16-Jan-19	139.4	140.9	129.9
2-Jan-19	134.9	140.9	n/a
19-Dec-18	134.9	140.9	129.9
5-Dec-18	146.9	152.9	141.9
21-Nov-18	153.9	-	148.9
7-Nov-18	153.9	-	148.9
24-Oct-18	153.9	159.9	148.9
10-Oct-18	153.9	159.9	148.9
26-Sep-18	153.9	159.9	148.9
12-Sep-18	153.9	159.9	148.9
29-Aug-18	153.9	159.9	148.9
15-Aug-18	153.9	159.9	148.9
1-Aug-18	153.9	157.9	148.9
18-Jul-18	153.9	157.9	148.9
4-Jul-18	153.9	159.9	148.9
Jun '18	n/a	-	146.5
May '18	148.9	-	148.4
Apr '18	134.4	-	141.7
Mar '18	130.9	-	137.5
Feb '18	130.9	-	137.5
Jan '18	134.9	-	137.5
Dec '17	136.9	-	137.5
Nov '17	133.2	-	137.5
Oct '17	129.5	-	126.5
Sep '17	129.5	-	126.5
Aug '17	122.0	-	122.0
Jul '17	125.0	-	125.0
Jun '17	127.9	-	127.9
May '17	127.9	-	127.9
Apr '17	125.9	-	127.9
Mar '17	122.6	-	127.9
Feb '17	120.9	-	128.9
Jan '17	119.9	-	129.9
Dec '16	119.9	-	129.9
Nov '16	128.9	-	129.9
Oct '16	128.9	-	126.9
Sep '16	129.4	-	129.9
Aug '16	125.9	-	126.3
Jul '16	137.0	-	128.0

	Ross River Self-serve	
	regular	diesel
31-Jul-19	154.9	158.4
17-Jul-19	152.9	155.9
3-Jul-19	152.9	155.9
19-Jun-19	152.9	155.9
5-Jun-19	147.9	153.9
21-May-19	147.9	153.9
8-May-19	147.9	153.9
24-Apr-19	147.9	153.9
10-Apr-19	142.9	150.9
27-Mar-19	139.9	147.9
13-Mar-19	129.9	144.9
27-Feb-19	129.9	144.9
13-Feb-19	129.9	144.9
30-Jan-19	n/a	n/a
16-Jan-19	129.9	144.9
2-Jan-19	n/a	n/a
19-Dec-18	129.9	144.9
5-Dec-18	144.9	158.9
21-Nov-18	144.9	168.9
7-Nov-18	156.9	154.5
24-Oct-18	156.9	154.5
10-Oct-18	156.9	154.5
26-Sep-18	156.9	154.5
12-Sep-18	156.9	154.5
29-Aug-18	156.9	154.5
15-Aug-18	156.9	154.5
1-Aug-18	154.9	152.9
18-Jul-18	154.9	152.9
4-Jul-18	149.9	152.9
Jun '18	149.9	152.9
May '18	144.9	149.4
Apr '18	137.4	143.9
Mar '18	134.9	141.9
Feb '18	139.9	139.9
Jan '18	136.6	138.2
Dec '17	139.9	139.9
Nov '17	132.4	132.4
Oct '17	129.9	129.9
Sep '17	129.9	129.9
Aug '17	129.9	129.9
Jul '17	129.9	129.9
Jun '17	129.9	129.9
May '17	129.9	129.9
Apr '17	129.9	129.9
Mar '17	129.9	129.9
Feb '17	129.9	129.9
Jan '17	129.9	127.9
Dec '16	129.9	127.9
Nov '16	130.9	126.4
Oct '16	131.1	124.9
Sep '16	131.1	124.9
Aug '16	127.3	118.0
Jul '16	125.1	104.6

Retail Motor Fuel Prices — Stewart Crossing

	Self-Serve		
	regular	premium	diesel
31-Jul-19	152.9	158.9	150.9
17-Jul-19	152.9	158.9	150.9
3-Jul-19	152.9	158.9	151.5
19-Jun-19	147.9	153.9	145.9
5-Jun-19	147.9	153.9	145.9
21-May-19	147.9	153.9	145.9
8-May-19	n/a	n/a	n/a
24-Apr-19	147.9	148.9	149.9
10-Apr-19	n/a	n/a	n/a
27-Mar-19	n/a	n/a	n/a
13-Mar-19	134.9	140.9	145.9
27-Feb-19	134.9	140.9	145.9
13-Feb-19	134.9	140.9	145.9
30-Jan-19	134.9	140.9	145.9
16-Jan-19	134.9	140.9	145.9
2-Jan-19	134.9	140.9	145.9
19-Dec-18	134.9	140.9	145.9
5-Dec-18	134.9	140.9	150.9
21-Nov-18	149.9	155.9	150.9
7-Nov-18	154.9	160.9	150.9
24-Oct-18	154.9	160.9	150.9
10-Oct-18	154.9	160.9	150.9
26-Sep-18	154.9	160.9	150.9
12-Sep-18	154.9	160.9	150.9
29-Aug-18	154.9	160.9	150.9
15-Aug-18	154.9	160.9	150.9
1-Aug-18	154.9	160.9	150.9
18-Jul-18	n/a	n/a	n/a
4-Jul-18	154.9	160.9	150.9
Jun '18	154.9	160.9	150.9
May '18	152.4	158.4	148.4
Apr '18	139.9	145.9	139.9
Mar '18	130.4	136.9	139.9
Feb '18	130.9	136.9	139.9
Jan '18	130.9	133.6	137.6
Dec '17	134.4	139.4	132.9
Nov '17	139.9	145.9	132.9
Oct '17	122.9	128.9	126.4
Sep '17	129.9	132.4	119.9
Aug '17	120.9	126.9	119.9
Jul '17	121.9	127.9	122.9
Jun '17	125.4	131.4	123.4
May '17	126.9	132.9	123.9
Apr '17	129.9	135.9	125.9
Mar '17	129.9	135.9	125.9
Feb '17	129.9	135.9	125.9
Jan '17	129.9	135.9	125.9
Dec '16	121.9	127.9	119.9
Nov '16	123.9	129.9	119.9
Oct '16	125.9	131.9	118.9
Sep '16	125.9	131.9	117.9
Aug '16	125.9	131.9	117.9
Jul '16	127.9	133.9	117.9

Retail Motor Fuel Prices — Teslin

	Self-serve			Full-serve
	regular	premium	diesel	propane
31-Jul-19	146.9	156.9	154.9	110.0
17-Jul-19	146.9	156.9	154.9	n/a
3-Jul-19	144.4	156.9	151.9	n/a
19-Jun-19	141.9	151.9	148.9	n/a
5-Jun-19	141.9	151.9	148.9	n/a
21-May-19	141.9	n/a	148.9	110.0
8-May-19	141.9	n/a	148.9	n/a
24-Apr-19	141.9	151.9	148.9	110.0
10-Apr-19	141.9	n/a	148.9	110.0
27-Mar-19	136.9	n/a	148.9	110.0
13-Mar-19	133.4	n/a	143.9	110.0
27-Feb-19	126.9	n/a	138.6	110.0
13-Feb-19	131.9	n/a	143.9	110.0
30-Jan-19	131.9	n/a	143.9	110.0
16-Jan-19	132.4	142.9	144.4	110.0
2-Jan-19	132.4	142.9	144.4	110.0
19-Dec-18	131.9	141.9	143.9	110.0
5-Dec-18	127.4	132.9	139.4	110.0
21-Nov-18	138.5	142.8	140.5	110.0
7-Nov-18	148.9	158.9	145.9	112.5
24-Oct-18	148.9	158.9	145.9	112.5
10-Oct-18	148.9	158.9	145.9	112.5
26-Sep-18	148.9	158.9	141.9	112.5
12-Sep-18	148.9	158.9	141.9	114.9
29-Aug-18	148.9	158.9	141.9	112.5
15-Aug-18	148.9	158.9	141.9	112.5
1-Aug-18	148.9	158.9	141.9	112.5
18-Jul-18	148.9	158.9	141.9	112.5
4-Jul-18	148.9	158.9	141.9	112.5
Jun '18	148.9	158.9	141.9	112.5
May '18	146.4	153.9	141.9	112.5
Apr '18	133.9	143.9	135.9	112.5
Mar '18	129.9	141.9	136.9	112.5
Feb '18	129.9	139.9	139.9	112.5
Jan '18	130.9	140.9	134.2	108.8
Dec '17	132.9	142.9	133.9	107.0
Nov '17	128.2	136.4	131.4	107.0
Oct '17	118.9	128.9	124.4	107.0
Sep '17	123.9	133.9	119.9	107.0
Aug '17	117.9	127.9	115.9	104.7
Jul '17	119.2	129.4	117.4	101.0
Jun '17	120.4	130.9	117.9	101.0
May '17	122.2	132.4	119.4	102.0
Apr '17	121.9	129.9	119.9	102.0
Mar '17	123.9	130.6	119.9	102.0
Feb '17	123.9	133.9	119.9	102.0
Jan '17	121.7	129.4	117.7	102.0
Dec '16	115.9	125.9	115.9	102.0
Nov '16	118.9	129.9	117.4	102.0
Oct '16	119.9	129.9	117.9	102.0
Sep '16	119.9	129.9	112.9	102.0
Aug '16	119.9	129.9	112.9	102.2
Jul '16	123.2	131.9	113.2	101.3

Retail Motor Fuel Prices — Watson Lake

	Self-serve			Full-serve	
	regular	premium	diesel	diesel	propane
31-Jul-19	140.6	148.9	142.2	-	110.9
17-Jul-19	142.7	149.9	144.4	-	110.9
3-Jul-19	140.2	148.9	141.9	-	110.9
19-Jun-19	141.7	147.9	144.2	-	110.9
5-Jun-19	138.6	147.9	140.9	-	110.9
21-May-19	138.4	148.9	141.9	-	n/a
8-May-19	136.6	148.9	140.6	-	n/a
24-Apr-19	136.6	148.9	142.2	-	109.0
10-Apr-19	134.6	145.9	142.2	-	n/a
27-Mar-19	129.9	141.9	142.2	-	n/a
13-Mar-19	122.9	134.9	138.2	-	110.9
27-Feb-19	122.9	134.9	138.2	-	110.9
13-Feb-19	122.9	134.9	135.6	-	110.9
30-Jan-19	122.9	134.9	136.6	-	110.9
16-Jan-19	122.9	134.9	136.6	-	110.9
2-Jan-19	121.9	134.9	135.6	-	110.9
19-Dec-18	124.4	134.9	136.5	-	110.9
5-Dec-18	125.6	134.9	139.6	-	110.9
21-Nov-18	141.9	147.9	145.9	-	110.9
7-Nov-18	141.9	154.9	139.2	-	110.9
24-Oct-18	140.4	154.9	137.6	-	110.9
10-Oct-18	143.3	154.9	141.1	-	110.9
26-Sep-18	142.8	152.9	140.7	-	110.9
12-Sep-18	143.6	152.9	140.7	-	110.9
29-Aug-18	141.8	152.9	138.4	-	n/a
15-Aug-18	142.8	152.9	140.7	-	110.9
1-Aug-18	141.8	152.9	138.4	-	n/a
18-Jul-18	142.6	152.9	139.9	-	110.9
4-Jul-18	141.8	152.9	147.4	-	n/a
Jun '18	141.2	152.4	138.5	-	110.9
May '18	139.1	148.7	135.5	-	110.9
Apr '18	128.2	139.9	129.2	-	110.9
Mar '18	118.9	134.9	127.0	-	110.9
Feb '18	116.0	134.9	127.7	-	105.9
Jan '18	116.7	134.9	127.4	-	105.9
Dec '17	118.9	134.9	125.0	-	105.9
Nov '17	123.4	137.9	127.7	-	105.9
Oct '17	116.7	132.8	121.4	-	105.9
Sep '17	119.4	129.4	120.2	-	105.9
Aug '17	116.0	131.6	116.0	-	105.6
Jul '17	116.1	131.4	115.7	-	105.7
Jun '17	117.2	133.7	117.5	-	105.9
May '17	119.3	134.4	119.9	-	105.9
Apr '17	122.4	-	121.4	-	105.9
Mar '17	110.9	-	116.9	-	105.9
Feb '17	115.9	-	117.4	-	105.9
Jan '17	116.4	-	116.9	-	115.4
Dec '16	106.9	-	112.9	-	105.9
Nov '16	123.4	-	124.4	-	105.9
Oct '16	121.4	-	121.9	-	105.9
Sep '16	116.7	119.9	115.6	-	105.9
Aug '16	116.1	120.2	114.0	-	105.9
Jul '16	120.1	122.4	116.9	-	105.9

Residential Fuel Prices in Yukon

Average Prices as of July 31, 2019

	Residential Heating Fuels			% Change Jul 18, 2018 to Jul 31, 2019		
	Furnace Oil	Arctic Stove Oil	Propane (500-gallon tank cost)	Furnace Oil	Arctic Stove Oil	Propane (500-gallon tank cost)
Whitehorse	125.3	127.1	109.5	5.6%	2.3%	14.9%
Beaver Creek	130.5	130.5	-	n/a	-9.4%	-
Burwash Landing	125.2	128.4	-	n/a	3.6%	-
Carcross	126.2	127.8	-	n/a	-4.3%	-
Carmacks	124.2	132.2	124.2	n/a	n/a	12.9%
Dawson City	135.7	136.1	124.2	2.6%	-3.7%	12.9%
Destruction Bay	125.2	128.4	-	n/a	n/a	-
Faro	126.3	129.4	124.2	n/a	n/a	12.9%
Haines Junction	127.2	128.8	124.2	n/a	-1.9%	12.9%
Marsh Lake	126.2	127.8	-	n/a	n/a	-
Mayo	135.5	136.2	124.2	0.0%	-4.7%	12.9%
Pelly Crossing	127.8	133.0	-	n/a	n/a	-
Ross River	146.0	129.9	124.2	-2.4%	n/a	12.9%
Stewart Crossing	125.7	128.9	-	n/a	n/a	-
Tagish	126.2	127.8	-	n/a	-4.3%	-
Teslin	127.2	128.8	124.2	n/a	n/a	12.9%
Watson Lake	127.3	130.5	124.2	n/a	n/a	12.9%

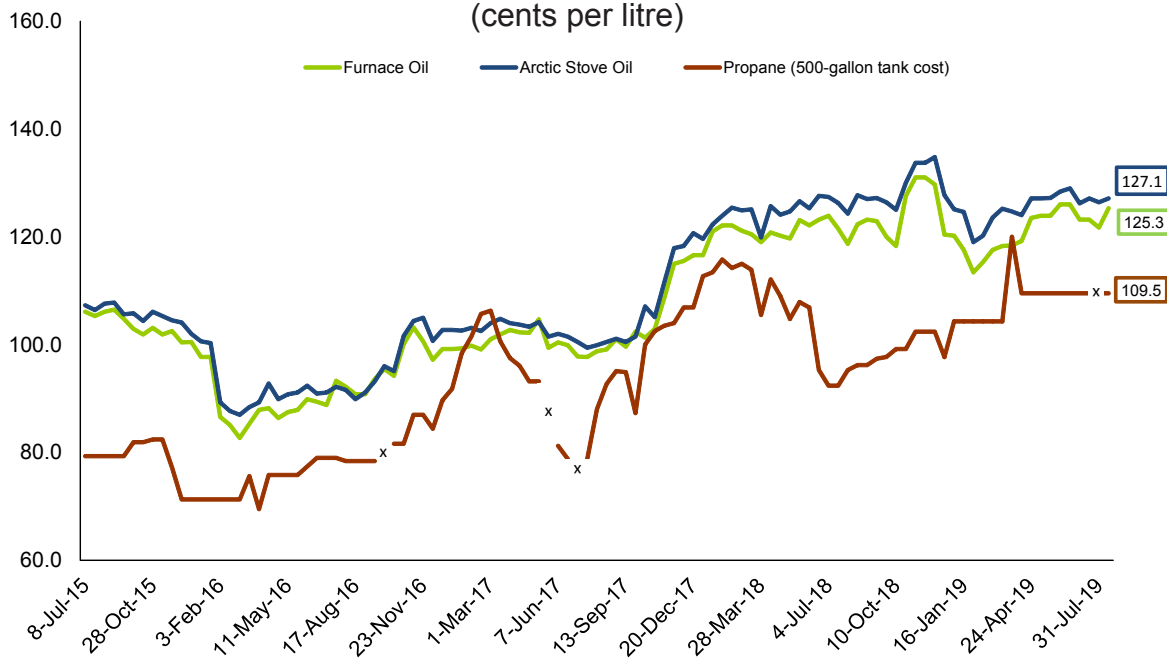
Notes: All prices are Canadian cents per litre, including all applicable taxes.
 "-" indicates this service was not available in this community at this time.
 "n/a" indicates this information was not available for the reporting period.

Comparing July 31, 2019 to July 18, 2018, prices of furnace oil decreased in Ross River; increased in Dawson City and Whitehorse; and remained the same in Mayo. Prices data for all other communities were unavailable. The largest percentage increase was in Whitehorse, up 5.6%.

Decreases were also reported for Arctic stove oil prices in all Yukon communities with the exceptions of Whitehorse and Burwash Landing. The largest percentage decrease was in Beaver Creek, down 9.4%.

Increases were reported for average prices of propane (500 gallon tank) in all Yukon communities. The largest percentage increase was in Whitehorse, up 14.9%.

Average Residential Bi-weekly Heating Fuel Prices, Whitehorse
 July 2015 - July 2019
 (cents per litre)



Residential Heating Fuel Prices — Whitehorse

	Furnace Oil	Arctic Stove Oil	Propane (500-gallon tank cost)
31-Jul-19	125.3	127.1	109.5
17-Jul-19	121.7	126.4	n/a
3-Jul-19	123.2	127.1	109.5
19-Jun-19	123.2	126.2	109.5
5-Jun-19	126.0	129.0	109.5
21-May-19	126.0	128.4	109.5
8-May-19	123.9	127.2	109.5
24-Apr-19	123.9	127.1	109.5
10-Apr-19	123.5	127.1	109.5
27-Mar-19	119.2	124.0	109.5
13-Mar-19	118.4	124.7	120.0
27-Feb-19	118.3	125.2	104.3
13-Feb-19	117.6	123.6	104.3
30-Jan-19	115.3	120.2	104.3
16-Jan-19	113.4	119.0	104.3
2-Jan-19	117.6	124.6	104.3
19-Dec-18	120.2	125.1	104.3
5-Dec-18	120.4	127.7	97.7
21-Nov-18	129.7	134.8	102.4
7-Nov-18	131.0	133.7	102.4
24-Oct-18	131.0	133.7	102.4
10-Oct-18	127.6	130.0	99.2
26-Sep-18	118.3	125.0	99.2
12-Sep-18	120.0	126.4	97.7
29-Aug-18	122.9	127.2	97.4
15-Aug-18	123.2	127.0	96.2
1-Aug-18	122.3	127.7	96.2
18-Jul-18	118.7	124.3	95.3
4-Jul-18	121.5	126.3	92.4
Jun '18	123.6	127.5	93.9
May '18	122.6	126.0	107.4
Apr '18	120.0	124.4	106.9
Mar '18	119.9	122.8	108.8
Feb '18	120.8	125.0	114.5
Jan '18	121.7	123.9	114.5
Dec '17	116.6	120.2	109.8
Nov '17	115.3	118.1	105.5
Oct '17	105.8	108.4	103.0
Sep '17	101.9	104.3	93.7
Aug '17	99.9	100.7	94.2
Jul '17	98.3	99.7	83.4
Jun '17	98.9	101.0	78.8
May '17	99.9	101.8	81.2
Apr '17	103.5	103.8	93.2
Mar '17	102.3	104.2	98.1
Feb '17	100.1	103.3	106.0
Jan '17	99.6	102.9	100.0
Dec '16	99.2	102.7	90.8
Nov '16	98.9	102.9	85.7
Oct '16	101.7	103.0	84.3
Sep '16	94.9	95.6	81.6
Aug '16	91.7	91.4	78.4
Jul '16	92.8	91.9	78.7

Residential Heating Fuel Prices — Beaver Creek

	Furnace Oil	Arctic Stove Oil	Propane (500-gallon tank cost)
31-Jul-19	130.5	130.5	-
17-Jul-19	127.3	130.5	-
3-Jul-19	135.0	139.2	-
19-Jun-19	135.0	139.2	-
5-Jun-19	135.0	139.2	-
21-May-19	135.0	139.2	-
8-May-19	n/a	n/a	-
24-Apr-19	135.0	139.2	-
10-Apr-19	131.9	136.1	-
27-Mar-19	131.9	136.1	-
13-Mar-19	131.9	136.1	-
27-Feb-19	131.9	136.1	-
13-Feb-19	127.7	130.8	-
30-Jan-19	123.5	126.6	-
16-Jan-19	123.5	126.6	-
2-Jan-19	123.5	126.6	-
19-Dec-18	134.0	137.1	-
5-Dec-18	n/a	n/a	-
21-Nov-18	142.4	147.3	-
7-Nov-18	142.4	144.2	-
24-Oct-18	142.4	144.2	-
10-Oct-18	142.4	144.2	-
26-Sep-18	n/a	146.1	-
12-Sep-18	n/a	150.0	-
29-Aug-18	133.4	141.5	-
15-Aug-18	133.4	141.5	-
1-Aug-18	136.5	143.1	-
18-Jul-18	n/a	144.0	-
4-Jul-18	n/a	145.1	-
Jun '18	136.5	143.6	-
May '18	128.1	138.4	-
Apr '18	128.1	134.7	-
Mar '18	128.4	134.3	-
Feb '18	128.1	134.7	-
Jan '18	131.6	135.4	-
Dec '17	128.1	128.3	-
Nov '17	128.1	127.5	-
Oct '17	117.7	116.7	-
Sep '17	112.5	111.7	-
Aug '17	105.7	110.8	-
Jul '17	105.1	110.8	-
Jun '17	105.8	110.8	-
May '17	106.6	110.8	-
Apr '17	110.6	116.1	-
Mar '17	111.3	116.1	-
Feb '17	111.8	116.1	-
Jan '17	111.0	114.0	-
Dec '16	109.5	111.9	-
Nov '16	107.8	114.0	-
Oct '16	111.0	114.0	-
Sep '16	103.3	107.7	-
Aug '16	101.2	101.2	-
Jul '16	101.4	99.3	-

Residential Heating Fuel Prices — Burwash Landing

	Furnace Oil	Arctic Stove Oil	Propane (500 gallon tank cost)
31-Jul-19	125.2	128.4	-
17-Jul-19	125.2	131.9	-
3-Jul-19	131.3	134.9	-
19-Jun-19	131.3	134.4	-
5-Jun-19	131.3	134.4	-
21-May-19	131.3	134.4	-
8-May-19	n/a	n/a	-
24-Apr-19	131.3	134.4	-
10-Apr-19	128.1	131.3	-
27-Mar-19	128.1	132.8	-
13-Mar-19	128.1	131.3	-
27-Feb-19	128.1	131.3	-
13-Feb-19	123.9	130.7	-
30-Jan-19	119.7	129.7	-
16-Jan-19	119.7	129.7	-
2-Jan-19	119.7	122.9	-
19-Dec-18	130.2	134.9	-
5-Dec-18	n/a	136.5	-
21-Nov-18	138.6	143.3	-
7-Nov-18	138.6	139.1	-
24-Oct-18	138.6	132.8	-
10-Oct-18	138.6	141.8	-
26-Sep-18	n/a	n/a	-
12-Sep-18	n/a	n/a	-
29-Aug-18	130.2	128.6	-
15-Aug-18	130.2	128.6	-
1-Aug-18	133.4	130.2	-
18-Jul-18	n/a	123.9	-
4-Jul-18	n/a	123.9	-
Jun '18	133.4	133.4	-
May '18	125.0	127.1	-
Apr '18	125.0	126.0	-
Mar '18	125.1	126.1	-
Feb '18	125.0	127.1	-
Jan '18	128.5	128.4	-
Dec '17	125.0	127.1	-
Nov '17	125.0	127.1	-
Oct '17	114.5	112.3	-
Sep '17	107.9	109.0	-
Aug '17	104.5	107.3	-
Jul '17	104.5	107.3	-
Jun '17	104.5	107.3	-
May '17	104.5	107.3	-
Apr '17	109.2	109.7	-
Mar '17	109.2	110.6	-
Feb '17	109.2	109.7	-
Jan '17	107.1	108.7	-
Dec '16	105.0	107.6	-
Nov '16	107.1	108.7	-
Oct '16	107.1	109.0	-
Sep '16	100.8	102.1	-
Aug '16	94.2	95.7	-
Jul '16	92.4	95.1	-

Residential Heating Fuel Prices — Carcross

	Furnace Oil	Arctic Stove Oil	Propane (500 gallon tank cost)
31-Jul-19	126.2	127.8	-
17-Jul-19	126.2	127.8	-
3-Jul-19	128.7	130.3	-
19-Jun-19	128.7	130.3	-
5-Jun-19	128.7	130.3	-
21-May-19	128.7	130.3	-
8-May-19	129.2	129.2	-
24-Apr-19	128.7	130.3	-
10-Apr-19	125.1	128.2	-
27-Mar-19	120.3	122.9	-
13-Mar-19	120.3	122.9	-
27-Feb-19	120.3	122.9	-
13-Feb-19	118.2	120.8	-
30-Jan-19	116.1	118.7	-
16-Jan-19	116.1	118.7	-
2-Jan-19	120.8	124.0	-
19-Dec-18	126.1	129.2	-
5-Dec-18	117.6	131.3	-
21-Nov-18	134.5	136.9	-
7-Nov-18	134.5	134.8	-
24-Oct-18	134.5	134.8	-
10-Oct-18	133.4	132.0	-
26-Sep-18	116.6	126.1	-
12-Sep-18	n/a	136.4	-
29-Aug-18	127.2	131.6	-
15-Aug-18	127.2	131.6	-
1-Aug-18	130.3	133.2	-
18-Jul-18	n/a	133.5	-
4-Jul-18	n/a	134.6	-
Jun '18	130.3	135.2	-
May '18	121.9	130.1	-
Apr '18	121.9	126.1	-
Mar '18	121.9	125.3	-
Feb '18	121.9	125.6	-
Jan '18	125.4	128.5	-
Dec '17	121.9	123.2	-
Nov '17	121.9	123.1	-
Oct '17	111.5	114.3	-
Sep '17	108.2	107.4	-
Aug '17	103.4	104.6	-
Jul '17	102.9	104.6	-
Jun '17	103.6	104.6	-
May '17	104.4	104.6	-
Apr '17	108.1	109.3	-
Mar '17	108.7	109.3	-
Feb '17	109.2	109.3	-
Jan '17	108.4	107.2	-
Dec '16	106.9	105.1	-
Nov '16	105.2	107.2	-
Oct '16	108.5	107.2	-
Sep '16	100.7	100.9	-
Aug '16	96.6	94.3	-
Jul '16	96.7	92.5	-

Residential Heating Fuel Prices — Carmacks

	Furnace Oil	Arctic Stove Oil	Propane (500-gallon tank cost)
31-Jul-19	124.2	132.2	124.2
17-Jul-19	124.2	133.7	n/a
3-Jul-19	128.9	135.6	124.2
19-Jun-19	128.9	135.6	124.2
5-Jun-19	128.9	135.6	124.2
21-May-19	128.9	135.6	124.2
8-May-19	n/a	139.1	124.2
24-Apr-19	128.9	135.6	124.2
10-Apr-19	125.8	134.3	124.2
27-Mar-19	125.8	134.3	124.2
13-Mar-19	125.8	132.2	124.2
27-Feb-19	125.8	132.2	119.0
13-Feb-19	121.6	130.1	119.0
30-Jan-19	117.4	124.8	119.0
16-Jan-19	117.4	124.8	119.0
2-Jan-19	117.4	120.5	119.0
19-Dec-18	127.9	131.0	119.0
5-Dec-18	n/a	n/a	112.4
21-Nov-18	136.3	139.4	117.1
7-Nov-18	136.3	139.4	117.1
24-Oct-18	136.3	139.4	117.1
10-Oct-18	136.3	139.4	113.9
26-Sep-18	n/a	n/a	113.9
12-Sep-18	n/a	n/a	112.4
29-Aug-18	127.9	131.0	112.1
15-Aug-18	127.9	131.0	110.9
1-Aug-18	131.0	134.2	110.9
18-Jul-18	n/a	n/a	110.0
4-Jul-18	n/a	n/a	107.9
Jun '18	131.0	134.2	109.0
May '18	122.6	125.8	122.1
Apr '18	122.6	125.8	121.6
Mar '18	122.6	125.8	123.5
Feb '18	122.6	125.8	129.2
Jan '18	126.1	129.3	129.2
Dec '17	121.6	125.8	124.5
Nov '17	120.5	125.8	120.2
Oct '17	111.1	115.3	117.7
Sep '17	105.6	108.7	108.4
Aug '17	102.2	105.3	108.9
Jul '17	102.2	105.3	99.9
Jun '17	102.2	105.3	97.1
May '17	102.2	105.3	95.9
Apr '17	106.9	110.0	107.9
Mar '17	106.9	110.0	112.8
Feb '17	106.9	110.0	120.7
Jan '17	104.8	107.9	114.7
Dec '16	102.7	105.8	105.5
Nov '16	104.8	107.9	100.4
Oct '16	104.8	107.9	99.0
Sep '16	98.5	101.6	96.3
Aug '16	91.8	95.0	93.1
Jul '16	90.1	93.2	93.4

Residential Heating Fuel Prices — Dawson City

	Furnace Oil	Arctic Stove Oil	Propane (500-gallon tank cost)
31-Jul-19	135.7	136.1	124.2
17-Jul-19	127.6	130.7	n/a
3-Jul-19	132.3	135.5	124.2
19-Jun-19	134.4	137.6	124.2
5-Jun-19	135.6	138.8	124.2
21-May-19	134.4	137.6	124.2
8-May-19	130.2	133.4	124.2
24-Apr-19	132.3	135.5	124.2
10-Apr-19	134.0	137.2	124.2
27-Mar-19	130.7	133.9	124.2
13-Mar-19	129.2	132.3	124.2
27-Feb-19	131.3	135.5	119.0
13-Feb-19	127.1	130.2	119.0
30-Jan-19	125.0	128.1	119.0
16-Jan-19	122.9	126.0	119.0
2-Jan-19	127.6	130.7	119.0
19-Dec-18	132.8	136.0	119.0
5-Dec-18	132.3	135.5	112.4
21-Nov-18	141.2	147.0	117.1
7-Nov-18	141.2	144.9	117.1
24-Oct-18	141.2	144.9	117.1
10-Oct-18	137.0	133.6	113.9
26-Sep-18	132.3	142.3	113.9
12-Sep-18	132.3	144.3	112.4
29-Aug-18	132.8	140.6	112.1
15-Aug-18	132.8	140.6	110.9
1-Aug-18	134.4	141.6	110.9
18-Jul-18	132.3	141.3	110.0
4-Jul-18	132.3	141.9	107.9
Jun '18	134.4	141.9	109.0
May '18	131.9	139.6	122.1
Apr '18	130.2	136.0	121.6
Mar '18	130.2	135.7	123.5
Feb '18	130.2	136.0	129.2
Jan '18	132.1	136.2	129.2
Dec '17	127.6	128.9	124.5
Nov '17	128.1	128.2	120.2
Oct '17	117.7	118.2	117.7
Sep '17	112.0	112.4	108.4
Aug '17	105.6	110.8	108.9
Jul '17	105.0	110.8	99.9
Jun '17	105.7	110.8	97.1
May '17	106.5	110.8	95.9
Apr '17	110.2	115.5	107.9
Mar '17	110.8	115.5	112.8
Feb '17	111.4	115.5	120.7
Jan '17	110.6	113.4	114.7
Dec '16	109.1	111.3	105.5
Nov '16	107.4	113.4	100.4
Oct '16	110.7	113.4	99.0
Sep '16	102.9	107.1	96.3
Aug '16	100.9	100.5	93.1
Jul '16	101.0	98.7	93.4

Residential Heating Fuel Prices — Destruction Bay

	Furnace Oil	Arctic Stove Oil	Propane (500 gallon tank cost)
31-Jul-19	125.2	128.4	-
17-Jul-19	125.2	128.4	-
3-Jul-19	128.2	131.4	-
19-Jun-19	128.2	131.4	-
5-Jun-19	128.2	131.4	-
21-May-19	128.2	131.4	-
8-May-19	n/a	n/a	-
24-Apr-19	128.2	131.4	-
10-Apr-19	125.1	128.2	-
27-Mar-19	125.1	128.2	-
13-Mar-19	125.1	128.2	-
27-Feb-19	125.1	128.2	-
13-Feb-19	120.9	124.0	-
30-Jan-19	116.7	119.8	-
16-Jan-19	116.7	119.8	-
2-Jan-19	116.7	119.8	-
19-Dec-18	127.2	130.3	-
5-Dec-18	n/a	n/a	-
21-Nov-18	135.6	138.7	-
7-Nov-18	135.6	138.7	-
24-Oct-18	135.6	138.7	-
10-Oct-18	135.6	138.7	-
26-Sep-18	n/a	n/a	-
12-Sep-18	n/a	n/a	-
29-Aug-18	127.2	130.3	-
15-Aug-18	127.2	130.3	-
1-Aug-18	130.3	133.5	-
18-Jul-18	n/a	n/a	-
4-Jul-18	n/a	n/a	-
Jun '18	130.3	133.5	-
May '18	121.9	125.1	-
Apr '18	121.9	125.1	-
Mar '18	121.9	125.1	-
Feb '18	121.9	125.1	-
Jan '18	125.4	128.6	-
Dec '17	120.9	125.4	-
Nov '17	119.8	125.6	-
Oct '17	110.4	114.5	-
Sep '17	104.9	108.0	-
Aug '17	101.4	104.6	-
Jul '17	101.4	104.6	-
Jun '17	101.4	104.6	-
May '17	101.4	104.6	-
Apr '17	106.2	109.3	-
Mar '17	106.2	109.3	-
Feb '17	106.2	109.3	-
Jan '17	104.1	107.2	-
Dec '16	102.0	105.1	-
Nov '16	104.1	107.2	-
Oct '16	104.1	107.2	-
Sep '16	97.8	100.9	-
Aug '16	91.1	94.3	-
Jul '16	89.4	92.5	-

Residential Heating Fuel Prices — Faro

	Furnace Oil	Arctic Stove Oil	Propane (500-gallon tank cost)
31-Jul-19	126.3	129.4	124.2
17-Jul-19	126.3	130.9	n/a
3-Jul-19	129.2	132.3	124.2
19-Jun-19	129.2	132.3	124.2
5-Jun-19	129.2	132.3	124.2
21-May-19	129.2	132.3	124.2
8-May-19	n/a	132.3	124.2
24-Apr-19	129.2	132.3	124.2
10-Apr-19	126.0	129.2	124.2
27-Mar-19	126.0	129.2	124.2
13-Mar-19	126.0	129.2	124.2
27-Feb-19	126.0	129.2	119.0
13-Feb-19	121.8	125.0	119.0
30-Jan-19	117.6	120.8	119.0
16-Jan-19	117.6	120.8	119.0
2-Jan-19	117.6	120.8	119.0
19-Dec-18	128.1	131.3	119.0
5-Dec-18	n/a	131.3	112.4
21-Nov-18	136.5	139.7	117.1
7-Nov-18	136.5	139.7	117.1
24-Oct-18	136.5	139.7	117.1
10-Oct-18	136.5	135.5	113.9
26-Sep-18	n/a	131.3	113.9
12-Sep-18	n/a	131.3	112.4
29-Aug-18	128.2	131.3	112.1
15-Aug-18	128.2	132.9	110.9
1-Aug-18	131.4	134.5	110.9
18-Jul-18	n/a	n/a	110.0
4-Jul-18	n/a	134.4	107.9
Jun '18	131.4	132.4	109.0
May '18	123.0	126.1	122.1
Apr '18	123.0	126.1	121.6
Mar '18	123.0	126.1	123.5
Feb '18	123.0	126.1	129.2
Jan '18	126.5	129.6	129.2
Dec '17	123.0	126.1	124.5
Nov '17	123.0	126.0	120.2
Oct '17	112.4	115.6	117.7
Sep '17	105.8	109.0	108.4
Aug '17	102.4	105.5	108.9
Jul '17	102.4	105.5	99.9
Jun '17	102.4	105.5	97.1
May '17	102.4	105.5	95.9
Apr '17	107.1	110.3	107.9
Mar '17	107.1	110.3	112.8
Feb '17	107.1	110.3	120.7
Jan '17	105.0	108.2	114.7
Dec '16	102.9	106.1	105.5
Nov '16	105.0	108.2	100.4
Oct '16	105.0	108.2	99.0
Sep '16	98.7	101.9	96.3
Aug '16	92.1	95.2	93.1
Jul '16	90.3	93.5	93.4

Residential Heating Fuel Prices — Haines Junction

	Furnace Oil	Arctic Stove Oil	Propane (500-gallon tank cost)
31-Jul-19	127.2	128.8	124.2
17-Jul-19	127.2	128.8	n/a
3-Jul-19	128.1	129.7	124.2
19-Jun-19	128.1	129.7	124.2
5-Jun-19	128.1	129.7	124.2
21-May-19	128.1	129.7	124.2
8-May-19	n/a	n/a	124.2
24-Apr-19	126.0	129.3	124.2
10-Apr-19	123.0	126.1	124.2
27-Mar-19	123.0	126.1	124.2
13-Mar-19	123.0	126.1	124.2
27-Feb-19	123.0	126.1	119.0
13-Feb-19	118.8	121.9	119.0
30-Jan-19	114.6	117.7	119.0
16-Jan-19	114.6	117.7	119.0
2-Jan-19	114.6	117.7	119.0
19-Dec-18	125.1	128.2	119.0
5-Dec-18	n/a	n/a	112.4
21-Nov-18	133.5	136.6	117.1
7-Nov-18	133.5	136.6	117.1
24-Oct-18	133.5	136.6	117.1
10-Oct-18	133.5	135.0	113.9
26-Sep-18	n/a	130.2	113.9
12-Sep-18	n/a	128.1	112.4
29-Aug-18	125.1	128.2	112.1
15-Aug-18	125.1	128.2	110.9
1-Aug-18	128.2	131.4	110.9
18-Jul-18	n/a	131.3	110.0
4-Jul-18	n/a	131.3	107.9
Jun '18	128.2	129.2	109.0
May '18	119.8	124.3	122.1
Apr '18	119.8	124.0	121.6
Mar '18	119.8	124.0	123.5
Feb '18	119.8	124.6	129.2
Jan '18	123.3	126.9	129.2
Dec '17	119.8	121.4	124.5
Nov '17	119.8	120.4	120.2
Oct '17	109.4	114.6	117.7
Sep '17	105.7	105.1	108.4
Aug '17	100.3	100.6	108.9
Jul '17	99.7	99.8	99.9
Jun '17	100.4	99.0	97.1
May '17	101.2	101.6	95.9
Apr '17	104.9	104.5	107.9
Mar '17	105.5	104.2	112.8
Feb '17	106.1	105.9	120.7
Jan '17	105.3	102.5	114.7
Dec '16	103.8	100.6	105.5
Nov '16	102.1	99.2	100.4
Oct '16	105.4	102.1	99.0
Sep '16	97.6	101.9	96.3
Aug '16	95.5	98.0	93.1
Jul '16	95.7	98.7	93.4

Residential Heating Fuel Prices — Marsh Lake

	Furnace Oil	Arctic Stove Oil	Propane (500 gallon tank cost)
31-Jul-19	126.2	127.8	-
17-Jul-19	126.2	127.8	-
3-Jul-19	128.7	130.3	-
19-Jun-19	128.7	130.3	-
5-Jun-19	128.7	130.3	-
21-May-19	128.7	130.3	-
8-May-19	129.2	129.2	-
24-Apr-19	128.7	130.3	-
10-Apr-19	125.1	128.2	-
27-Mar-19	120.3	122.9	-
13-Mar-19	120.3	122.9	-
27-Feb-19	120.3	122.9	-
13-Feb-19	118.2	120.8	-
30-Jan-19	116.1	118.7	-
16-Jan-19	116.1	118.7	-
2-Jan-19	120.8	124.0	-
19-Dec-18	126.1	129.2	-
5-Dec-18	128.1	131.3	-
21-Nov-18	134.5	137.6	-
7-Nov-18	134.5	137.6	-
24-Oct-18	134.5	137.6	-
10-Oct-18	133.4	133.4	-
26-Sep-18	116.6	119.7	-
12-Sep-18	n/a	n/a	-
29-Aug-18	127.7	130.8	-
15-Aug-18	127.7	130.8	-
1-Aug-18	130.8	134.0	-
18-Jul-18	n/a	n/a	-
4-Jul-18	n/a	n/a	-
Jun '18	130.8	134.0	-
May '18	122.4	125.6	-
Apr '18	122.4	125.6	-
Mar '18	122.2	125.4	-
Feb '18	122.4	125.6	-
Jan '18	125.9	129.1	-
Dec '17	122.4	125.6	-
Nov '17	122.4	125.6	-
Oct '17	112.0	115.1	-
Sep '17	105.4	108.5	-
Aug '17	102.0	105.1	-
Jul '17	102.0	105.1	-
Jun '17	102.0	105.1	-
May '17	102.0	105.1	-
Apr '17	106.7	109.8	-
Mar '17	106.7	109.8	-
Feb '17	106.7	109.8	-
Jan '17	104.6	107.7	-
Dec '16	102.5	105.6	-
Nov '16	104.6	107.7	-
Oct '16	104.6	107.7	-
Sep '16	98.3	101.4	-
Aug '16	91.6	94.8	-
Jul '16	89.9	93.0	-

Residential Heating Fuel Prices — Mayo

	Furnace Oil	Arctic Stove Oil	Propane (500-gallon tank cost)
31-Jul-19	135.5	136.2	124.2
17-Jul-19	130.3	131.9	n/a
3-Jul-19	135.7	137.8	124.2
19-Jun-19	136.8	138.4	124.2
5-Jun-19	137.9	140.0	124.2
21-May-19	136.8	138.4	124.2
8-May-19	133.9	135.5	124.2
24-Apr-19	135.7	137.8	124.2
10-Apr-19	138.0	141.3	124.2
27-Mar-19	134.7	137.9	124.2
13-Mar-19	133.1	136.3	124.2
27-Feb-19	136.1	139.2	119.0
13-Feb-19	131.0	134.2	119.0
30-Jan-19	128.9	132.1	119.0
16-Jan-19	126.8	130.0	119.0
2-Jan-19	131.6	134.7	119.0
19-Dec-18	136.8	140.0	119.0
5-Dec-18	135.5	138.6	112.4
21-Nov-18	145.2	148.4	117.1
7-Nov-18	145.2	147.6	117.1
24-Oct-18	143.1	146.2	117.1
10-Oct-18	141.2	144.8	113.9
26-Sep-18	135.5	143.9	113.9
12-Sep-18	135.5	138.6	112.4
29-Aug-18	136.8	143.2	110.9
15-Aug-18	136.8	143.2	110.9
1-Aug-18	138.4	144.3	110.9
18-Jul-18	135.5	142.9	110.0
4-Jul-18	135.5	143.4	107.9
Jun '18	138.4	143.1	109.0
May '18	134.8	138.0	122.1
Apr '18	134.2	137.3	121.6
Mar '18	134.2	137.3	123.5
Feb '18	134.2	137.3	129.2
Jan '18	136.1	138.8	129.2
Dec '17	131.6	131.6	124.5
Nov '17	131.6	131.5	120.2
Oct '17	119.0	118.2	117.7
Sep '17	113.8	115.4	108.4
Aug '17	109.4	115.4	108.9
Jul '17	108.4	114.5	99.9
Jun '17	108.9	114.5	97.1
May '17	109.4	114.5	95.9
Apr '17	111.1	115.9	107.9
Mar '17	112.3	116.9	112.8
Feb '17	111.6	115.3	120.7
Jan '17	112.0	116.0	114.7
Dec '16	110.9	114.5	105.5
Nov '16	110.4	117.3	100.4
Oct '16	112.7	116.9	99.0
Sep '16	105.6	110.6	96.3
Aug '16	101.7	103.6	93.1
Jul '16	102.6	104.0	93.4

Residential Heating Fuel Prices — Pelly Crossing

	Furnace Oil	Arctic Stove Oil	Propane (500 gallon tank cost)
31-Jul-19	127.8	133.0	-
17-Jul-19	127.8	134.0	-
3-Jul-19	130.5	135.5	-
19-Jun-19	130.5	135.5	-
5-Jun-19	130.5	135.5	-
21-May-19	130.5	135.5	-
8-May-19	n/a	142.3	-
24-Apr-19	130.8	138.1	-
10-Apr-19	127.7	137.9	-
27-Mar-19	127.7	137.9	-
13-Mar-19	127.7	136.8	-
27-Feb-19	127.7	135.8	-
13-Feb-19	123.5	133.7	-
30-Jan-19	119.3	128.4	-
16-Jan-19	119.3	128.4	-
2-Jan-19	119.3	122.4	-
19-Dec-18	129.8	132.9	-
5-Dec-18	n/a	n/a	-
21-Nov-18	138.2	141.3	-
7-Nov-18	138.2	143.6	-
24-Oct-18	138.2	143.6	-
10-Oct-18	138.2	143.6	-
26-Sep-18	n/a	n/a	-
12-Sep-18	n/a	n/a	-
29-Aug-18	129.8	132.9	-
15-Aug-18	129.8	132.9	-
1-Aug-18	132.9	136.1	-
18-Jul-18	n/a	n/a	-
4-Jul-18	n/a	n/a	-
Jun '18	132.9	136.1	-
May '18	124.5	127.7	-
Apr '18	124.5	127.7	-
Mar '18	124.5	127.7	-
Feb '18	124.5	127.7	-
Jan '18	128.0	130.7	-
Dec '17	124.5	124.5	-
Nov '17	124.5	124.4	-
Oct '17	114.1	114.2	-
Sep '17	109.4	108.6	-
Aug '17	102.9	107.2	-
Jul '17	102.4	107.2	-
Jun '17	103.1	107.2	-
May '17	103.9	107.2	-
Apr '17	107.6	111.9	-
Mar '17	108.2	111.9	-
Feb '17	108.7	111.9	-
Jan '17	107.9	109.8	-
Dec '16	106.4	107.7	-
Nov '16	104.7	109.8	-
Oct '16	108.0	109.8	-
Sep '16	100.2	103.5	-
Aug '16	98.2	96.9	-
Jul '16	98.3	95.1	-

Residential Heating Fuel Prices — Ross River

	Furnace Oil	Arctic Stove Oil	Propane (500-gallon tank cost)
31-Jul-19	146.0	129.9	124.2
17-Jul-19	140.0	129.9	n/a
3-Jul-19	142.0	134.0	124.2
19-Jun-19	142.0	134.0	124.2
5-Jun-19	141.0	134.0	124.2
21-May-19	141.0	n/a	124.2
8-May-19	151.1	n/a	124.2
24-Apr-19	141.0	134.0	124.2
10-Apr-19	137.8	130.8	124.2
27-Mar-19	136.2	130.8	124.2
13-Mar-19	134.3	130.2	124.2
27-Feb-19	134.3	130.2	119.0
13-Feb-19	132.2	126.0	119.0
30-Jan-19	118.7	121.8	119.0
16-Jan-19	130.1	121.8	119.0
2-Jan-19	118.7	121.8	119.0
19-Dec-18	135.4	132.3	119.0
5-Dec-18	149.6	n/a	112.4
21-Nov-18	152.2	140.7	117.1
7-Nov-18	144.6	140.7	117.1
24-Oct-18	144.6	140.7	117.1
10-Oct-18	144.6	140.7	113.9
26-Sep-18	151.7	n/a	113.9
12-Sep-18	151.7	n/a	112.4
29-Aug-18	140.4	132.3	112.1
15-Aug-18	140.4	132.3	110.9
1-Aug-18	141.0	135.5	110.9
18-Jul-18	149.6	n/a	110.0
4-Jul-18	150.0	n/a	107.9
Jun '18	141.2	135.5	109.0
May '18	130.1	127.1	122.1
Apr '18	129.1	127.1	121.6
Mar '18	123.9	127.1	123.5
Feb '18	123.9	127.1	129.2
Jan '18	127.4	130.6	129.2
Dec '17	123.9	127.1	124.5
Nov '17	123.9	127.1	120.2
Oct '17	113.5	116.6	117.7
Sep '17	106.9	110.0	108.4
Aug '17	103.4	106.6	108.9
Jul '17	103.4	106.6	99.9
Jun '17	103.4	106.6	97.1
May '17	103.4	106.6	95.9
Apr '17	108.2	111.3	107.9
Mar '17	108.2	111.3	112.8
Feb '17	108.2	111.3	120.7
Jan '17	106.1	109.2	114.7
Dec '16	104.0	107.1	105.5
Nov '16	106.1	109.2	100.4
Oct '16	106.1	109.2	99.0
Sep '16	99.8	102.9	96.3
Aug '16	93.1	96.3	93.1
Jul '16	91.4	94.5	93.4

Residential Heating Fuel Prices — Stewart Crossing

	Furnace Oil	Arctic Stove Oil	Propane (500-gallon tank cost)
31-Jul-19	125.7	128.9	-
17-Jul-19	125.7	128.9	-
3-Jul-19	130.3	133.5	-
19-Jun-19	130.3	133.5	-
5-Jun-19	130.3	133.5	-
21-May-19	130.3	133.5	-
8-May-19	n/a	n/a	-
24-Apr-19	130.3	133.5	-
10-Apr-19	127.2	130.3	-
27-Mar-19	127.2	130.3	-
13-Mar-19	127.2	130.3	-
27-Feb-19	127.2	130.3	-
13-Feb-19	123.0	126.1	-
30-Jan-19	118.8	121.9	-
16-Jan-19	118.8	121.9	-
2-Jan-19	118.8	121.9	-
19-Dec-18	129.3	132.4	-
5-Dec-18	n/a	n/a	-
21-Nov-18	137.7	140.9	-
7-Nov-18	137.7	140.9	-
24-Oct-18	137.7	140.9	-
10-Oct-18	137.7	140.9	-
26-Sep-18	n/a	n/a	-
12-Sep-18	n/a	n/a	-
29-Aug-18	125.6	130.3	-
15-Aug-18	125.6	130.3	-
1-Aug-18	132.9	133.5	-
18-Jul-18	n/a	n/a	-
4-Jul-18	n/a	n/a	-
Jun '18	132.9	136.1	-
May '18	124.5	127.7	-
Apr '18	124.5	127.7	-
Mar '18	124.3	125.9	-
Feb '18	124.5	127.7	-
Jan '18	128.0	131.2	-
Dec '17	124.5	127.7	-
Nov '17	124.5	127.7	-
Oct '17	114.1	117.2	-
Sep '17	107.5	110.6	-
Aug '17	104.1	107.2	-
Jul '17	104.1	107.2	-
Jun '17	104.1	107.2	-
May '17	104.1	107.2	-
Apr '17	108.8	111.9	-
Mar '17	108.8	111.9	-
Feb '17	108.8	111.9	-
Jan '17	106.7	109.8	-
Dec '16	104.6	107.7	-
Nov '16	106.7	109.8	-
Oct '16	106.7	109.8	-
Sep '16	100.4	103.5	-
Aug '16	93.7	96.9	-
Jul '16	92.0	95.1	-

Residential Heating Fuel Prices — Tagish & Teslin

	Tagish		
	Furnace Oil	Arctic Stove Oil	Propane (500-gallon tank cost)
31-Jul-19	126.2	127.8	-
17-Jul-19	126.2	127.8	-
3-Jul-19	128.7	130.3	-
19-Jun-19	128.7	130.3	-
5-Jun-19	128.7	130.3	-
21-May-19	128.7	130.3	-
8-May-19	129.2	129.2	-
24-Apr-19	128.7	130.3	-
10-Apr-19	125.1	128.2	-
27-Mar-19	120.3	122.9	-
13-Mar-19	120.3	122.9	-
27-Feb-19	120.3	122.9	-
13-Feb-19	118.2	120.8	-
30-Jan-19	116.1	118.7	-
16-Jan-19	116.1	118.7	-
2-Jan-19	120.8	124.0	-
19-Dec-18	126.1	129.2	-
5-Dec-18	128.1	131.3	-
21-Nov-18	134.5	136.9	-
7-Nov-18	134.5	134.8	-
24-Oct-18	134.5	134.8	-
10-Oct-18	133.4	132.0	-
26-Sep-18	116.6	126.1	-
12-Sep-18	n/a	136.4	-
29-Aug-18	127.9	132.0	-
15-Aug-18	127.9	132.0	-
1-Aug-18	131.0	133.6	-
18-Jul-18	n/a	133.5	-
4-Jul-18	n/a	134.6	-
Jun '18	130.3	135.2	-
May '18	121.9	130.1	-
Apr '18	121.9	126.1	-
Mar '18	121.9	125.3	-
Feb '18	121.9	125.1	-
Jan '18	125.4	128.5	-
Dec '17	121.9	123.2	-
Nov '17	121.9	123.1	-
Oct '17	111.5	114.3	-
Sep '17	108.2	107.4	-
Aug '17	103.4	108.2	-
Jul '17	102.9	110.0	-
Jun '17	103.6	110.0	-
May '17	104.4	110.0	-
Apr '17	108.1	115.0	-
Mar '17	108.7	115.0	-
Feb '17	109.2	115.0	-
Jan '17	108.4	114.0	-
Dec '16	106.9	112.9	-
Nov '16	105.2	110.1	-
Oct '16	108.5	114.0	-
Sep '16	100.7	103.0	-
Aug '16	96.6	99.7	-
Jul '16	96.7	98.8	-

	Teslin		
	Furnace Oil	Arctic Stove Oil	Propane (500-gallon tank cost)
31-Jul-19	127.2	128.8	124.2
17-Jul-19	127.2	128.8	n/a
3-Jul-19	129.6	131.1	124.2
19-Jun-19	129.6	131.1	124.2
5-Jun-19	129.6	131.1	124.2
21-May-19	129.6	131.1	124.2
8-May-19	130.2	130.2	124.2
24-Apr-19	129.6	131.1	124.2
10-Apr-19	125.8	128.9	124.2
27-Mar-19	121.7	119.7	124.2
13-Mar-19	121.7	119.7	124.2
27-Feb-19	121.7	119.7	119.0
13-Feb-19	119.6	119.7	119.0
30-Jan-19	117.5	119.7	119.0
16-Jan-19	117.5	119.7	119.0
2-Jan-19	122.2	130.2	119.0
19-Dec-18	127.5	130.2	119.0
5-Dec-18	130.2	133.4	112.4
21-Nov-18	135.9	138.6	117.1
7-Nov-18	135.9	138.6	117.1
24-Oct-18	135.9	138.6	117.1
10-Oct-18	134.8	130.2	113.9
26-Sep-18	118.7	121.8	113.9
12-Sep-18	n/a	n/a	112.4
29-Aug-18	127.9	131.0	112.1
15-Aug-18	127.9	131.0	110.9
1-Aug-18	131.0	134.2	110.9
18-Jul-18	n/a	n/a	110.0
4-Jul-18	n/a	n/a	107.9
Jun '18	131.0	134.2	109.0
May '18	122.6	125.8	122.1
Apr '18	122.6	125.8	121.6
Mar '18	122.6	125.8	123.5
Feb '18	122.6	125.8	129.2
Jan '18	126.1	128.8	129.2
Dec '17	122.6	121.8	124.5
Nov '17	122.6	121.5	120.2
Oct '17	112.2	112.8	117.7
Sep '17	107.8	107.0	108.4
Aug '17	101.7	105.3	108.9
Jul '17	101.2	105.3	99.9
Jun '17	101.8	105.3	97.1
May '17	102.7	105.3	95.9
Apr '17	106.3	110.0	107.9
Mar '17	107.0	110.0	112.8
Feb '17	107.5	110.0	120.7
Jan '17	106.7	107.9	114.7
Dec '16	105.2	105.8	105.5
Nov '16	103.5	107.9	100.4
Oct '16	106.7	107.9	99.0
Sep '16	99.0	101.6	96.3
Aug '16	96.9	95.0	93.1
Jul '16	97.1	93.2	93.4

Residential Heating Fuel Prices — Watson Lake

	Furnace Oil	Arctic Stove Oil	Propane (500-gallon tank cost)
31-Jul-19	127.3	130.5	124.2
17-Jul-19	127.3	130.5	n/a
3-Jul-19	128.1	131.3	124.2
19-Jun-19	128.1	131.3	124.2
5-Jun-19	128.1	131.3	124.2
21-May-19	128.1	131.3	124.2
8-May-19	n/a	n/a	124.2
24-Apr-19	128.1	131.3	124.2
10-Apr-19	125.0	128.1	124.2
27-Mar-19	125.0	128.1	124.2
13-Mar-19	125.0	128.1	124.2
27-Feb-19	125.0	128.1	119.0
13-Feb-19	120.8	123.9	119.0
30-Jan-19	116.6	119.7	119.0
16-Jan-19	116.6	119.7	119.0
2-Jan-19	116.6	119.7	119.0

19-Dec-18	127.1	130.2	119.0
5-Dec-18	n/a	n/a	112.4
21-Nov-18	135.5	138.6	117.1
7-Nov-18	135.5	138.6	117.1
24-Oct-18	135.5	138.6	117.1
10-Oct-18	135.5	138.6	113.9
26-Sep-18	n/a	n/a	113.9
12-Sep-18	n/a	n/a	112.4
29-Aug-18	127.1	130.2	112.1
15-Aug-18	127.1	130.2	110.9
1-Aug-18	130.2	133.4	110.9
18-Jul-18	n/a	n/a	110.0
4-Jul-18	n/a	n/a	107.9

	Furnace Oil	Arctic Stove Oil	Propane (500-gallon tank cost)
Jun '18	130.2	133.4	109.0
May '18	121.8	125.0	122.1
Apr '18	121.8	125.0	121.6
Mar '18	121.8	125.0	123.5
Feb '18	121.8	125.0	129.2
Jan '18	125.3	128.9	129.2

Dec '17	121.8	126.1	124.5
Nov '17	121.8	126.1	120.2
Oct '17	111.4	116.1	117.7
Sep '17	109.1	108.2	108.4
Aug '17	104.0	104.5	108.9
Jul '17	103.4	104.5	99.9
Jun '17	104.1	104.5	97.1
May '17	104.9	104.5	95.9
Apr '17	108.6	109.2	107.9
Mar '17	109.2	109.2	112.8
Feb '17	109.7	109.2	120.7
Jan '17	108.9	107.1	114.7

Dec '16	107.5	105.0	105.5
Nov '16	105.8	107.1	100.4
Oct '16	109.0	107.1	99.0
Sep '16	101.3	100.8	96.3
Aug '16	101.4	99.8	94.7
Sep '16	101.3	100.8	96.3
Aug '16	99.2	94.2	93.1
Jul '16	99.4	92.4	93.4

Next release: August 30, 2019



Department of Finance
Yukon Bureau of Statistics

Additional information:

Government of Yukon

Department of Finance

Bureau of Statistics (B-4)

Box 2703, Whitehorse, Yukon Y1A 2C6

Telephone: (867) 667-5640; Fax: (867) 393-6203

Email: ybsinfo@gov.yk.ca

Website: <http://www.eco.gov.yk.ca/stats/ybs.html>