

Retail Motor Fuel Prices in Yukon

Average Prices as of June 20, 2017

	Self-serve			% Change June 22, 2016 to June 20, 2017		
	regular	premium	diesel	regular	premium	diesel
Whitehorse	112.6	122.8	114.6	-9.0%	-7.0%	6.1%
Beaver Creek	133.6	159.9	137.6	-7.0%	0.0%	7.3%
Burwash Landing	n/a	n/a	n/a	n/a	n/a	n/a
Carcross	126.9	-	126.9	-5.9%	-	-2.3%
Carmacks	124.9	134.9	127.4	-8.4%	-2.2%	-5.6%
Dawson City	134.2	140.2	134.9	1.1%	1.8%	5.5%
Destruction Bay	120.9	132.9	122.9	-9.0%	-7.0%	-1.6%
Eagle Plains	145.0	-	140.0	0.0%	-	-3.4%
Faro	127.9	-	132.9	-8.6%	-	-4.3%
Haines Junction	119.2	127.9	119.7	-8.2%	-6.6%	4.6%
Jake's Corner	116.8	129.8	116.8	-10.0%	-7.2%	8.3%
Mayo	112.3	-	113.2	-14.2%	-	-3.2%
Pelly Crossing	127.9	-	127.9	-6.6%	-	-0.1%
Ross River	129.9	-	129.9	n/a	-	n/a
Stewart Crossing	123.9	129.9	122.9	-6.8%	-6.5%	4.2%
Teslin	120.4	130.9	117.9	-10.1%	-9.0%	2.2%
Watson Lake	117.2	133.5	117.2	-4.9%	8.6%	-0.3%

As of June 20, 2017, average **regular self-serve** gasoline prices ranged from 112.3¢ per litre in Mayo to 145.0¢ per litre in Eagle Plains; a difference of 32.7¢. In communities offering **premium self-serve** gasoline, prices ranged from 122.8¢ in Whitehorse to 159.9¢ in Beaver Creek; a difference of 37.1¢. **Diesel self-serve** prices ranged from 113.2¢ in Mayo to 140.0¢ in Eagle Plains; a difference of 26.8¢ per litre.

Comparing June 20, 2017 to June 22, 2016, **regular self-serve** gasoline prices decreased in all Yukon communities (with the exception of Dawson City) ranging from 4.9% in Watson Lake to 14.2% in Mayo. Prices remained the same in Eagle Plains. **Diesel self-serve** prices increased in seven Yukon communities and decreased in eight Yukon communities.

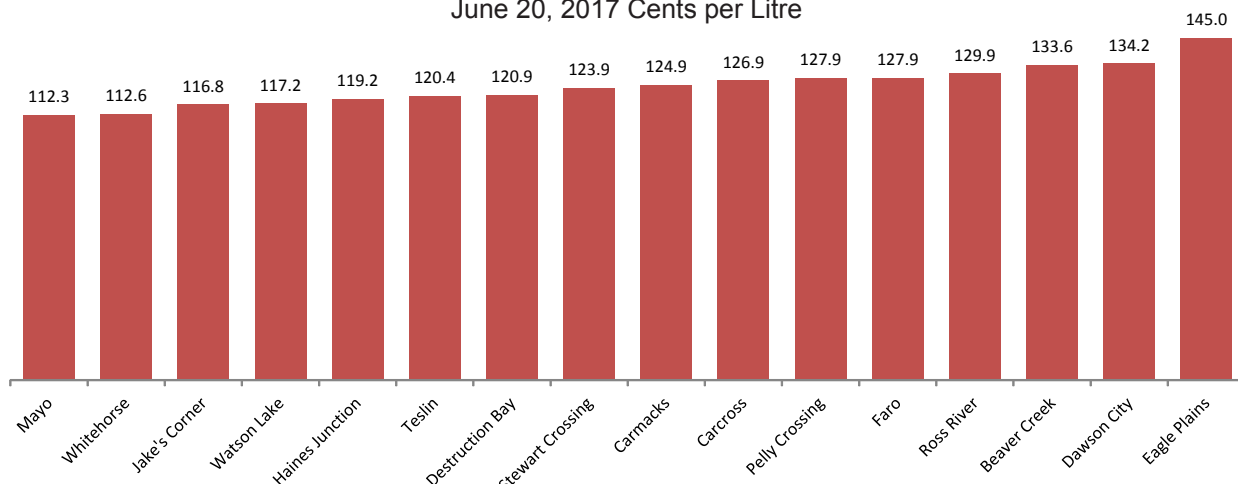
	Full-serve				% Change June 22, 2016 to June 20, 2017			
	regular	premium	diesel	propane	regular	premium	diesel	propane
Whitehorse	113.2	124.6	114.9	98.2	-9.6%	-8.8%	5.5%	8.6%
Dawson City	-	-	-	135.0	-	-	-	0.0%
Destruction Bay	-	-	-	126.9	-	-	-	-2.4%
Eagle Plains	-	-	-	140.0	-	-	-	0.0%
Haines Junction	-	-	-	100.0	-	-	-	0.0%
Jake's Corner	-	-	-	115.0	-	-	-	0.0%
Mayo	128.9	-	123.9	-	-5.2%	-	0.0%	-
Teslin	-	-	-	100.0	-	-	-	-8.3%
Watson Lake	-	-	-	105.9	-	-	-	0.0%

In communities offering **full-serve propane** fuel services, prices ranged from 98.2¢ per litre in Whitehorse to 140.0¢ per litre in Eagle Plains; a difference of 41.8¢. Year-over-year, prices of full-serve propane: decreased in Destruction Bay and Teslin; increased in Whitehorse; and remained the same in Dawson City, Eagle Plains, Haines Junction, Jake's Corner and Watson Lake.

Notes:

All prices are Canadian cents per litre, including all applicable taxes.
 "n/a" indicates this information was not available for the reporting period.
 "-" indicates this service was not available in this community at this time.

Average Self-Serve Gasoline Prices June 20, 2017 Cents per Litre



*Data for Burwash Landing was not available.

Retail Motor Fuel Prices — Whitehorse

	Self-serve		
	regular	premium	diesel
20-Jun-17	112.6	122.8	114.6
7-Jun-17	116.4	125.3	115.1
24-May-17	116.4	125.6	115.0
10-May-17	116.5	125.0	115.5
26-Apr-17	117.7	126.5	115.2
12-Apr-17	119.4	127.6	115.1
29-Mar-17	119.4	127.6	116.6
15-Mar-17	119.4	127.6	115.5
1-Mar-17	119.4	127.6	115.5
15-Feb-17	119.0	126.9	115.0
1-Feb-17	119.4	127.9	120.3
18-Jan-17	119.4	127.9	120.3
4-Jan-17	119.4	127.9	114.8

21-Dec-16	111.7	120.6	112.5
7-Dec-16	111.7	121.5	112.3
23-Nov-16	112.1	121.6	112.3
9-Nov-16	113.7	122.9	114.6
26-Oct-16	115.7	124.8	113.1
12-Oct-16	115.6	124.8	110.6
28-Sep-16	115.6	124.8	109.1
14-Sep-16	115.6	124.4	109.1
31-Aug-16	115.6	124.8	109.1
17-Aug-16	115.6	125.3	109.1
3-Aug-16	115.8	125.2	109.1
20-Jul-16	117.3	126.3	109.8
6-Jul-16	117.3	126.3	109.5
22-Jun-16	123.7	132.0	108.0
8-Jun-16	119.4	128.0	108.5

May '16	109.4	117.4	103.3
Apr '16	102.1	111.5	98.3
Mar '16	96.8	107.3	97.7
Feb '16	92.0	103.6	98.6
Jan '16	99.8	107.9	110.7

Dec '15	99.9	108.1	112.7
Nov '15	112.4	119.6	119.4
Oct '15	119.9	127.3	121.0
Sep '15	120.5	128.5	121.7
Aug '15	124.9	132.4	122.1
Jul '15	119.9	128.0	122.5
Jun '15	118.4	125.9	122.6
May '15	113.4	120.5	122.8
Apr '15	108.9	116.5	124.3
Mar '15	106.1	114.5	128.7
Feb '15	99.1	108.2	127.3
Jan '15	101.9	110.6	131.4

Dec '14	118.6	127.6	139.7
Nov '14	128.3	138.8	145.5
Oct '14	132.5	142.0	145.2
Sep '14	134.6	144.1	145.7
Aug '14	134.7	144.2	146.1
Jul '14	141.0	149.6	147.1
Jun '14	141.5	150.1	148.6

	Full-serve			
	regular	premium	diesel	propane
113.2	124.6	114.9	98.2	
116.9	125.6	115.2	98.2	
116.9	126.2	114.9	94.2	
116.9	126.2	114.9	92.9	
117.9	125.6	114.2	92.6	
119.9	127.2	115.6	93.2	
119.9	127.2	115.6	94.6	
119.9	127.2	115.6	94.6	
119.9	127.2	115.6	101.0	
118.6	125.9	114.2	93.9	
119.9	127.2	130.2	93.9	
119.9	127.2	130.2	93.9	
119.9	127.2	113.9	90.6	

111.9	122.2	111.9	89.9
111.9	122.2	111.9	89.9
111.9	122.2	111.9	91.6
113.6	125.2	115.2	88.9
115.9	126.2	115.2	88.9
115.9	126.2	113.3	87.6
115.9	126.2	108.9	87.6
115.9	126.2	108.9	89.6
115.9	126.2	108.9	88.9
115.9	126.2	108.9	87.6
115.9	126.2	108.9	89.6
117.9	126.9	110.6	90.4
117.9	125.9	110.2	90.4
125.2	136.6	108.9	90.4
119.9	128.9	108.9	88.9

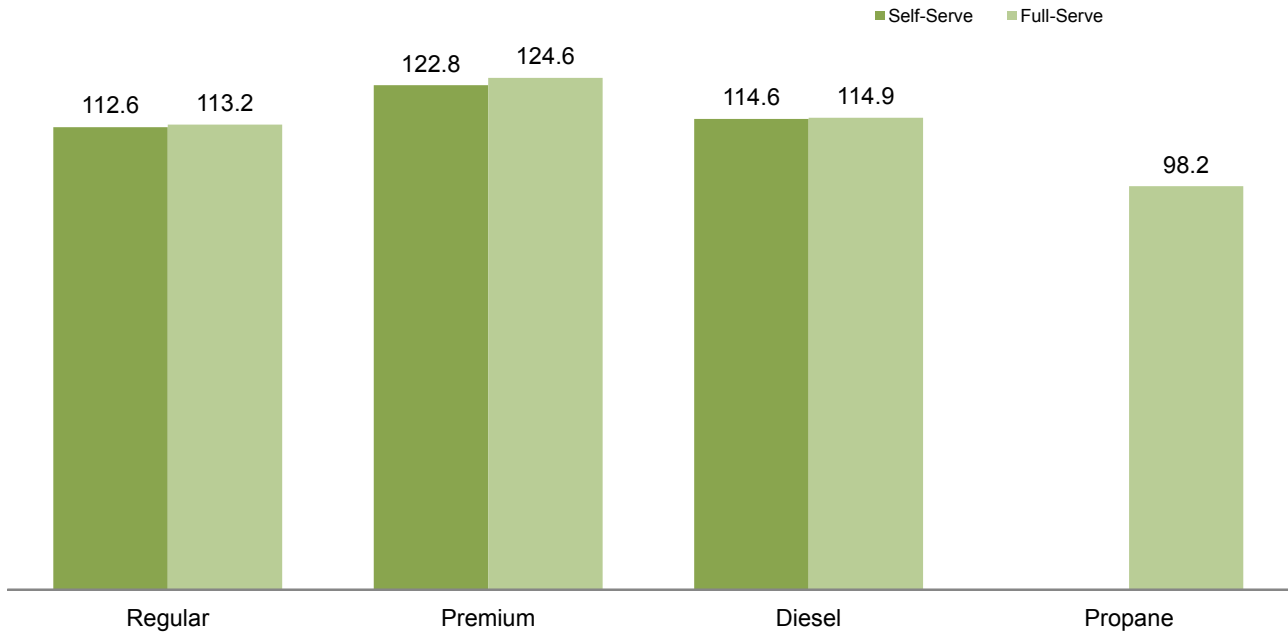
109.9	118.6	106.7	88.9
101.8	114.8	106.7	89.1
97.5	113.2	105.6	88.4
93.7	111.1	105.7	91.6
100.6	119.6	116.5	94.3

101.8	120.8	119.8	95.0
114.9	127.9	122.9	94.0
119.9	131.7	123.9	93.8
122.8	134.7	123.9	93.9
126.1	136.0	123.9	94.6
122.3	133.2	124.2	94.0
117.7	129.2	131.2	97.3
114.2	127.4	132.0	96.3
110.3	124.9	132.6	97.4
108.8	124.2	133.2	97.9
101.8	118.6	130.4	96.8
103.3	121.4	134.2	98.1

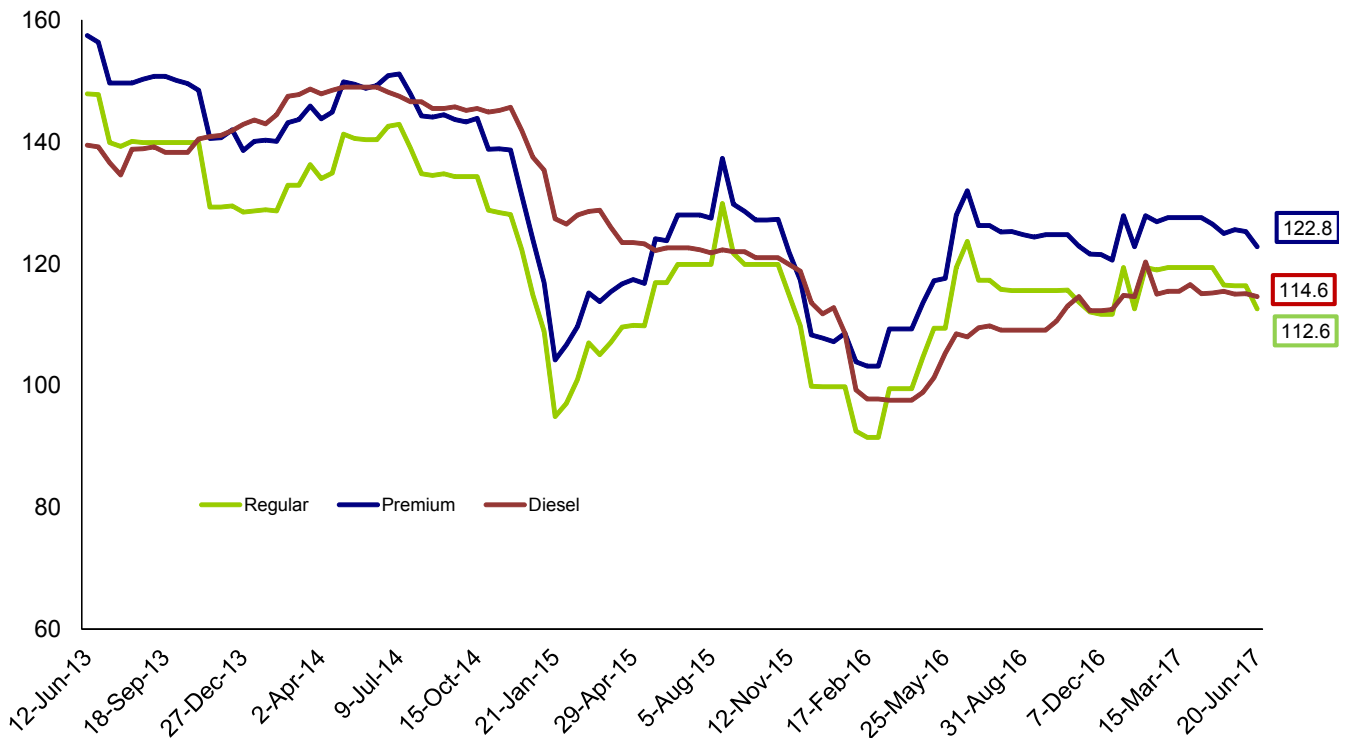
119.6	132.0	141.5	98.5
129.3	143.4	146.9	103.0
134.9	145.9	148.6	105.0
137.2	147.7	148.9	103.7
137.2	147.7	148.9	103.8
142.8	150.5	149.3	105.1
143.1	151.6	151.8	116.6

Retail Motor Fuel Prices — Whitehorse

Average Fuel Prices, as of June 20, 2017
(cents per litre)



Average Self-Serve Bi-weekly Fuel Prices,
June 2013 - June 2017
(cents per litre)



Retail Motor Fuel Prices - Beaver Creek & Burwash Landing

	Beaver Creek Self-serve		
	regular	premium	diesel
20-Jun-17	133.6	159.9	137.6
7-Jun-17	133.3	159.9	137.3
24-May-17	127.6	159.9	137.3
10-May-17	133.3	159.9	137.9
26-Apr-17	137.6	159.9	140.6
12-Apr-17	138.9	159.9	145.9
29-Mar-17	144.9	159.9	154.9
15-Mar-17	144.9	159.9	154.9
1-Mar-17	144.0	159.0	154.0
15-Feb-17	144.9	159.9	154.9
1-Feb-17	144.9	159.9	149.9
18-Jan-17	144.9	150.9	149.9
4-Jan-17	144.9	159.9	149.9
21-Dec-16	139.9	159.9	149.9
7-Dec-16	139.9	159.9	149.9
23-Nov-16	139.9	159.9	149.9
9-Nov-16	139.9	159.9	137.9
26-Oct-16	133.2	159.9	136.2
12-Oct-16	133.2	159.9	136.2
28-Sep-16	133.2	159.9	136.2
14-Sep-16	133.2	159.9	135.6
31-Aug-16	133.2	159.9	135.6
17-Aug-16	133.2	159.9	135.6
3-Aug-16	133.2	159.9	135.6
20-Jul-16	135.2	159.9	135.6
6-Jul-16	140.6	159.9	124.9
22-Jun-16	143.6	159.9	128.2
8-Jun-16	118.0	142.9	123.6
May '16	121.5	142.9	137.1
Apr '16	127.6	142.9	141.9
Mar '16	127.9	142.2	131.2
Feb '16	131.9	141.9	137.4
Jan '16	139.9	152.9	149.9
Dec '15	147.4	160.4	154.9
Nov '15	154.9	167.9	159.9
Oct '15	152.6	167.9	163.3
Sep '15	149.2	167.9	166.6
Aug '15	150.2	167.9	166.6
Jul '15	149.1	167.9	166.6
Jun '15	141.1	160.4	164.9
May '15	137.9	152.9	163.6
Apr '15	141.2	152.9	164.6
Mar '15	142.9	165.9	169.9
Feb '15	142.9	165.9	169.9
Jan '15	147.9	165.9	169.9
Dec '14	160.4	173.9	173.4
Nov '14	167.9	181.9	176.9
Oct '14	165.9	181.9	179.0
Sep '14	165.9	181.9	180.6
Aug '14	166.3	181.9	180.6
Jul '14	166.6	181.9	178.6
Jun '14	165.9	179.9	180.6

	Burwash Landing Self-serve		
	regular	premium	diesel
20-Jun-17	n/a	n/a	n/a
7-Jun-17	120.9	130.9	118.9
24-May-17	120.9	130.9	118.9
10-May-17	120.9	130.9	118.9
26-Apr-17	125.9	135.9	118.9
12-Apr-17	125.9	135.9	118.9
29-Mar-17	125.9	135.9	118.9
15-Mar-17	125.9	135.9	118.9
1-Mar-17	n/a	n/a	n/a
15-Feb-17	125.9	135.9	118.9
1-Feb-17	125.9	135.9	118.9
18-Jan-17	125.9	135.9	118.9
4-Jan-17	119.9	129.9	115.9
21-Dec-16	119.9	129.9	115.9
7-Dec-16	119.9	129.9	115.9
23-Nov-16	119.9	129.9	115.9
9-Nov-16	119.9	129.9	115.9
26-Oct-16	119.9	129.9	115.9
12-Oct-16	n/a	n/a	n/a
28-Sep-16	119.9	129.9	115.9
14-Sep-16	119.9	129.9	115.9
31-Aug-16	119.9	129.9	115.9
17-Aug-16	n/a	n/a	n/a
3-Aug-16	119.9	129.9	115.9
20-Jul-16	122.9	132.9	120.9
6-Jul-16	122.9	132.9	120.9
22-Jun-16	119.9	129.9	119.9
8-Jun-16	n/a	n/a	n/a
May '16	105.9	115.9	109.9
Apr '16	99.9	109.9	109.9
Mar '16	99.9	109.9	109.5
Feb '16	99.9	109.9	105.9
Jan '16	n/a	n/a	n/a
Dec '15	119.9	129.9	120.9
Nov '15	129.9	139.9	129.9
Oct '15	129.9	139.9	120.9
Sep '15	130.9	140.9	120.9
Aug '15	132.9	142.9	120.9
Jul '15	-	-	-
Jun '15	-	-	-
May '15	-	-	-
Apr '15	-	-	-
Mar '15	-	-	-
Feb '15	-	-	-
Jan '15	-	-	-
Dec '14	-	-	-
Nov '14	-	-	-
Oct '14	-	-	-
Sep '14	-	-	-
Aug '14	-	-	-
Jul '14	-	-	-
Jun '14	-	-	-

Retail Motor Fuel Prices — Carcross & Carmacks

	Carcross Self-serve				Carmacks Self-serve		
	regular	premium	diesel		regular	premium	diesel
20-Jun-17	126.9	-	126.9	20-Jun-17	124.9	134.9	127.4
7-Jun-17	129.9	-	126.9	7-Jun-17	124.9	134.9	127.4
24-May-17	129.9	-	129.9	24-May-17	124.9	134.9	127.4
10-May-17	129.9	-	129.9	10-May-17	124.9	129.9	127.4
26-Apr-17	129.9	-	129.9	26-Apr-17	124.9	135.9	127.4
12-Apr-17	129.9	-	129.9	12-Apr-17	124.9	135.9	127.4
29-Mar-17	129.9	-	129.9	29-Mar-17	124.9	135.9	127.4
15-Mar-17	129.9	-	129.9	15-Mar-17	124.9	135.9	127.4
1-Mar-17	129.9	-	129.9	1-Mar-17	124.9	135.9	127.4
15-Feb-17	129.9	-	129.9	15-Feb-17	124.9	135.9	127.4
1-Feb-17	129.9	-	129.9	1-Feb-17	124.9	135.9	127.4
18-Jan-17	129.9	-	129.9	18-Jan-17	124.9	135.9	127.4
4-Jan-17	129.9	-	129.9	4-Jan-17	124.9	132.9	127.4
21-Dec-16	121.9	-	129.9	21-Dec-16	124.9	135.9	127.4
7-Dec-16	121.9	-	126.9	7-Dec-16	124.9	130.9	124.9
23-Nov-16	121.9	-	126.9	23-Nov-16	124.9	130.9	124.9
9-Nov-16	124.9	-	129.9	9-Nov-16	124.9	130.9	124.9
26-Oct-16	125.9	-	129.9	26-Oct-16	124.9	124.9	124.9
12-Oct-16	125.9	-	129.9	12-Oct-16	124.9	125.9	124.9
28-Sep-16	125.9	-	125.9	28-Sep-16	124.9	130.9	124.9
14-Sep-16	125.9	-	129.9	14-Sep-16	124.9	129.9	124.9
31-Aug-16	125.9	-	125.9	31-Aug-16	124.9	130.9	124.9
17-Aug-16	125.9	-	125.9	17-Aug-16	124.9	130.9	124.9
3-Aug-16	125.9	-	125.9	3-Aug-16	127.9	131.9	127.9
20-Jul-16	127.9	-	127.9	20-Jul-16	127.9	138.9	127.9
6-Jul-16	127.9	-	127.9	6-Jul-16	127.9	138.9	127.9
22-Jun-16	134.9	-	129.9	22-Jun-16	136.4	137.9	134.9
8-Jun-16	124.9	-	124.9	8-Jun-16	129.9	129.9	129.4
May '16	119.9	-	124.9	May '16	114.9	117.4	114.7
Apr '16	114.4	-	124.9	Apr '16	109.9	109.9	109.9
Mar '16	110.9	-	118.6	Mar '16	106.6	106.6	106.6
Feb '16	109.9	-	115.9	Feb '16	95.9	105.9	99.9
Jan '16	118.4	-	127.9	Jan '16	107.4	117.4	114.9
Dec '15	121.9	-	129.9	Dec '15	109.9	119.9	119.9
Nov '15	132.4	-	134.9	Nov '15	124.9	134.9	124.9
Oct '15	139.9	-	139.9	Oct '15	134.9	144.9	127.2
Sep '15	139.9	-	139.9	Sep '15	129.9	136.9	125.9
Aug '15	139.9	-	139.9	Aug '15	129.9	136.4	123.9
Jul '15	139.9	-	139.9	Jul '15	135.4	140.7	128.7
Jun '15	137.4	-	139.9	Jun '15	132.9	140.2	126.9
May '15	124.9	-	139.9	May '15	119.4	127.7	126.4
Apr '15	119.9	-	143.2	Apr '15	117.2	127.2	131.7
Mar '15	114.9	-	142.4	Mar '15	116.9	126.9	139.9
Feb '15	109.9	-	139.9	Feb '15	106.4	116.4	134.9
Jan '15	117.4	-	144.9	Jan '15	109.9	119.9	141.4
Dec '14	132.4	-	152.4	Dec '14	126.4	136.4	150.4
Nov '14	139.9	-	154.9	Nov '14	139.9	149.9	149.9
Oct '14	146.6	-	154.9	Oct '14	142.9	157.2	158.9
Sep '14	149.9	-	157.4	Sep '14	146.9	161.9	167.9
Aug '14	151.9	-	157.4	Aug '14	150.4	161.9	167.9
Jul '14	153.9	-	159.9	Jul '14	153.9	161.9	167.9
Jun '14	153.9	-	159.9	Jun '14	153.9	161.9	167.9

Retail Motor Fuel Prices — Dawson City & Destruction Bay

	Dawson City Self-serve			Full-serve
	regular	premium	diesel	propane
20-Jun-17	134.2	140.2	134.9	135.0
7-Jun-17	134.2	140.2	134.9	135.0
24-May-17	135.7	141.7	137.8	135.0
10-May-17	135.7	141.7	137.8	135.0
26-Apr-17	135.7	141.7	137.8	135.0
12-Apr-17	135.7	141.7	137.8	135.0
29-Mar-17	135.7	141.7	137.8	135.9
15-Mar-17	135.7	141.7	137.8	135.0
1-Mar-17	135.7	141.7	137.8	135.0
15-Feb-17	135.7	141.7	137.8	135.0
1-Feb-17	136.5	143.5	143.7	n/a
18-Jan-17	136.5	143.5	143.7	n/a
4-Jan-17	128.5	135.5	141.8	n/a

21-Dec-16	134.2	137.7	131.9	135.0
7-Dec-16	134.2	141.0	131.9	135.0
23-Nov-16	132.5	139.5	131.8	n/a
9-Nov-16	136.2	143.2	131.9	135.0
26-Oct-16	136.2	143.2	131.9	135.0
12-Oct-16	136.2	143.2	131.9	135.0
28-Sep-16	137.2	143.2	131.9	135.0
14-Sep-16	137.2	143.2	131.9	135.0
31-Aug-16	137.2	143.2	131.9	135.0
17-Aug-16	137.2	143.2	131.9	135.0
3-Aug-16	137.2	143.2	131.9	135.0
20-Jul-16	137.2	143.2	131.9	135.0
6-Jul-16	135.2	142.8	131.9	135.0
22-Jun-16	132.7	137.7	127.9	135.0
8-Jun-16	129.4	137.7	127.9	135.0

May '16	123.7	131.4	127.9	135.0
Apr '16	118.0	125.0	127.9	135.0
Mar '16	117.2	124.2	135.9	135.0
Feb '16	119.5	126.5	143.8	135.0
Jan '16	121.1	128.6	141.9	135.0

Dec '15	127.5	135.0	143.9	135.0
Nov '15	138.8	145.6	148.6	135.0
Oct '15	139.7	146.7	149.3	n/a
Sep '15	142.2	149.4	145.3	135.0
Aug '15	142.2	149.5	147.3	135.0
Jul '15	138.7	146.2	147.8	135.0
Jun '15	136.2	143.0	147.8	135.0
May '15	127.5	134.0	155.1	135.0
Apr '15	126.2	132.7	157.4	130.0
Mar '15	123.7	130.2	157.4	135.0
Feb '15	125.3	132.1	157.7	135.0
Jan '15	134.1	141.3	161.2	135.0

Dec '14	145.2	153.5	168.2	135.0
Nov '14	148.3	157.4	166.9	135.0
Oct '14	157.7	166.7	168.9	135.0
Sep '14	159.2	166.7	168.9	135.0
Aug '14	159.2	166.7	168.9	135.0
Jul '14	159.8	167.3	169.2	135.0
Jun '14	155.0	163.0	167.2	135.0

	Destruction Bay Self-serve			Full-serve
	regular	premium	diesel	propane
20-Jun-17	120.9	132.9	122.9	126.9
7-Jun-17	n/a	n/a	n/a	n/a
24-May-17	127.9	137.9	125.9	126.9
10-May-17	127.9	137.9	125.9	130.0
26-Apr-17	132.9	142.9	127.9	126.9
12-Apr-17	132.9	142.9	129.9	126.9
29-Mar-17	126.9	136.9	129.9	126.9
15-Mar-17	126.9	136.9	129.9	126.9
1-Mar-17	126.9	136.9	129.9	126.9
15-Feb-17	128.9	138.9	128.9	130.0
1-Feb-17	128.9	138.9	128.9	126.9
18-Jan-17	128.9	138.9	128.9	126.9
4-Jan-17	133.9	143.9	127.9	126.9

21-Dec-16	130.9	137.9	127.9	126.9
7-Dec-16	121.9	131.9	128.9	126.9
23-Nov-16	121.9	131.9	128.9	126.9
9-Nov-16	123.9	133.9	128.9	130.0
26-Oct-16	127.9	137.9	128.9	126.9
12-Oct-16	129.9	139.9	130.9	130.0
28-Sep-16	125.9	135.9	121.9	126.9
14-Sep-16	122.9	132.9	123.9	126.9
31-Aug-16	129.9	139.9	123.9	126.9
17-Aug-16	125.9	135.9	120.9	126.9
3-Aug-16	123.9	133.9	117.9	130.0
20-Jul-16	123.9	133.9	120.9	126.9
6-Jul-16	126.9	136.9	124.9	n/a
22-Jun-16	132.9	142.9	124.9	130.0
8-Jun-16	137.9	147.9	122.9	126.9

May '16	120.4	130.9	116.9	130.0
Apr '16	118.9	128.9	113.9	130.0
Mar '16	116.9	126.9	112.2	127.9
Feb '16	111.9	121.9	109.9	126.9
Jan '16	120.4	130.4	115.9	126.9

Dec '15	121.9	131.9	122.4	126.9
Nov '15	131.9	141.9	128.4	128.5
Oct '15	140.9	150.9	131.9	126.9
Sep '15	134.6	144.6	122.9	129.0
Aug '15	143.9	153.9	122.4	130.0
Jul '15	138.4	148.4	122.9	130.0
Jun '15	136.9	146.9	125.9	130.0
May '15	131.9	141.9	128.9	126.9
Apr '15	128.6	138.6	129.9	126.8
Mar '15	123.9	133.9	138.9	126.8
Feb '15	123.4	133.4	139.4	126.9
Jan '15	121.9	131.9	135.4	129.9

Dec '14	128.9	138.9	155.9	132.9
Nov '14	139.9	154.9	164.4	132.9
Oct '14	148.9	159.6	152.2	125.6
Sep '14	153.9	163.9	153.9	124.9
Aug '14	152.9	162.9	152.9	124.9
Jul '14	154.9	164.9	156.9	129.9
Jun '14	158.9	168.9	159.4	129.9

Retail Motor Fuel Prices — Eagle Plains & Faro

	Eagle Plains			
	Self-Serve			Full-serve
	regular	premium	diesel	propane
20-Jun-17	145.0	-	140.0	140.0
7-Jun-17	145.0	-	145.0	140.0
24-May-17	145.0	-	145.0	140.0
10-May-17	145.0	-	145.0	140.0
26-Apr-17	145.0	-	140.0	140.0
12-Apr-17	145.0	-	140.0	140.0
29-Mar-17	145.0	-	140.0	140.0
15-Mar-17	145.0	-	140.0	140.0
1-Mar-17	145.0	-	140.0	140.0
15-Feb-17	145.0	-	140.0	140.0
1-Feb-17	145.0	-	140.0	140.0
18-Jan-17	145.0	-	140.0	140.0
4-Jan-17	145.0	-	140.0	140.0
21-Dec-16	145.0	-	140.0	140.0
7-Dec-16	145.0	-	140.0	140.0
23-Nov-16	145.0	-	140.0	140.0
9-Nov-16	145.0	-	145.0	140.0
26-Oct-16	145.0	-	145.0	140.0
12-Oct-16	145.0	-	145.0	140.0
28-Sep-16	145.0	-	145.0	140.0
14-Sep-16	145.0	-	145.0	140.0
31-Aug-16	145.0	-	140.0	140.0
17-Aug-16	145.0	-	145.0	140.0
3-Aug-16	145.0	-	145.0	140.0
20-Jul-16	145.0	-	140.0	140.0
6-Jul-16	145.0	-	145.0	140.0
22-Jun-16	145.0	-	145.0	140.0
8-Jun-16	145.0	-	145.0	140.0
May '16	145.0	-	145.0	140.0
Apr '16	145.0	-	140.0	140.0
Mar '16	146.7	-	145.0	140.0
Feb '16	150.0	-	150.0	140.0
Jan '16	150.0	-	155.0	140.0
Dec '15	150.0	-	157.5	140.0
Nov '15	150.0	-	160.0	140.0
Oct '15	150.0	-	155.0	140.0
Sep '15	150.0	-	155.0	140.0
Aug '15	150.0	-	155.0	140.0
Jul '15	150.0	-	157.5	140.0
Jun '15	152.5	-	155.0	140.0
May '15	150.0	-	160.0	140.0
Apr '15	150.0	-	158.3	143.3
Mar '15	150.0	-	160.0	145.0
Feb '15	163.5	-	162.0	140.0
Jan '15	173.0	-	155.0	140.0
Dec '14	173.0	-	165.0	140.0
Nov '14	173.0	-	170.0	140.0
Oct '14	173.0	-	175.0	140.0
Sep '14	173.0	-	170.0	140.0
Aug '14	173.0	-	175.0	140.5
Jul '14	173.0	-	172.5	140.9
Jun '14	173.0	-	175.0	140.9

	Faro		
	Self-Serve		
	regular	premium	diesel
20-Jun-17	127.9	-	132.9
7-Jun-17	127.9	-	132.9
24-May-17	127.9	-	132.9
10-May-17	127.9	-	132.9
26-Apr-17	127.9	-	132.9
12-Apr-17	127.9	-	132.9
29-Mar-17	127.9	-	132.9
15-Mar-17	124.9	-	129.9
1-Mar-17	124.9	-	129.9
15-Feb-17	124.9	-	129.9
1-Feb-17	124.9	-	129.9
18-Jan-17	124.9	-	129.9
4-Jan-17	n/a	-	n/a
21-Dec-16	124.9	-	123.9
7-Dec-16	124.9	-	123.9
23-Nov-16	n/a	-	n/a
9-Nov-16	124.9	-	123.9
26-Oct-16	124.9	-	123.9
12-Oct-16	124.9	-	123.9
28-Sep-16	n/a	-	n/a
14-Sep-16	n/a	-	n/a
31-Aug-16	124.9	-	123.9
17-Aug-16	127.9	-	126.9
3-Aug-16	127.9	-	126.9
20-Jul-16	132.9	-	131.9
6-Jul-16	134.0	-	127.0
22-Jun-16	139.9	-	138.9
8-Jun-16	129.9	-	128.9
May '16	109.9	-	108.9
Apr '16	109.9	-	108.9
Mar '16	100.2	-	101.2
Feb '16	102.9	-	107.4
Jan '16	107.4	-	114.9
Dec '15	114.9	-	120.4
Nov '15	129.9	-	127.9
Oct '15	132.4	-	119.9
Sep '15	137.2	-	119.2
Aug '15	131.9	-	120.9
Jul '15	131.9	-	124.9
Jun '15	131.5	-	125.9
May '15	117.9	-	125.9
Apr '15	118.6	-	132.9
Mar '15	118.9	-	141.9
Feb '15	108.4	-	136.9
Jan '15	118.9	-	149.9
Dec '14	131.9	-	150.9
Nov '14	141.9	-	151.9
Oct '14	148.9	-	160.9
Sep '14	148.9	-	169.9
Aug '14	155.9	-	169.9
Jul '14	155.9	-	169.9
Jun '14	155.9	-	169.9

Retail Motor Fuel Prices — Haines Junction

	Self-serve			Full-serve
	regular	premium	diesel	propane
20-Jun-17	119.2	127.9	119.7	100.0
7-Jun-17	123.6	128.5	119.6	100.0
24-May-17	122.2	129.2	122.2	n/a
10-May-17	120.8	128.7	121.9	100.0
26-Apr-17	122.6	129.2	122.2	100.0
12-Apr-17	122.8	128.7	121.7	100.0
29-Mar-17	121.4	130.9	121.7	100.0
15-Mar-17	121.4	130.9	120.9	100.0
1-Mar-17	121.4	130.9	120.2	100.0
15-Feb-17	123.6	130.9	120.6	n/a
1-Feb-17	122.4	130.9	122.4	100.0
18-Jan-17	119.2	127.9	119.7	100.0
4-Jan-17	121.7	130.9	119.7	100.0
21-Dec-16	113.9	122.9	115.2	100.0
7-Dec-16	113.9	121.9	116.9	100.0
23-Nov-16	114.9	121.9	116.9	100.0
9-Nov-16	118.9	126.4	116.9	100.0
26-Oct-16	118.9	126.4	117.4	100.0
12-Oct-16	118.9	126.4	116.4	100.0
28-Sep-16	117.7	126.4	115.9	100.0
14-Sep-16	116.9	126.4	115.9	100.0
31-Aug-16	119.2	126.4	115.2	100.0
17-Aug-16	118.9	126.4	115.4	100.0
3-Aug-16	119.9	126.4	115.9	100.9
20-Jul-16	122.7	130.4	114.7	100.0
6-Jul-16	122.7	130.4	112.2	100.0
22-Jun-16	129.9	136.9	114.4	100.0
8-Jun-16	118.9	130.4	113.6	100.0
May '16	111.1	119.2	109.9	100.0
Apr '16	104.0	111.7	108.2	100.0
Mar '16	99.1	105.4	109.1	100.0
Feb '16	98.6	104.4	109.1	100.0
Jan '16	105.2	110.4	116.9	100.0
Dec '15	107.6	110.4	118.9	100.0
Nov '15	119.6	123.7	126.2	100.0
Oct '15	123.9	128.4	126.5	100.0
Sep '15	124.3	131.9	127.6	100.0
Aug '15	126.5	137.7	127.8	100.0
Jul '15	124.0	132.4	128.7	100.0
Jun '15	121.3	127.4	127.5	109.9
May '15	116.9	124.7	129.0	109.9
Apr '15	110.9	118.6	128.9	114.6
Mar '15	107.5	115.9	131.3	114.9
Feb '15	104.1	110.4	130.8	114.9
Jan '15	109.2	115.7	134.2	119.5
Dec '14	123.5	130.9	138.7	114.5
Nov '14	133.7	139.4	144.4	124.0
Oct '14	137.5	143.4	147.1	124.0
Sep '14	139.7	145.4	147.9	124.0
Aug '14	140.7	146.2	149.4	124.0
Jul '14	144.3	150.7	150.3	124.0
Jun '14	145.3	150.7	150.2	124.0

Retail Motor Fuel Prices — Jake's Corner

	Self-serve			Full-serve
	regular	premium	diesel	propane
20-Jun-17	116.8	129.8	116.8	115.0
7-Jun-17	116.8	129.8	116.8	115.0
24-May-17	116.8	129.8	116.8	115.0
10-May-17	119.8	129.8	119.8	100.0
26-Apr-17	119.8	129.8	124.8	n/a
12-Apr-17	119.8	129.8	124.8	100.0
29-Mar-17	119.8	129.8	124.8	115.0
15-Mar-17	119.8	129.8	124.8	115.0
1-Mar-17	119.8	129.8	124.8	115.0
15-Feb-17	116.8	129.8	116.8	115.0
1-Feb-17	119.8	129.8	124.8	115.0
18-Jan-17	119.8	129.8	124.8	115.0
4-Jan-17	115.8	129.8	124.8	115.0
21-Dec-16	115.8	129.8	124.8	115.0
7-Dec-16	115.8	129.8	124.8	115.0
23-Nov-16	n/a	n/a	n/a	n/a
9-Nov-16	115.8	129.8	124.8	115.0
26-Oct-16	115.8	129.8	124.8	115.0
12-Oct-16	119.8	129.8	124.8	115.0
28-Sep-16	115.8	129.8	114.8	115.0
14-Sep-16	115.8	129.8	114.8	115.0
31-Aug-16	115.8	129.8	114.8	115.0
17-Aug-16	115.8	129.8	114.8	115.0
3-Aug-16	115.8	129.8	114.8	115.0
20-Jul-16	117.8	129.8	114.8	115.0
6-Jul-16	119.8	129.8	114.8	115.0
22-Jun-16	129.8	139.8	107.8	115.0
8-Jun-16	119.9	129.9	107.9	100.0
May '16	109.8	119.8	99.8	110.0
Apr '16	102.3	113.8	102.3	110.0
Mar '16	94.5	107.5	107.5	110.0
Feb '16	91.8	104.8	112.8	105.0
Jan '16	99.8	129.8	112.8	110.0
Dec '15	104.8	129.8	115.8	110.0
Nov '15	119.8	129.8	118.8	110.0
Oct '15	119.8	129.8	124.3	110.0
Sep '15	121.8	138.8	120.8	100.0
Aug '15	114.9	129.8	130.4	100.0
Jul '15	117.4	129.8	125.7	105.0
Jun '15	121.1	133.8	125.6	100.0
May '15	112.4	124.8	130.4	100.0
Apr '15	110.9	124.8	134.9	100.0
Mar '15	111.4	124.8	134.4	105.0
Feb '15	106.4	124.8	132.4	105.0
Jan '15	118.2	129.8	133.2	105.0
Dec '14	136.4	134.8	146.9	110.0
Nov '14	138.9	149.8	150.4	110.0
Oct '14	142.6	149.8	150.4	110.0
Sep '14	144.4	149.8	150.4	110.0
Aug '14	144.4	149.8	150.4	110.0
Jul '14	144.6	149.8	151.1	110.0
Jun '14	145.7	149.8	152.4	110.0

Effective January 2016, Jake's Corner prices are reported rather than Tagish area prices, due to Tagish gas station closure.

Retail Motor Fuel Prices — Mayo

	Self-serve			Full-serve	
	regular	premium	diesel	regular	diesel
20-Jun-17	112.3	-	113.2	128.9	123.9
7-Jun-17	117.1	-	112.3	128.9	123.9
24-May-17	119.9	-	114.2	128.9	123.9
10-May-17	119.9	-	114.2	128.9	123.9
26-Apr-17	119.9	-	114.2	128.9	123.9
12-Apr-17	119.9	-	114.2	128.9	123.9
29-Mar-17	119.9	-	114.2	128.9	123.9
15-Mar-17	119.9	-	114.2	128.9	123.9
1-Mar-17	119.9	-	114.2	n/a	n/a
15-Feb-17	119.9	-	111.3	128.9	123.9
1-Feb-17	119.9	-	111.3	128.9	123.9
18-Jan-17	119.9	-	111.3	128.9	123.9
4-Jan-17	n/a	-	n/a	128.9	123.9
21-Dec-16	117.9	-	113.9	128.9	123.9
7-Dec-16	117.9	-	113.9	128.9	123.9
23-Nov-16	n/a	-	n/a	128.9	123.9
9-Nov-16	121.9	-	113.9	128.9	123.9
26-Oct-16	121.9	-	115.9	128.9	123.9
12-Oct-16	130.9	-	123.9	128.9	123.9
28-Sep-16	123.9	-	115.9	128.9	123.9
14-Sep-16	123.9	-	115.9	128.9	123.9
31-Aug-16	123.9	-	114.9	128.9	123.9
17-Aug-16	123.9	-	114.9	128.9	123.9
3-Aug-16	126.9	-	116.9	128.9	123.9
20-Jul-16	126.9	-	116.9	128.9	123.9
6-Jul-16	126.9	-	116.9	135.9	123.9
22-Jun-16	130.9	-	116.9	135.9	123.9
8-Jun-16	126.9	-	112.9	123.9	123.9
May '16	120.9	-	107.4	115.9	119.9
Apr '16	118.5	-	103.9	109.9	119.9
Mar '16	101.9	-	105.9	111.2	118.6
Feb '16	102.9	-	109.9	109.9	119.9
Jan '16	109.9	-	125.4	112.9	125.4
Dec '15	111.4	-	129.4	115.9	136.9
Nov '15	122.9	-	131.4	135.9	139.4
Oct '15	128.9	-	128.4	135.9	139.4
Sep '15	130.9	-	128.6	135.9	142.9
Aug '15	133.4	-	126.9	135.9	142.9
Jul '15	128.9	-	127.9	135.9	142.9
Jun '15	126.9	-	127.9	131.4	142.9
May '15	121.4	-	127.9	126.9	142.9
Apr '15	115.6	-	135.2	117.9	142.9
Mar '15	110.9	-	139.9	117.9	142.9
Feb '15	107.9	-	139.9	117.9	142.9
Jan '15	114.4	-	141.9	122.9	147.9
Dec '14	129.4	-	147.4	139.4	160.9
Nov '14	135.9	-	148.9	145.9	160.9
Oct '14	n/a	-	n/a	154.9	160.9
Sep '14	n/a	-	n/a	154.9	160.9
Aug '14	n/a	-	n/a	n/a	n/a
Jul '14	n/a	-	n/a	154.9	160.9
Jun '14	n/a	-	n/a	154.9	160.9

Retail Motor Fuel Prices — Pelly Crossing & Ross River

	Pelly Crossing Self-serve	
	regular	diesel
20-Jun-17	127.9	127.9
7-Jun-17	127.9	127.9
24-May-17	127.9	127.9
10-May-17	127.9	127.9
26-Apr-17	127.9	127.9
12-Apr-17	123.9	127.9
29-Mar-17	123.9	127.9
15-Mar-17	121.9	127.9
1-Mar-17	121.9	127.9
15-Feb-17	121.9	127.9
1-Feb-17	119.9	129.9
18-Jan-17	119.9	129.9
4-Jan-17	119.9	129.9
21-Dec-16	119.9	129.9
7-Dec-16	119.9	129.9
23-Nov-16	128.9	129.9
9-Nov-16	128.9	129.9
26-Oct-16	128.9	129.9
12-Oct-16	128.9	123.9
28-Sep-16	129.9	n/a
14-Sep-16	128.9	129.9
31-Aug-16	128.9	129.9
17-Aug-16	128.9	129.9
3-Aug-16	120.0	119.0
20-Jul-16	137.0	128.0
6-Jul-16	137.0	128.0
22-Jun-16	137.0	128.0
8-Jun-16	137.0	128.0
May '16	118.0	115.0
Apr '16	104.9	111.9
Mar '16	104.9	111.9
Feb '16	104.9	111.9
Jan '16	122.9	121.9
Dec '15	124.9	131.9
Nov '15	129.9	131.9
Oct '15	142.9	135.9
Sep '15	138.9	135.9
Aug '15	135.4	135.9
Jul '15	133.9	135.9
Jun '15	130.9	135.9
May '15	127.9	135.9
Apr '15	124.9	157.9
Mar '15	121.4	157.9
Feb '15	117.9	157.9
Jan '15	125.9	157.9
Dec '14	142.4	157.9
Nov '14	146.9	157.9
Oct '14	154.9	169.9
Sep '14	154.9	169.9
Aug '14	154.9	169.9
Jul '14	154.9	169.9
Jun '14	154.9	169.9

	Ross River Self-serve	
	regular	diesel
20-Jun-17	129.9	129.9
7-Jun-17	129.9	129.9
24-May-17	129.9	129.9
10-May-17	129.9	129.9
26-Apr-17	129.9	129.9
12-Apr-17	129.9	129.9
29-Mar-17	129.9	129.9
15-Mar-17	129.9	129.9
1-Mar-17	129.9	129.9
15-Feb-17	129.9	129.9
1-Feb-17	129.9	129.9
18-Jan-17	129.9	127.9
4-Jan-17	129.9	127.9
21-Dec-16	129.9	127.9
7-Dec-16	129.9	127.9
23-Nov-16	129.9	127.9
9-Nov-16	131.9	124.9
26-Oct-16	136.3	124.9
12-Oct-16	125.9	124.9
28-Sep-16	136.3	124.9
14-Sep-16	125.9	124.9
31-Aug-16	124.9	110.9
17-Aug-16	129.9	112.1
3-Aug-16	127.0	131.0
20-Jul-16	125.1	104.6
6-Jul-16	125.1	104.6
22-Jun-16	n/a	n/a
8-Jun-16	128.9	101.6
May '16	118.5	106.1
Apr '16	115.3	113.5
Mar '16	109.4	110.4
Feb '16	99.4	102.9
Jan '16	111.5	114.3
Dec '15	115.6	119.4
Nov '15	126.9	122.9
Oct '15	131.4	123.1
Sep '15	129.9	113.5
Aug '15	129.9	113.5
Jul '15	126.7	110.9
Jun '15	122.6	115.4
May '15	118.4	119.9
Apr '15	117.5	126.0
Mar '15	117.5	129.5
Feb '15	105.0	115.0
Jan '15	115.0	130.1
Dec '14	n/a	n/a
Nov '14	137.4	138.7
Oct '14	148.9	147.3
Sep '14	151.5	143.7
Aug '14	151.5	143.7
Jul '14	151.5	143.7
Jun '14	152.0	150.7

Retail Motor Fuel Prices — Stewart Crossing

	Self-Serve		
	regular	premium	diesel
20-Jun-17	123.9	129.9	122.9
7-Jun-17	126.9	132.9	123.9
24-May-17	126.9	132.9	123.9
10-May-17	126.9	132.9	123.9
26-Apr-17	129.9	135.9	125.9
12-Apr-17	129.9	135.9	125.9
29-Mar-17	129.9	135.9	125.9
15-Mar-17	129.9	135.9	125.9
1-Mar-17	129.9	135.9	125.9
15-Feb-17	129.9	135.9	125.9
1-Feb-17	129.9	135.9	125.9
18-Jan-17	129.9	135.9	125.9
4-Jan-17	129.9	135.9	125.9
21-Dec-16	121.9	127.9	119.9
7-Dec-16	121.9	127.9	119.9
23-Nov-16	121.9	127.9	119.9
9-Nov-16	125.9	131.9	119.9
26-Oct-16	125.9	131.9	119.9
12-Oct-16	125.9	131.9	117.9
28-Sep-16	125.9	131.9	117.9
14-Sep-16	125.9	131.9	117.9
31-Aug-16	125.9	131.9	117.9
17-Aug-16	125.9	131.9	117.9
3-Aug-16	125.9	131.9	117.9
20-Jul-16	127.9	133.9	117.9
6-Jul-16	127.9	133.9	117.9
22-Jun-16	132.9	138.9	117.9
8-Jun-16	n/a	n/a	n/a
May '16	119.9	125.9	113.9
Apr '16	112.4	118.4	109.9
Mar '16	105.9	111.9	109.9
Feb '16	101.9	107.9	109.9
Jan '16	109.9	115.9	125.9
Dec '15	109.9	115.9	125.9
Nov '15	124.9	130.9	131.9
Oct '15	129.9	135.9	131.9
Sep '15	132.2	138.2	134.9
Aug '15	134.9	140.9	134.9
Jul '15	129.9	135.9	134.9
Jun '15	128.4	134.4	134.9
May '15	123.4	129.4	134.9
Apr '15	126.3	132.3	144.7
Mar '15	120.5	126.5	148.0
Feb '15	118.0	124.0	148.0
Jan '15	120.0	126.0	151.0
Dec '14	137.0	143.0	157.0
Nov '14	146.0	152.0	165.0
Oct '14	151.3	160.0	165.0
Sep '14	153.0	163.0	165.0
Aug '14	153.0	163.0	165.0
Jul '14	159.5	163.5	163.0
Jun '14	160.0	164.0	160.9

Retail Motor Fuel Prices — Teslin

	Self-serve			Full-serve
	regular	premium	diesel	propane
20-Jun-17	120.4	130.9	117.9	100.0
7-Jun-17	120.4	130.9	117.9	102.0
24-May-17	120.4	130.9	118.9	102.0
10-May-17	123.9	133.9	119.9	102.0
26-Apr-17	123.9	133.9	119.9	102.0
12-Apr-17	119.9	125.9	119.9	102.0
29-Mar-17	123.9	128.9	119.9	102.0
15-Mar-17	123.9	128.9	119.9	102.0
1-Mar-17	123.9	133.9	119.9	102.0
15-Feb-17	123.9	133.9	119.9	102.0
1-Feb-17	123.9	133.9	119.9	102.0
18-Jan-17	123.9	133.9	119.9	102.0
4-Jan-17	119.4	124.9	115.4	102.0
21-Dec-16	115.9	125.9	115.9	102.0
7-Dec-16	115.9	125.9	115.9	102.0
23-Nov-16	117.9	129.9	116.9	102.0
9-Nov-16	119.9	129.9	117.9	102.0
26-Oct-16	119.9	129.9	117.9	102.0
12-Oct-16	119.9	129.9	117.9	102.0
28-Sep-16	119.9	129.9	112.9	102.0
14-Sep-16	119.9	129.9	112.9	102.0
31-Aug-16	119.9	129.9	112.9	102.0
17-Aug-16	119.9	129.9	112.9	102.0
3-Aug-16	119.9	129.9	112.9	102.5
20-Jul-16	121.9	131.9	112.9	102.5
6-Jul-16	124.4	131.9	113.4	100.0
22-Jun-16	133.9	143.9	115.4	109.0
8-Jun-16	123.9	133.9	112.9	105.0
May '16	113.9	123.9	112.9	105.0
Apr '16	105.2	116.4	105.9	110.0
Mar '16	101.2	109.9	105.9	109.7
Feb '16	99.9	109.9	105.9	112.3
Jan '16	107.4	117.4	116.9	117.5
Dec '15	109.9	119.9	121.9	120.00
Nov '15	121.4	129.4	126.7	117.5
Oct '15	123.9	133.9	128.7	115.0
Sep '15	127.2	137.2	126.9	115.0
Aug '15	128.2	139.4	127.9	115.0
Jul '15	126.7	134.9	126.9	115.0
Jun '15	125.7	134.9	126.9	115.0
May '15	117.2	127.4	129.7	115.0
Apr '15	113.9	123.9	131.4	113.3
Mar '15	113.9	123.9	132.9	112.5
Feb '15	106.4	116.4	132.9	115.0
Jan '15	106.7	116.9	136.4	115.0
Dec '14	123.7	132.9	146.4	115.0
Nov '14	130.9	141.9	150.9	115.0
Oct '14	136.6	145.4	149.6	110.0
Sep '14	139.4	148.9	149.9	110.0
Aug '14	139.4	148.9	149.9	107.5
Jul '14	145.7	155.4	149.9	108.8
Jun '14	145.9	155.9	150.4	110.0

Retail Motor Fuel Prices — Watson Lake

	Self-serve			Full-serve	
	regular	premium	diesel	diesel	propane
20-Jun-17	117.2	133.5	117.2	-	105.9
7-Jun-17	117.2	133.9	117.7	-	105.9
24-May-17	117.2	134.4	117.9	-	105.9
10-May-17	121.4	-	121.9	-	105.9
26-Apr-17	122.4	-	121.4	-	105.9
12-Apr-17	122.4	-	121.4	-	105.9
29-Mar-17	110.9	-	116.9	-	105.9
15-Mar-17	110.9	-	116.9	-	105.9
1-Mar-17	110.9	-	116.9	-	105.9
15-Feb-17	115.9	-	118.9	-	105.9
1-Feb-17	115.9	-	115.9	-	105.9
18-Jan-17	115.9	-	115.9	-	114.9
4-Jan-17	116.9	-	117.9	-	115.9
21-Dec-16	106.9	-	112.9	-	105.9
7-Dec-16	106.9	-	112.9	-	105.9
23-Nov-16	117.9	n/a	119.9	-	105.9
9-Nov-16	128.9	n/a	128.9	-	n/a
26-Oct-16	121.4	n/a	121.9	-	105.9
12-Oct-16	121.4	n/a	121.9	-	105.9
28-Sep-16	117.4	119.9	116.9	-	n/a
14-Sep-16	115.9	119.9	114.2	-	105.9
31-Aug-16	116.9	119.9	114.2	-	105.9
17-Aug-16	116.9	119.9	113.2	-	105.9
3-Aug-16	114.6	120.9	114.6	-	105.9
20-Jul-16	116.9	121.9	116.2	-	105.9
6-Jul-16	123.2	122.9	117.6	-	105.9
22-Jun-16	123.2	122.9	117.6	-	105.9
8-Jun-16	117.4	n/a	117.4	-	105.9
May '16	110.4	111.9	105.1		111.9
Apr '16	106.4	112.9	103.9		111.9
Mar '16	95.1	110.9	96.1	-	105.9
Feb '16	92.7	112.4	97.2	-	105.9
Jan '16	99.5	117.9	99.8	-	105.9
Dec '15	103.5	114.9	104.9	-	115.9
Nov '15	114.2	137.9	112.6	-	129.8
Oct '15	117.6	127.9	112.6	-	131.2
Sep '15	119.8	132.2	115.9	-	127.0
Aug '15	126.0	129.4	118.5	-	130.9
Jul '15	123.1	125.9	118.3	n/a	130.9
Jun '15	120.5	129.2	118.3	143.9	130.9
May '15	117.1	123.2	119.4	143.9	130.9
Apr '15	110.1	119.9	117.2	143.9	130.9
Mar '15	105.8	115.9	118.9	-	130.9
Feb '15	100.7	112.7	124.2	-	130.9
Jan '15	100.9	113.9	130.9	-	130.9
Dec '14	114.9	126.7	140.2	140.9	130.9
Nov '14	128.7	138.2	147.9	140.9	130.9
Oct '14	140.8	149.8	147.4	140.9	130.9
Sep '14	145.4	152.6	151.1	140.9	127.2
Aug '14	145.7	152.1	151.3	140.9	127.2
Jul '14	146.3	152.9	153.0	140.9	127.2
Jun '14	146.7	154.1	153.6	140.9	128.8

Residential Fuel Prices in Yukon

Average Prices as of June 20, 2017

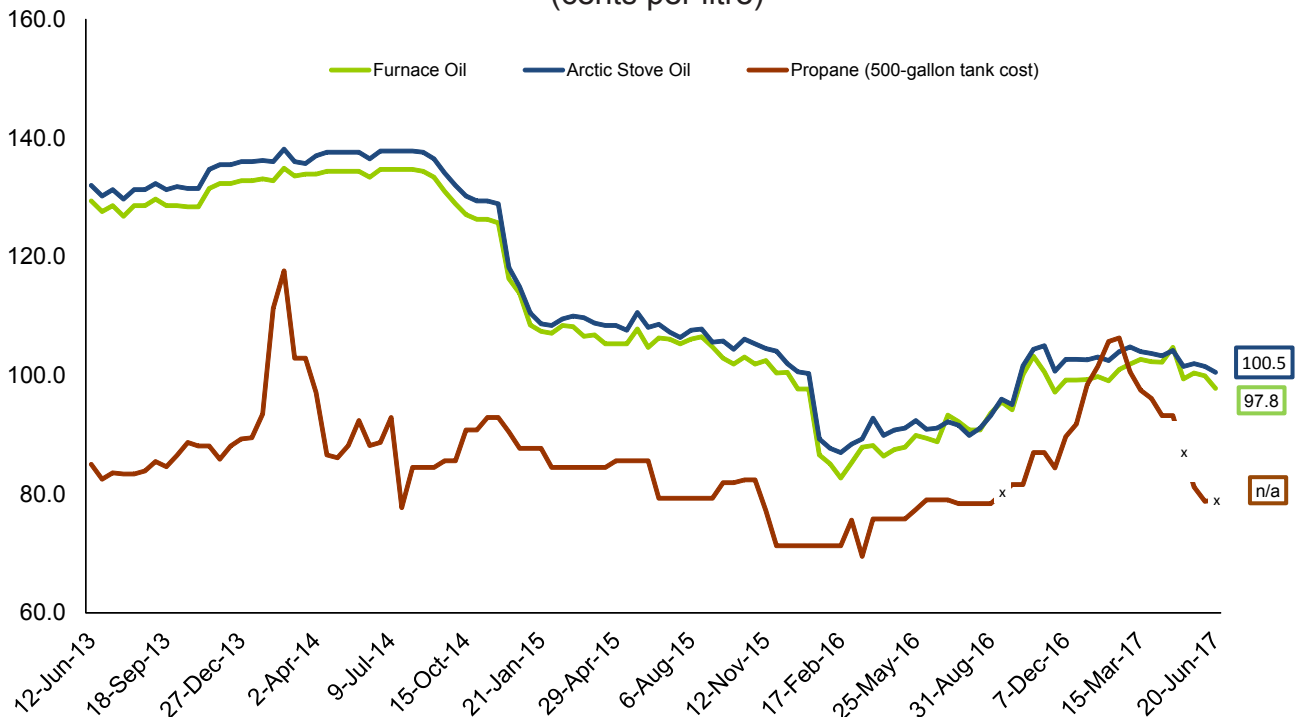
	Residential Heating Fuels			% Change June 22, 2016 to June 20, 2017		
	Furnace Oil	Arctic Stove Oil	Propane (500-gallon tank cost)	Furnace Oil	Arctic Stove Oil	Propane (500-gallon tank cost)
Whitehorse	97.8	100.5	n/a	10.1%	10.3%	n/a
Beaver Creek	104.4	110.8	-	5.8%	11.6%	-
Burwash Landing	104.5	107.3	-	10.6%	12.2%	-
Carcross	102.2	104.6	-	8.7%	13.1%	-
Carmacks	102.2	105.3	n/a	13.4%	13.0%	n/a
Dawson City	104.3	110.8	n/a	6.1%	12.3%	n/a
Destruction Bay	101.4	104.6	-	7.9%	13.1%	-
Faro	102.4	105.5	n/a	13.4%	12.8%	n/a
Haines Junction	99.0	99.5	n/a	6.5%	1.3%	n/a
Marsh Lake	102.0	105.1	-	13.5%	13.0%	-
Mayo	107.9	114.5	n/a	7.8%	11.5%	n/a
Pelly Crossing	101.7	107.2	-	6.3%	12.7%	-
Ross River	103.4	106.6	n/a	13.1%	12.8%	n/a
Stewart Crossing	104.1	107.2	-	13.2%	12.7%	-
Tagish	102.2	110.0	-	8.7%	11.3%	-
Teslin	100.4	105.3	n/a	6.4%	13.0%	n/a
Watson Lake	102.7	104.5	n/a	6.2%	13.1%	n/a

Notes: All prices are Canadian cents per litre, including all applicable taxes.
 “-” indicates this service was not available in this community at this time.
 “n/a” indicates this information was not available for the reporting period

Comparing June 20, 2017 to June 22, 2016, prices of furnace oil increased in all Yukon communities. The largest percentage increase was in Marsh Lake, up 13.5%.

Increases were also reported for Arctic stove oil prices in all Yukon communities. The largest increase was in Carcross, Destruction Bay and Watson Lake, up 13.1%.

Average Residential Bi-weekly Heating Fuel Prices, Whitehorse
 June 2013 - June 2017
 (cents per litre)



Residential Heating Fuel Prices — Whitehorse

	Furnace Oil	Arctic Stove Oil	Propane (500-gallon tank cost)
20-Jun-17	97.8	100.5	n/a
7-Jun-17	99.9	101.5	78.8
24-May-17	100.4	102.0	81.2
10-May-17	99.4	101.5	n/a
26-Apr-17	104.7	104.2	93.2
12-Apr-17	102.2	103.3	93.2
29-Mar-17	102.3	103.7	96.1
15-Mar-17	102.7	104.0	97.5
1-Mar-17	101.9	104.8	100.6
15-Feb-17	101.0	104.0	106.3
1-Feb-17	99.1	102.5	105.7
18-Jan-17	99.8	103.1	101.5
4-Jan-17	99.3	102.6	98.4
21-Dec-16	99.2	102.7	91.8
7-Dec-16	99.2	102.7	89.7
23-Nov-16	97.2	100.7	84.4
9-Nov-16	100.6	105.0	87.0
26-Oct-16	103.2	104.4	87.0
12-Oct-16	100.1	101.6	81.6
28-Sep-16	94.2	95.1	81.6
14-Sep-16	95.5	96.0	n/a
31-Aug-16	93.6	93.2	78.4
17-Aug-16	90.8	91.1	78.4
3-Aug-16	90.8	89.9	78.4
20-Jul-16	92.2	91.6	78.4
6-Jul-16	93.3	92.2	79.0
22-Jun-16	88.8	91.1	79.0
8-Jun-16	89.4	90.9	79.0
May '16	88.9	91.8	76.6
Apr '16	87.0	90.4	75.8
Mar '16	87.1	90.2	73.6
Feb '16	83.9	87.4	71.3
Jan '16	92.2	94.8	71.3
Dec '15	99.1	101.3	71.3
Nov '15	101.5	104.3	74.3
Oct '15	102.5	105.7	82.4
Sep '15	103.2	105.3	81.0
Aug '15	106.3	107.7	79.3
Jul '15	105.7	106.9	79.3
Jun '15	105.5	108.4	82.5
May '15	106.6	109.1	85.6
Apr '15	105.8	108.5	84.9
Mar '15	107.4	109.9	84.5
Feb '15	107.8	109.0	84.5
Jan '15	108.0	109.6	87.7
Dec '14	115.1	116.6	89.1
Nov '14	126.0	129.2	92.9
Oct '14	127.4	130.5	89.1
Sep '14	132.2	135.3	85.1
Aug '14	134.6	137.7	84.5
Jul '14	134.7	137.8	85.3
Jun '14	134.1	137.2	88.5

Residential Heating Fuel Prices — Beaver Creek

	Furnace Oil	Arctic Stove Oil	Propane (500 gallon tank cost)
20-Jun-17	104.4	110.8	-
7-Jun-17	107.2	110.8	-
24-May-17	107.3	110.8	-
10-May-17	105.9	110.8	-
26-Apr-17	110.0	116.1	-
12-Apr-17	111.2	116.1	-
29-Mar-17	110.4	116.1	-
15-Mar-17	110.9	116.1	-
1-Mar-17	112.6	116.1	-
15-Feb-17	112.4	116.1	-
1-Feb-17	111.2	116.1	-
18-Jan-17	112.0	116.1	-
4-Jan-17	109.9	111.9	-
21-Dec-16	109.5	111.9	-
7-Dec-16	109.5	111.9	-
23-Nov-16	107.2	111.9	-
9-Nov-16	108.3	116.1	-
26-Oct-16	111.0	116.1	-
12-Oct-16	111.0	111.9	-
28-Sep-16	103.3	107.7	-
14-Sep-16	103.3	107.7	-
31-Aug-16	103.7	104.9	-
17-Aug-16	98.4	99.3	-
3-Aug-16	101.6	99.3	-
20-Jul-16	100.7	99.3	-
6-Jul-16	102.0	99.3	-
22-Jun-16	98.7	99.3	-
8-Jun-16	97.5	99.3	-
May '16	96.7	98.1	-
Apr '16	96.1	96.6	-
Mar '16	94.8	96.6	-
Feb '16	92.5	94.7	-
Jan '16	100.4	102.8	-
Dec '15	107.7	108.7	-
Nov '15	109.8	112.2	-
Oct '15	109.8	113.3	-
Sep '15	109.8	111.3	-
Aug '15	115.1	113.9	-
Jul '15	115.1	114.7	-
Jun '15	115.1	115.6	-
May '15	115.1	114.8	-
Apr '15	115.1	117.8	-
Mar '15	115.1	117.2	-
Feb '15	115.1	114.0	-
Jan '15	-	110.4	-

Residential Heating Fuel Prices — Burwash Landing

	Furnace Oil	Arctic Stove Oil	Propane (500 gallon tank cost)
20-Jun-17	104.5	107.3	-
7-Jun-17	104.5	107.3	-
24-May-17	104.5	107.3	-
10-May-17	104.5	107.3	-
26-Apr-17	109.2	109.7	-
12-Apr-17	109.2	109.7	-
29-Mar-17	109.2	109.7	-
15-Mar-17	109.2	109.7	-
1-Mar-17	109.2	112.4	-
15-Feb-17	109.2	109.7	-
1-Feb-17	109.2	109.7	-
18-Jan-17	109.2	109.7	-
4-Jan-17	105.0	107.6	-
21-Dec-16	105.0	107.6	-
7-Dec-16	105.0	107.6	-
23-Nov-16	105.0	107.6	-
9-Nov-16	109.2	109.7	-
26-Oct-16	109.2	109.7	-
12-Oct-16	105.0	108.2	-
28-Sep-16	100.8	105.5	-
14-Sep-16	100.8	98.7	-
31-Aug-16	97.7	97.1	-
17-Aug-16	92.4	95.6	-
3-Aug-16	92.4	94.5	-
20-Jul-16	92.4	94.5	-
6-Jul-16	92.4	95.6	-
22-Jun-16	94.5	95.6	-
8-Jun-16	94.8	95.6	-
May '16	95.2	95.3	-
Apr '16	92.6	93.9	-
Mar '16	91.0	95.6	-
Feb '16	88.8	93.2	-
Jan '16	96.7	101.0	-
Dec '15	104.0	107.4	-
Nov '15	106.9	110.3	-
Oct '15	106.9	110.1	-
Sep '15	109.5	108.8	-
Aug '15	116.0	112.0	-
Jul '15	116.0	112.8	-
Jun '15	116.0	113.7	-
May '15	111.3	113.8	-
Apr '15	116.0	114.7	-
Mar '15	118.4	115.3	-
Feb '15	116.0	112.1	-
Jan '15	120.8	110.4	-

Residential Heating Fuel Prices — Carcross

	Furnace Oil	Arctic Stove Oil	Propane (500 gallon tank cost)
20-Jun-17	102.2	104.6	-
7-Jun-17	104.9	104.6	-
24-May-17	105.0	104.6	-
10-May-17	103.7	104.6	-
26-Apr-17	107.5	109.3	-
12-Apr-17	108.7	109.3	-
29-Mar-17	107.8	109.3	-
15-Mar-17	108.3	109.3	-
1-Mar-17	110.0	109.3	-
15-Feb-17	109.8	109.3	-
1-Feb-17	108.6	109.3	-
18-Jan-17	109.4	109.3	-
4-Jan-17	107.3	105.1	-
21-Dec-16	106.9	105.1	-
7-Dec-16	106.9	105.1	-
23-Nov-16	104.7	105.1	-
9-Nov-16	105.7	109.3	-
26-Oct-16	108.5	109.3	-
12-Oct-16	108.5	105.1	-
28-Sep-16	100.7	100.9	-
14-Sep-16	100.7	100.9	-
31-Aug-16	99.1	97.8	-
17-Aug-16	93.7	92.5	-
3-Aug-16	97.0	92.5	-
20-Jul-16	96.0	92.5	-
6-Jul-16	97.3	92.5	-
22-Jun-16	94.0	92.5	-
8-Jun-16	92.8	92.5	-
May '16	92.1	92.4	-
Apr '16	90.3	92.0	-
Mar '16	88.0	91.9	-
Feb '16	85.7	90.0	-
Jan '16	93.6	98.1	-
Dec '15	100.9	104.0	-
Nov '15	103.0	107.6	-
Oct '15	103.0	107.6	-
Sep '15	103.0	105.6	-
Aug '15	108.3	108.2	-
Jul '15	108.3	109.1	-
Jun '15	108.3	109.9	-
May '15	108.3	111.0	-
Apr '15	108.3	111.4	-
Mar '15	108.3	112.6	-
Feb '15	108.3	109.9	-
Jan '15	-	109.1	-

Residential Heating Fuel Prices — Carmacks

	Furnace Oil	Arctic Stove Oil	Propane (500-gallon tank cost)
20-Jun-17	102.2	105.3	n/a
7-Jun-17	102.2	105.3	97.1
24-May-17	102.2	105.3	95.9
10-May-17	102.2	105.3	n/a
26-Apr-17	106.9	110.0	107.9
12-Apr-17	106.9	110.0	107.9
29-Mar-17	106.9	110.0	110.8
15-Mar-17	106.9	110.0	112.2
1-Mar-17	106.9	110.0	115.3
15-Feb-17	106.9	110.0	121.0
1-Feb-17	106.9	110.0	120.4
18-Jan-17	106.9	110.0	116.2
4-Jan-17	102.7	105.8	113.1
21-Dec-16	102.7	105.8	106.5
7-Dec-16	102.7	105.8	104.4
23-Nov-16	102.7	105.8	99.1
9-Nov-16	106.9	110.0	101.7
26-Oct-16	106.9	110.0	101.7
12-Oct-16	102.7	105.8	96.3
28-Sep-16	98.5	101.6	96.3
14-Sep-16	98.5	101.6	n/a
31-Aug-16	95.3	98.5	93.1
17-Aug-16	90.1	93.2	93.1
3-Aug-16	90.1	93.2	93.1
20-Jul-16	90.1	93.2	93.1
6-Jul-16	90.1	93.2	93.7
22-Jun-16	90.1	93.2	93.7
8-Jun-16	90.1	93.2	93.7
May '16	90.1	93.2	91.3
Apr '16	90.1	93.2	90.5
Mar '16	88.7	91.8	88.3
Feb '16	86.4	89.6	71.3
Jan '16	94.3	97.5	71.3
Dec '15	101.6	104.8	71.3
Nov '15	103.7	106.9	74.3
Oct '15	103.7	106.9	82.4
Sep '15	103.7	106.9	81.0
Aug '15	109.0	112.1	79.3
Jul '15	109.0	112.1	79.3
Jun '15	109.0	112.1	82.5
May '15	109.0	112.1	85.6
Apr '15	109.0	112.1	84.9
Mar '15	109.0	112.1	84.5
Feb '15	109.0	112.1	84.5
Jan '15	113.7	116.9	87.7
Dec '14	124.2	127.4	91.4
Nov '14	126.8	130.0	92.9
Oct '14	128.9	132.1	89.1
Sep '14	136.3	139.4	85.1
Aug '14	136.3	139.4	84.5
Jul '14	136.3	139.4	85.3
Jun '14	136.3	139.4	88.5

Residential Heating Fuel Prices — Dawson City

	Furnace Oil	Arctic Stove Oil	Propane (500-gallon tank cost)
20-Jun-17	104.3	110.8	n/a
7-Jun-17	107.1	110.8	97.1
24-May-17	107.2	110.8	95.9
10-May-17	105.8	110.8	n/a
26-Apr-17	109.6	115.5	107.9
12-Apr-17	110.8	115.5	107.9
29-Mar-17	109.9	115.5	110.8
15-Mar-17	110.5	115.5	112.2
1-Mar-17	112.1	115.5	115.3
15-Feb-17	111.9	115.5	121.0
1-Feb-17	110.8	115.5	120.4
18-Jan-17	111.6	115.5	116.2
4-Jan-17	109.5	111.3	113.1
21-Dec-16	109.1	111.3	106.5
7-Dec-16	109.1	111.3	104.4
23-Nov-16	106.9	111.3	99.1
9-Nov-16	107.8	115.5	101.7
26-Oct-16	110.7	115.5	101.7
12-Oct-16	110.6	111.3	96.3
28-Sep-16	102.9	107.1	96.3
14-Sep-16	102.9	107.1	n/a
31-Aug-16	103.3	104.0	93.1
17-Aug-16	98.0	98.7	93.1
3-Aug-16	101.3	98.7	93.1
20-Jul-16	100.3	98.7	93.1
6-Jul-16	101.6	98.7	93.7
22-Jun-16	98.3	98.7	93.7
8-Jun-16	97.1	98.7	93.7
May '16	96.4	97.6	91.3
Apr '16	95.6	96.3	90.5
Mar '16	94.2	96.2	88.3
Feb '16	91.9	94.3	71.3
Jan '16	99.8	102.4	71.3
Dec '15	107.1	108.3	71.3
Nov '15	109.2	111.8	74.3
Oct '15	109.2	112.8	82.4
Sep '15	109.2	110.8	81.0
Aug '15	114.5	113.5	79.3
Jul '15	114.5	114.3	79.3
Jun '15	114.5	115.2	82.5
May '15	114.5	114.5	85.6
Apr '15	114.5	117.3	84.9
Mar '15	114.5	117.9	84.5
Feb '15	114.5	114.4	84.5
Jan '15	119.2	123.1	87.7
Dec '14	129.7	134.4	91.4
Nov '14	132.3	135.5	92.9
Oct '14	134.4	137.6	89.1
Sep '14	141.8	144.9	85.1
Aug '14	141.8	144.9	84.5
Jul '14	141.8	144.9	85.3
Jun '14	141.8	144.9	88.5

Residential Heating Fuel Prices — Destruction Bay

	Furnace Oil	Arctic Stove Oil	Propane (500 gallon tank cost)
20-Jun-17	101.4	104.6	-
7-Jun-17	101.4	104.6	-
24-May-17	101.4	104.6	-
10-May-17	101.4	104.6	-
26-Apr-17	106.2	109.3	-
12-Apr-17	106.2	109.3	-
29-Mar-17	106.2	109.3	-
15-Mar-17	106.2	109.3	-
1-Mar-17	106.2	109.3	-
15-Feb-17	106.2	109.3	-
1-Feb-17	106.2	109.3	-
18-Jan-17	106.2	109.3	-
4-Jan-17	102.0	105.1	-
21-Dec-16	102.0	105.1	-
7-Dec-16	102.0	105.1	-
23-Nov-16	102.0	105.1	-
9-Nov-16	106.2	109.3	-
26-Oct-16	106.2	109.3	-
12-Oct-16	102.0	105.1	-
28-Sep-16	97.8	100.9	-
14-Sep-16	97.8	100.9	-
31-Aug-16	94.6	97.8	-
17-Aug-16	89.4	92.5	-
3-Aug-16	89.4	92.5	-
20-Jul-16	89.4	92.5	-
6-Jul-16	89.4	92.5	-
22-Jun-16	94.0	92.5	-
8-Jun-16	94.1	92.5	-
May '16	93.3	93.0	-
Apr '16	91.0	93.2	-
Mar '16	88.0	93.3	-
Feb '16	85.7	92.5	-
Jan '16	93.6	98.7	-
Dec '15	100.9	104.1	-
Nov '15	103.0	106.2	-
Oct '15	103.0	106.2	-
Sep '15	103.0	106.2	-
Aug '15	108.3	111.4	-
Jul '15	108.3	111.4	-
Jun '15	108.3	111.4	-
May '15	108.3	111.4	-
Apr '15	108.3	111.4	-
Mar '15	108.3	111.4	-
Feb '15	108.3	111.4	-

Residential Heating Fuel Prices — Faro

	Furnace Oil	Arctic Stove Oil	Propane (500-gallon tank cost)
20-Jun-17	102.4	105.5	n/a
7-Jun-17	102.4	105.5	97.1
24-May-17	102.4	105.5	95.9
10-May-17	102.4	105.5	n/a
26-Apr-17	107.1	110.3	107.9
12-Apr-17	107.1	110.3	107.9
29-Mar-17	107.1	110.3	110.8
15-Mar-17	107.1	110.3	112.2
1-Mar-17	107.1	110.3	115.3
15-Feb-17	107.1	110.3	121.0
1-Feb-17	107.1	110.3	120.4
18-Jan-17	107.1	110.3	116.2
4-Jan-17	102.9	106.1	113.1
21-Dec-16	102.9	106.1	106.5
7-Dec-16	102.9	106.1	104.4
23-Nov-16	102.9	106.1	99.1
9-Nov-16	107.1	110.3	101.7
26-Oct-16	107.1	110.3	101.7
12-Oct-16	102.9	106.1	96.3
28-Sep-16	98.7	101.9	96.3
14-Sep-16	98.7	101.9	n/a
31-Aug-16	95.6	98.7	93.1
17-Aug-16	90.3	93.5	93.1
3-Aug-16	90.3	93.5	93.1
20-Jul-16	90.3	93.5	93.1
6-Jul-16	90.3	93.5	93.7
22-Jun-16	90.3	93.5	93.7
8-Jun-16	90.3	93.5	93.7
May '16	90.3	93.5	91.3
Apr '16	90.3	93.5	90.5
Mar '16	88.9	92.1	88.3
Feb '16	86.7	89.8	71.3
Jan '16	94.6	97.7	71.3
Dec '15	101.9	105.0	71.3
Nov '15	104.0	107.1	74.3
Oct '15	104.0	107.1	82.4
Sep '15	104.0	107.1	81.0
Aug '15	109.2	112.4	79.3
Jul '15	109.2	112.4	79.3
Jun '15	109.2	112.4	82.5
May '15	109.2	112.4	85.6
Apr '15	109.2	112.4	84.9
Mar '15	109.2	112.4	84.5
Feb '15	109.2	112.4	84.5
Jan '15	114.0	117.1	87.7
Dec '14	124.5	127.6	91.4
Nov '14	127.1	130.2	92.9
Oct '14	129.2	132.3	89.1
Sep '14	136.5	139.7	85.1
Aug '14	136.5	139.7	84.5
Jul '14	136.5	139.7	85.3
Jun '14	136.5	139.7	88.5

Residential Heating Fuel Prices — Haines Junction

	Furnace Oil	Arctic Stove Oil	Propane (500-gallon tank cost)
20-Jun-17	99.0	99.5	n/a
7-Jun-17	101.8	98.5	97.1
24-May-17	101.9	102.5	95.9
10-May-17	100.5	100.6	n/a
26-Apr-17	104.3	104.5	107.9
12-Apr-17	105.5	104.5	107.9
29-Mar-17	104.6	103.5	110.8
15-Mar-17	105.2	104.5	112.2
1-Mar-17	106.8	104.5	115.3
15-Feb-17	106.6	107.2	121.0
1-Feb-17	105.5	104.5	120.4
18-Jan-17	106.3	103.5	116.2
4-Jan-17	104.2	101.4	113.1
21-Dec-16	103.8	100.9	106.5
7-Dec-16	103.8	100.3	104.4
23-Nov-16	101.6	97.7	99.1
9-Nov-16	102.5	100.6	101.7
26-Oct-16	105.4	103.5	101.7
12-Oct-16	105.3	100.6	96.3
28-Sep-16	97.6	101.4	96.3
14-Sep-16	97.6	102.4	n/a
31-Aug-16	98.0	100.3	93.1
17-Aug-16	92.7	96.9	93.1
3-Aug-16	95.9	96.9	93.1
20-Jul-16	95.0	98.8	93.1
6-Jul-16	96.3	98.5	93.7
22-Jun-16	93.0	98.2	93.7
8-Jun-16	91.8	94.3	93.7
May '16	91.0	93.3	91.3
Apr '16	88.7	91.4	90.5
Mar '16	85.9	90.7	88.3
Feb '16	83.6	86.5	71.3
Jan '16	91.5	94.4	71.3
Dec '15	98.8	101.1	71.3
Nov '15	100.9	105.5	74.3
Oct '15	100.9	106.1	82.4
Sep '15	100.9	103.9	81.0
Aug '15	106.2	107.1	79.3
Jul '15	106.2	108.4	79.3
Jun '15	106.2	107.9	82.5
May '15	106.2	107.1	85.6
Apr '15	106.2	104.7	84.9
Mar '15	106.2	109.1	84.5
Feb '15	106.2	107.0	84.5
Jan '15	110.9	104.7	87.7
Dec '14	121.4	116.4	91.4
Nov '14	124.0	126.5	92.9
Oct '14	126.1	128.3	89.1
Sep '14	133.5	131.6	85.1
Aug '14	133.5	133.7	84.5
Jul '14	133.5	132.9	85.3
Jun '14	133.5	133.7	88.5

Residential Heating Fuel Prices — Marsh Lake

	Furnace Oil	Arctic Stove Oil	Propane (500 gallon tank cost)
20-Jun-17	102.0	105.1	-
7-Jun-17	102.0	105.1	-
24-May-17	102.0	105.1	-
10-May-17	102.0	105.1	-
26-Apr-17	106.7	109.8	-
12-Apr-17	106.7	109.8	-
29-Mar-17	106.7	109.8	-
15-Mar-17	106.7	109.8	-
1-Mar-17	106.7	109.8	-
15-Feb-17	106.7	109.8	-
1-Feb-17	106.7	109.8	-
18-Jan-17	106.7	109.8	-
4-Jan-17	102.5	105.6	-
21-Dec-16	102.5	105.6	-
7-Dec-16	102.5	105.6	-
23-Nov-16	102.5	105.6	-
9-Nov-16	106.7	109.8	-
26-Oct-16	106.7	109.8	-
12-Oct-16	102.5	105.6	-
28-Sep-16	98.3	101.4	-
14-Sep-16	98.3	101.4	-
31-Aug-16	95.1	98.3	-
17-Aug-16	89.9	93.0	-
3-Aug-16	89.9	93.0	-
20-Jul-16	89.9	93.0	-
6-Jul-16	89.9	93.0	-
22-Jun-16	89.9	93.0	-
8-Jun-16	89.9	93.0	-
May '16	89.9	93.0	-
Apr '16	89.9	93.0	-
Mar '16	88.5	91.6	-
Feb '16	85.7	88.9	-
Jan '16	93.6	96.8	-
Dec '15	100.9	104.1	-
Nov '15	103.0	106.2	-
Oct '15	103.0	106.2	-
Sep '15	103.0	106.2	-
Aug '15	108.3	111.4	-
Jul '15	108.3	111.4	-
Jun '15	108.3	111.4	-
May '15	108.3	111.4	-
Apr '15	108.3	111.4	-
Mar '15	108.3	111.4	-
Feb '15	108.3	111.4	-

Residential Heating Fuel Prices — Mayo

	Furnace Oil	Arctic Stove Oil	Propane (500-gallon tank cost)
20-Jun-17	107.9	114.5	n/a
7-Jun-17	109.8	114.5	97.1
24-May-17	109.8	114.5	95.9
10-May-17	108.9	114.5	n/a
26-Apr-17	111.4	116.9	107.9
12-Apr-17	110.8	114.8	107.9
29-Mar-17	111.7	116.9	110.8
15-Mar-17	112.0	116.9	112.2
1-Mar-17	113.1	116.9	115.3
15-Feb-17	111.9	115.3	121.0
1-Feb-17	111.2	115.3	120.4
18-Jan-17	112.0	115.8	116.2
4-Jan-17	111.9	116.1	113.1
21-Dec-16	110.9	114.5	106.5
7-Dec-16	110.9	114.5	104.4
23-Nov-16	109.0	115.5	99.1
9-Nov-16	111.7	119.0	101.7
26-Oct-16	113.3	119.0	101.7
12-Oct-16	112.1	114.8	96.3
28-Sep-16	105.6	110.6	96.3
14-Sep-16	105.6	110.6	n/a
31-Aug-16	103.4	105.3	93.1
17-Aug-16	99.8	102.7	93.1
3-Aug-16	102.0	102.7	93.1
20-Jul-16	103.0	105.3	93.1
6-Jul-16	102.2	102.7	93.7
22-Jun-16	100.1	102.7	93.7
8-Jun-16	99.2	102.7	93.7
May '16	98.8	101.3	91.3
Apr '16	98.9	99.8	90.5
Mar '16	99.2	99.9	88.3
Feb '16	98.2	98.8	71.3
Jan '16	108.0	108.0	71.3
Dec '15	112.2	112.3	71.3
Nov '15	115.3	115.6	74.3
Oct '15	114.2	116.8	82.4
Sep '15	114.9	115.5	81.0
Aug '15	119.0	117.2	79.3
Jul '15	119.0	117.7	79.3
Jun '15	119.0	118.3	82.5
May '15	118.9	117.4	85.6
Apr '15	119.0	120.5	84.9
Mar '15	118.9	120.0	84.5
Feb '15	119.0	117.8	84.5
Jan '15	117.6	116.7	87.7
Dec '14	129.7	134.8	89.1
Nov '14	140.3	140.3	92.9
Oct '14	142.4	142.4	89.1
Sep '14	149.7	149.7	85.1
Aug '14	149.7	149.7	84.5
Jul '14	149.7	149.7	85.3
Jun '14	149.7	149.7	88.5

Residential Heating Fuel Prices — Pelly Crossing

	Furnace Oil	Arctic Stove Oil	Propane (500 gallon tank cost)
20-Jun-17	101.7	107.2	-
7-Jun-17	104.4	107.2	-
24-May-17	104.5	107.2	-
10-May-17	103.2	107.2	-
26-Apr-17	106.9	111.9	-
12-Apr-17	108.2	111.9	-
29-Mar-17	107.3	111.9	-
15-Mar-17	107.8	111.9	-
1-Mar-17	109.5	111.9	-
15-Feb-17	109.3	111.9	-
1-Feb-17	108.1	111.9	-
18-Jan-17	108.9	111.9	-
4-Jan-17	106.8	107.7	-
21-Dec-16	106.4	107.7	-
7-Dec-16	106.4	107.7	-
23-Nov-16	104.2	107.7	-
9-Nov-16	105.2	111.9	-
26-Oct-16	108.0	111.9	-
12-Oct-16	107.9	107.7	-
28-Sep-16	100.2	103.5	-
14-Sep-16	100.2	103.5	-
31-Aug-16	100.6	100.4	-
17-Aug-16	95.3	95.1	-
3-Aug-16	98.6	95.1	-
20-Jul-16	97.7	95.1	-
6-Jul-16	98.9	95.1	-
22-Jun-16	95.7	95.1	-
8-Jun-16	94.4	95.1	-
May '16	93.7	94.5	-
Apr '16	92.4	93.6	-
Mar '16	90.6	93.5	-
Feb '16	88.3	91.6	-
Jan '16	96.2	99.7	-
Dec '15	103.5	105.6	-
Nov '15	105.6	109.2	-
Oct '15	105.6	109.7	-
Sep '15	105.6	107.8	-
Aug '15	110.9	110.9	-
Jul '15	110.9	111.7	-
Jun '15	110.9	112.5	-
May '15	110.9	112.3	-
Apr '15	110.9	114.0	-
Mar '15	110.9	114.7	-
Feb '15	110.9	112.0	-
Jan '15	-	110.6	-

Residential Heating Fuel Prices — Ross River

	Furnace Oil	Arctic Stove Oil	Propane (500-gallon tank cost)
20-Jun-17	103.4	106.6	n/a
7-Jun-17	103.4	106.6	97.1
24-May-17	103.4	106.6	95.9
10-May-17	103.4	106.6	n/a
26-Apr-17	108.2	111.3	107.9
12-Apr-17	108.2	111.3	107.9
29-Mar-17	108.2	111.3	110.8
15-Mar-17	108.2	111.3	112.2
1-Mar-17	108.2	111.3	115.3
15-Feb-17	108.2	111.3	121.0
1-Feb-17	108.2	111.3	120.4
18-Jan-17	108.2	111.3	116.2
4-Jan-17	104.0	107.1	113.1
21-Dec-16	104.0	107.1	106.5
7-Dec-16	104.0	107.1	104.4
23-Nov-16	104.0	107.1	99.1
9-Nov-16	108.2	111.3	101.7
26-Oct-16	108.2	111.3	101.7
12-Oct-16	104.0	107.1	96.3
28-Sep-16	99.8	102.9	96.3
14-Sep-16	99.8	102.9	n/a
31-Aug-16	96.6	99.8	93.1
17-Aug-16	91.4	94.5	93.1
3-Aug-16	91.4	94.5	93.1
20-Jul-16	91.4	94.5	93.1
6-Jul-16	91.4	94.5	93.7
22-Jun-16	91.4	94.5	93.7
8-Jun-16	91.4	94.5	93.7
May '16	91.4	94.5	91.3
Apr '16	91.4	94.5	90.5
Mar '16	90.0	93.1	88.3
Feb '16	87.7	90.9	71.3
Jan '16	95.6	98.8	71.3
Dec '15	102.9	106.1	71.3
Nov '15	105.0	108.2	74.3
Oct '15	105.0	108.2	82.4
Sep '15	105.0	108.2	81.0
Aug '15	110.9	114.0	79.3
Jul '15	110.9	114.0	79.3
Jun '15	110.9	114.0	82.5
May '15	110.3	113.4	85.6
Apr '15	110.3	113.4	84.9
Mar '15	110.3	113.4	84.5
Feb '15	110.3	113.4	84.5
Jan '15	115.0	118.2	87.7
Dec '14	125.5	128.7	91.4
Nov '14	128.1	131.3	92.9
Oct '14	130.2	133.4	89.1
Sep '14	137.6	140.7	85.1
Aug '14	137.6	140.7	84.5
Jul '14	137.6	140.7	85.3
Jun '14	137.6	140.7	88.5

Residential Heating Fuel Prices — Stewart Crossing

	Furnace Oil	Arctic Stove Oil	Propane (500-gallon tank cost)
20-Jun-17	104.1	107.2	-
7-Jun-17	104.1	107.2	-
24-May-17	104.1	107.2	-
10-May-17	104.1	107.2	-
26-Apr-17	108.8	111.9	-
12-Apr-17	108.8	111.9	-
29-Mar-17	108.8	111.9	-
15-Mar-17	108.8	111.9	-
1-Mar-17	108.8	111.9	-
15-Feb-17	108.8	111.9	-
1-Feb-17	108.8	111.9	-
18-Jan-17	108.8	111.9	-
4-Jan-17	104.6	107.7	-
21-Dec-16	104.6	107.7	-
7-Dec-16	104.6	107.7	-
23-Nov-16	104.6	107.7	-
9-Nov-16	108.8	111.9	-
26-Oct-16	108.8	111.9	-
12-Oct-16	104.6	107.7	-
28-Sep-16	100.4	103.5	-
14-Sep-16	100.4	103.5	-
31-Aug-16	97.2	100.4	-
17-Aug-16	92.0	95.1	-
3-Aug-16	92.0	95.1	-
20-Jul-16	92.0	95.1	-
6-Jul-16	92.0	95.1	-
22-Jun-16	92.0	95.1	-
8-Jun-16	92.0	95.1	-
May '16	92.0	95.1	-
Apr '16	92.0	95.1	-
Mar '16	90.6	93.7	-
Feb '16	88.3	91.5	-
Jan '16	96.2	99.4	-
Dec '15	103.5	106.7	-
Nov '15	105.6	108.8	-
Oct '15	105.6	108.8	-
Sep '15	105.6	108.8	-
Aug '15	110.9	114.0	-
Jul '15	110.9	114.0	-
Jun '15	110.9	114.0	-
May '15	110.9	114.0	-
Apr '15	110.9	114.0	-
Mar '15	110.9	114.0	-
Feb '15	110.9	114.0	-

Residential Heating Fuel Prices — Tagish & Teslin

	Tagish		
	Furnace Oil	Arctic Stove Oil	Propane (500-gallon tank cost)
20-Jun-17	102.2	110.0	-
7-Jun-17	104.9	110.0	-
24-May-17	105.0	110.0	-
10-May-17	103.7	110.0	-
26-Apr-17	107.5	115.0	-
12-Apr-17	108.7	115.0	-
29-Mar-17	107.8	115.0	-
15-Mar-17	108.3	115.0	-
1-Mar-17	110.0	115.0	-
15-Feb-17	109.8	115.0	-
1-Feb-17	108.6	115.0	-
18-Jan-17	109.4	115.0	-
4-Jan-17	107.3	112.9	-
21-Dec-16	106.9	112.9	-
7-Dec-16	106.9	112.9	-
23-Nov-16	104.7	105.1	-
9-Nov-16	105.7	115.0	-
26-Oct-16	108.5	115.0	-
12-Oct-16	108.5	112.9	-
28-Sep-16	100.7	103.0	-
14-Sep-16	100.7	103.0	-
31-Aug-16	99.1	101.4	-
17-Aug-16	93.7	98.8	-
3-Aug-16	97.0	98.8	-
20-Jul-16	96.0	98.8	-
6-Jul-16	97.3	98.8	-
22-Jun-16	94.0	98.8	-
8-Jun-16	92.8	98.8	-
May '16	92.1	97.7	-
Apr '16	90.3	96.3	-
Mar '16	88.0	96.2	-
Feb '16	85.7	95.0	-
Jan '16	93.6	103.9	-
Dec '15	100.9	109.6	-
Nov '15	103.0	112.0	-
Oct '15	103.0	113.2	-
Sep '15	103.0	112.9	-
Aug '15	108.3	114.2	-
Jul '15	108.3	114.7	-
Jun '15	108.3	115.3	-
May '15	108.3	117.2	-
Apr '15	108.3	115.5	-
Mar '15	108.3	119.3	-
Feb '15	108.3	113.6	-
Jan '15	-	124.4	-
Dec '14	-	136.5	-
Nov '14	-	142.8	-
Oct '14	-	147.0	-
Sep '14	-	149.1	-
Aug '14	-	149.1	-
Jul '14	-	149.1	-
Jun '14	-	149.1	-

	Teslin		
	Furnace Oil	Arctic Stove Oil	Propane (500-gallon tank cost)
20-Jun-17	100.4	105.3	n/a
7-Jun-17	103.2	105.3	97.1
24-May-17	103.3	105.3	95.9
10-May-17	102.0	105.3	n/a
26-Apr-17	105.7	110.0	107.9
12-Apr-17	106.9	110.0	107.9
29-Mar-17	106.1	110.0	110.8
15-Mar-17	106.6	110.0	112.2
1-Mar-17	108.3	110.0	115.3
15-Feb-17	108.0	110.0	121.0
1-Feb-17	106.9	110.0	120.4
18-Jan-17	107.7	110.0	116.2
4-Jan-17	105.6	105.8	113.1
21-Dec-16	105.2	105.8	106.5
7-Dec-16	105.2	105.8	104.4
23-Nov-16	103.0	105.8	99.1
9-Nov-16	104.0	110.0	101.7
26-Oct-16	106.7	110.0	101.7
12-Oct-16	106.7	105.8	96.3
28-Sep-16	99.0	101.6	96.3
14-Sep-16	99.0	101.6	n/a
31-Aug-16	99.4	98.5	93.1
17-Aug-16	94.1	93.2	93.1
3-Aug-16	97.3	93.2	93.1
20-Jul-16	96.4	93.2	93.1
6-Jul-16	97.7	93.2	93.7
22-Jun-16	94.4	93.2	93.7
8-Jun-16	93.2	93.2	93.7
May '16	92.4	92.9	91.3
Apr '16	90.1	93.1	88.4
Mar '16	88.7	92.2	88.3
Feb '16	86.4	90.4	71.3
Jan '16	94.3	98.5	71.3
Dec '15	101.6	104.4	71.3
Nov '15	103.7	107.9	74.3
Oct '15	103.7	108.1	82.4
Sep '15	103.7	106.4	81.0
Aug '15	109.0	109.6	79.3
Jul '15	109.0	110.4	79.3
Jun '15	109.0	111.3	82.5
May '15	109.0	111.4	85.6
Apr '15	109.0	112.0	84.9
Mar '15	109.0	112.9	84.5
Feb '15	109.0	110.3	84.5
Jan '15	113.8	115.4	87.7
Dec '14	124.3	127.5	91.4
Nov '14	126.9	130.1	92.9
Oct '14	129.0	132.2	89.1
Sep '14	136.4	139.5	85.1
Aug '14	136.4	139.5	84.5
Jul '14	136.4	139.5	85.3
Jun '14	136.4	139.5	88.5

Residential Heating Fuel Prices — Watson Lake

	Furnace Oil	Arctic Stove Oil	Propane (500-gallon tank cost)
20-Jun-17	102.7	104.5	n/a
7-Jun-17	105.5	104.5	97.1
24-May-17	105.5	104.5	95.9
10-May-17	104.2	104.5	n/a
26-Apr-17	108.0	109.2	107.9
12-Apr-17	109.2	109.2	107.9
29-Mar-17	108.3	109.2	110.8
15-Mar-17	108.8	109.2	112.2
1-Mar-17	110.5	109.2	115.3
15-Feb-17	110.3	109.2	121.0
1-Feb-17	109.1	109.2	120.4
18-Jan-17	109.9	109.2	116.2
4-Jan-17	107.8	105.0	113.1

21-Dec-16	107.5	105.0	106.5
7-Dec-16	107.5	105.0	104.4
23-Nov-16	105.3	105.0	99.1
9-Nov-16	106.2	109.2	101.7
26-Oct-16	109.0	109.2	101.7
12-Oct-16	109.0	105.0	96.3
28-Sep-16	101.3	100.8	96.3
14-Sep-16	101.3	100.8	n/a
31-Aug-16	101.7	97.7	93.1
17-Aug-16	96.3	92.4	93.1
3-Aug-16	99.6	92.4	93.1
20-Jul-16	98.7	92.4	93.1
6-Jul-16	100.0	92.4	93.7
22-Jun-16	96.7	92.4	93.7
8-Jun-16	95.4	92.4	93.7

	Furnace Oil	Arctic Stove Oil	Propane (500-gallon tank cost)
May '16	94.7	93.6	91.3
Apr '16	91.6	94.6	90.5
Mar '16	87.9	94.6	88.3
Feb '16	85.6	92.6	71.3
Jan '16	93.0	99.5	71.3

Dec '15	100.8	106.4	71.3
Nov '15	109.2	113.5	74.3
Oct '15	109.2	113.5	82.4
Sep '15	106.2	110.0	81.0
Aug '15	107.2	111.5	79.3
Jul '15	107.6	112.3	79.3
Jun '15	109.3	114.0	82.5
May '15	111.7	115.9	85.6
Apr '15	108.8	113.0	84.9
Mar '15	118.6	119.6	84.5
Feb '15	117.3	118.7	84.5
Jan '15	115.7	118.5	87.7

Dec '14	127.6	130.3	91.4
Nov '14	136.9	139.7	92.9
Oct '14	134.3	137.1	89.1
Sep '14	138.2	141.0	85.1
Aug '14	138.3	141.1	84.5
Jul '14	137.8	140.6	85.3
Jun '14	140.2	143.0	88.5

Information collected by Yukon Bureau of Statistics
for the Department of Energy, Mines and Resources.

Next release: July 20, 2017