

YUKON BUREAU OF STATISTICS

Yukon Fuel Price Survey June 2018

Retail Motor Fuel Prices in Yukon

Average Prices as of June 20, 2018

	Self-serve			% Change June 20, 2017 to June 20, 2018		
	regular	premium	diesel	regular	premium	diesel
Whitehorse	143.9	153.4	136.6	27.8%	24.9%	19.2%
Beaver Creek	158.9	169.9	148.6	18.9%	6.3%	8.0%
Burwash Landing	n/a	n/a	n/a	n/a	n/a	n/a
Carcross	154.9	-	154.9	22.1%	-	22.1%
Carmacks	152.4	157.4	147.9	22.0%	16.7%	16.1%
Dawson City	154.6	172.0	150.3	15.2%	22.7%	11.4%
Destruction Bay	153.9	166.9	153.9	27.3%	25.6%	25.2%
Eagle Plains	n/a	-	n/a	n/a	-	n/a
Faro	153.9	-	152.5	20.3%	-	14.7%
Haines Junction	147.9	157.9	145.4	24.1%	23.5%	21.5%
Jake's Corner	147.8	155.9	137.9	26.5%	20.1%	18.1%
Mayo	144.7	-	135.1	28.9%	-	19.3%
Pelly Crossing	n/a	-	149.0	n/a	-	16.5%
Ross River	149.9	-	152.9	15.4%	-	17.7%
Stewart Crossing	154.9	160.9	150.9	25.0%	23.9%	22.8%
Teslin	148.9	158.9	141.9	23.7%	21.4%	20.4%
Watson Lake	141.4	152.9	138.7	20.6%	14.5%	18.3%

As of June 20, 2018, average **regular self-serve** gasoline prices ranged from 141.4¢ per litre in Watson Lake to 158.9¢ per litre in Beaver Creek; a difference of 17.5¢. In communities offering **premium self-serve** gasoline, prices ranged from 152.9¢ in Watson Lake to 172.0¢ in Dawson City; a difference of 19.1¢. **Diesel self-serve** prices ranged from 135.1¢ in Mayo to 154.9¢ in Carcross; a difference of 19.8¢ per litre.

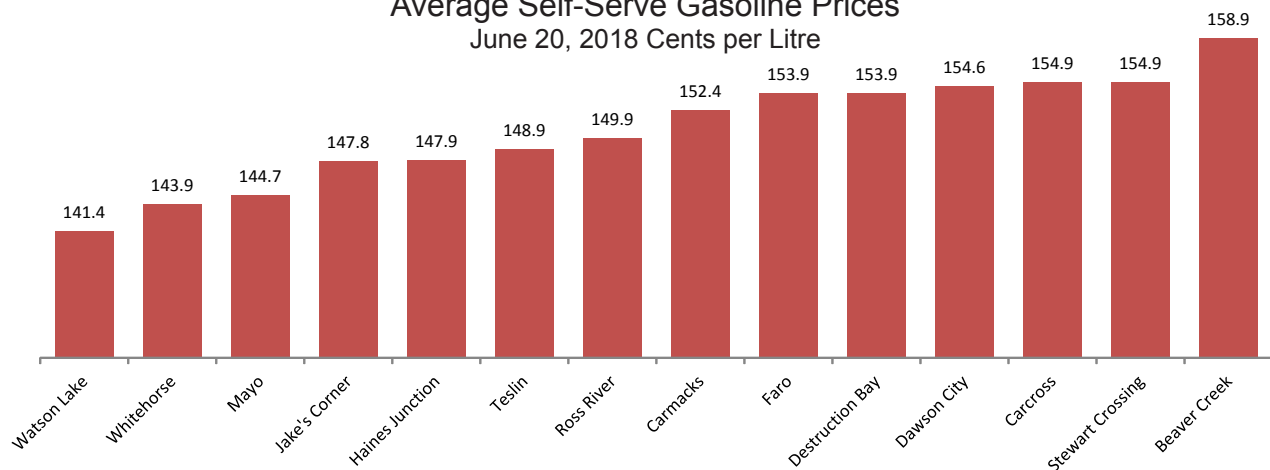
Comparing June 20, 2018 to June 20, 2017, **regular self-serve** gasoline prices increased in all Yukon communities. **Diesel self-serve** prices also increased in all Yukon communities.

	Full-serve				% Change June 20, 2017 to June 20, 2018			
	regular	premium	diesel	propane	regular	premium	diesel	propane
Whitehorse	144.9	154.9	137.9	102.6	28.0%	24.3%	20.0%	4.5%
Dawson City	-	-	-	135.0	-	-	-	0.0%
Destruction Bay	-	-	-	136.9	-	-	-	7.9%
Eagle Plains	-	-	-	n/a	-	-	-	n/a
Haines Junction	-	-	-	100.0	-	-	-	0.0%
Jake's Corner	-	-	-	n/a	-	-	-	n/a
Mayo	n/a	-	n/a	-	n/a	-	n/a	-
Teslin	-	-	-	112.5	-	-	-	12.5%
Watson Lake	-	-	-	110.9	-	-	-	4.7%

In communities offering **full-serve propane** fuel services, prices ranged from 100.0¢ per litre in Haines Junction to 136.9¢ per litre in Destruction Bay; a difference of 36.9¢. Year-over-year, prices of full-serve propane increased in Whitehorse, Destruction Bay, Teslin and Watson Lake; prices remained the same in Dawson City and Haines Junction.

Notes:
All prices are Canadian cents per litre, including all applicable taxes.
"n/a" indicates this information was not available for the reporting period.
"-" Indicates this service was not available in this community at this time.

Average Self-Serve Gasoline Prices June 20, 2018 Cents per Litre



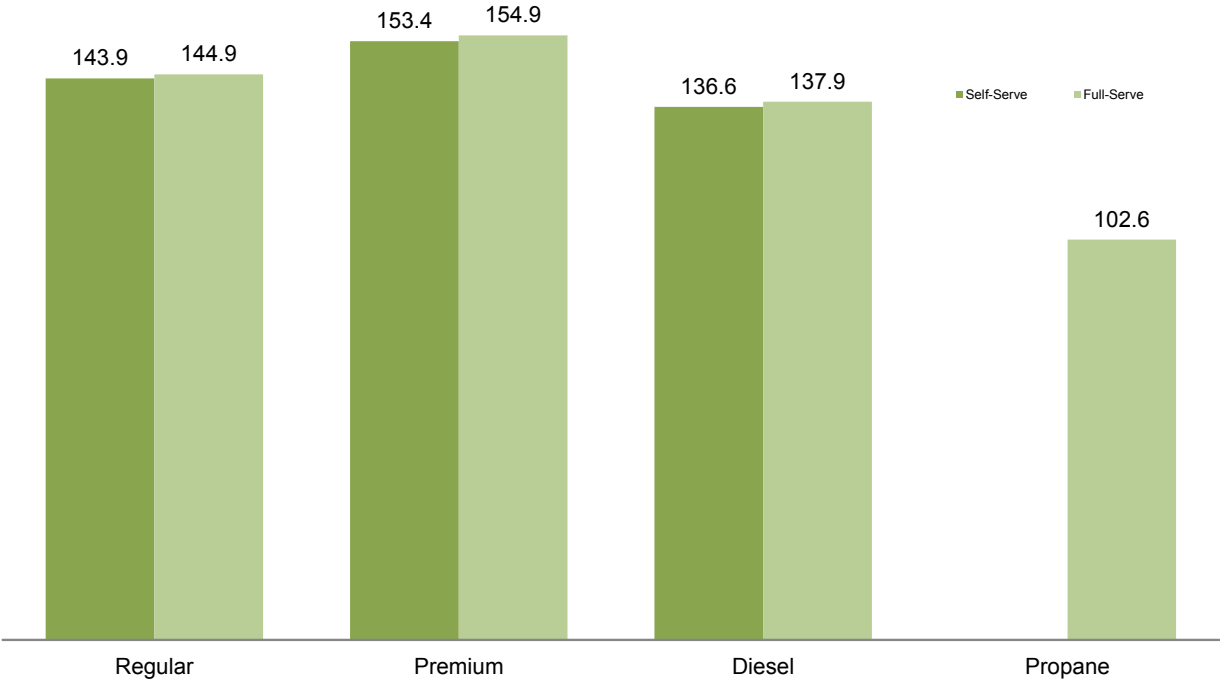
*Data for Burwash Landing, Eagle Plains and Pelly Crossing were not available.

Retail Motor Fuel Prices — Whitehorse

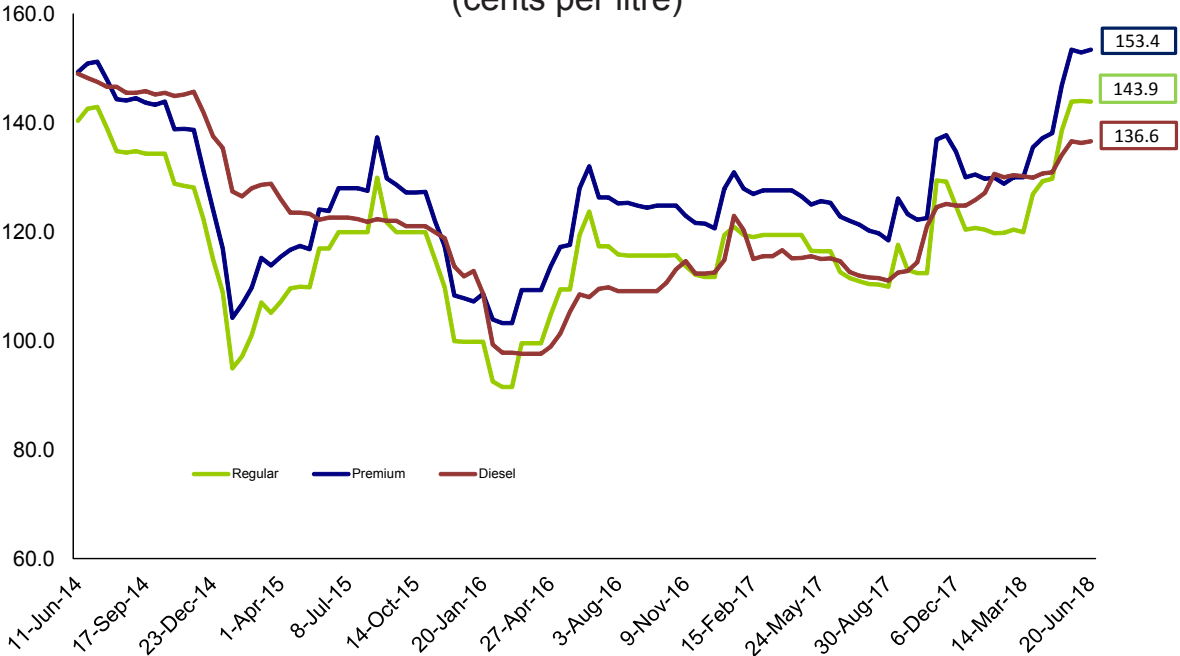
	Self-serve			Full-serve			
	regular	premium	diesel	regular	premium	diesel	propane
20-Jun-18	143.9	153.4	136.6	144.9	154.9	137.9	102.6
6-Jun-18	144.0	152.9	136.3	144.9	152.9	136.2	102.6
23-May-18	144.5	153.3	136.8	144.9	152.9	136.2	101.2
9-May-18	138.6	146.9	134.1	139.9	147.6	134.9	100.2
25-Apr-18	129.7	138.1	130.9	129.9	137.9	130.9	100.2
11-Apr-18	129.3	137.2	130.7	129.9	137.9	130.9	100.6
28-Mar-18	126.9	135.5	129.9	126.9	134.9	130.9	100.6
14-Mar-18	119.9	130.0	130.2	120.9	131.9	130.9	102.9
28-Feb-18	120.4	130.0	130.4	120.9	131.9	130.9	102.9
14-Feb-18	119.8	128.8	130.0	120.9	127.9	131.9	101.4
31-Jan-18	119.7	129.9	130.6	120.9	132.4	132.9	102.9
17-Jan-18	120.4	129.7	127.1	119.9	130.9	124.6	103.9
3-Jan-18	120.7	130.5	125.8	120.9	131.9	126.2	103.9
20-Dec-17	120.4	130.0	124.8	120.9	131.9	126.2	102.6
6-Dec-17	124.7	134.7	124.8	127.2	135.2	126.2	101.9
22-Nov-17	129.2	137.7	125.1	129.6	137.6	123.9	101.9
8-Nov-17	129.4	136.9	124.5	129.9	137.9	121.9	101.2
25-Oct-17	112.4	122.5	121.0	112.9	124.2	118.3	100.2
11-Oct-17	112.4	122.2	114.4	112.9	124.2	114.0	100.2
27-Sep-17	113.0	123.2	112.8	112.9	124.9	114.0	98.4
13-Sep-17	117.6	126.1	112.5	119.9	127.9	114.0	98.6
30-Aug-17	109.9	118.4	111.0	109.9	118.9	112.4	94.9
16-Aug-17	110.3	119.7	111.5	109.2	120.6	111.2	98.6
2-Aug-17	110.4	120.2	111.6	110.2	122.9	112.6	97.6
19-Jul-17	110.9	121.3	111.9	110.6	123.2	112.6	97.6
5-Jul-17	111.5	122.0	112.6	111.9	124.2	113.6	98.2
20-Jun-17	112.6	122.8	114.6	113.2	124.6	114.9	98.2
7-Jun-17	116.4	125.3	115.1	116.9	125.6	115.2	98.2
May '17	116.5	125.3	115.3	116.9	126.2	114.9	93.6
Apr '17	118.6	127.1	115.2	118.9	126.4	114.9	92.9
Mar '17	119.4	127.6	115.9	119.9	127.2	115.6	96.7
Feb '17	119.2	127.4	117.7	119.3	126.6	122.2	93.9
Jan '17	119.4	127.9	115.1	119.9	127.2	114.8	91.4
Dec '16	111.7	121.1	112.4	111.9	122.2	111.9	89.9
Nov '16	112.9	122.3	113.5	112.8	123.7	113.6	90.3
Oct '16	115.7	124.8	111.9	115.9	126.2	114.3	88.3
Sep '16	115.6	124.6	109.1	115.9	126.2	108.9	88.6
Aug '16	115.7	125.1	109.1	115.9	126.2	108.9	88.7
Jul '16	117.3	126.3	109.7	117.9	126.4	110.4	90.4
Jun '16	121.6	130.0	108.3	122.6	132.8	108.9	89.7
May '16	109.4	117.4	103.3	109.9	118.6	106.7	88.9
Apr '16	102.1	111.5	98.3	101.8	114.8	106.7	89.1
Mar '16	96.8	107.3	97.7	97.5	113.2	105.6	88.4
Feb '16	92.0	103.6	98.6	93.7	111.1	105.7	91.6
Jan '16	99.8	107.9	110.7	100.6	119.6	116.5	94.3
Dec '15	99.9	108.1	112.7	101.8	120.8	119.8	95.0
Nov '15	112.4	119.6	119.4	114.9	127.9	122.9	94.0
Oct '15	119.9	127.3	121.0	119.9	131.7	123.9	93.8
Sep '15	120.5	128.5	121.7	122.8	134.7	123.9	93.9
Aug '15	124.9	132.4	122.1	126.1	136.0	123.9	94.6
Jul '15	119.9	128.0	122.5	122.3	133.2	124.2	94.0
Jun '15	118.4	125.9	122.6	117.7	129.2	131.2	97.3

Retail Motor Fuel Prices — Whitehorse

Average Fuel Prices, as of June 20, 2018
(cents per litre)



Average Self-Serve Bi-weekly Fuel Prices,
June 2014 - June 2018
(cents per litre)



Retail Motor Fuel Prices - Beaver Creek & Burwash Landing

	Beaver Creek Self-serve		
	regular	premium	diesel
20-Jun-18	158.9	169.9	148.6
6-Jun-18	158.9	169.9	148.6
23-May-18	152.2	169.9	145.2
9-May-18	149.9	149.9	149.9
25-Apr-18	144.9	159.9	159.9
11-Apr-18	144.9	159.9	159.9
28-Mar-18	144.9	159.9	159.9
14-Mar-18	144.9	159.9	159.9
28-Feb-18	144.9	159.9	159.9
14-Feb-18	144.9	159.9	159.9
31-Jan-18	144.9	159.9	159.9
17-Jan-18	144.9	159.9	159.9
3-Jan-18	144.9	159.9	159.9
20-Dec-17	144.9	159.9	159.9
6-Dec-17	137.4	159.9	147.4
22-Nov-17	137.4	159.9	144.9
8-Nov-17	137.4	159.9	144.9
25-Oct-17	137.4	159.9	144.9
11-Oct-17	136.9	159.9	139.6
27-Sep-17	136.9	159.9	139.6
13-Sep-17	136.9	159.9	139.6
30-Aug-17	144.0	159.9	140.1
16-Aug-17	137.6	159.9	140.1
2-Aug-17	134.9	159.9	138.4
19-Jul-17	133.6	159.9	138.2
5-Jul-17	133.6	159.9	137.6
20-Jun-17	133.6	159.9	137.6
7-Jun-17	133.3	159.9	137.3
May '17	130.5	159.9	137.6
Apr '17	138.3	159.9	143.3
Mar '17	144.6	159.6	154.6
Feb '17	144.9	159.9	152.4
Jan '17	144.9	155.4	149.9
Dec '16	139.9	159.9	149.9
Nov '16	139.9	159.9	143.9
Oct '16	133.2	159.9	136.2
Sep '16	133.2	159.9	135.9
Aug '16	133.2	159.9	135.6
Jul '16	137.9	159.9	130.3
Jun '16	130.8	151.4	125.9
May '16	121.5	142.9	137.1
Apr '16	127.6	142.9	141.9
Mar '16	127.9	142.2	131.2
Feb '16	131.9	141.9	137.4
Jan '16	139.9	152.9	149.9
Dec '15	147.4	160.4	154.9
Nov '15	154.9	167.9	159.9
Oct '15	152.6	167.9	163.3
Sep '15	149.2	167.9	166.6
Aug '15	150.2	167.9	166.6
Jul '15	149.1	167.9	166.6
Jun '15	141.1	160.4	164.9

	Burwash Landing Self-serve		
	regular	premium	diesel
20-Jun-18	n/a	n/a	n/a
6-Jun-18	144.9	154.9	137.9
23-May-18	144.9	154.9	127.9
9-May-18	129.9	139.9	135.9
28-Mar-18	129.9	139.9	135.9
14-Mar-18	129.9	139.9	135.9
28-Mar-18	125.9	135.9	135.9
14-Mar-18	129.9	139.9	127.9
28-Feb-18	n/a	n/a	n/a
14-Feb-18	129.9	139.9	127.9
31-Jan-18	129.9	139.9	127.9
17-Jan-18	129.9	139.9	127.9
3-Jan-18	n/a	n/a	n/a
20-Dec-17	n/a	n/a	n/a
6-Dec-17	129.9	139.9	127.9
22-Nov-17	129.9	139.9	127.9
8-Nov-17	n/a	n/a	n/a
25-Oct-17	120.9	130.9	118.9
11-Oct-17	120.9	130.9	118.9
27-Sep-17	120.9	130.9	118.9
13-Sep-17	120.9	130.9	118.9
30-Aug-17	120.9	130.9	118.9
16-Aug-17	120.9	130.9	118.9
2-Aug-17	120.9	130.9	118.9
19-Jul-17	120.9	130.9	118.9
5-Jul-17	120.9	130.9	118.9
20-Jun-17	n/a	n/a	n/a
7-Jun-17	120.9	130.9	118.9
May '17	120.9	130.9	118.9
Apr '17	125.9	135.9	118.9
Mar '17	125.9	135.9	118.9
Feb '17	125.9	135.9	118.9
Jan '17	122.9	132.9	117.4
Dec '16	119.9	129.9	115.9
Nov '16	119.9	129.9	115.9
Oct '16	119.9	129.9	115.9
Sep '16	119.9	129.9	115.9
Aug '16	119.9	129.9	115.9
Jul '16	122.9	132.9	120.9
Jun '16	119.9	129.9	119.9
May '16	105.9	115.9	109.9
Apr '16	99.9	109.9	109.9
Mar '16	99.9	109.9	109.5
Feb '16	99.9	109.9	105.9
Jan '16	n/a	n/a	n/a
Dec '15	119.9	129.9	120.9
Nov '15	129.9	139.9	129.9
Oct '15	129.9	139.9	120.9
Sep '15	130.9	140.9	120.9
Aug '15	132.9	142.9	120.9
Jul '15	-	-	-
Jun '15	-	-	-

Retail Motor Fuel Prices — Carcross & Carmacks

	Carcross Self-serve				Carmacks Self-serve		
	regular	premium	diesel		regular	premium	diesel
20-Jun-18	154.9	-	154.9	20-Jun-18	152.4	157.4	147.9
6-Jun-18	154.9	-	149.9	6-Jun-18	154.9	157.4	147.9
23-May-18	149.9	-	149.9	23-May-18	149.9	154.9	147.9
9-May-18	149.9	-	149.9	9-May-18	149.9	153.9	144.9
25-Apr-18	138.9	-	144.9	25-Apr-18	139.9	149.4	142.9
11-Apr-18	138.9	-	144.9	11-Apr-18	139.9	154.9	139.9
28-Mar-18	132.9	-	138.9	28-Mar-18	130.9	145.4	140.4
14-Mar-18	132.9	-	144.9	14-Mar-18	130.9	145.4	140.4
28-Feb-18	132.9	-	144.9	28-Feb-18	130.9	145.4	140.4
14-Feb-18	129.9	-	139.9	14-Feb-18	130.9	145.4	140.4
31-Jan-18	129.9	-	136.9	31-Jan-18	130.9	145.4	140.4
17-Jan-18	129.9	-	134.9	17-Jan-18	130.9	145.4	140.4
3-Jan-18	130.0	-	140.0	3-Jan-18	139.9	149.9	138.4
20-Dec-17	135.0	-	140.0	20-Dec-17	139.9	149.9	138.4
6-Dec-17	140.0	-	147.0	6-Dec-17	139.9	149.9	137.4
22-Nov-17	139.0	-	139.0	22-Nov-17	139.9	149.9	134.9
8-Nov-17	134.0	-	134.0	8-Nov-17	124.9	134.9	133.9
25-Oct-17	124.0	-	125.0	25-Oct-17	124.9	134.9	132.4
11-Oct-17	124.0	-	125.0	11-Oct-17	124.9	139.4	127.4
27-Sep-17	125.0	-	126.0	27-Sep-17	129.9	137.4	128.9
13-Sep-17	128.0	-	129.0	13-Sep-17	129.9	138.9	128.9
30-Aug-17	122.0	-	122.0	30-Aug-17	119.9	132.4	127.4
16-Aug-17	122.0	-	122.0	16-Aug-17	119.9	133.0	122.4
2-Aug-17	121.9	-	121.9	2-Aug-17	119.9	127.4	122.4
19-Jul-17	121.9	-	121.9	19-Jul-17	119.9	127.4	122.4
5-Jul-17	126.9	-	126.9	5-Jul-17	119.9	129.9	119.9
20-Jun-17	126.9	-	126.9	20-Jun-17	124.9	134.9	127.4
7-Jun-17	129.9	-	126.9	7-Jun-17	124.9	134.9	127.4
May '17	129.9	-	129.9	May '17	124.9	132.4	127.4
Apr '17	129.9	-	129.9	Apr '17	124.9	135.9	127.4
Mar '17	129.9	-	129.9	Mar '17	124.9	135.9	127.4
Feb '17	129.9	-	129.9	Feb '17	124.9	135.9	127.4
Jan '17	129.9	-	129.9	Jan '17	124.9	134.4	127.4
Dec '16	121.9	-	128.4	Dec '16	124.9	133.4	126.2
Nov '16	123.4	-	128.4	Nov '16	124.9	130.9	124.9
Oct '16	125.9	-	129.9	Oct '16	124.9	125.4	124.9
Sep '16	125.9	-	127.9	Sep '16	124.9	130.4	124.9
Aug '16	125.9	-	125.9	Aug '16	125.9	131.2	125.9
Jul '16	127.9	-	127.9	Jul '16	127.9	138.9	127.9
Jun '16	129.9	-	127.4	Jun '16	133.2	133.9	132.2
May '16	119.9	-	124.9	May '16	114.9	117.4	114.7
Apr '16	114.4	-	124.9	Apr '16	109.9	109.9	109.9
Mar '16	110.9	-	118.6	Mar '16	106.6	106.6	106.6
Feb '16	109.9	-	115.9	Feb '16	95.9	105.9	99.9
Jan '16	118.4	-	127.9	Jan '16	107.4	117.4	114.9
Dec '15	121.9	-	129.9	Dec '15	109.9	119.9	119.9
Nov '15	132.4	-	134.9	Nov '15	124.9	134.9	124.9
Oct '15	139.9	-	139.9	Oct '15	134.9	144.9	127.2
Sep '15	139.9	-	139.9	Sep '15	129.9	136.9	125.9
Aug '15	139.9	-	139.9	Aug '15	129.9	136.4	123.9
Jul '15	139.9	-	139.9	Jul '15	135.4	140.7	128.7
Jun '15	137.4	-	139.9	Jun '15	132.9	140.2	126.9

Retail Motor Fuel Prices — Dawson City & Destruction Bay

	Dawson City Self-serve			Full-serve
	regular	premium	diesel	propane
20-Jun-18	154.6	172.0	150.3	135.0
6-Jun-18	154.6	172.0	150.3	135.0
23-May-18	155.7	167.0	151.7	135.0
9-May-18	150.8	159.7	147.6	135.0
25-Apr-18	143.3	152.7	141.5	135.0
11-Apr-18	141.8	152.7	142.9	135.0
28-Mar-18	133.5	149.5	137.8	n/a
14-Mar-18	127.8	149.5	139.7	n/a
28-Feb-18	135.1	148.2	142.2	135.0
14-Feb-18	132.0	148.2	137.6	135.0
31-Jan-18	132.0	148.2	139.0	135.0
17-Jan-18	125.8	143.5	129.8	n/a
3-Jan-18	134.8	147.7	135.6	135.0
20-Dec-17	132.7	152.4	137.3	n/a
6-Dec-17	135.2	149.7	132.6	135.0
22-Nov-17	145.4	152.4	148.7	n/a
8-Nov-17	136.4	144.9	142.8	135.0
25-Oct-17	134.7	143.2	136.3	135.0
11-Oct-17	134.7	143.2	136.3	135.0
27-Sep-17	136.2	144.7	135.9	135.0
13-Sep-17	136.2	144.7	135.9	135.0
30-Aug-17	130.7	136.7	128.4	135.0
16-Aug-17	130.7	136.7	133.4	135.0
2-Aug-17	127.7	136.2	133.4	134.9
19-Jul-17	127.7	136.2	133.4	134.9
5-Jul-17	134.2	140.2	134.9	135.0
20-Jun-17	134.2	140.2	134.9	135.0
7-Jun-17	134.2	140.2	134.9	135.0
May '17	135.7	141.7	137.8	135.0
Apr '17	135.7	141.7	137.8	135.0
Mar '17	135.7	141.7	137.8	135.3
Feb '17	136.1	142.6	140.8	135.0
Jan '17	132.5	139.5	142.8	n/a
Dec '16	134.2	139.4	131.9	135.0
Nov '16	134.4	141.4	131.9	135.0
Oct '16	136.2	143.2	131.9	135.0
Sep '16	137.2	143.2	131.9	135.0
Aug '16	137.2	143.2	131.9	135.0
Jul '16	136.2	143.0	131.9	135.0
Jun '16	131.1	137.7	127.9	135.0
May '16	123.7	131.4	127.9	135.0
Apr '16	118.0	125.0	127.9	135.0
Mar '16	117.2	124.2	135.9	135.0
Feb '16	119.5	126.5	143.8	135.0
Jan '16	121.1	128.6	141.9	135.0
Dec '15	127.5	135.0	143.9	135.0
Nov '15	138.8	145.6	148.6	135.0
Oct '15	139.7	146.7	149.3	n/a
Sep '15	142.2	149.4	145.3	135.0
Aug '15	142.2	149.5	147.3	135.0
Jul '15	138.7	146.2	147.8	135.0
Jun '15	136.2	143.0	147.8	135.0

	Destruction Bay Self-serve			Full-serve
	regular	premium	diesel	propane
20-Jun-18	153.9	166.9	153.9	136.9
6-Jun-18	156.9	159.9	153.9	136.9
23-May-18	156.9	168.9	152.9	140.0
9-May-18	151.9	164.9	146.9	140.0
25-Apr-18	151.9	164.9	145.9	140.0
11-Apr-18	148.9	155.9	144.9	130.0
28-Mar-18	142.9	155.9	144.9	126.9
14-Mar-18	135.9	148.9	144.9	126.9
28-Feb-18	135.9	148.9	146.9	126.9
14-Feb-18	n/a	n/a	n/a	n/a
31-Jan-18	136.9	149.9	149.9	126.9
17-Jan-18	134.9	147.9	146.9	126.9
3-Jan-18	133.9	147.9	146.9	126.9
20-Dec-17	133.9	146.9	144.9	126.9
6-Dec-17	131.9	144.9	143.9	126.9
22-Nov-17	131.9	144.9	142.9	126.9
8-Nov-17	142.9	155.9	143.9	126.9
25-Oct-17	132.9	145.9	140.9	126.9
11-Oct-17	126.9	139.9	134.9	126.9
27-Sep-17	126.9	139.9	129.9	126.9
13-Sep-17	130.9	143.9	125.9	126.9
30-Aug-17	130.9	143.9	124.9	126.9
16-Aug-17	n/a	n/a	n/a	n/a
2-Aug-17	125.9	137.9	123.9	126.9
19-Jul-17	122.9	134.9	118.9	126.9
5-Jul-17	123.9	134.9	120.9	126.9
20-Jun-17	120.9	132.9	122.9	126.9
7-Jun-17	n/a	n/a	n/a	n/a
May '17	127.9	137.9	125.9	128.5
Apr '17	132.9	142.9	128.9	126.9
Mar '17	126.9	136.9	129.9	126.9
Feb '17	128.9	138.9	128.9	128.5
Jan '17	131.4	141.4	127.9	126.9
Dec '16	126.4	134.9	128.4	126.9
Nov '16	122.9	132.9	128.9	128.5
Oct '16	128.9	138.9	129.9	128.5
Sep '16	124.4	134.4	122.9	126.9
Aug '16	126.6	136.6	120.9	127.9
Jul '16	125.4	135.4	122.9	126.9
Jun '16	135.4	145.4	123.9	128.5
May '16	120.4	130.9	116.9	130.0
Apr '16	118.9	128.9	113.9	130.0
Mar '16	116.9	126.9	112.2	127.9
Feb '16	111.9	121.9	109.9	126.9
Jan '16	120.4	130.4	115.9	126.9
Dec '15	121.9	131.9	122.4	126.9
Nov '15	131.9	141.9	128.4	128.5
Oct '15	140.9	150.9	131.9	126.9
Sep '15	134.6	144.6	122.9	129.0
Aug '15	143.9	153.9	122.4	130.0
Jul '15	138.4	148.4	122.9	130.0
Jun '15	136.9	146.9	125.9	130.0

Retail Motor Fuel Prices — Eagle Plains & Faro

	Eagle Plains				Faro			
	Eagle Plains Self-Serve			Full-serve propane		Faro Self-Serve		
	regular	premium	diesel			regular	premium	diesel
20-Jun-18	n/a	-	n/a	n/a	20-Jun-18	153.9	-	152.5
6-Jun-18	n/a	-	n/a	n/a	6-Jun-18	153.9	-	154.5
23-May-18	n/a	-	n/a	n/a	23-May-18	153.9	-	152.5
9-May-18	n/a	-	n/a	n/a	9-May-18	149.9	-	148.5
25-Apr-18	n/a	-	n/a	n/a	25-Apr-18	139.9	-	145.5
11-Apr-18	n/a	-	n/a	n/a	11-Apr-18	139.9	-	145.5
28-Mar-18	145.0	-	150.0	140.0	28-Mar-18	134.5	-	142.9
14-Mar-18	145.0	-	150.0	140.0	14-Mar-18	134.5	-	142.9
28-Feb-18	145.0	-	150.0	140.0	28-Feb-18	134.9	-	142.9
14-Feb-18	145.0	-	150.0	140.0	14-Feb-18	134.5	-	134.9
31-Jan-18	145.0	-	150.0	140.0	31-Jan-18	134.5	-	134.9
17-Jan-18	145.0	-	140.0	140.0	17-Jan-18	139.5	-	134.9
3-Jan-18	145.0	-	140.0	140.0	3-Jan-18	139.9	-	134.5
20-Dec-17	145.0	-	140.0	140.0	20-Dec-17	139.9	-	134.5
6-Dec-17	145.0	-	145.0	140.0	6-Dec-17	n/a	-	n/a
22-Nov-17	145.0	-	145.0	140.0	22-Nov-17	n/a	-	n/a
8-Nov-17	145.0	-	140.0	140.0	8-Nov-17	n/a	-	n/a
25-Oct-17	145.0	-	140.0	140.0	25-Oct-17	n/a	-	n/a
11-Oct-17	145.0	-	140.0	140.0	11-Oct-17	n/a	-	n/a
27-Sep-17	145.0	-	140.0	140.0	27-Sep-17	129.5	-	129.9
13-Sep-17	145.0	-	140.0	140.0	13-Sep-17	126.9	-	129.9
30-Aug-17	145.0	-	140.0	140.0	30-Aug-17	127.9	-	132.9
16-Aug-17	145.0	-	145.0	140.0	16-Aug-17	127.9	-	132.9
2-Aug-17	145.0	-	145.0	140.0	2-Aug-17	127.9	-	132.9
19-Jul-17	145.0	-	145.0	140.0	19-Jul-17	127.0	-	127.0
5-Jul-17	145.0	-	140.0	140.0	5-Jul-17	n/a	-	n/a
20-Jun-17	145.0	-	140.0	140.0	20-Jun-17	127.9	-	132.9
7-Jun-17	145.0	-	145.0	140.0	7-Jun-17	127.9	-	132.9
May '17	145.0	-	145.0	140.0	May '17	127.9	-	132.9
Apr '17	145.0	-	140.0	140.0	Apr '17	127.9	-	132.9
Mar '17	145.0	-	140.0	140.0	Mar '17	125.9	-	130.9
Feb '17	145.0	-	140.0	140.0	Feb '17	124.9	-	129.9
Jan '17	145.0	-	140.0	140.0	Jan '17	124.9	-	129.9
Dec '16	145.0	-	140.0	140.0	Dec '16	124.9	-	123.9
Nov '16	145.0	-	142.5	140.0	Nov '16	124.9	-	123.9
Oct '16	145.0	-	145.0	140.0	Oct '16	124.9	-	123.9
Sep '16	145.0	-	145.0	140.0	Sep '16	n/a	-	n/a
Aug '16	145.0	-	143.3	140.0	Aug '16	126.9	-	125.9
Jul '16	145.0	-	142.5	140.0	Jul '16	133.5	-	129.5
Jun '16	145.0	-	145.0	140.0	Jun '16	134.9	-	133.9
May '16	145.0	-	145.0	140.0	May '16	109.9	-	108.9
Apr '16	145.0	-	140.0	140.0	Apr '16	109.9	-	108.9
Mar '16	146.7	-	145.0	140.0	Mar '16	100.2	-	101.2
Feb '16	150.0	-	150.0	140.0	Feb '16	102.9	-	107.4
Jan '16	150.0	-	155.0	140.0	Jan '16	107.4	-	114.9
Dec '15	150.0	-	157.5	140.0	Dec '15	114.9	-	120.4
Nov '15	150.0	-	160.0	140.0	Nov '15	129.9	-	127.9
Oct '15	150.0	-	155.0	140.0	Oct '15	132.4	-	119.9
Sep '15	150.0	-	155.0	140.0	Sep '15	137.2	-	119.2
Aug '15	150.0	-	155.0	140.0	Aug '15	131.9	-	120.9
Jul '15	150.0	-	157.5	140.0	Jul '15	131.9	-	124.9
Jun '15	152.5	-	155.0	140.0	Jun '15	131.5	-	125.9

Retail Motor Fuel Prices — Haines Junction

	Self-serve			Full-serve
	regular	premium	diesel	propane
20-Jun-18	147.9	157.9	145.4	100.0
6-Jun-18	147.7	157.9	145.4	100.0
23-May-18	146.2	157.9	143.4	100.0
9-May-18	143.2	152.9	140.2	100.0
25-Apr-18	134.7	142.9	136.4	100.0
11-Apr-18	129.7	142.9	136.7	100.0
28-Mar-18	128.4	140.4	136.7	100.0
14-Mar-18	124.9	133.9	136.2	100.0
28-Feb-18	124.9	133.9	136.4	100.0
14-Feb-18	124.9	133.9	135.4	100.0
31-Jan-18	124.9	133.9	135.4	100.0
17-Jan-18	124.4	133.9	134.2	100.0
3-Jan-18	124.4	133.9	131.8	100.0
20-Dec-17	126.2	129.9	133.6	100.0
6-Dec-17	128.2	135.9	132.7	100.0
22-Nov-17	130.2	146.0	133.9	100.0
8-Nov-17	129.2	146.0	133.2	100.0
25-Oct-17	117.4	125.9	128.2	100.0
11-Oct-17	116.7	125.9	117.9	100.0
27-Sep-17	121.7	132.9	120.2	100.0
13-Sep-17	121.7	132.9	117.9	100.0
30-Aug-17	114.9	122.9	115.2	100.0
16-Aug-17	115.9	124.9	116.4	100.0
2-Aug-17	116.7	124.9	117.2	100.0
19-Jul-17	117.4	124.9	116.4	100.0
5-Jul-17	115.7	125.4	116.6	100.0
20-Jun-17	119.2	127.9	119.7	100.0
7-Jun-17	123.6	128.5	119.6	100.0
May '17	121.5	129.0	122.1	100.0
Apr '17	122.7	129.0	122.0	100.0
Mar '17	121.4	130.9	120.9	100.0
Feb '17	123.0	130.9	121.5	100.0
Jan '17	122.3	130.9	119.5	100.0
Dec '16	113.9	122.4	116.1	100.0
Nov '16	116.9	124.2	116.9	100.0
Oct '16	118.9	126.4	116.9	100.0
Sep '16	117.3	126.4	115.9	100.0
Aug '16	119.3	126.4	115.5	100.3
Jul '16	122.7	130.4	113.5	100.0
Jun '16	124.4	133.7	114.0	100.0
May '16	111.1	119.2	109.9	100.0
Apr '16	104.0	111.7	108.2	100.0
Mar '16	99.1	105.4	109.1	100.0
Feb '16	98.6	104.4	109.1	100.0
Jan '16	105.2	110.4	116.9	100.0
Dec '15	107.6	110.4	118.9	100.0
Nov '15	119.6	123.7	126.2	100.0
Oct '15	123.9	128.4	126.5	100.0
Sep '15	124.3	131.9	127.6	100.0
Aug '15	126.5	137.7	127.8	100.0
Jul '15	124.0	132.4	128.7	100.0
Jun '15	121.3	127.4	127.5	109.9

Retail Motor Fuel Prices — Jake's Corner

	Self-serve			Full-serve
	regular	premium	diesel	propane
20-Jun-18	147.8	155.9	137.9	n/a
6-Jun-18	147.8	155.9	137.9	n/a
23-May-18	147.8	155.9	137.9	n/a
9-May-18	142.8	146.9	137.9	n/a
25-Apr-18	132.8	140.9	132.9	n/a
11-Apr-18	132.8	140.9	132.9	n/a
28-Mar-18	n/a	n/a	n/a	n/a
14-Mar-18	n/a	n/a	n/a	n/a
28-Feb-18	n/a	n/a	n/a	n/a
14-Feb-18	n/a	n/a	n/a	n/a
31-Jan-18	n/a	n/a	n/a	n/a
17-Jan-18	n/a	n/a	n/a	n/a
3-Jan-18	n/a	n/a	n/a	n/a
20-Dec-17	n/a	n/a	n/a	n/a
6-Dec-17	n/a	n/a	n/a	n/a
22-Nov-17	n/a	n/a	n/a	n/a
8-Nov-17	n/a	n/a	n/a	n/a
25-Oct-17	n/a	n/a	n/a	n/a
11-Oct-17	n/a	n/a	n/a	n/a
27-Sep-17	n/a	n/a	n/a	n/a
13-Sep-17	n/a	n/a	n/a	n/a
30-Aug-17	n/a	n/a	n/a	n/a
16-Aug-17	112.8	126.8	113.8	115.0
2-Aug-17	112.8	126.8	113.8	115.0
19-Jul-17	112.8	126.8	113.8	115.0
5-Jul-17	112.8	126.8	113.8	100.0
20-Jun-17	116.8	129.8	116.8	115.0
7-Jun-17	116.8	129.8	116.8	115.0
May '17	118.3	129.8	118.3	107.5
Apr '17	119.8	129.8	124.8	100.0
Mar '17	119.8	129.8	124.8	115.0
Feb '17	119.8	129.8	124.8	115.0
Jan '17	117.8	129.8	124.8	115.0
Dec '16	115.8	129.8	124.8	115.0
Nov '16	115.8	129.8	124.8	115.0
Oct '16	117.8	129.8	124.8	115.0
Sep '16	115.8	129.8	114.8	115.0
Aug '16	115.8	129.8	114.8	115.0
Jul '16	118.8	129.8	114.8	115.0
Jun '16	124.9	134.9	107.9	107.5
May '16	109.8	119.8	99.8	110.0
Apr '16	102.3	113.8	102.3	110.0
Mar '16	94.5	107.5	107.5	110.0
Feb '16	91.8	104.8	112.8	105.0
Jan '16	99.8	129.8	112.8	110.0
Dec '15	104.8	129.8	115.8	110.0
Nov '15	119.8	129.8	118.8	110.0
Oct '15	119.8	129.8	124.3	110.0
Sep '15	121.8	138.8	120.8	100.0
Aug '15	114.9	129.8	130.4	100.0
Jul '15	117.4	129.8	125.7	105.0
Jun '15	121.1	133.8	125.6	100.0

Effective March 2016, Jake's Corner prices are reported rather than Tagish area prices, due to Tagish gas station closure.

Retail Motor Fuel Prices — Mayo

	Self-serve			Full-serve	
	regular	premium	diesel	regular	diesel
20-Jun-18	144.7	-	135.1	n/a	n/a
6-Jun-18	144.7	-	135.1	n/a	n/a
23-May-18	151.9	-	141.9	n/a	n/a
9-May-18	146.9	-	141.9	n/a	n/a
25-Apr-18	139.9	-	135.1	n/a	n/a
11-Apr-18	136.9	-	137.9	n/a	n/a
28-Mar-18	130.4	-	128.5	n/a	n/a
14-Mar-18	121.8	-	131.3	n/a	n/a
28-Feb-18	127.9	-	137.9	n/a	n/a
14-Feb-18	121.8	-	128.5	n/a	n/a
31-Jan-18	121.8	-	131.3	n/a	n/a
17-Jan-18	121.8	-	121.8	n/a	n/a
3-Jan-18	127.9	-	129.9	n/a	n/a
20-Dec-17	127.9	-	129.9	n/a	n/a
6-Dec-17	126.6	-	123.7	n/a	n/a
22-Nov-17	132.3	-	125.6	n/a	n/a
8-Nov-17	132.3	-	128.5	n/a	n/a
25-Oct-17	116.1	-	119.0	n/a	n/a
11-Oct-17	116.1	-	116.1	n/a	n/a
27-Sep-17	114.2	-	110.4	n/a	n/a
13-Sep-17	125.9	-	101.8	n/a	n/a
30-Aug-17	115.7	-	114.9	122.9	123.9
16-Aug-17	113.9	-	n/a	122.9	123.9
2-Aug-17	108.5	-	109.4	122.9	110.9
19-Jul-17	112.3	-	113.2	122.9	110.9
5-Jul-17	112.3	-	113.2	128.9	123.9
20-Jun-17	112.3	-	113.2	128.9	123.9
7-Jun-17	117.1	-	112.3	128.9	123.9
May '17	119.9	-	114.2	128.9	123.9
Apr '17	119.9	-	114.2	128.9	123.9
Mar '17	119.9	-	114.2	128.9	123.9
Feb '17	119.9	-	111.3	128.9	123.9
Jan '17	119.9	-	111.3	128.9	123.9
Dec '16	117.9	-	113.9	128.9	123.9
Nov '16	121.9	-	113.9	128.9	123.9
Oct '16	126.4	-	119.9	128.9	123.9
Sep '16	123.9	-	115.9	128.9	123.9
Aug '16	124.9	-	115.6	128.9	123.9
Jul '16	126.9	-	116.9	132.4	123.9
Jun '16	128.9	-	114.9	129.9	123.9
May '16	120.9	-	107.4	115.9	119.9
Apr '16	118.5	-	103.9	109.9	119.9
Mar '16	101.9	-	105.9	111.2	118.6
Feb '16	102.9	-	109.9	109.9	119.9
Jan '16	109.9	-	125.4	112.9	125.4
Dec '15	111.4	-	129.4	115.9	136.9
Nov '15	122.9	-	131.4	135.9	139.4
Oct '15	128.9	-	128.4	135.9	139.4
Sep '15	130.9	-	128.6	135.9	142.9
Aug '15	133.4	-	126.9	135.9	142.9
Jul '15	128.9	-	127.9	135.9	142.9
Jun '15	126.9	-	127.9	131.4	142.9

* Mayo full-serve station burnt down in early September 2017.

Retail Motor Fuel Prices — Pelly Crossing & Ross River

	Pelly Crossing Self-serve	
	regular	diesel
20-Jun-18	n/a	149.0
6-Jun-18	n/a	143.9
23-May-18	148.9	148.4
9-May-18	n/a	n/a
25-Apr-18	137.9	145.9
11-Apr-18	130.9	137.5
28-Mar-18	130.9	137.5
14-Mar-18	130.9	137.5
28-Feb-18	130.9	137.5
14-Feb-18	130.9	137.5
31-Jan-18	130.9	137.5
17-Jan-18	136.9	137.5
3-Jan-18	136.9	137.5
20-Dec-17	136.9	137.5
6-Dec-17	136.9	137.5
22-Nov-17	136.9	137.5
8-Nov-17	129.5	137.5
25-Oct-17	129.5	126.5
11-Oct-17	129.5	126.5
27-Sep-17	n/a	n/a
13-Sep-17	129.5	126.5
30-Aug-17	122.0	122.0
16-Aug-17	122.0	122.0
2-Aug-17	122.0	122.0
19-Jul-17	122.0	122.0
5-Jul-17	127.9	127.9
20-Jun-17	127.9	127.9
7-Jun-17	127.9	127.9
May '17	127.9	127.9
Apr '17	125.9	127.9
Mar '17	122.6	127.9
Feb '17	120.9	128.9
Jan '17	119.9	129.9
Dec '16	119.9	129.9
Nov '16	128.9	129.9
Oct '16	128.9	126.9
Sep '16	129.4	129.9
Aug '16	125.9	126.3
Jul '16	137.0	128.0
Jun '16	137.0	128.0
May '16	118.0	115.0
Apr '16	104.9	111.9
Mar '16	104.9	111.9
Feb '16	104.9	111.9
Jan '16	122.9	121.9
Dec '15	124.9	131.9
Nov '15	129.9	131.9
Oct '15	142.9	135.9
Sep '15	138.9	135.9
Aug '15	135.4	135.9
Jul '15	133.9	135.9
Jun '15	130.9	135.9

	Ross River Self-serve	
	regular	diesel
20-Jun-18	149.9	152.9
6-Jun-18	149.9	152.9
23-May-18	149.9	152.9
9-May-18	139.9	145.9
25-Apr-18	139.9	145.9
11-Apr-18	134.9	141.9
28-Mar-18	134.9	141.9
14-Mar-18	134.9	141.9
28-Feb-18	139.9	139.9
14-Feb-18	139.9	139.9
31-Jan-18	139.9	139.9
17-Jan-18	139.9	139.9
3-Jan-18	129.9	134.9
20-Dec-17	139.9	139.9
6-Dec-17	139.9	139.9
22-Nov-17	134.9	134.9
8-Nov-17	129.9	129.9
25-Oct-17	129.9	129.9
11-Oct-17	129.9	129.9
27-Sep-17	129.9	129.9
13-Sep-17	129.9	129.9
30-Aug-17	129.9	129.9
16-Aug-17	129.9	129.9
2-Aug-17	129.9	129.9
19-Jul-17	129.9	129.9
5-Jul-17	129.9	129.9
20-Jun-17	129.9	129.9
7-Jun-17	129.9	129.9
May '17	129.9	129.9
Apr '17	129.9	129.9
Mar '17	129.9	129.9
Feb '17	129.9	129.9
Jan '17	129.9	127.9
Dec '16	129.9	127.9
Nov '16	130.9	126.4
Oct '16	131.1	124.9
Sep '16	131.1	124.9
Aug '16	127.3	118.0
Jul '16	125.1	104.6
Jun '16	128.9	101.6
May '16	118.5	106.1
Apr '16	115.3	113.5
Mar '16	109.4	110.4
Feb '16	99.4	102.9
Jan '16	111.5	114.3
Dec '15	115.6	119.4
Nov '15	126.9	122.9
Oct '15	131.4	123.1
Sep '15	129.9	113.5
Aug '15	129.9	113.5
Jul '15	126.7	110.9
Jun '15	122.6	115.4

Retail Motor Fuel Prices — Stewart Crossing

	Self-Serve		
	regular	premium	diesel
20-Jun-18	154.9	160.9	150.9
6-Jun-18	n/a	n/a	n/a
23-May-18	154.9	160.9	150.9
9-May-18	149.9	155.9	145.9
25-Apr-18	139.9	145.9	139.9
11-Apr-18	139.9	145.9	139.9
28-Mar-18	129.9	136.9	139.9
14-Mar-18	130.9	136.9	139.9
28-Feb-18	130.9	136.9	139.9
14-Feb-18	130.9	136.9	139.9
31-Jan-18	130.9	136.9	139.9
17-Jan-18	130.9	126.9	139.9
3-Jan-18	130.9	136.9	132.9
20-Dec-17	130.9	136.9	132.9
6-Dec-17	137.9	141.9	132.9
22-Nov-17	139.9	145.9	132.9
8-Nov-17	139.9	145.9	132.9
25-Oct-17	122.9	128.9	132.9
11-Oct-17	122.9	128.9	119.9
27-Sep-17	129.9	128.9	119.9
13-Sep-17	129.9	135.9	119.9
30-Aug-17	120.9	126.9	119.9
16-Aug-17	120.9	126.9	119.9
2-Aug-17	120.9	126.9	119.9
19-Jul-17	121.9	127.9	122.9
5-Jul-17	121.9	127.9	122.9
20-Jun-17	123.9	129.9	122.9
7-Jun-17	126.9	132.9	123.9
May '17	126.9	132.9	123.9
Apr '17	129.9	135.9	125.9
Mar '17	129.9	135.9	125.9
Feb '17	129.9	135.9	125.9
Jan '17	129.9	135.9	125.9
Dec '16	121.9	127.9	119.9
Nov '16	123.9	129.9	119.9
Oct '16	125.9	131.9	118.9
Sep '16	125.9	131.9	117.9
Aug '16	125.9	131.9	117.9
Jul '16	127.9	133.9	117.9
Jun '16	132.9	138.9	117.9
May '16	119.9	125.9	113.9
Apr '16	112.4	118.4	109.9
Mar '16	105.9	111.9	109.9
Feb '16	101.9	107.9	109.9
Jan '16	109.9	115.9	125.9
Dec '15	109.9	115.9	125.9
Nov '15	124.9	130.9	131.9
Oct '15	129.9	135.9	131.9
Sep '15	132.2	138.2	134.9
Aug '15	134.9	140.9	134.9
Jul '15	129.9	135.9	134.9
Jun '15	128.4	134.4	134.9

Retail Motor Fuel Prices — Teslin

	Self-serve			Full-serve
	regular	premium	diesel	propane
20-Jun-18	148.9	158.9	141.9	112.5
6-Jun-18	148.9	158.9	141.9	112.5
23-May-18	148.9	158.9	141.9	112.5
9-May-18	143.9	148.9	141.9	112.5
25-Apr-18	133.9	143.9	135.9	112.5
11-Apr-18	133.9	143.9	135.9	112.5
28-Mar-18	130.9	143.9	135.9	112.5
14-Mar-18	128.9	139.9	137.9	112.5
28-Feb-18	129.9	139.9	139.9	112.5
14-Feb-18	129.9	139.9	139.9	112.5
31-Jan-18	129.9	139.9	134.9	112.5
17-Jan-18	129.9	139.9	133.9	107.0
3-Jan-18	132.9	142.9	133.9	107.0
20-Dec-17	132.9	142.9	133.9	107.0
6-Dec-17	132.9	142.9	133.9	107.0
22-Nov-17	129.4	138.9	133.9	107.0
8-Nov-17	126.9	133.9	128.9	107.0
25-Oct-17	118.9	128.9	128.9	107.0
11-Oct-17	118.9	128.9	119.9	107.0
27-Sep-17	123.9	133.9	119.9	107.0
13-Sep-17	123.9	133.9	119.9	107.0
30-Aug-17	117.9	127.9	115.9	107.0
16-Aug-17	117.9	127.9	115.9	107.0
2-Aug-17	117.9	127.9	115.9	100.0
19-Jul-17	117.9	127.9	116.9	100.0
5-Jul-17	120.4	130.9	117.9	102.0
20-Jun-17	120.4	130.9	117.9	100.0
7-Jun-17	120.4	130.9	117.9	102.0
May '17	122.2	132.4	119.4	102.0
Apr '17	121.9	129.9	119.9	102.0
Mar '17	123.9	130.6	119.9	102.0
Feb '17	123.9	133.9	119.9	102.0
Jan '17	121.7	129.4	117.7	102.0
Dec '16	115.9	125.9	115.9	102.0
Nov '16	118.9	129.9	117.4	102.0
Oct '16	119.9	129.9	117.9	102.0
Sep '16	119.9	129.9	112.9	102.0
Aug '16	119.9	129.9	112.9	102.2
Jul '16	123.2	131.9	113.2	101.3
Jun '16	128.9	138.9	114.2	107.0
May '16	113.9	123.9	112.9	105.0
Apr '16	105.2	116.4	105.9	110.0
Mar '16	101.2	109.9	105.9	109.7
Feb '16	99.9	109.9	105.9	112.3
Jan '16	107.4	117.4	116.9	117.5
Dec '15	109.9	119.9	121.9	120.00
Nov '15	121.4	129.4	126.7	117.5
Oct '15	123.9	133.9	128.7	115.0
Sep '15	127.2	137.2	126.9	115.0
Aug '15	128.2	139.4	127.9	115.0
Jul '15	126.7	134.9	126.9	115.0
Jun '15	125.7	134.9	126.9	115.0

Retail Motor Fuel Prices — Watson Lake

	Self-serve			Full-serve	
	regular	premium	diesel	diesel	propane
20-Jun-18	141.4	152.9	138.7	-	110.9
6-Jun-18	141.0	151.9	138.3	-	110.9
23-May-18	140.9	149.4	136.7	-	110.9
9-May-18	137.2	147.9	134.2	-	110.9
25-Apr-18	130.5	142.9	130.6	-	110.9
11-Apr-18	125.9	136.9	127.7	-	110.9
28-Mar-18	121.3	134.9	126.7	-	110.9
14-Mar-18	116.4	134.9	127.3	-	110.9
28-Feb-18	118.2	134.9	130.9	-	105.9
14-Feb-18	113.7	134.9	124.4	-	n/a
31-Jan-18	116.4	134.9	130.9	-	105.9
17-Jan-18	116.4	134.9	124.4	-	105.9
3-Jan-18	117.2	134.9	126.9	-	105.9
20-Dec-17	117.2	134.9	125.9	-	105.9
6-Dec-17	120.6	134.9	124.1	-	105.9
22-Nov-17	124.9	137.9	129.4	-	105.9
8-Nov-17	121.9	137.9	125.9	-	105.9
25-Oct-17	113.4	132.9	120.9	-	105.9
11-Oct-17	119.9	132.7	121.9	-	105.9
27-Sep-17	119.4	129.4	120.2	-	105.9
13-Sep-17	119.4	129.4	120.2	-	105.9
30-Aug-17	117.2	131.9	116.9	-	105.4
16-Aug-17	115.4	131.4	115.9	-	105.9
2-Aug-17	115.4	131.4	115.2	-	105.4
19-Jul-17	115.4	131.4	115.2	-	105.4
5-Jul-17	116.7	131.4	116.2	-	105.9
20-Jun-17	117.2	133.5	117.2	-	105.9
7-Jun-17	117.2	133.9	117.7	-	105.9
May '17	119.3	134.4	119.9	-	105.9
Apr '17	122.4	-	121.4	-	105.9
Mar '17	110.9	-	116.9	-	105.9
Feb '17	115.9	-	117.4	-	105.9
Jan '17	116.4	-	116.9	-	115.4
Dec '16	106.9	-	112.9	-	105.9
Nov '16	123.4	-	124.4	-	105.9
Oct '16	121.4	-	121.9	-	105.9
Sep '16	116.7	119.9	115.6	-	105.9
Aug '16	116.1	120.2	114.0	-	105.9
Jul '16	120.1	122.4	116.9	-	105.9
Jun '16	120.3	122.9	117.5	-	105.9
May '16	110.4	111.9	105.1	-	111.9
Apr '16	106.4	112.9	103.9	-	111.9
Mar '16	95.1	110.9	96.1	-	105.9
Feb '16	92.7	112.4	97.2	-	105.9
Jan '16	99.5	117.9	99.8	-	105.9
Dec '15	103.5	114.9	104.9	-	115.9
Nov '15	114.2	137.9	112.6	-	129.8
Oct '15	117.6	127.9	112.6	-	131.2
Sep '15	119.8	132.2	115.9	-	127.0
Aug '15	126.0	129.4	118.5	-	130.9
Jul '15	123.1	125.9	118.3	n/a	130.9
Jun '15	120.5	129.2	118.3	143.9	130.9

Residential Fuel Prices in Yukon

Average Prices as of June 20, 2018

	Residential Heating Fuels			% Change June 20, 2017 to June 20, 2018		
	Furnace Oil	Arctic Stove Oil	Propane (500-gallon tank cost)	Furnace Oil	Arctic Stove Oil	Propane (500-gallon tank cost)
Whitehorse	123.9	127.4	92.4	26.7%	26.8%	n/a
Beaver Creek	136.5	143.3	-	30.7%	29.3%	-
Burwash Landing	133.4	136.5	-	27.7%	27.2%	-
Carcross	130.3	134.9	-	27.5%	29.0%	-
Carmacks	131.0	134.2	107.9	28.2%	27.4%	n/a
Dawson City	134.4	141.7	107.9	28.9%	27.9%	n/a
Destruction Bay	130.3	133.5	-	28.5%	27.6%	-
Faro	131.4	134.5	107.9	28.3%	27.5%	n/a
Haines Junction	128.2	129.7	107.9	29.5%	30.4%	n/a
Marsh Lake	130.8	134.0	-	28.2%	27.5%	-
Mayo	138.4	141.5	107.9	28.3%	23.6%	n/a
Pelly Crossing	132.9	136.1	-	30.7%	27.0%	-
Ross River	141.2	135.5	107.9	36.6%	27.1%	n/a
Stewart Crossing	132.9	136.1	-	27.7%	27.0%	-
Tagish	130.3	134.9	-	27.5%	22.6%	-
Teslin	131.0	134.2	107.9	30.5%	27.4%	n/a
Watson Lake	130.2	133.4	107.9	26.8%	27.7%	n/a

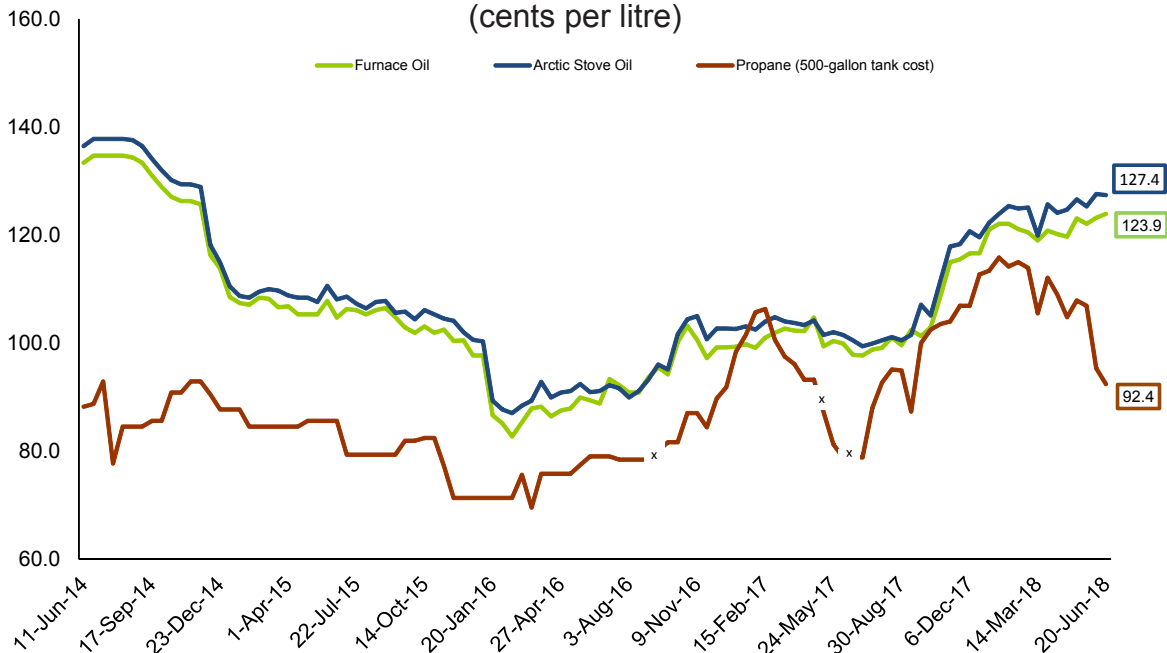
Notes: All prices are Canadian cents per litre, including all applicable taxes.
 “-” indicates this service was not available in this community at this time.
 “n/a” indicates this information was not available for the reporting period.

Comparing June 20, 2018 to June 20, 2017, prices of furnace oil increased in all Yukon communities. The largest percentage increase was in Ross River, up 36.6%.

Increases were also reported for Arctic stove oil prices in all Yukon communities. The largest percentage increase was in Haines Junction, up 30.4%.

The year-over-year percent change in average prices of propane (500 gallon tank) could not be calculated for the period as the prices for the base period (June 20, 2017) were not available.

Average Residential Bi-weekly Heating Fuel Prices, Whitehorse
 June 2014 - June 2018
 (cents per litre)



Residential Heating Fuel Prices — Whitehorse

	Furnace Oil	Arctic Stove Oil	Propane (500-gallon tank cost)
20-Jun-18	123.9	127.4	92.4
6-Jun-18	123.2	127.6	95.3
23-May-18	122.1	125.3	106.9
9-May-18	123.1	126.6	107.9
25-Apr-18	119.7	124.7	104.8
11-Apr-18	120.2	124.1	109.0
28-Mar-18	120.8	125.7	112.1
14-Mar-18	119.0	119.9	105.5
28-Feb-18	120.5	125.1	113.9
14-Feb-18	121.1	124.9	115.0
31-Jan-18	122.1	125.4	114.2
17-Jan-18	122.1	123.9	115.8
3-Jan-18	121.0	122.3	113.4
20-Dec-17	116.6	119.6	112.7
6-Dec-17	116.6	120.7	106.9
22-Nov-17	115.5	118.3	106.9
8-Nov-17	115.0	117.9	104.0
25-Oct-17	108.7	111.6	103.5
11-Oct-17	102.9	105.1	102.5
27-Sep-17	101.3	107.1	100.0
13-Sep-17	102.4	101.5	87.3
30-Aug-17	99.6	100.5	94.9
16-Aug-17	101.0	101.1	95.1
2-Aug-17	99.1	100.5	92.7
19-Jul-17	98.8	99.9	88.0
5-Jul-17	97.7	99.4	78.8
20-Jun-17	97.8	100.5	n/a
7-Jun-17	99.9	101.5	78.8
May '17	99.9	101.8	81.2
Apr '17	103.5	103.8	93.2
Mar '17	102.3	104.2	98.1
Feb '17	100.1	103.3	106.0
Jan '17	99.6	102.9	100.0
Dec '16	99.2	102.7	90.8
Nov '16	98.9	102.9	85.7
Oct '16	101.7	103.0	84.3
Sep '16	94.9	95.6	81.6
Aug '16	91.7	91.4	78.4
Jul '16	92.8	91.9	78.7
Jun '16	89.1	91.0	79.0
May '16	88.9	91.8	76.6
Apr '16	87.0	90.4	75.8
Mar '16	87.1	90.2	73.6
Feb '16	83.9	87.4	71.3
Jan '16	92.2	94.8	71.3
Dec '15	99.1	101.3	71.3
Nov '15	101.5	104.3	74.3
Oct '15	102.5	105.7	82.4
Sep '15	103.2	105.3	81.0
Aug '15	106.3	107.7	79.3
Jul '15	105.7	106.9	79.3
Jun '15	105.5	108.4	82.5

Residential Heating Fuel Prices — Beaver Creek

	Furnace Oil	Arctic Stove Oil	Propane (500 gallon tank cost)
20-Jun-18	136.5	143.3	-
6-Jun-18	136.5	143.8	-
23-May-18	128.1	139.6	-
9-May-18	128.1	137.2	-
25-Apr-18	128.1	135.9	-
11-Apr-18	128.1	133.5	-
28-Mar-18	128.7	134.8	-
14-Mar-18	128.1	133.8	-
28-Feb-18	128.1	135.0	-
14-Feb-18	128.1	134.3	-
31-Jan-18	133.4	137.5	-
17-Jan-18	133.4	136.5	-
3-Jan-18	128.1	132.1	-
20-Dec-17	128.1	128.6	-
6-Dec-17	128.1	128.0	-
22-Nov-17	128.1	128.3	-
8-Nov-17	128.1	126.6	-
25-Oct-17	120.8	120.9	-
11-Oct-17	114.5	112.5	-
27-Sep-17	114.5	112.5	-
13-Sep-17	110.4	110.8	-
30-Aug-17	106.6	110.8	-
16-Aug-17	105.3	110.8	-
2-Aug-17	105.3	110.8	-
19-Jul-17	105.9	110.8	-
5-Jul-17	104.2	110.8	-
20-Jun-17	104.4	110.8	-
7-Jun-17	107.2	110.8	-
May '17	106.6	110.8	-
Apr '17	110.6	116.1	-
Mar '17	111.3	116.1	-
Feb '17	111.8	116.1	-
Jan '17	111.0	114.0	-
Dec '16	109.5	111.9	-
Nov '16	107.8	114.0	-
Oct '16	111.0	114.0	-
Sep '16	103.3	107.7	-
Aug '16	101.2	101.2	-
Jul '16	101.4	99.3	-
Jun '16	98.1	99.3	-
May '16	96.7	98.1	-
Apr '16	96.1	96.6	-
Mar '16	94.8	96.6	-
Feb '16	92.5	94.7	-
Jan '16	100.4	102.8	-
Dec '15	107.7	108.7	-
Nov '15	109.8	112.2	-
Oct '15	109.8	113.3	-
Sep '15	109.8	111.3	-
Aug '15	115.1	113.9	-
Jul '15	115.1	114.7	-
Jun '15	115.1	115.6	-

Residential Heating Fuel Prices — Burwash Landing

	Furnace Oil	Arctic Stove Oil	Propane (500 gallon tank cost)
20-Jun-18	133.4	136.5	-
6-Jun-18	133.4	130.2	-
23-May-18	125.0	126.0	-
9-May-18	125.0	128.1	-
25-Apr-18	125.0	126.0	-
11-Apr-18	125.0	126.0	-
28-Mar-18	125.1	126.1	-
14-Mar-18	125.0	126.0	-
28-Feb-18	125.0	128.1	-
14-Feb-18	125.0	126.0	-
31-Jan-18	130.2	128.6	-
17-Jan-18	130.2	128.6	-
3-Jan-18	125.0	128.1	-
20-Dec-17	125.0	128.1	-
6-Dec-17	125.0	126.0	-
22-Nov-17	125.0	126.0	-
8-Nov-17	125.0	128.1	-
25-Oct-17	117.6	113.9	-
11-Oct-17	111.3	110.7	-
27-Sep-17	111.3	110.7	-
13-Sep-17	104.5	107.3	-
30-Aug-17	104.5	107.3	-
16-Aug-17	104.5	107.3	-
2-Aug-17	104.5	107.3	-
19-Jul-17	104.5	107.3	-
5-Jul-17	104.5	107.3	-
20-Jun-17	104.5	107.3	-
7-Jun-17	104.5	107.3	-
May '17	104.5	107.3	-
Apr '17	109.2	109.7	-
Mar '17	109.2	110.6	-
Feb '17	109.2	109.7	-
Jan '17	107.1	108.7	-
Dec '16	105.0	107.6	-
Nov '16	107.1	108.7	-
Oct '16	107.1	109.0	-
Sep '16	100.8	102.1	-
Aug '16	94.2	95.7	-
Jul '16	92.4	95.1	-
Jun '16	94.7	95.6	-
May '16	95.2	95.3	-
Apr '16	92.6	93.9	-
Mar '16	91.0	95.6	-
Feb '16	88.8	93.2	-
Jan '16	96.7	101.0	-
Dec '15	104.0	107.4	-
Nov '15	106.9	110.3	-
Oct '15	106.9	110.1	-
Sep '15	109.5	108.8	-
Aug '15	116.0	112.0	-
Jul '15	116.0	112.8	-
Jun '15	116.0	113.7	-

Residential Heating Fuel Prices — Carcross

	Furnace Oil	Arctic Stove Oil	Propane (500 gallon tank cost)
20-Jun-18	130.3	134.9	-
6-Jun-18	130.3	135.5	-
23-May-18	121.9	131.3	-
9-May-18	121.9	128.9	-
25-Apr-18	121.9	127.6	-
11-Apr-18	121.9	124.6	-
28-Mar-18	121.9	125.6	-
14-Mar-18	121.9	124.9	-
28-Feb-18	121.9	126.1	-
14-Feb-18	121.9	125.1	-
31-Jan-18	127.2	130.3	-
17-Jan-18	127.2	130.3	-
3-Jan-18	121.9	125.0	-
20-Dec-17	121.9	123.5	-
6-Dec-17	121.9	122.9	-
22-Nov-17	121.9	123.2	-
8-Nov-17	121.9	123.0	-
25-Oct-17	114.6	118.5	-
11-Oct-17	108.3	110.1	-
27-Sep-17	108.3	110.1	-
13-Sep-17	108.1	104.6	-
30-Aug-17	104.3	104.6	-
16-Aug-17	103.0	104.6	-
2-Aug-17	103.0	104.6	-
19-Jul-17	103.7	104.6	-
5-Jul-17	102.0	104.6	-
20-Jun-17	102.2	104.6	-
7-Jun-17	104.9	104.6	-
May '17	104.4	104.6	-
Apr '17	108.1	109.3	-
Mar '17	108.7	109.3	-
Feb '17	109.2	109.3	-
Jan '17	108.4	107.2	-
Dec '16	106.9	105.1	-
Nov '16	105.2	107.2	-
Oct '16	108.5	107.2	-
Sep '16	100.7	100.9	-
Aug '16	96.6	94.3	-
Jul '16	96.7	92.5	-
Jun '16	93.4	92.5	-
May '16	92.1	92.4	-
Apr '16	90.3	92.0	-
Mar '16	88.0	91.9	-
Feb '16	85.7	90.0	-
Jan '16	93.6	98.1	-
Dec '15	100.9	104.0	-
Nov '15	103.0	107.6	-
Oct '15	103.0	107.6	-
Sep '15	103.0	105.6	-
Aug '15	108.3	108.2	-
Jul '15	108.3	109.1	-
Jun '15	108.3	109.9	-

Residential Heating Fuel Prices — Carmacks

	Furnace Oil	Arctic Stove Oil	Propane (500-gallon tank cost)
20-Jun-18	131.0	134.2	107.9
6-Jun-18	131.0	134.2	110.0
23-May-18	122.6	125.8	121.6
9-May-18	122.6	125.8	122.6
25-Apr-18	122.6	125.8	119.5
11-Apr-18	122.6	125.8	123.7
28-Mar-18	122.6	125.8	126.8
14-Mar-18	122.6	125.8	120.2
28-Feb-18	122.6	125.8	128.6
14-Feb-18	122.6	125.8	129.7
31-Jan-18	127.9	131.0	128.9
17-Jan-18	127.9	131.0	130.5
3-Jan-18	122.6	125.8	128.1
20-Dec-17	122.6	125.8	127.4
6-Dec-17	120.5	125.8	121.6
22-Nov-17	120.5	125.8	121.6
8-Nov-17	120.5	125.8	118.7
25-Oct-17	113.2	118.4	118.2
11-Oct-17	109.0	112.1	117.2
27-Sep-17	109.0	112.1	114.7
13-Sep-17	102.2	105.3	102.0
30-Aug-17	102.2	105.3	109.6
16-Aug-17	102.2	105.3	109.8
2-Aug-17	102.2	105.3	107.4
19-Jul-17	102.2	105.3	102.7
5-Jul-17	102.2	105.3	97.1
20-Jun-17	102.2	105.3	n/a
7-Jun-17	102.2	105.3	97.1
May '17	102.2	105.3	95.9
Apr '17	106.9	110.0	107.9
Mar '17	106.9	110.0	112.8
Feb '17	106.9	110.0	120.7
Jan '17	104.8	107.9	114.7
Dec '16	102.7	105.8	105.5
Nov '16	104.8	107.9	100.4
Oct '16	104.8	107.9	99.0
Sep '16	98.5	101.6	96.3
Aug '16	91.8	95.0	93.1
Jul '16	90.1	93.2	93.4
Jun '16	90.1	93.2	93.7
May '16	90.1	93.2	91.3
Apr '16	90.1	93.2	90.5
Mar '16	88.7	91.8	88.3
Feb '16	86.4	89.6	71.3
Jan '16	94.3	97.5	71.3
Dec '15	101.6	104.8	71.3
Nov '15	103.7	106.9	74.3
Oct '15	103.7	106.9	82.4
Sep '15	103.7	106.9	81.0
Aug '15	109.0	112.1	79.3
Jul '15	109.0	112.1	79.3
Jun '15	109.0	112.1	82.5

Residential Heating Fuel Prices — Dawson City

	Furnace Oil	Arctic Stove Oil	Propane (500-gallon tank cost)
20-Jun-18	134.4	141.7	107.9
6-Jun-18	134.4	142.1	110.0
23-May-18	130.2	139.3	121.6
9-May-18	133.5	139.9	122.6
25-Apr-18	130.2	136.8	119.5
11-Apr-18	130.2	135.2	123.7
28-Mar-18	130.2	135.9	126.8
14-Mar-18	130.2	135.4	120.2
28-Feb-18	130.2	136.2	128.6
14-Feb-18	130.2	135.7	129.7
31-Jan-18	132.8	137.8	128.9
17-Jan-18	132.8	137.2	130.5
3-Jan-18	130.8	133.6	128.1
20-Dec-17	127.6	129.1	127.4
6-Dec-17	127.6	128.7	121.6
22-Nov-17	128.1	128.3	121.6
8-Nov-17	128.1	128.0	118.7
25-Oct-17	120.8	122.4	118.2
11-Oct-17	114.5	114.0	117.2
27-Sep-17	114.5	114.0	114.7
13-Sep-17	109.4	110.8	102.0
30-Aug-17	106.5	110.8	109.6
16-Aug-17	105.2	110.8	109.8
2-Aug-17	105.2	110.8	107.4
19-Jul-17	105.8	110.8	102.7
5-Jul-17	104.2	110.8	97.1
20-Jun-17	104.3	110.8	n/a
7-Jun-17	107.1	110.8	97.1
May '17	106.5	110.8	95.9
Apr '17	110.2	115.5	107.9
Mar '17	110.8	115.5	112.8
Feb '17	111.4	115.5	120.7
Jan '17	110.6	113.4	114.7
Dec '16	109.1	111.3	105.5
Nov '16	107.4	113.4	100.4
Oct '16	110.7	113.4	99.0
Sep '16	102.9	107.1	96.3
Aug '16	100.9	100.5	93.1
Jul '16	101.0	98.7	93.4
Jun '16	97.7	98.7	93.7
May '16	96.4	97.6	91.3
Apr '16	95.6	96.3	90.5
Mar '16	94.2	96.2	88.3
Feb '16	91.9	94.3	71.3
Jan '16	99.8	102.4	71.3
Dec '15	107.1	108.3	71.3
Nov '15	109.2	111.8	74.3
Oct '15	109.2	112.8	82.4
Sep '15	109.2	110.8	81.0
Aug '15	114.5	113.5	79.3
Jul '15	114.5	114.3	79.3
Jun '15	114.5	115.2	82.5

Residential Heating Fuel Prices — Destruction Bay

	Furnace Oil	Arctic Stove Oil	Propane (500 gallon tank cost)
20-Jun-18	130.3	133.5	-
6-Jun-18	130.3	133.5	-
23-May-18	121.9	125.1	-
9-May-18	121.9	125.1	-
25-Apr-18	121.9	125.1	-
11-Apr-18	121.9	125.1	-
28-Mar-18	121.9	125.1	-
14-Mar-18	121.9	125.1	-
28-Feb-18	121.9	125.1	-
14-Feb-18	121.9	125.1	-
31-Jan-18	127.2	130.3	-
17-Jan-18	127.2	130.3	-
3-Jan-18	121.9	125.1	-
20-Dec-17	121.9	125.1	-
6-Dec-17	119.8	125.6	-
22-Nov-17	119.8	125.6	-
8-Nov-17	119.8	125.6	-
25-Oct-17	112.5	117.6	-
11-Oct-17	108.3	111.3	-
27-Sep-17	108.3	111.3	-
13-Sep-17	101.4	104.6	-
30-Aug-17	101.4	104.6	-
16-Aug-17	101.4	104.6	-
2-Aug-17	101.4	104.6	-
19-Jul-17	101.4	104.6	-
5-Jul-17	101.4	104.5	-
20-Jun-17	101.4	104.6	-
7-Jun-17	101.4	104.6	-
May '17	101.4	104.6	-
Apr '17	106.2	109.3	-
Mar '17	106.2	109.3	-
Feb '17	106.2	109.3	-
Jan '17	104.1	107.2	-
Dec '16	102.0	105.1	-
Nov '16	104.1	107.2	-
Oct '16	104.1	107.2	-
Sep '16	97.8	100.9	-
Aug '16	91.1	94.3	-
Jul '16	89.4	92.5	-
Jun '16	94.1	92.5	-
May '16	93.3	93.0	-
Apr '16	91.0	93.2	-
Mar '16	88.0	93.3	-
Feb '16	85.7	92.5	-
Jan '16	93.6	98.7	-
Dec '15	100.9	104.1	-
Nov '15	103.0	106.2	-
Oct '15	103.0	106.2	-
Sep '15	103.0	106.2	-
Aug '15	108.3	111.4	-
Jul '15	108.3	111.4	-
Jun '15	108.3	111.4	-

Residential Heating Fuel Prices — Faro

	Furnace Oil	Arctic Stove Oil	Propane (500-gallon tank cost)
20-Jun-18	131.4	134.5	107.9
6-Jun-18	131.4	130.3	110.0
23-May-18	123.0	126.1	121.6
9-May-18	123.0	126.1	122.6
25-Apr-18	123.0	126.1	119.5
11-Apr-18	123.0	126.1	123.7
28-Mar-18	123.0	126.1	126.8
14-Mar-18	123.0	126.1	120.2
28-Feb-18	123.0	126.1	128.6
14-Feb-18	123.0	126.1	129.7
31-Jan-18	128.2	131.4	128.9
17-Jan-18	128.2	131.4	130.5
3-Jan-18	123.0	126.1	128.1
20-Dec-17	123.0	126.1	127.4
6-Dec-17	123.0	126.0	121.6
22-Nov-17	123.0	126.0	121.6
8-Nov-17	123.0	126.0	118.7
25-Oct-17	115.5	118.7	118.2
11-Oct-17	109.2	112.4	117.2
27-Sep-17	109.2	112.4	114.7
13-Sep-17	102.4	105.5	102.0
30-Aug-17	102.4	105.5	109.6
16-Aug-17	102.4	105.5	109.8
2-Aug-17	102.4	105.5	107.4
19-Jul-17	102.4	105.5	102.7
5-Jul-17	102.4	105.5	97.1
20-Jun-17	102.4	105.5	n/a
7-Jun-17	102.4	105.5	97.1
May '17	102.4	105.5	95.9
Apr '17	107.1	110.3	107.9
Mar '17	107.1	110.3	112.8
Feb '17	107.1	110.3	120.7
Jan '17	105.0	108.2	114.7
Dec '16	102.9	106.1	105.5
Nov '16	105.0	108.2	100.4
Oct '16	105.0	108.2	99.0
Sep '16	98.7	101.9	96.3
Aug '16	92.1	95.2	93.1
Jul '16	90.3	93.5	93.4
Jun '16	90.3	93.5	93.7
May '16	90.3	93.5	91.3
Apr '16	90.3	93.5	90.5
Mar '16	88.9	92.1	88.3
Feb '16	86.7	89.8	71.3
Jan '16	94.6	97.7	71.3
Dec '15	101.9	105.0	71.3
Nov '15	104.0	107.1	74.3
Oct '15	104.0	107.1	82.4
Sep '15	104.0	107.1	81.0
Aug '15	109.2	112.4	79.3
Jul '15	109.2	112.4	79.3
Jun '15	109.2	112.4	82.5

Residential Heating Fuel Prices — Haines Junction

	Furnace Oil	Arctic Stove Oil	Propane (500-gallon tank cost)
20-Jun-18	128.2	129.7	107.9
6-Jun-18	128.2	128.7	110.0
23-May-18	119.8	124.5	121.6
9-May-18	119.8	124.0	122.6
25-Apr-18	119.8	124.0	119.5
11-Apr-18	119.8	124.0	123.7
28-Mar-18	119.8	123.4	126.8
14-Mar-18	119.8	124.5	120.2
28-Feb-18	119.8	123.7	128.6
14-Feb-18	119.8	125.5	129.7
31-Jan-18	125.1	129.2	128.9
17-Jan-18	125.1	127.6	130.5
3-Jan-18	119.8	123.9	128.1
20-Dec-17	119.8	121.6	127.4
6-Dec-17	119.8	121.2	121.6
22-Nov-17	119.8	120.6	121.6
8-Nov-17	119.8	120.2	118.7
25-Oct-17	112.5	116.0	118.2
11-Oct-17	106.2	113.2	117.2
27-Sep-17	106.2	106.5	114.7
13-Sep-17	105.2	103.7	102.0
30-Aug-17	101.2	99.5	109.6
16-Aug-17	99.9	102.7	109.8
2-Aug-17	99.9	99.5	107.4
19-Jul-17	100.5	100.1	102.7
5-Jul-17	98.9	99.5	97.1
20-Jun-17	99.0	99.5	n/a
7-Jun-17	101.8	98.5	97.1
May '17	101.2	101.6	95.9
Apr '17	104.9	104.5	107.9
Mar '17	105.5	104.2	112.8
Feb '17	106.1	105.9	120.7
Jan '17	105.3	102.5	114.7
Dec '16	103.8	100.6	105.5
Nov '16	102.1	99.2	100.4
Oct '16	105.4	102.1	99.0
Sep '16	97.6	101.9	96.3
Aug '16	95.5	98.0	93.1
Jul '16	95.7	98.7	93.4
Jun '16	92.4	96.3	93.7
May '16	91.0	93.3	91.3
Apr '16	88.7	91.4	90.5
Mar '16	85.9	90.7	88.3
Feb '16	83.6	86.5	71.3
Jan '16	91.5	94.4	71.3
Dec '15	98.8	101.1	71.3
Nov '15	100.9	105.5	74.3
Oct '15	100.9	106.1	82.4
Sep '15	100.9	103.9	81.0
Aug '15	106.2	107.1	79.3
Jul '15	106.2	108.4	79.3
Jun '15	106.2	107.9	82.5

Residential Heating Fuel Prices — Marsh Lake

	Furnace Oil	Arctic Stove Oil	Propane (500 gallon tank cost)
20-Jun-18	130.8	134.0	-
6-Jun-18	130.8	134.0	-
23-May-18	122.4	125.6	-
9-May-18	122.4	125.6	-
25-Apr-18	122.4	125.6	-
11-Apr-18	122.4	125.6	-
28-Mar-18	121.9	125.1	-
14-Mar-18	122.4	125.6	-
28-Feb-18	122.4	125.6	-
14-Feb-18	122.4	125.6	-
31-Jan-18	127.7	130.8	-
17-Jan-18	127.7	130.8	-
3-Jan-18	122.4	125.6	-
20-Dec-17	122.4	125.6	-
6-Dec-17	122.4	125.6	-
22-Nov-17	122.4	125.6	-
8-Nov-17	122.4	125.6	-
25-Oct-17	115.1	118.2	-
11-Oct-17	108.8	111.9	-
27-Sep-17	108.8	111.9	-
13-Sep-17	102.0	105.1	-
30-Aug-17	102.0	105.1	-
16-Aug-17	102.0	105.1	-
2-Aug-17	102.0	105.1	-
19-Jul-17	102.0	105.1	-
5-Jul-17	102.0	105.1	-
20-Jun-17	102.0	105.1	-
7-Jun-17	102.0	105.1	-
May '17	102.0	105.1	-
Apr '17	106.7	109.8	-
Mar '17	106.7	109.8	-
Feb '17	106.7	109.8	-
Jan '17	104.6	107.7	-
Dec '16	102.5	105.6	-
Nov '16	104.6	107.7	-
Oct '16	104.6	107.7	-
Sep '16	98.3	101.4	-
Aug '16	91.6	94.8	-
Jul '16	89.9	93.0	-
Jun '16	89.9	93.0	-
May '16	89.9	93.0	-
Apr '16	89.9	93.0	-
Mar '16	88.5	91.6	-
Feb '16	85.7	88.9	-
Jan '16	93.6	96.8	-
Dec '15	100.9	104.1	-
Nov '15	103.0	106.2	-
Oct '15	103.0	106.2	-
Sep '15	103.0	106.2	-
Aug '15	108.3	111.4	-
Jul '15	108.3	111.4	-
Jun '15	108.3	111.4	-

Residential Heating Fuel Prices — Mayo

	Furnace Oil	Arctic Stove Oil	Propane (500-gallon tank cost)
20-Jun-18	138.4	141.5	107.9
6-Jun-18	138.4	144.7	110.0
23-May-18	134.2	137.3	121.6
9-May-18	135.4	138.6	122.6
25-Apr-18	134.2	137.3	119.5
11-Apr-18	134.2	137.3	123.7
28-Mar-18	134.2	137.3	126.8
14-Mar-18	134.2	137.3	120.2
28-Feb-18	134.2	137.3	128.6
14-Feb-18	134.2	137.3	129.7
31-Jan-18	136.8	140.0	128.9
17-Jan-18	136.8	140.0	130.5
3-Jan-18	134.8	136.4	128.1
20-Dec-17	131.6	131.8	127.4
6-Dec-17	131.6	131.4	121.6
22-Nov-17	131.6	131.6	121.6
8-Nov-17	131.6	131.4	118.7
25-Oct-17	123.2	122.7	118.2
11-Oct-17	114.8	113.6	117.2
27-Sep-17	114.8	113.6	114.7
13-Sep-17	112.8	117.1	102.0
30-Aug-17	109.3	114.5	109.6
16-Aug-17	110.3	117.3	109.8
2-Aug-17	108.5	114.5	107.4
19-Jul-17	108.9	114.5	102.7
5-Jul-17	107.8	114.5	97.1
20-Jun-17	107.9	114.5	n/a
7-Jun-17	109.8	114.5	97.1
May '17	109.4	114.5	95.9
Apr '17	111.1	115.9	107.9
Mar '17	112.3	116.9	112.8
Feb '17	111.6	115.3	120.7
Jan '17	112.0	116.0	114.7
Dec '16	110.9	114.5	105.5
Nov '16	110.4	117.3	100.4
Oct '16	112.7	116.9	99.0
Sep '16	105.6	110.6	96.3
Aug '16	101.7	103.6	93.1
Jul '16	102.6	104.0	93.4
Jun '16	99.7	102.7	93.7
May '16	98.8	101.3	91.3
Apr '16	98.9	99.8	90.5
Mar '16	99.2	99.9	88.3
Feb '16	98.2	98.8	71.3
Jan '16	108.0	108.0	71.3
Dec '15	112.2	112.3	71.3
Nov '15	115.3	115.6	74.3
Oct '15	114.2	116.8	82.4
Sep '15	114.9	115.5	81.0
Aug '15	119.0	117.2	79.3
Jul '15	119.0	117.7	79.3
Jun '15	119.0	118.3	82.5

Residential Heating Fuel Prices — Pelly Crossing

	Furnace Oil	Arctic Stove Oil	Propane (500 gallon tank cost)
20-Jun-18	132.9	136.1	-
6-Jun-18	132.9	136.1	-
23-May-18	124.5	127.7	-
9-May-18	124.5	127.7	-
25-Apr-18	124.5	127.7	-
11-Apr-18	124.5	127.7	-
28-Mar-18	124.5	127.7	-
14-Mar-18	124.5	127.7	-
28-Feb-18	124.5	127.7	-
14-Feb-18	124.5	127.7	-
31-Jan-18	129.8	132.9	-
17-Jan-18	129.8	132.9	-
3-Jan-18	124.5	126.3	-
20-Dec-17	124.5	124.8	-
6-Dec-17	124.5	124.2	-
22-Nov-17	124.5	124.5	-
8-Nov-17	124.5	124.3	-
25-Oct-17	117.2	118.3	-
11-Oct-17	110.9	110.0	-
27-Sep-17	110.9	109.9	-
13-Sep-17	107.8	107.2	-
30-Aug-17	103.8	107.2	-
16-Aug-17	102.5	107.2	-
2-Aug-17	102.5	107.2	-
19-Jul-17	103.2	107.2	-
5-Jul-17	101.5	107.2	-
20-Jun-17	101.7	107.2	-
7-Jun-17	104.4	107.2	-
May '17	103.9	107.2	-
Apr '17	107.6	111.9	-
Mar '17	108.2	111.9	-
Feb '17	108.7	111.9	-
Jan '17	107.9	109.8	-
Dec '16	106.4	107.7	-
Nov '16	104.7	109.8	-
Oct '16	108.0	109.8	-
Sep '16	100.2	103.5	-
Aug '16	98.2	96.9	-
Jul '16	98.3	95.1	-
Jun '16	95.1	95.1	-
May '16	93.7	94.5	-
Apr '16	92.4	93.6	-
Mar '16	90.6	93.5	-
Feb '16	88.3	91.6	-
Jan '16	96.2	99.7	-
Dec '15	103.5	105.6	-
Nov '15	105.6	109.2	-
Oct '15	105.6	109.7	-
Sep '15	105.6	107.8	-
Aug '15	110.9	110.9	-
Jul '15	110.9	111.7	-
Jun '15	110.9	112.5	-

Residential Heating Fuel Prices — Ross River

	Furnace Oil	Arctic Stove Oil	Propane (500-gallon tank cost)
20-Jun-18	141.2	135.5	107.9
6-Jun-18	141.2	135.5	110.0
23-May-18	130.1	127.1	121.6
9-May-18	130.1	127.1	122.6
25-Apr-18	130.1	127.1	119.5
11-Apr-18	128.0	127.1	123.7
28-Mar-18	123.9	127.1	126.8
14-Mar-18	123.9	127.1	120.2
28-Feb-18	123.9	127.1	128.6
14-Feb-18	123.9	127.1	129.7
31-Jan-18	129.2	132.3	128.9
17-Jan-18	129.2	132.3	130.5
3-Jan-18	123.9	127.1	128.1
20-Dec-17	123.9	127.1	127.4
6-Dec-17	123.9	127.1	121.6
22-Nov-17	123.9	127.1	121.6
8-Nov-17	123.9	127.1	118.7
25-Oct-17	116.6	119.7	118.2
11-Oct-17	110.3	113.4	117.2
27-Sep-17	110.3	113.4	114.7
13-Sep-17	103.4	106.6	102.0
30-Aug-17	103.4	106.6	109.6
16-Aug-17	103.4	106.6	109.8
2-Aug-17	103.4	106.6	107.4
19-Jul-17	103.4	106.6	102.7
5-Jul-17	103.4	106.6	97.1
20-Jun-17	103.4	106.6	n/a
7-Jun-17	103.4	106.6	97.1
May '17	103.4	106.6	95.9
Apr '17	108.2	111.3	107.9
Mar '17	108.2	111.3	112.8
Feb '17	108.2	111.3	120.7
Jan '17	106.1	109.2	114.7
Dec '16	104.0	107.1	105.5
Nov '16	106.1	109.2	100.4
Oct '16	106.1	109.2	99.0
Sep '16	99.8	102.9	96.3
Aug '16	93.1	96.3	93.1
Jul '16	91.4	94.5	93.4
Jun '16	91.4	94.5	93.7
May '16	91.4	94.5	91.3
Apr '16	91.4	94.5	90.5
Mar '16	90.0	93.1	88.3
Feb '16	87.7	90.9	71.3
Jan '16	95.6	98.8	71.3
Dec '15	102.9	106.1	71.3
Nov '15	105.0	108.2	74.3
Oct '15	105.0	108.2	82.4
Sep '15	105.0	108.2	81.0
Aug '15	110.9	114.0	79.3
Jul '15	110.9	114.0	79.3
Jun '15	110.9	114.0	82.5

Residential Heating Fuel Prices — Stewart Crossing

	Furnace Oil	Arctic Stove Oil	Propane (500-gallon tank cost)
20-Jun-18	132.9	136.1	-
6-Jun-18	132.9	136.1	-
23-May-18	124.5	127.7	-
9-May-18	124.5	127.7	-
25-Apr-18	124.5	127.7	-
11-Apr-18	124.5	127.7	-
28-Mar-18	124.1	124.1	-
14-Mar-18	124.5	127.7	-
28-Feb-18	124.5	127.7	-
14-Feb-18	124.5	127.7	-
31-Jan-18	129.8	132.9	-
17-Jan-18	129.8	132.9	-
3-Jan-18	124.5	127.7	-
20-Dec-17	124.5	127.7	-
6-Dec-17	124.5	127.7	-
22-Nov-17	124.5	127.7	-
8-Nov-17	124.5	127.7	-
25-Oct-17	117.2	120.3	-
11-Oct-17	110.9	114.0	-
27-Sep-17	110.9	114.0	-
13-Sep-17	104.1	107.2	-
30-Aug-17	104.1	107.2	-
16-Aug-17	104.1	107.2	-
2-Aug-17	104.1	107.2	-
19-Jul-17	104.1	107.2	-
5-Jul-17	104.1	107.2	-
20-Jun-17	104.1	107.2	-
7-Jun-17	104.1	107.2	-
May '17	104.1	107.2	-
Apr '17	108.8	111.9	-
Mar '17	108.8	111.9	-
Feb '17	108.8	111.9	-
Jan '17	106.7	109.8	-
Dec '16	104.6	107.7	-
Nov '16	106.7	109.8	-
Oct '16	106.7	109.8	-
Sep '16	100.4	103.5	-
Aug '16	93.7	96.9	-
Jul '16	92.0	95.1	-
Jun '16	92.0	95.1	-
May '16	92.0	95.1	-
Apr '16	92.0	95.1	-
Mar '16	90.6	93.7	-
Feb '16	88.3	91.5	-
Jan '16	96.2	99.4	-
Dec '15	103.5	106.7	-
Nov '15	105.6	108.8	-
Oct '15	105.6	108.8	-
Sep '15	105.6	108.8	-
Aug '15	110.9	114.0	-
Jul '15	110.9	114.0	-
Jun '15	110.9	114.0	-

Residential Heating Fuel Prices — Tagish & Teslin

	Tagish		
	Furnace Oil	Arctic Stove Oil	Propane (500-gallon tank cost)
20-Jun-18	130.3	134.9	-
6-Jun-18	130.3	135.5	-
23-May-18	121.9	131.3	-
9-May-18	121.9	128.9	-
25-Apr-18	121.9	127.6	-
11-Apr-18	121.9	124.6	-
28-Mar-18	121.9	125.6	-
14-Mar-18	121.9	124.9	-
28-Feb-18	121.9	125.1	-
14-Feb-18	121.9	125.1	-
31-Jan-18	127.2	130.3	-
17-Jan-18	127.2	130.3	-
3-Jan-18	121.9	125.0	-
20-Dec-17	121.9	123.5	-
6-Dec-17	121.9	122.9	-
22-Nov-17	121.9	123.2	-
8-Nov-17	121.9	123.0	-
25-Oct-17	114.6	118.5	-
11-Oct-17	108.3	110.1	-
27-Sep-17	108.3	110.1	-
13-Sep-17	108.1	104.6	-
30-Aug-17	104.3	104.6	-
16-Aug-17	103.0	110.0	-
2-Aug-17	103.0	110.0	-
19-Jul-17	103.7	110.0	-
5-Jul-17	102.0	110.0	-
20-Jun-17	102.2	110.0	-
7-Jun-17	104.9	110.0	-
May '17	104.4	110.0	-
Apr '17	108.1	115.0	-
Mar '17	108.7	115.0	-
Feb '17	109.2	115.0	-
Jan '17	108.4	114.0	-
Dec '16	106.9	112.9	-
Nov '16	105.2	110.1	-
Oct '16	108.5	114.0	-
Sep '16	100.7	103.0	-
Aug '16	96.6	99.7	-
Jul '16	96.7	98.8	-
Jun '16	93.4	98.8	-
May '16	92.1	97.7	-
Apr '16	90.3	96.3	-
Mar '16	88.0	96.2	-
Feb '16	85.7	95.0	-
Jan '16	93.6	103.9	-
Dec '15	100.9	109.6	-
Nov '15	103.0	112.0	-
Oct '15	103.0	113.2	-
Sep '15	103.0	112.9	-
Aug '15	108.3	114.2	-
Jul '15	108.3	114.7	-
Jun '15	108.3	115.3	-

	Teslin		
	Furnace Oil	Arctic Stove Oil	Propane (500-gallon tank cost)
20-Jun-18	131.0	134.2	107.9
6-Jun-18	131.0	134.2	110.0
23-May-18	122.6	125.8	121.6
9-May-18	122.6	125.8	122.6
25-Apr-18	122.6	125.8	119.5
11-Apr-18	122.6	125.8	123.7
28-Mar-18	122.6	125.8	126.8
14-Mar-18	122.6	125.8	120.2
28-Feb-18	122.6	125.8	128.6
14-Feb-18	122.6	125.8	129.7
31-Jan-18	127.9	131.0	128.9
17-Jan-18	127.9	131.0	130.5
3-Jan-18	122.6	124.3	128.1
20-Dec-17	122.6	122.3	127.4
6-Dec-17	122.6	121.3	121.6
22-Nov-17	122.6	121.6	121.6
8-Nov-17	122.6	121.4	118.7
25-Oct-17	115.3	116.8	118.2
11-Oct-17	109.0	108.8	117.2
27-Sep-17	109.0	108.7	114.7
13-Sep-17	106.6	105.3	102.0
30-Aug-17	102.6	105.3	109.6
16-Aug-17	101.3	105.3	109.8
2-Aug-17	101.1	105.3	107.4
19-Jul-17	102.0	105.3	102.7
5-Jul-17	100.3	105.3	97.1
20-Jun-17	100.4	105.3	n/a
7-Jun-17	103.2	105.3	97.1
May '17	102.7	105.3	95.9
Apr '17	106.3	110.0	107.9
Mar '17	107.0	110.0	112.8
Feb '17	107.5	110.0	120.7
Jan '17	106.7	107.9	114.7
Dec '16	105.2	105.8	105.5
Nov '16	103.5	107.9	100.4
Oct '16	106.7	107.9	99.0
Sep '16	99.0	101.6	96.3
Aug '16	96.9	95.0	93.1
Jul '16	97.1	93.2	93.4
Jun '16	93.8	93.2	93.7
May '16	92.4	92.9	91.3
Apr '16	90.1	93.1	88.4
Mar '16	88.7	92.2	88.3
Feb '16	86.4	90.4	71.3
Jan '16	94.3	98.5	71.3
Dec '15	101.6	104.4	71.3
Nov '15	103.7	107.9	74.3
Oct '15	103.7	108.1	82.4
Sep '15	103.7	106.4	81.0
Aug '15	109.0	109.6	79.3
Jul '15	109.0	110.4	79.3
Jun '15	109.0	111.3	82.5

Residential Heating Fuel Prices — Watson Lake

	Furnace Oil	Arctic Stove Oil	Propane (500-gallon tank cost)
20-Jun-18	130.2	133.4	107.9
6-Jun-18	130.2	133.4	110.0
23-May-18	121.8	125.0	121.6
9-May-18	121.8	125.0	122.6
25-Apr-18	121.8	125.0	119.5
11-Apr-18	121.8	125.0	123.7
28-Mar-18	121.8	125.0	126.8
14-Mar-18	121.8	125.0	120.2
28-Feb-18	121.8	125.0	128.6
14-Feb-18	121.8	125.0	129.7
31-Jan-18	127.1	130.2	128.9
17-Jan-18	127.1	130.2	130.5
3-Jan-18	121.8	126.4	128.1
20-Dec-17	121.8	126.4	127.4
6-Dec-17	121.8	125.8	121.6
22-Nov-17	121.8	126.2	121.6
8-Nov-17	121.8	125.9	118.7
25-Oct-17	114.5	120.2	118.2
11-Oct-17	108.2	111.9	117.2
30-Aug-17	104.9	104.5	109.6
16-Aug-17	103.6	104.5	109.8
2-Aug-17	103.6	104.5	107.4
19-Jul-17	104.3	104.5	102.7
5-Jul-17	102.5	104.5	97.1
20-Jun-17	102.7	104.5	n/a
7-Jun-17	105.5	104.5	97.1

	Furnace Oil	Arctic Stove Oil	Propane (500-gallon tank cost)
May '17	104.9	104.5	95.9
Apr '17	108.6	109.2	107.9
Mar '17	109.2	109.2	112.8
Feb '17	109.7	109.2	120.7
Jan '17	108.9	107.1	114.7

Dec '16	107.5	105.0	105.5
Nov '16	105.8	107.1	100.4
Oct '16	109.0	107.1	99.0
Sep '16	101.3	100.8	96.3
Aug '16	101.4	99.8	94.7
Sep '16	101.3	100.8	96.3
Aug '16	99.2	94.2	93.1
Jul '16	99.4	92.4	93.4
Jun '16	96.1	92.4	93.7
May '16	94.7	93.6	91.3
Apr '16	91.6	94.6	90.5
Mar '16	87.9	94.6	88.3
Feb '16	85.6	92.6	71.3
Jan '16	93.0	99.5	71.3

Dec '15	100.8	106.4	71.3
Nov '15	109.2	113.5	74.3
Oct '15	109.2	113.5	82.4
Sep '15	106.2	110.0	81.0
Aug '15	107.2	111.5	79.3
Jul '15	107.6	112.3	79.3
Jun '15	109.3	114.0	82.5

Information collected by Yukon Bureau of Statistics
for the Department of Energy, Mines and Resources.

Next release: July 20, 2018



Department of Finance
Yukon Bureau of Statistics

Additional information:
Government of Yukon
Department of Finance
Bureau of Statistics (B-4)
Box 2703, Whitehorse, Yukon Y1A 2C6
Telephone: (867) 667-5640; Fax: (867) 393-6203
Email: ybsinfo@gov.yk.ca
Website: <http://www.eco.gov.yk.ca/stats/ybs.html>