



Retail Motor Fuel Prices in Yukon

Average Prices as of March 28, 2018

	Self-serve			% Change Mar 29, 2017 to Mar 28, 2018		
	regular	premium	diesel	regular	premium	diesel
Whitehorse	126.9	135.5	129.9	6.3%	6.2%	11.4%
Beaver Creek	144.9	159.9	159.9	0.0%	0.0%	3.2%
Burwash Landing	125.9	135.9	135.9	0.0%	0.0%	14.3%
Carcross	132.9	-	138.9	2.3%	-	6.9%
Carmacks	130.9	145.4	140.4	4.8%	7.0%	10.2%
Dawson City	133.5	149.5	137.8	-1.6%	5.5%	0.0%
Destruction Bay	142.9	155.9	144.9	12.6%	13.9%	11.5%
Eagle Plains	145.0	-	150.0	0.0%	-	7.1%
Faro	134.5	-	142.9	5.2%	-	7.5%
Haines Junction	128.4	140.4	136.7	5.8%	7.3%	12.3%
Jake's Corner	n/a	n/a	n/a	n/a	n/a	n/a
Mayo	130.4	-	128.5	8.8%	-	12.5%
Pelly Crossing	130.9	-	137.5	5.6%	-	7.5%
Ross River	134.9	-	141.9	3.8%	-	9.2%
Stewart Crossing	129.9	136.9	139.9	0.0%	0.7%	11.1%
Teslin	130.9	143.9	135.9	5.6%	11.6%	13.3%
Watson Lake	121.3	134.9	126.7	9.4%	n/a	8.4%

As of March 28, 2018, average **regular self-serve** gasoline prices ranged from 121.3¢ per litre in Watson Lake to 145.0¢ per litre in Eagle Plains; a difference of 23.7¢. In communities offering **premium self-serve** gasoline, prices ranged from 134.9¢ in Watson Lake to 159.9¢ in Beaver Creek; a difference of 25.0¢. **Diesel self-serve** prices ranged from 126.7¢ in Watson Lake to 159.9¢ in Beaver Creek; a difference of 33.2¢ per litre.

Comparing March 28, 2018 to March 29, 2017, **regular self-serve** gasoline prices increased in all Yukon communities, with the exception of Dawson City. The prices remained the same in Beaver Creek, Burwash Landing, Eagle Plains and Stewart Crossing. **Diesel self-serve** prices increased in all Yukon communities, with the exception of Dawson City which remained the same.

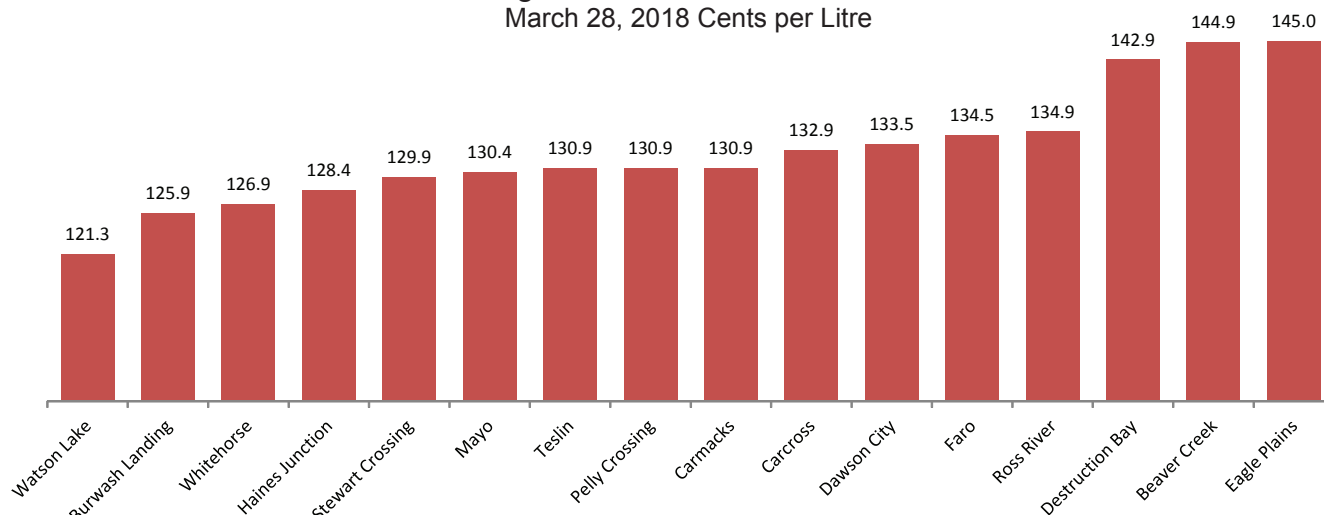
	Full-serve				% Change Mar 29, 2017 to Mar 28, 2018			
	regular	premium	diesel	propane	regular	premium	diesel	propane
Whitehorse	126.9	134.9	130.9	100.6	5.8%	6.1%	13.2%	6.3%
Dawson City	-	-	-	n/a	-	-	-	n/a
Destruction Bay	-	-	-	126.9	-	-	-	0.0%
Eagle Plains	-	-	-	140.0	-	-	-	0.0%
Haines Junction	-	-	-	100.0	-	-	-	0.0%
Jake's Corner	-	-	-	n/a	-	-	-	n/a
Mayo	n/a	-	n/a	-	n/a	-	n/a	-
Teslin	-	-	-	112.5	-	-	-	10.3%
Watson Lake	-	-	-	110.9	-	-	-	4.7%

In communities offering **full-serve propane** fuel services, prices ranged from 100.0¢ per litre in Haines Junction to 140.0¢ per litre in Eagle Plains; a difference of 40.0¢. Year-over-year, prices of full-serve propane: increased in Whitehorse, Teslin and Watson Lake. The prices remained the same in all other communities.

Notes:

All prices are Canadian cents per litre, including all applicable taxes.
 "n/a" indicates this information was not available for the reporting period.
 "-" Indicates this service was not available in this community at this time.

Average Self-Serve Gasoline Prices March 28, 2018 Cents per Litre



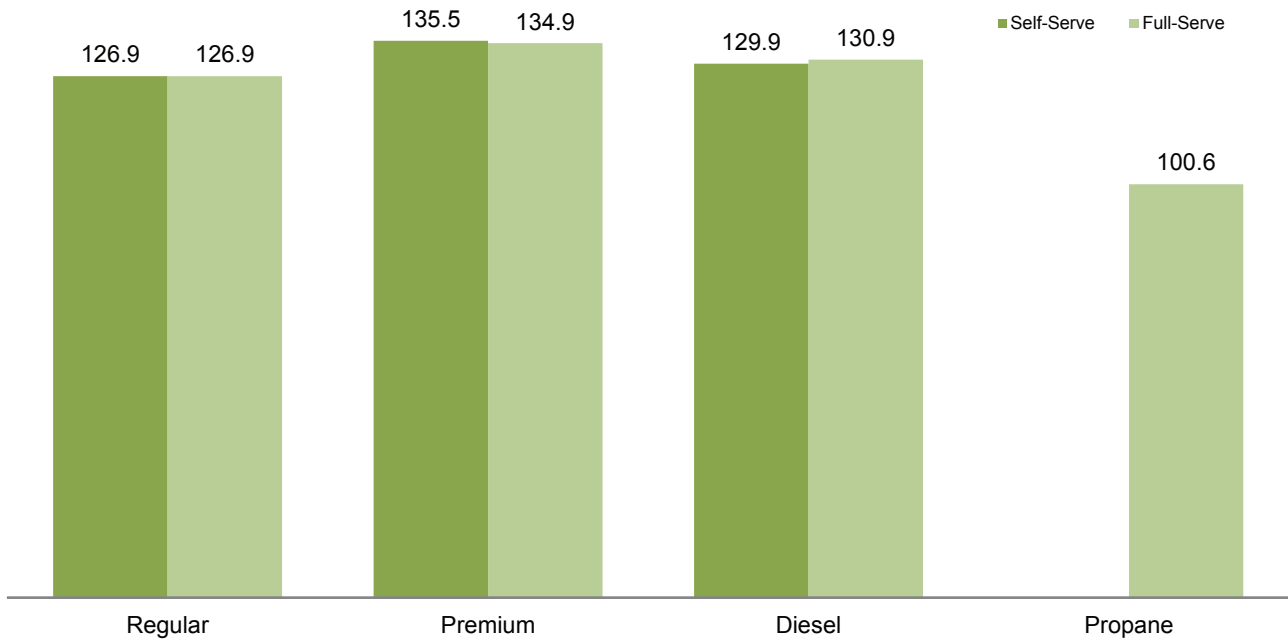
*Data for Jake's Corner was not available.

Retail Motor Fuel Prices — Whitehorse

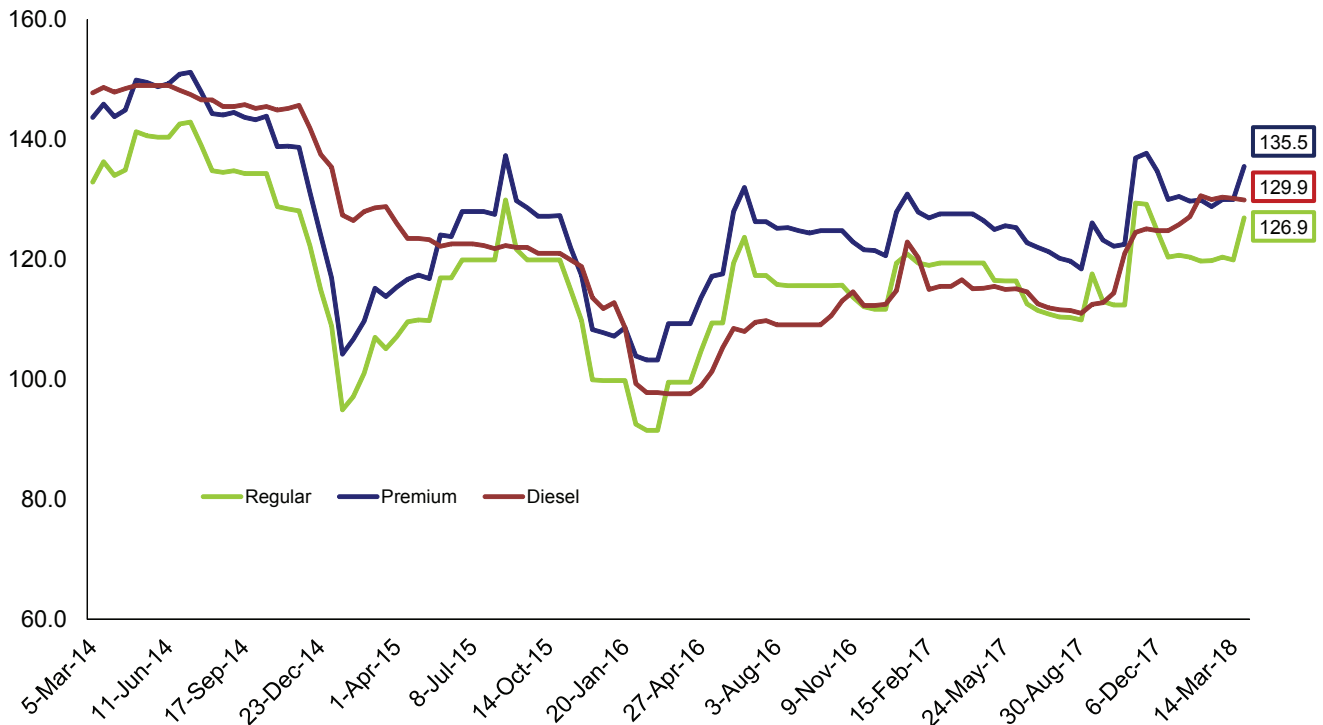
	Self-serve			Full-serve			
	regular	premium	diesel	regular	premium	diesel	propane
28-Mar-18	126.9	135.5	129.9	126.9	134.9	130.9	100.6
14-Mar-18	119.9	130.0	130.2	120.9	131.9	130.9	102.9
28-Feb-18	120.4	130.0	130.4	120.9	131.9	130.9	102.9
14-Feb-18	119.8	128.8	130.0	120.9	127.9	131.9	101.4
31-Jan-18	119.7	129.9	130.6	120.9	132.4	132.9	102.9
17-Jan-18	120.4	129.7	127.1	119.9	130.9	124.6	103.9
3-Jan-18	120.7	130.5	125.8	120.9	131.9	126.2	103.9
20-Dec-17	120.4	130.0	124.8	120.9	131.9	126.2	102.6
6-Dec-17	124.7	134.7	124.8	127.2	135.2	126.2	101.9
22-Nov-17	129.2	137.7	125.1	129.6	137.6	123.9	101.9
8-Nov-17	129.4	136.9	124.5	129.9	137.9	121.9	101.2
25-Oct-17	112.4	122.5	121.0	112.9	124.2	118.3	100.2
11-Oct-17	112.4	122.2	114.4	112.9	124.2	114.0	100.2
27-Sep-17	113.0	123.2	112.8	112.9	124.9	114.0	98.4
13-Sep-17	117.6	126.1	112.5	119.9	127.9	114.0	98.6
30-Aug-17	109.9	118.4	111.0	109.9	118.9	112.4	94.9
16-Aug-17	110.3	119.7	111.5	109.2	120.6	111.2	98.6
2-Aug-17	110.4	120.2	111.6	110.2	122.9	112.6	97.6
19-Jul-17	110.9	121.3	111.9	110.6	123.2	112.6	97.6
5-Jul-17	111.5	122.0	112.6	111.9	124.2	113.6	98.2
20-Jun-17	112.6	122.8	114.6	113.2	124.6	114.9	98.2
7-Jun-17	116.4	125.3	115.1	116.9	125.6	115.2	98.2
24-May-17	116.4	125.6	115.0	116.9	126.2	114.9	94.2
10-May-17	116.5	125.0	115.5	116.9	126.2	114.9	92.9
26-Apr-17	117.7	126.5	115.2	117.9	125.6	114.2	92.6
12-Apr-17	119.4	127.6	115.1	119.9	127.2	115.6	93.2
29-Mar-17	119.4	127.6	116.6	119.9	127.2	115.6	94.6
15-Mar-17	119.4	127.6	115.5	119.9	127.2	115.6	94.6
1-Mar-17	119.4	127.6	115.5	119.9	127.2	115.6	101.0
Feb '17	119.2	127.4	117.7	119.3	126.6	122.2	93.9
Jan '17	119.4	127.9	115.1	119.9	127.2	114.8	91.4
Dec '16	111.7	121.1	112.4	111.9	122.2	111.9	89.9
Nov '16	112.9	122.3	113.5	112.8	123.7	113.6	90.3
Oct '16	115.7	124.8	111.9	115.9	126.2	114.3	88.3
Sep '16	115.6	124.6	109.1	115.9	126.2	108.9	88.6
Aug '16	115.7	125.1	109.1	115.9	126.2	108.9	88.7
Jul '16	117.3	126.3	109.7	117.9	126.4	110.4	90.4
Jun '16	121.6	130.0	108.3	122.6	132.8	108.9	89.7
May '16	109.4	117.4	103.3	109.9	118.6	106.7	88.9
Apr '16	102.1	111.5	98.3	101.8	114.8	106.7	89.1
Mar '16	96.8	107.3	97.7	97.5	113.2	105.6	88.4
Feb '16	92.0	103.6	98.6	93.7	111.1	105.7	91.6
Jan '16	99.8	107.9	110.7	100.6	119.6	116.5	94.3
Dec '15	99.9	108.1	112.7	101.8	120.8	119.8	95.0
Nov '15	112.4	119.6	119.4	114.9	127.9	122.9	94.0
Oct '15	119.9	127.3	121.0	119.9	131.7	123.9	93.8
Sep '15	120.5	128.5	121.7	122.8	134.7	123.9	93.9
Aug '15	124.9	132.4	122.1	126.1	136.0	123.9	94.6
Jul '15	119.9	128.0	122.5	122.3	133.2	124.2	94.0
Jun '15	118.4	125.9	122.6	117.7	129.2	131.2	97.3
May '15	113.4	120.5	122.8	114.2	127.4	132.0	96.3
Apr '15	108.9	116.5	124.3	110.3	124.9	132.6	97.4
Mar '15	106.1	114.5	128.7	108.8	124.2	133.2	97.9

Retail Motor Fuel Prices — Whitehorse

Average Fuel Prices, as of March 28, 2018
(cents per litre)



Average Self-Serve Bi-weekly Fuel Prices,
March 2014 - March 2018
(cents per litre)



Retail Motor Fuel Prices - Beaver Creek & Burwash Landing

	Beaver Creek Self-serve		
	regular	premium	diesel
28-Mar-18	144.9	159.9	159.9
14-Mar-18	144.9	159.9	159.9
28-Feb-18	144.9	159.9	159.9
14-Feb-18	144.9	159.9	159.9
31-Jan-18	144.9	159.9	159.9
17-Jan-18	144.9	159.9	159.9
3-Jan-18	144.9	159.9	159.9
20-Dec-17	144.9	159.9	159.9
6-Dec-17	137.4	159.9	147.4
22-Nov-17	137.4	159.9	144.9
8-Nov-17	137.4	159.9	144.9
25-Oct-17	137.4	159.9	144.9
11-Oct-17	136.9	159.9	139.6
27-Sep-17	136.9	159.9	139.6
13-Sep-17	136.9	159.9	139.6
30-Aug-17	144.0	159.9	140.1
16-Aug-17	137.6	159.9	140.1
2-Aug-17	134.9	159.9	138.4
19-Jul-17	133.6	159.9	138.2
5-Jul-17	133.6	159.9	137.6
20-Jun-17	133.6	159.9	137.6
7-Jun-17	133.3	159.9	137.3
24-May-17	127.6	159.9	137.3
10-May-17	133.3	159.9	137.9
26-Apr-17	137.6	159.9	140.6
12-Apr-17	138.9	159.9	145.9
29-Mar-17	144.9	159.9	154.9
15-Mar-17	144.9	159.9	154.9
1-Mar-17	144.0	159.0	154.0
Feb '17	144.9	159.9	152.4
Jan '17	144.9	155.4	149.9
Dec '16	139.9	159.9	149.9
Nov '16	139.9	159.9	143.9
Oct '16	133.2	159.9	136.2
Sep '16	133.2	159.9	135.9
Aug '16	133.2	159.9	135.6
Jul '16	137.9	159.9	130.3
Jun '16	130.8	151.4	125.9
May '16	121.5	142.9	137.1
Apr '16	127.6	142.9	141.9
Mar '16	127.9	142.2	131.2
Feb '16	131.9	141.9	137.4
Jan '16	139.9	152.9	149.9
Dec '15	147.4	160.4	154.9
Nov '15	154.9	167.9	159.9
Oct '15	152.6	167.9	163.3
Sep '15	149.2	167.9	166.6
Aug '15	150.2	167.9	166.6
Jul '15	149.1	167.9	166.6
Jun '15	141.1	160.4	164.9
May '15	137.9	152.9	163.6
Apr '15	141.2	152.9	164.6
Mar '15	142.9	165.9	169.9

	Burwash Landing Self-serve		
	regular	premium	diesel
28-Mar-18	125.9	135.9	135.9
14-Mar-18	129.9	139.9	127.9
28-Feb-18	n/a	n/a	n/a
14-Feb-18	129.9	139.9	127.9
31-Jan-18	129.9	139.9	127.9
17-Jan-18	129.9	139.9	127.9
3-Jan-18	n/a	n/a	n/a
20-Dec-17	n/a	n/a	n/a
6-Dec-17	129.9	139.9	127.9
22-Nov-17	129.9	139.9	127.9
8-Nov-17	n/a	n/a	n/a
25-Oct-17	120.9	130.9	118.9
11-Oct-17	120.9	130.9	118.9
27-Sep-17	120.9	130.9	118.9
13-Sep-17	120.9	130.9	118.9
30-Aug-17	120.9	130.9	118.9
16-Aug-17	120.9	130.9	118.9
2-Aug-17	120.9	130.9	118.9
19-Jul-17	120.9	130.9	118.9
5-Jul-17	120.9	130.9	118.9
20-Jun-17	n/a	n/a	n/a
7-Jun-17	120.9	130.9	118.9
24-May-17	120.9	130.9	118.9
10-May-17	120.9	130.9	118.9
26-Apr-17	125.9	135.9	118.9
12-Apr-17	125.9	135.9	118.9
29-Mar-17	125.9	135.9	118.9
15-Mar-17	125.9	135.9	118.9
1-Mar-17	n/a	n/a	n/a
Feb '17	125.9	135.9	118.9
Jan '17	122.9	132.9	117.4
Dec '16	119.9	129.9	115.9
Nov '16	119.9	129.9	115.9
Oct '16	119.9	129.9	115.9
Sep '16	119.9	129.9	115.9
Aug '16	119.9	129.9	115.9
Jul '16	122.9	132.9	120.9
Jun '16	119.9	129.9	119.9
May '16	105.9	115.9	109.9
Apr '16	99.9	109.9	109.9
Mar '16	99.9	109.9	109.5
Feb '16	99.9	109.9	105.9
Jan '16	n/a	n/a	n/a
Dec '15	119.9	129.9	120.9
Nov '15	129.9	139.9	129.9
Oct '15	129.9	139.9	120.9
Sep '15	130.9	140.9	120.9
Aug '15	132.9	142.9	120.9
Jul '15	-	-	-
Jun '15	-	-	-
May '15	-	-	-
Apr '15	-	-	-
Mar '15	-	-	-

Retail Motor Fuel Prices — Carcross & Carmacks

	Carcross Self-serve				Carmacks Self-serve		
	regular	premium	diesel		regular	premium	diesel
28-Mar-18	132.9	-	138.9	28-Mar-18	130.9	145.4	140.4
14-Mar-18	132.9	-	144.9	14-Mar-18	130.9	145.4	140.4
28-Feb-18	132.9	-	144.9	28-Feb-18	130.9	145.4	140.4
14-Feb-18	129.9	-	139.9	14-Feb-18	130.9	145.4	140.4
31-Jan-18	129.9	-	136.9	31-Jan-18	130.9	145.4	140.4
17-Jan-18	129.9	-	134.9	17-Jan-18	130.9	145.4	140.4
3-Jan-18	130.0	-	140.0	3-Jan-18	139.9	149.9	138.4
20-Dec-17	135.0	-	140.0	20-Dec-17	139.9	149.9	138.4
6-Dec-17	140.0	-	147.0	6-Dec-17	139.9	149.9	137.4
22-Nov-17	139.0	-	139.0	22-Nov-17	139.9	149.9	134.9
8-Nov-17	134.0	-	134.0	8-Nov-17	124.9	134.9	133.9
25-Oct-17	124.0	-	125.0	25-Oct-17	124.9	134.9	132.4
11-Oct-17	124.0	-	125.0	11-Oct-17	124.9	139.4	127.4
27-Sep-17	125.0	-	126.0	27-Sep-17	129.9	137.4	128.9
13-Sep-17	128.0	-	129.0	13-Sep-17	129.9	138.9	128.9
30-Aug-17	122.0	-	122.0	30-Aug-17	119.9	132.4	127.4
16-Aug-17	122.0	-	122.0	16-Aug-17	119.9	133.0	122.4
2-Aug-17	121.9	-	121.9	2-Aug-17	119.9	127.4	122.4
19-Jul-17	121.9	-	121.9	19-Jul-17	119.9	127.4	122.4
5-Jul-17	126.9	-	126.9	5-Jul-17	119.9	129.9	119.9
20-Jun-17	126.9	-	126.9	20-Jun-17	124.9	134.9	127.4
7-Jun-17	129.9	-	126.9	7-Jun-17	124.9	134.9	127.4
24-May-17	129.9	-	129.9	24-May-17	124.9	134.9	127.4
10-May-17	129.9	-	129.9	10-May-17	124.9	129.9	127.4
26-Apr-17	129.9	-	129.9	26-Apr-17	124.9	135.9	127.4
12-Apr-17	129.9	-	129.9	12-Apr-17	124.9	135.9	127.4
29-Mar-17	129.9	-	129.9	29-Mar-17	124.9	135.9	127.4
15-Mar-17	129.9	-	129.9	15-Mar-17	124.9	135.9	127.4
1-Mar-17	129.9	-	129.9	1-Mar-17	124.9	135.9	127.4
Feb '17	129.9	-	129.9	Feb '17	124.9	135.9	127.4
Jan '17	129.9	-	129.9	Jan '17	124.9	134.4	127.4
Dec '16	121.9	-	128.4	Dec '16	124.9	133.4	126.2
Nov '16	123.4	-	128.4	Nov '16	124.9	130.9	124.9
Oct '16	125.9	-	129.9	Oct '16	124.9	125.4	124.9
Sep '16	125.9	-	127.9	Sep '16	124.9	130.4	124.9
Aug '16	125.9	-	125.9	Aug '16	125.9	131.2	125.9
Jul '16	127.9	-	127.9	Jul '16	127.9	138.9	127.9
Jun '16	129.9	-	127.4	Jun '16	133.2	133.9	132.2
May '16	119.9	-	124.9	May '16	114.9	117.4	114.7
Apr '16	114.4	-	124.9	Apr '16	109.9	109.9	109.9
Mar '16	110.9	-	118.6	Mar '16	106.6	106.6	106.6
Feb '16	109.9	-	115.9	Feb '16	95.9	105.9	99.9
Jan '16	118.4	-	127.9	Jan '16	107.4	117.4	114.9
Dec '15	121.9	-	129.9	Dec '15	109.9	119.9	119.9
Nov '15	132.4	-	134.9	Nov '15	124.9	134.9	124.9
Oct '15	139.9	-	139.9	Oct '15	134.9	144.9	127.2
Sep '15	139.9	-	139.9	Sep '15	129.9	136.9	125.9
Aug '15	139.9	-	139.9	Aug '15	129.9	136.4	123.9
Jul '15	139.9	-	139.9	Jul '15	135.4	140.7	128.7
Jun '15	137.4	-	139.9	Jun '15	132.9	140.2	126.9
May '15	124.9	-	139.9	May '15	119.4	127.7	126.4
Apr '15	119.9	-	143.2	Apr '15	117.2	127.2	131.7
Mar '15	114.9	-	142.4	Mar '15	116.9	126.9	139.9

Retail Motor Fuel Prices — Dawson City & Destruction Bay

	Dawson City Self-serve			Full-serve		Destruction Bay Self-serve			Full-serve
	regular	premium	diesel	propane		regular	premium	diesel	propane
28-Mar-18	133.5	149.5	137.8	n/a	28-Mar-18	142.9	155.9	144.9	126.9
14-Mar-18	127.8	149.5	139.7	n/a	14-Mar-18	135.9	148.9	144.9	126.9
28-Feb-18	135.1	148.2	142.2	135.0	28-Feb-18	135.9	148.9	146.9	126.9
14-Feb-18	132.0	148.2	137.6	135.0	14-Feb-18	n/a	n/a	n/a	n/a
31-Jan-18	132.0	148.2	139.0	135.0	31-Jan-18	136.9	149.9	149.9	126.9
17-Jan-18	125.8	143.5	129.8	n/a	17-Jan-18	134.9	147.9	146.9	126.9
3-Jan-18	134.8	147.7	135.6	135.0	3-Jan-18	133.9	147.9	146.9	126.9
20-Dec-17	132.7	152.4	137.3	n/a	20-Dec-17	133.9	146.9	144.9	126.9
6-Dec-17	135.2	149.7	132.6	135.0	6-Dec-17	131.9	144.9	143.9	126.9
22-Nov-17	145.4	152.4	148.7	n/a	22-Nov-17	131.9	144.9	142.9	126.9
8-Nov-17	136.4	144.9	142.8	135.0	8-Nov-17	142.9	155.9	143.9	126.9
25-Oct-17	134.7	143.2	136.3	135.0	25-Oct-17	132.9	145.9	140.9	126.9
11-Oct-17	134.7	143.2	136.3	135.0	11-Oct-17	126.9	139.9	134.9	126.9
27-Sep-17	136.2	144.7	135.9	135.0	27-Sep-17	126.9	139.9	129.9	126.9
13-Sep-17	136.2	144.7	135.9	135.0	13-Sep-17	130.9	143.9	125.9	126.9
30-Aug-17	130.7	136.7	128.4	135.0	30-Aug-17	130.9	143.9	124.9	126.9
16-Aug-17	130.7	136.7	133.4	135.0	16-Aug-17	n/a	n/a	n/a	n/a
2-Aug-17	127.7	136.2	133.4	134.9	2-Aug-17	125.9	137.9	123.9	126.9
19-Jul-17	127.7	136.2	133.4	134.9	19-Jul-17	122.9	134.9	118.9	126.9
5-Jul-17	134.2	140.2	134.9	135.0	5-Jul-17	123.9	134.9	120.9	126.9
20-Jun-17	134.2	140.2	134.9	135.0	20-Jun-17	120.9	132.9	122.9	126.9
7-Jun-17	134.2	140.2	134.9	135.0	7-Jun-17	n/a	n/a	n/a	n/a
24-May-17	135.7	141.7	137.8	135.0	24-May-17	127.9	137.9	125.9	126.9
10-May-17	135.7	141.7	137.8	135.0	10-May-17	127.9	137.9	125.9	130.0
26-Apr-17	135.7	141.7	137.8	135.0	26-Apr-17	132.9	142.9	127.9	126.9
12-Apr-17	135.7	141.7	137.8	135.0	12-Apr-17	132.9	142.9	129.9	126.9
29-Mar-17	135.7	141.7	137.8	135.9	29-Mar-17	126.9	136.9	129.9	126.9
15-Mar-17	135.7	141.7	137.8	135.0	15-Mar-17	126.9	136.9	129.9	126.9
1-Mar-17	135.7	141.7	137.8	135.0	1-Mar-17	126.9	136.9	129.9	126.9
Feb '17	136.1	142.6	140.8	135.0	Feb '17	128.9	138.9	128.9	128.5
Jan '17	132.5	139.5	142.8	n/a	Jan '17	131.4	141.4	127.9	126.9
Dec '16	134.2	139.4	131.9	135.0	Dec '16	126.4	134.9	128.4	126.9
Nov '16	134.4	141.4	131.9	135.0	Nov '16	122.9	132.9	128.9	128.5
Oct '16	136.2	143.2	131.9	135.0	Oct '16	128.9	138.9	129.9	128.5
Sep '16	137.2	143.2	131.9	135.0	Sep '16	124.4	134.4	122.9	126.9
Aug '16	137.2	143.2	131.9	135.0	Aug '16	126.6	136.6	120.9	127.9
Jul '16	136.2	143.0	131.9	135.0	Jul '16	125.4	135.4	122.9	126.9
Jun '16	131.1	137.7	127.9	135.0	Jun '16	135.4	145.4	123.9	128.5
May '16	123.7	131.4	127.9	135.0	May '16	120.4	130.9	116.9	130.0
Apr '16	118.0	125.0	127.9	135.0	Apr '16	118.9	128.9	113.9	130.0
Mar '16	117.2	124.2	135.9	135.0	Mar '16	116.9	126.9	112.2	127.9
Feb '16	119.5	126.5	143.8	135.0	Feb '16	111.9	121.9	109.9	126.9
Jan '16	121.1	128.6	141.9	135.0	Jan '16	120.4	130.4	115.9	126.9
Dec '15	127.5	135.0	143.9	135.0	Dec '15	121.9	131.9	122.4	126.9
Nov '15	138.8	145.6	148.6	135.0	Nov '15	131.9	141.9	128.4	128.5
Oct '15	139.7	146.7	149.3	n/a	Oct '15	140.9	150.9	131.9	126.9
Sep '15	142.2	149.4	145.3	135.0	Sep '15	134.6	144.6	122.9	129.0
Aug '15	142.2	149.5	147.3	135.0	Aug '15	143.9	153.9	122.4	130.0
Jul '15	138.7	146.2	147.8	135.0	Jul '15	138.4	148.4	122.9	130.0
Jun '15	136.2	143.0	147.8	135.0	Jun '15	136.9	146.9	125.9	130.0
May '15	127.5	134.0	155.1	135.0	May '15	131.9	141.9	128.9	126.9
Apr '15	126.2	132.7	157.4	130.0	Apr '15	128.6	138.6	129.9	126.8
Mar '15	123.7	130.2	157.4	135.0	Mar '15	123.9	133.9	138.9	126.8

Retail Motor Fuel Prices — Eagle Plains & Faro

	Eagle Plains					Faro			
	Eagle Plains Self-Serve			Full-serve propane		Faro Self-Serve			
	regular	premium	diesel			regular	premium	diesel	
28-Mar-18	145.0	-	150.0	140.0	28-Mar-18	134.5	-	142.9	
14-Mar-18	145.0	-	150.0	140.0	14-Mar-18	134.5	-	142.9	
28-Feb-18	145.0	-	150.0	140.0	28-Feb-18	134.9	-	142.9	
14-Feb-18	145.0	-	150.0	140.0	14-Feb-18	134.5	-	134.9	
31-Jan-18	145.0	-	150.0	140.0	31-Jan-18	134.5	-	134.9	
17-Jan-18	145.0	-	140.0	140.0	17-Jan-18	139.5	-	134.9	
3-Jan-18	145.0	-	140.0	140.0	3-Jan-18	139.9	-	134.5	
20-Dec-17	145.0	-	140.0	140.0	20-Dec-17	139.9	-	134.5	
6-Dec-17	145.0	-	145.0	140.0	6-Dec-17	n/a	-	n/a	
22-Nov-17	145.0	-	145.0	140.0	22-Nov-17	n/a	-	n/a	
8-Nov-17	145.0	-	140.0	140.0	8-Nov-17	n/a	-	n/a	
25-Oct-17	145.0	-	140.0	140.0	25-Oct-17	n/a	-	n/a	
11-Oct-17	145.0	-	140.0	140.0	11-Oct-17	n/a	-	n/a	
27-Sep-17	145.0	-	140.0	140.0	27-Sep-17	129.5	-	129.9	
13-Sep-17	145.0	-	140.0	140.0	13-Sep-17	126.9	-	129.9	
30-Aug-17	145.0	-	140.0	140.0	30-Aug-17	127.9	-	132.9	
16-Aug-17	145.0	-	145.0	140.0 ^f	16-Aug-17	127.9	-	132.9	
2-Aug-17	145.0	-	145.0	140.0	2-Aug-17	127.9	-	132.9	
19-Jul-17	145.0	-	145.0	140.0	19-Jul-17	127.0	-	127.0	
5-Jul-17	145.0	-	140.0	140.0	5-Jul-17	n/a	-	n/a	
20-Jun-17	145.0	-	140.0	140.0	20-Jun-17	127.9	-	132.9	
7-Jun-17	145.0	-	145.0	140.0	7-Jun-17	127.9	-	132.9	
24-May-17	145.0	-	145.0	140.0	24-May-17	127.9	-	132.9	
10-May-17	145.0	-	145.0	140.0	10-May-17	127.9	-	132.9	
26-Apr-17	145.0	-	140.0	140.0	26-Apr-17	127.9	-	132.9	
12-Apr-17	145.0	-	140.0	140.0	12-Apr-17	127.9	-	132.9	
29-Mar-17	145.0	-	140.0	140.0	29-Mar-17	127.9	-	132.9	
15-Mar-17	145.0	-	140.0	140.0	15-Mar-17	124.9	-	129.9	
1-Mar-17	145.0	-	140.0	140.0	1-Mar-17	124.9	-	129.9	
Feb '17	145.0	-	140.0	140.0	Feb '17	124.9	-	129.9	
Jan '17	145.0	-	140.0	140.0	Jan '17	124.9	-	129.9	
Dec '16	145.0	-	140.0	140.0	Dec '16	124.9	-	123.9	
Nov '16	145.0	-	142.5	140.0	Nov '16	124.9	-	123.9	
Oct '16	145.0	-	145.0	140.0	Oct '16	124.9	-	123.9	
Sep '16	145.0	-	145.0	140.0	Sep '16	n/a	-	n/a	
Aug '16	145.0	-	143.3	140.0	Aug '16	126.9	-	125.9	
Jul '16	145.0	-	142.5	140.0	Jul '16	133.5	-	129.5	
Jun '16	145.0	-	145.0	140.0	Jun '16	134.9	-	133.9	
May '16	145.0	-	145.0	140.0	May '16	109.9	-	108.9	
Apr '16	145.0	-	140.0	140.0	Apr '16	109.9	-	108.9	
Mar '16	146.7	-	145.0	140.0	Mar '16	100.2	-	101.2	
Feb '16	150.0	-	150.0	140.0	Feb '16	102.9	-	107.4	
Jan '16	150.0	-	155.0	140.0	Jan '16	107.4	-	114.9	
Dec '15	150.0	-	157.5	140.0	Dec '15	114.9	-	120.4	
Nov '15	150.0	-	160.0	140.0	Nov '15	129.9	-	127.9	
Oct '15	150.0	-	155.0	140.0	Oct '15	132.4	-	119.9	
Sep '15	150.0	-	155.0	140.0	Sep '15	137.2	-	119.2	
Aug '15	150.0	-	155.0	140.0	Aug '15	131.9	-	120.9	
Jul '15	150.0	-	157.5	140.0	Jul '15	131.9	-	124.9	
Jun '15	152.5	-	155.0	140.0	Jun '15	131.5	-	125.9	
May '15	150.0	-	160.0	140.0	May '15	117.9	-	125.9	
Apr '15	150.0	-	158.3	143.3	Apr '15	118.6	-	132.9	
Mar '15	150.0	-	160.0	145.0	Mar '15	118.9	-	141.9	

Retail Motor Fuel Prices — Haines Junction

	Self-serve			Full-serve
	regular	premium	diesel	propane
28-Mar-18	128.4	140.4	136.7	100.0
14-Mar-18	124.9	133.9	136.2	100.0
28-Feb-18	124.9	133.9	136.4	100.0
14-Feb-18	124.9	133.9	135.4	100.0
31-Jan-18	124.9	133.9	135.4	100.0
17-Jan-18	124.4	133.9	134.2	100.0
3-Jan-18	124.4	133.9	131.8	100.0
20-Dec-17	126.2	129.9	133.6	100.0
6-Dec-17	128.2	135.9	132.7	100.0
22-Nov-17	130.2	146.0	133.9	100.0
8-Nov-17	129.2	146.0	133.2	100.0
25-Oct-17	117.4	125.9	128.2	100.0
11-Oct-17	116.7	125.9	117.9	100.0
27-Sep-17	121.7	132.9	120.2	100.0
13-Sep-17	121.7	132.9	117.9	100.0
30-Aug-17	114.9	122.9	115.2	100.0
16-Aug-17	115.9	124.9	116.4	100.0
2-Aug-17	116.7	124.9	117.2	100.0
19-Jul-17	117.4	124.9	116.4	100.0
5-Jul-17	115.7	125.4	116.6	100.0
20-Jun-17	119.2	127.9	119.7	100.0
7-Jun-17	123.6	128.5	119.6	100.0
24-May-17	122.2	129.2	122.2	n/a
10-May-17	120.8	128.7	121.9	100.0
26-Apr-17	122.6	129.2	122.2	100.0
12-Apr-17	122.8	128.7	121.7	100.0
29-Mar-17	121.4	130.9	121.7	100.0
15-Mar-17	121.4	130.9	120.9	100.0
1-Mar-17	121.4	130.9	120.2	100.0
Feb '17	123.0	130.9	121.5	100.0
Jan '17	122.3	130.9	119.5	100.0
Dec '16	113.9	122.4	116.1	100.0
Nov '16	116.9	124.2	116.9	100.0
Oct '16	118.9	126.4	116.9	100.0
Sep '16	117.3	126.4	115.9	100.0
Aug '16	119.3	126.4	115.5	100.3
Jul '16	122.7	130.4	113.5	100.0
Jun '16	124.4	133.7	114.0	100.0
May '16	111.1	119.2	109.9	100.0
Apr '16	104.0	111.7	108.2	100.0
Mar '16	99.1	105.4	109.1	100.0
Feb '16	98.6	104.4	109.1	100.0
Jan '16	105.2	110.4	116.9	100.0
Dec '15	107.6	110.4	118.9	100.0
Nov '15	119.6	123.7	126.2	100.0
Oct '15	123.9	128.4	126.5	100.0
Sep '15	124.3	131.9	127.6	100.0
Aug '15	126.5	137.7	127.8	100.0
Jul '15	124.0	132.4	128.7	100.0
Jun '15	121.3	127.4	127.5	109.9
May '15	116.9	124.7	129.0	109.9
Apr '15	110.9	118.6	128.9	114.6
Mar '15	107.5	115.9	131.3	114.9

Retail Motor Fuel Prices — Jake's Corner

	Self-serve			Full-serve
	regular	premium	diesel	propane
28-Mar-18	n/a	n/a	n/a	n/a
14-Mar-18	n/a	n/a	n/a	n/a
28-Feb-18	n/a	n/a	n/a	n/a
14-Feb-18	n/a	n/a	n/a	n/a
31-Jan-18	n/a	n/a	n/a	n/a
17-Jan-18	n/a	n/a	n/a	n/a
3-Jan-18	n/a	n/a	n/a	n/a
20-Dec-17	n/a	n/a	n/a	n/a
6-Dec-17	n/a	n/a	n/a	n/a
22-Nov-17	n/a	n/a	n/a	n/a
8-Nov-17	n/a	n/a	n/a	n/a
25-Oct-17	n/a	n/a	n/a	n/a
11-Oct-17	n/a	n/a	n/a	n/a
27-Sep-17	n/a	n/a	n/a	n/a
13-Sep-17	n/a	n/a	n/a	n/a
30-Aug-17	n/a	n/a	n/a	n/a
16-Aug-17	112.8	126.8	113.8	115.0
2-Aug-17	112.8	126.8	113.8	115.0
19-Jul-17	112.8	126.8	113.8	115.0
5-Jul-17	112.8	126.8	113.8	100.0
20-Jun-17	116.8	129.8	116.8	115.0
7-Jun-17	116.8	129.8	116.8	115.0
24-May-17	116.8	129.8	116.8	115.0
10-May-17	119.8	129.8	119.8	100.0
26-Apr-17	119.8	129.8	124.8	n/a
12-Apr-17	119.8	129.8	124.8	100.0
29-Mar-17	119.8	129.8	124.8	115.0
15-Mar-17	119.8	129.8	124.8	115.0
1-Mar-17	119.8	129.8	124.8	115.0
Feb '17	119.8	129.8	124.8	115.0
Jan '17	117.8	129.8	124.8	115.0
Dec '16	115.8	129.8	124.8	115.0
Nov '16	115.8	129.8	124.8	115.0
Oct '16	117.8	129.8	124.8	115.0
Sep '16	115.8	129.8	114.8	115.0
Aug '16	115.8	129.8	114.8	115.0
Jul '16	118.8	129.8	114.8	115.0
Jun '16	124.9	134.9	107.9	107.5
May '16	109.8	119.8	99.8	110.0
Apr '16	102.3	113.8	102.3	110.0
Mar '16	94.5	107.5	107.5	110.0
Feb '16	91.8	104.8	112.8	105.0
Jan '16	99.8	129.8	112.8	110.0
Dec '15	104.8	129.8	115.8	110.0
Nov '15	119.8	129.8	118.8	110.0
Oct '15	119.8	129.8	124.3	110.0
Sep '15	121.8	138.8	120.8	100.0
Aug '15	114.9	129.8	130.4	100.0
Jul '15	117.4	129.8	125.7	105.0
Jun '15	121.1	133.8	125.6	100.0
May '15	112.4	124.8	130.4	100.0
Apr '15	110.9	124.8	134.9	100.0
Mar '15	111.4	124.8	134.4	105.0

Effective March 2016, Jake's Corner prices are reported rather than Tagish area prices, due to Tagish gas station closure.

Retail Motor Fuel Prices — Mayo

	Self-serve			Full-serve	
	regular	premium	diesel	regular	diesel
28-Mar-18	130.4	-	128.5	n/a	n/a
14-Mar-18	121.8	-	131.3	n/a	n/a
28-Feb-18	127.9	-	137.9	n/a	n/a
14-Feb-18	121.8	-	128.5	n/a	n/a
31-Jan-18	121.8	-	131.3	n/a	n/a
17-Jan-18	121.8	-	121.8	n/a	n/a
3-Jan-18	127.9	-	129.9	n/a	n/a
20-Dec-17	127.9	-	129.9	n/a	n/a
6-Dec-17	126.6	-	123.7	n/a	n/a
22-Nov-17	132.3	-	125.6	n/a	n/a
8-Nov-17	132.3	-	128.5	n/a	n/a
25-Oct-17	116.1	-	119.0	n/a	n/a
11-Oct-17	116.1	-	116.1	n/a	n/a
27-Sep-17	114.2	-	110.4	n/a	n/a
13-Sep-17	125.9	-	101.8	n/a	n/a
30-Aug-17	115.7	-	114.9	122.9	123.9
16-Aug-17	113.9	-	n/a	122.9	123.9
2-Aug-17	108.5	-	109.4	122.9	110.9
19-Jul-17	112.3	-	113.2	122.9	110.9
5-Jul-17	112.3	-	113.2	128.9	123.9
20-Jun-17	112.3	-	113.2	128.9	123.9
7-Jun-17	117.1	-	112.3	128.9	123.9
24-May-17	119.9	-	114.2	128.9	123.9
10-May-17	119.9	-	114.2	128.9	123.9
26-Apr-17	119.9	-	114.2	128.9	123.9
12-Apr-17	119.9	-	114.2	128.9	123.9
29-Mar-17	119.9	-	114.2	128.9	123.9
15-Mar-17	119.9	-	114.2	128.9	123.9
1-Mar-17	119.9	-	114.2	n/a	n/a
Feb '17	119.9	-	111.3	128.9	123.9
Jan '17	119.9	-	111.3	128.9	123.9
Dec '16	117.9	-	113.9	128.9	123.9
Nov '16	121.9	-	113.9	128.9	123.9
Oct '16	126.4	-	119.9	128.9	123.9
Sep '16	123.9	-	115.9	128.9	123.9
Aug '16	124.9	-	115.6	128.9	123.9
Jul '16	126.9	-	116.9	132.4	123.9
Jun '16	128.9	-	114.9	129.9	123.9
May '16	120.9	-	107.4	115.9	119.9
Apr '16	118.5	-	103.9	109.9	119.9
Mar '16	101.9	-	105.9	111.2	118.6
Feb '16	102.9	-	109.9	109.9	119.9
Jan '16	109.9	-	125.4	112.9	125.4
Dec '15	111.4	-	129.4	115.9	136.9
Nov '15	122.9	-	131.4	135.9	139.4
Oct '15	128.9	-	128.4	135.9	139.4
Sep '15	130.9	-	128.6	135.9	142.9
Aug '15	133.4	-	126.9	135.9	142.9
Jul '15	128.9	-	127.9	135.9	142.9
Jun '15	126.9	-	127.9	131.4	142.9
May '15	121.4	-	127.9	126.9	142.9
Apr '15	115.6	-	135.2	117.9	142.9
Mar '15	110.9	-	139.9	117.9	142.9

* Mayo full-serve station burnt down in early September 2017.

Retail Motor Fuel Prices — Pelly Crossing & Ross River

	Pelly Crossing Self-serve	
	regular	diesel
28-Mar-18	130.9	137.5
14-Mar-18	130.9	137.5
28-Feb-18	130.9	137.5
14-Feb-18	130.9	137.5
31-Jan-18	130.9	137.5
17-Jan-18	136.9	137.5
3-Jan-18	136.9	137.5
20-Dec-17	136.9	137.5
6-Dec-17	136.9	137.5
22-Nov-17	136.9	137.5
8-Nov-17	129.5	137.5
25-Oct-17	129.5	126.5
11-Oct-17	129.5	126.5
27-Sep-17	n/a	n/a
13-Sep-17	129.5	126.5
30-Aug-17	122.0	122.0
16-Aug-17	122.0	122.0
2-Aug-17	122.0	122.0
19-Jul-17	122.0	122.0
5-Jul-17	127.9	127.9
20-Jun-17	127.9	127.9
7-Jun-17	127.9	127.9
24-May-17	127.9	127.9
10-May-17	127.9	127.9
26-Apr-17	127.9	127.9
12-Apr-17	123.9	127.9
29-Mar-17	123.9	127.9
15-Mar-17	121.9	127.9
1-Mar-17	121.9	127.9
Feb '17	120.9	128.9
Jan '17	119.9	129.9
Dec '16	119.9	129.9
Nov '16	128.9	129.9
Oct '16	128.9	126.9
Sep '16	129.4	129.9
Aug '16	125.9	126.3
Jul '16	137.0	128.0
Jun '16	137.0	128.0
May '16	118.0	115.0
Apr '16	104.9	111.9
Mar '16	104.9	111.9
Feb '16	104.9	111.9
Jan '16	122.9	121.9
Dec '15	124.9	131.9
Nov '15	129.9	131.9
Oct '15	142.9	135.9
Sep '15	138.9	135.9
Aug '15	135.4	135.9
Jul '15	133.9	135.9
Jun '15	130.9	135.9
May '15	127.9	135.9
Apr '15	124.9	157.9
Mar '15	121.4	157.9

	Ross River Self-serve	
	regular	diesel
28-Mar-18	134.9	141.9
14-Mar-18	134.9	141.9
28-Feb-18	139.9	139.9
14-Feb-18	139.9	139.9
31-Jan-18	139.9	139.9
17-Jan-18	139.9	139.9
3-Jan-18	129.9	134.9
20-Dec-17	139.9	139.9
6-Dec-17	139.9	139.9
22-Nov-17	134.9	134.9
8-Nov-17	129.9	129.9
25-Oct-17	129.9	129.9
11-Oct-17	129.9	129.9
27-Sep-17	129.9	129.9
13-Sep-17	129.9	129.9
30-Aug-17	129.9	129.9
16-Aug-17	129.9	129.9
2-Aug-17	129.9	129.9
19-Jul-17	129.9	129.9
5-Jul-17	129.9	129.9
20-Jun-17	129.9	129.9
7-Jun-17	129.9	129.9
24-May-17	129.9	129.9
10-May-17	129.9	129.9
26-Apr-17	129.9	129.9
12-Apr-17	129.9	129.9
29-Mar-17	129.9	129.9
15-Mar-17	129.9	129.9
1-Mar-17	129.9	129.9
Feb '17	129.9	129.9
Jan '17	129.9	127.9
Dec '16	129.9	127.9
Nov '16	130.9	126.4
Oct '16	131.1	124.9
Sep '16	131.1	124.9
Aug '16	127.3	118.0
Jul '16	125.1	104.6
Jun '16	128.9	101.6
May '16	118.5	106.1
Apr '16	115.3	113.5
Mar '16	109.4	110.4
Feb '16	99.4	102.9
Jan '16	111.5	114.3
Dec '15	115.6	119.4
Nov '15	126.9	122.9
Oct '15	131.4	123.1
Sep '15	129.9	113.5
Aug '15	129.9	113.5
Jul '15	126.7	110.9
Jun '15	122.6	115.4
May '15	118.4	119.9
Apr '15	117.5	126.0
Mar '15	117.5	129.5

Retail Motor Fuel Prices — Stewart Crossing

	Self-Serve		
	regular	premium	diesel
28-Mar-18	129.9	136.9	139.9
14-Mar-18	130.9	136.9	139.9
28-Feb-18	130.9	136.9	139.9
14-Feb-18	130.9	136.9	139.9
31-Jan-18	130.9	136.9	139.9
17-Jan-18	130.9	126.9	139.9
3-Jan-18	130.9	136.9	132.9
20-Dec-17	130.9	136.9	132.9
6-Dec-17	137.9	141.9	132.9
22-Nov-17	139.9	145.9	132.9
8-Nov-17	139.9	145.9	132.9
25-Oct-17	122.9	128.9	132.9
11-Oct-17	122.9	128.9	119.9
27-Sep-17	129.9	128.9	119.9
13-Sep-17	129.9	135.9	119.9
30-Aug-17	120.9	126.9	119.9
16-Aug-17	120.9	126.9	119.9
2-Aug-17	120.9	126.9	119.9
19-Jul-17	121.9	127.9	122.9
5-Jul-17	121.9	127.9	122.9
20-Jun-17	123.9	129.9	122.9
7-Jun-17	126.9	132.9	123.9
24-May-17	126.9	132.9	123.9
10-May-17	126.9	132.9	123.9
26-Apr-17	129.9	135.9	125.9
12-Apr-17	129.9	135.9	125.9
29-Mar-17	129.9	135.9	125.9
15-Mar-17	129.9	135.9	125.9
1-Mar-17	129.9	135.9	125.9
Feb '17	129.9	135.9	125.9
Jan '17	129.9	135.9	125.9
Dec '16	121.9	127.9	119.9
Nov '16	123.9	129.9	119.9
Oct '16	125.9	131.9	118.9
Sep '16	125.9	131.9	117.9
Aug '16	125.9	131.9	117.9
Jul '16	127.9	133.9	117.9
Jun '16	132.9	138.9	117.9
May '16	119.9	125.9	113.9
Apr '16	112.4	118.4	109.9
Mar '16	105.9	111.9	109.9
Feb '16	101.9	107.9	109.9
Jan '16	109.9	115.9	125.9
Dec '15	109.9	115.9	125.9
Nov '15	124.9	130.9	131.9
Oct '15	129.9	135.9	131.9
Sep '15	132.2	138.2	134.9
Aug '15	134.9	140.9	134.9
Jul '15	129.9	135.9	134.9
Jun '15	128.4	134.4	134.9
May '15	123.4	129.4	134.9
Apr '15	126.3	132.3	144.7
Mar '15	120.5	126.5	148.0

Retail Motor Fuel Prices — Teslin

	Self-serve			Full-serve
	regular	premium	diesel	propane
28-Mar-18	130.9	143.9	135.9	112.5
14-Mar-18	128.9	139.9	137.9	112.5
28-Feb-18	129.9	139.9	139.9	112.5
14-Feb-18	129.9	139.9	139.9	112.5
31-Jan-18	129.9	139.9	134.9	112.5
17-Jan-18	129.9	139.9	133.9	107.0
3-Jan-18	132.9	142.9	133.9	107.0
20-Dec-17	132.9	142.9	133.9	107.0
6-Dec-17	132.9	142.9	133.9	107.0
22-Nov-17	129.4	138.9	133.9	107.0
8-Nov-17	126.9	133.9	128.9	107.0
25-Oct-17	118.9	128.9	128.9	107.0
11-Oct-17	118.9	128.9	119.9	107.0
27-Sep-17	123.9	133.9	119.9	107.0
13-Sep-17	123.9	133.9	119.9	107.0
30-Aug-17	117.9	127.9	115.9	107.0
16-Aug-17	117.9	127.9	115.9	107.0
2-Aug-17	117.9	127.9	115.9	100.0
19-Jul-17	117.9	127.9	116.9	100.0
5-Jul-17	120.4	130.9	117.9	102.0
20-Jun-17	120.4	130.9	117.9	100.0
7-Jun-17	120.4	130.9	117.9	102.0
24-May-17	120.4	130.9	118.9	102.0
10-May-17	123.9	133.9	119.9	102.0
26-Apr-17	123.9	133.9	119.9	102.0
12-Apr-17	119.9	125.9	119.9	102.0
29-Mar-17	123.9	128.9	119.9	102.0
15-Mar-17	123.9	128.9	119.9	102.0
1-Mar-17	123.9	133.9	119.9	102.0
Feb '17	123.9	133.9	119.9	102.0
Jan '17	121.7	129.4	117.7	102.0
Dec '16	115.9	125.9	115.9	102.0
Nov '16	118.9	129.9	117.4	102.0
Oct '16	119.9	129.9	117.9	102.0
Sep '16	119.9	129.9	112.9	102.0
Aug '16	119.9	129.9	112.9	102.2
Jul '16	123.2	131.9	113.2	101.3
Jun '16	128.9	138.9	114.2	107.0
May '16	113.9	123.9	112.9	105.0
Apr '16	105.2	116.4	105.9	110.0
Mar '16	101.2	109.9	105.9	109.7
Feb '16	99.9	109.9	105.9	112.3
Jan '16	107.4	117.4	116.9	117.5
Dec '15	109.9	119.9	121.9	120.00
Nov '15	121.4	129.4	126.7	117.5
Oct '15	123.9	133.9	128.7	115.0
Sep '15	127.2	137.2	126.9	115.0
Aug '15	128.2	139.4	127.9	115.0
Jul '15	126.7	134.9	126.9	115.0
Jun '15	125.7	134.9	126.9	115.0
May '15	117.2	127.4	129.7	115.0
Apr '15	113.9	123.9	131.4	113.3
Mar '15	113.9	123.9	132.9	112.5

Retail Motor Fuel Prices — Watson Lake

	Self-serve			Full-serve	
	regular	premium	diesel	diesel	propane
28-Mar-18	121.3	134.9	126.7	-	110.9
14-Mar-18	116.4	134.9	127.3	-	110.9
28-Feb-18	118.2	134.9	130.9	-	105.9
14-Feb-18	113.7	134.9	124.4	-	n/a
31-Jan-18	116.4	134.9	130.9	-	105.9
17-Jan-18	116.4	134.9	124.4	-	105.9
3-Jan-18	117.2	134.9	126.9	-	105.9
20-Dec-17	117.2	134.9	125.9	-	105.9
6-Dec-17	120.6	134.9	124.1	-	105.9
22-Nov-17	124.9	137.9	129.4	-	105.9
8-Nov-17	121.9	137.9	125.9	-	105.9
25-Oct-17	113.4	132.9	120.9	-	105.9
11-Oct-17	119.9	132.7	121.9	-	105.9
27-Sep-17	119.4	129.4	120.2	-	105.9
13-Sep-17	119.4	129.4	120.2	-	105.9
30-Aug-17	117.2	131.9	116.9	-	105.4
16-Aug-17	115.4	131.4	115.9	-	105.9
2-Aug-17	115.4	131.4	115.2	-	105.4
19-Jul-17	115.4	131.4	115.2	-	105.4
5-Jul-17	116.7	131.4	116.2	-	105.9
20-Jun-17	117.2	133.5	117.2	-	105.9
7-Jun-17	117.2	133.9	117.7	-	105.9
24-May-17	117.2	134.4	117.9	-	105.9
10-May-17	121.4	-	121.9	-	105.9
26-Apr-17	122.4	-	121.4	-	105.9
12-Apr-17	122.4	-	121.4	-	105.9
29-Mar-17	110.9	-	116.9	-	105.9
15-Mar-17	110.9	-	116.9	-	105.9
1-Mar-17	110.9	-	116.9	-	105.9
Feb '17	115.9	-	117.4	-	105.9
Jan '17	116.4	-	116.9	-	115.4
Dec '16	106.9	-	112.9	-	105.9
Nov '16	123.4	-	124.4	-	105.9
Oct '16	121.4	-	121.9	-	105.9
Sep '16	116.7	119.9	115.6	-	105.9
Aug '16	116.1	120.2	114.0	-	105.9
Jul '16	120.1	122.4	116.9	-	105.9
Jun '16	120.3	122.9	117.5	-	105.9
May '16	110.4	111.9	105.1	-	111.9
Apr '16	106.4	112.9	103.9	-	111.9
Mar '16	95.1	110.9	96.1	-	105.9
Feb '16	92.7	112.4	97.2	-	105.9
Jan '16	99.5	117.9	99.8	-	105.9
Dec '15	103.5	114.9	104.9	-	115.9
Nov '15	114.2	137.9	112.6	-	129.8
Oct '15	117.6	127.9	112.6	-	131.2
Sep '15	119.8	132.2	115.9	-	127.0
Aug '15	126.0	129.4	118.5	-	130.9
Jul '15	123.1	125.9	118.3	n/a	130.9
Jun '15	120.5	129.2	118.3	143.9	130.9
May '15	117.1	123.2	119.4	143.9	130.9
Apr '15	110.1	119.9	117.2	143.9	130.9
Mar '15	105.8	115.9	118.9	-	130.9

Residential Fuel Prices in Yukon

Average Prices as of March 28, 2018

	Residential Heating Fuels			% Change Mar 29, 2017 to Mar 28, 2018		
	Furnace Oil	Arctic Stove Oil	Propane (500-gallon tank cost)	Furnace Oil	Arctic Stove Oil	Propane (500-gallon tank cost)
Whitehorse	120.8	125.7	112.1	18.1%	21.2%	16.6%
Beaver Creek	128.7	134.8	-	16.6%	16.1%	-
Burwash Landing	125.1	126.1	-	14.6%	14.9%	-
Carcross	121.9	125.6	-	13.1%	14.9%	-
Carmacks	122.6	125.8	126.8	14.7%	14.4%	14.4%
Dawson City	130.2	135.9	126.8	18.5%	17.7%	14.4%
Destruction Bay	121.9	125.1	-	14.8%	14.5%	-
Faro	123.0	126.1	126.8	14.8%	14.3%	14.4%
Haines Junction	119.8	123.4	126.8	14.5%	19.2%	14.4%
Marsh Lake	121.9	125.1	-	14.2%	13.9%	-
Mayo	134.2	137.3	126.8	20.1%	17.5%	14.4%
Pelly Crossing	124.5	127.7	-	16.0%	14.1%	-
Ross River	123.9	127.1	126.8	14.5%	14.2%	14.4%
Stewart Crossing	124.1	124.1	-	14.1%	10.9%	-
Tagish	121.9	125.6	-	13.1%	9.2%	-
Teslin	122.6	125.8	126.8	15.6%	14.4%	14.4%
Watson Lake	121.8	125.0	126.8	12.5%	14.5%	14.4%

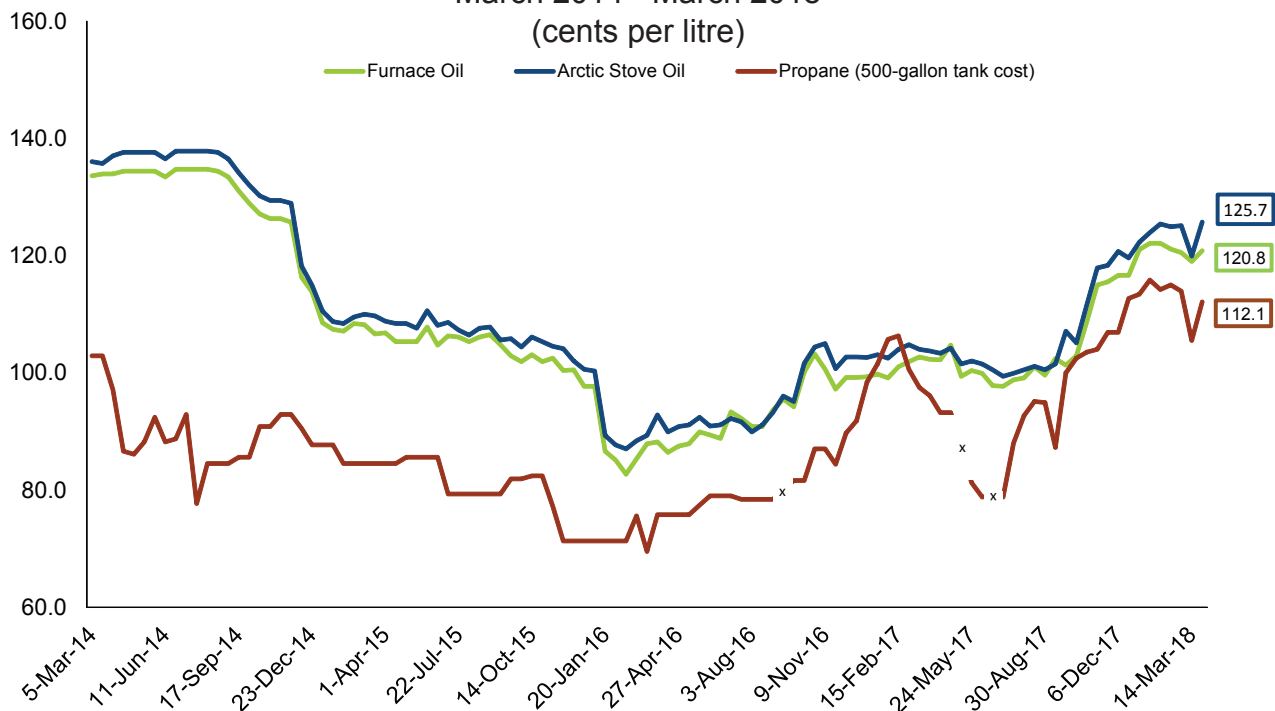
Notes: All prices are Canadian cents per litre, including all applicable taxes.
 “-” indicates this service was not available in this community at this time.

Comparing March 28, 2018 to March 15, 2017, prices of furnace oil increased in all Yukon communities. The largest percentage increase was in Mayo, up 20.1%.

Increases were also reported for Arctic stove oil prices in all Yukon communities. The largest increase was in Whitehorse, up 21.2%.

During the period, the average price for propane (500 gallon tank) increased 14.4% in all Yukon communities, with the exception of Whitehorse where the increase was 16.6%.

Average Residential Bi-weekly Heating Fuel Prices, Whitehorse
 March 2014 - March 2018
 (cents per litre)



Residential Heating Fuel Prices — Whitehorse

	Furnace Oil	Arctic Stove Oil	Propane (500-gallon tank cost)
28-Mar-18	120.8	125.7	112.1
14-Mar-18	119.0	119.9	105.5
28-Feb-18	120.5	125.1	113.9
14-Feb-18	121.1	124.9	115.0
31-Jan-18	122.1	125.4	114.2
17-Jan-18	122.1	123.9	115.8
3-Jan-18	121.0	122.3	113.4
20-Dec-17	116.6	119.6	112.7
6-Dec-17	116.6	120.7	106.9
22-Nov-17	115.5	118.3	106.9
8-Nov-17	115.0	117.9	104.0
25-Oct-17	108.7	111.6	103.5
11-Oct-17	102.9	105.1	102.5
27-Sep-17	101.3	107.1	100.0
13-Sep-17	102.4	101.5	87.3
30-Aug-17	99.6	100.5	94.9
16-Aug-17	101.0	101.1	95.1
2-Aug-17	99.1	100.5	92.7
19-Jul-17	98.8	99.9	88.0
5-Jul-17	97.7	99.4	78.8
20-Jun-17	97.8	100.5	n/a
7-Jun-17	99.9	101.5	78.8
24-May-17	100.4	102.0	81.2
10-May-17	99.4	101.5	n/a
26-Apr-17	104.7	104.2	93.2
12-Apr-17	102.2	103.3	93.2
29-Mar-17	102.3	103.7	96.1
15-Mar-17	102.7	104.0	97.5
1-Mar-17	101.9	104.8	100.6
Feb '17	100.1	103.3	106.0
Jan '17	99.6	102.9	100.0
Dec '16	99.2	102.7	90.8
Nov '16	98.9	102.9	85.7
Oct '16	101.7	103.0	84.3
Sep '16	94.9	95.6	81.6
Aug '16	91.7	91.4	78.4
Jul '16	92.8	91.9	78.7
Jun '16	89.1	91.0	79.0
May '16	88.9	91.8	76.6
Apr '16	87.0	90.4	75.8
Mar '16	87.1	90.2	73.6
Feb '16	83.9	87.4	71.3
Jan '16	92.2	94.8	71.3
Dec '15	99.1	101.3	71.3
Nov '15	101.5	104.3	74.3
Oct '15	102.5	105.7	82.4
Sep '15	103.2	105.3	81.0
Aug '15	106.3	107.7	79.3
Jul '15	105.7	106.9	79.3
Jun '15	105.5	108.4	82.5
May '15	106.6	109.1	85.6
Apr '15	105.8	108.5	84.9
Mar '15	107.4	109.9	84.5

Residential Heating Fuel Prices — Beaver Creek

	Furnace Oil	Arctic Stove Oil	Propane (500 gallon tank cost)
28-Mar-18	128.7	134.8	-
14-Mar-18	128.1	133.8	-
28-Feb-18	128.1	135.0	-
14-Feb-18	128.1	134.3	-
31-Jan-18	133.4	137.5	-
17-Jan-18	133.4	136.5	-
3-Jan-18	128.1	132.1	-
20-Dec-17	128.1	128.6	-
6-Dec-17	128.1	128.0	-
22-Nov-17	128.1	128.3	-
8-Nov-17	128.1	126.6	-
25-Oct-17	120.8	120.9	-
11-Oct-17	114.5	112.5	-
27-Sep-17	114.5	112.5	-
13-Sep-17	110.4	110.8	-
30-Aug-17	106.6	110.8	-
16-Aug-17	105.3	110.8	-
2-Aug-17	105.3	110.8	-
19-Jul-17	105.9	110.8	-
5-Jul-17	104.2	110.8	-
20-Jun-17	104.4	110.8	-
7-Jun-17	107.2	110.8	-
24-May-17	107.3	110.8	-
10-May-17	105.9	110.8	-
26-Apr-17	110.0	116.1	-
12-Apr-17	111.2	116.1	-
29-Mar-17	110.4	116.1	-
15-Mar-17	110.9	116.1	-
1-Mar-17	112.6	116.1	-
Feb '17	111.8	116.1	-
Jan '17	111.0	114.0	-
Dec '16	109.5	111.9	-
Nov '16	107.8	114.0	-
Oct '16	111.0	114.0	-
Sep '16	103.3	107.7	-
Aug '16	101.2	101.2	-
Jul '16	101.4	99.3	-
Jun '16	98.1	99.3	-
May '16	96.7	98.1	-
Apr '16	96.1	96.6	-
Mar '16	94.8	96.6	-
Feb '16	92.5	94.7	-
Jan '16	100.4	102.8	-
Dec '15	107.7	108.7	-
Nov '15	109.8	112.2	-
Oct '15	109.8	113.3	-
Sep '15	109.8	111.3	-
Aug '15	115.1	113.9	-
Jul '15	115.1	114.7	-
Jun '15	115.1	115.6	-
May '15	115.1	114.8	-
Apr '15	115.1	117.8	-
Mar '15	115.1	117.2	-

Residential Heating Fuel Prices — Burwash Landing

	Furnace Oil	Arctic Stove Oil	Propane (500 gallon tank cost)
28-Mar-18	125.1	126.1	-
14-Mar-18	125.0	126.0	-
28-Feb-18	125.0	128.1	-
14-Feb-18	125.0	126.0	-
31-Jan-18	130.2	128.6	-
17-Jan-18	130.2	128.6	-
3-Jan-18	125.0	128.1	-
20-Dec-17	125.0	128.1	-
6-Dec-17	125.0	126.0	-
22-Nov-17	125.0	126.0	-
8-Nov-17	125.0	128.1	-
25-Oct-17	117.6	113.9	-
11-Oct-17	111.3	110.7	-
27-Sep-17	111.3	110.7	-
13-Sep-17	104.5	107.3	-
30-Aug-17	104.5	107.3	-
16-Aug-17	104.5	107.3	-
2-Aug-17	104.5	107.3	-
19-Jul-17	104.5	107.3	-
5-Jul-17	104.5	107.3	-
20-Jun-17	104.5	107.3	-
7-Jun-17	104.5	107.3	-
24-May-17	104.5	107.3	-
10-May-17	104.5	107.3	-
26-Apr-17	109.2	109.7	-
12-Apr-17	109.2	109.7	-
29-Mar-17	109.2	109.7	-
15-Mar-17	109.2	109.7	-
1-Mar-17	109.2	112.4	-
Feb '17	109.2	109.7	-
Jan '17	107.1	108.7	-
Dec '16	105.0	107.6	-
Nov '16	107.1	108.7	-
Oct '16	107.1	109.0	-
Sep '16	100.8	102.1	-
Aug '16	94.2	95.7	-
Jul '16	92.4	95.1	-
Jun '16	94.7	95.6	-
May '16	95.2	95.3	-
Apr '16	92.6	93.9	-
Mar '16	91.0	95.6	-
Feb '16	88.8	93.2	-
Jan '16	96.7	101.0	-
Dec '15	104.0	107.4	-
Nov '15	106.9	110.3	-
Oct '15	106.9	110.1	-
Sep '15	109.5	108.8	-
Aug '15	116.0	112.0	-
Jul '15	116.0	112.8	-
Jun '15	116.0	113.7	-
May '15	111.3	113.8	-
Apr '15	116.0	114.7	-
Mar '15	118.4	115.3	-

Residential Heating Fuel Prices — Carcross

	Furnace Oil	Arctic Stove Oil	Propane (500 gallon tank cost)
28-Mar-18	121.9	125.6	-
14-Mar-18	121.9	124.9	-
28-Feb-18	121.9	126.1	-
14-Feb-18	121.9	125.1	-
31-Jan-18	127.2	130.3	-
17-Jan-18	127.2	130.3	-
3-Jan-18	121.9	125.0	-
20-Dec-17	121.9	123.5	-
6-Dec-17	121.9	122.9	-
22-Nov-17	121.9	123.2	-
8-Nov-17	121.9	123.0	-
25-Oct-17	114.6	118.5	-
11-Oct-17	108.3	110.1	-
27-Sep-17	108.3	110.1	-
13-Sep-17	108.1	104.6	-
30-Aug-17	104.3	104.6	-
16-Aug-17	103.0	104.6	-
2-Aug-17	103.0	104.6	-
19-Jul-17	103.7	104.6	-
5-Jul-17	102.0	104.6	-
20-Jun-17	102.2	104.6	-
7-Jun-17	104.9	104.6	-
24-May-17	105.0	104.6	-
10-May-17	103.7	104.6	-
26-Apr-17	107.5	109.3	-
12-Apr-17	108.7	109.3	-
29-Mar-17	107.8	109.3	-
15-Mar-17	108.3	109.3	-
1-Mar-17	110.0	109.3	-
Feb '17	109.2	109.3	-
Jan '17	108.4	107.2	-
Dec '16	106.9	105.1	-
Nov '16	105.2	107.2	-
Oct '16	108.5	107.2	-
Sep '16	100.7	100.9	-
Aug '16	96.6	94.3	-
Jul '16	96.7	92.5	-
Jun '16	93.4	92.5	-
May '16	92.1	92.4	-
Apr '16	90.3	92.0	-
Mar '16	88.0	91.9	-
Feb '16	85.7	90.0	-
Jan '16	93.6	98.1	-
Dec '15	100.9	104.0	-
Nov '15	103.0	107.6	-
Oct '15	103.0	107.6	-
Sep '15	103.0	105.6	-
Aug '15	108.3	108.2	-
Jul '15	108.3	109.1	-
Jun '15	108.3	109.9	-
May '15	108.3	111.0	-
Apr '15	108.3	111.4	-
Mar '15	108.3	112.6	-

Residential Heating Fuel Prices — Carmacks

	Furnace Oil	Arctic Stove Oil	Propane (500-gallon tank cost)
28-Mar-18	122.6	125.8	126.8
14-Mar-18	122.6	125.8	120.2
28-Feb-18	122.6	125.8	128.6
14-Feb-18	122.6	125.8	129.7
31-Jan-18	127.9	131.0	128.9
17-Jan-18	127.9	131.0	130.5
3-Jan-18	122.6	125.8	128.1
20-Dec-17	122.6	125.8	127.4
6-Dec-17	120.5	125.8	121.6
22-Nov-17	120.5	125.8	121.6
8-Nov-17	120.5	125.8	118.7
25-Oct-17	113.2	118.4	118.2
11-Oct-17	109.0	112.1	117.2
27-Sep-17	109.0	112.1	114.7
13-Sep-17	102.2	105.3	102.0
30-Aug-17	102.2	105.3	109.6
16-Aug-17	102.2	105.3	109.8
2-Aug-17	102.2	105.3	107.4
19-Jul-17	102.2	105.3	102.7
5-Jul-17	102.2	105.3	97.1
20-Jun-17	102.2	105.3	n/a
7-Jun-17	102.2	105.3	97.1
24-May-17	102.2	105.3	95.9
10-May-17	102.2	105.3	n/a
26-Apr-17	106.9	110.0	107.9
12-Apr-17	106.9	110.0	107.9
29-Mar-17	106.9	110.0	110.8
15-Mar-17	106.9	110.0	112.2
1-Mar-17	106.9	110.0	115.3
Feb '17	106.9	110.0	120.7
Jan '17	104.8	107.9	114.7
Dec '16	102.7	105.8	105.5
Nov '16	104.8	107.9	100.4
Oct '16	104.8	107.9	99.0
Sep '16	98.5	101.6	96.3
Aug '16	91.8	95.0	93.1
Jul '16	90.1	93.2	93.4
Jun '16	90.1	93.2	93.7
May '16	90.1	93.2	91.3
Apr '16	90.1	93.2	90.5
Mar '16	88.7	91.8	88.3
Feb '16	86.4	89.6	71.3
Jan '16	94.3	97.5	71.3
Dec '15	101.6	104.8	71.3
Nov '15	103.7	106.9	74.3
Oct '15	103.7	106.9	82.4
Sep '15	103.7	106.9	81.0
Aug '15	109.0	112.1	79.3
Jul '15	109.0	112.1	79.3
Jun '15	109.0	112.1	82.5
May '15	109.0	112.1	85.6
Apr '15	109.0	112.1	84.9
Mar '15	109.0	112.1	84.5

Residential Heating Fuel Prices — Dawson City

	Furnace Oil	Arctic Stove Oil	Propane (500-gallon tank cost)
28-Mar-18	130.2	135.9	126.8
14-Mar-18	130.2	135.4	120.2
28-Feb-18	130.2	136.2	128.6
14-Feb-18	130.2	135.7	129.7
31-Jan-18	132.8	137.8	128.9
17-Jan-18	132.8	137.2	130.5
3-Jan-18	130.8	133.6	128.1
20-Dec-17	127.6	129.1	127.4
6-Dec-17	127.6	128.7	121.6
22-Nov-17	128.1	128.3	121.6
8-Nov-17	128.1	128.0	118.7
25-Oct-17	120.8	122.4	118.2
11-Oct-17	114.5	114.0	117.2
27-Sep-17	114.5	114.0	114.7
13-Sep-17	109.4	110.8	102.0
30-Aug-17	106.5	110.8	109.6
16-Aug-17	105.2	110.8	109.8
2-Aug-17	105.2	110.8	107.4
19-Jul-17	105.8	110.8	102.7
5-Jul-17	104.2	110.8	97.1
20-Jun-17	104.3	110.8	n/a
7-Jun-17	107.1	110.8	97.1
24-May-17	107.2	110.8	95.9
10-May-17	105.8	110.8	n/a
26-Apr-17	109.6	115.5	107.9
12-Apr-17	110.8	115.5	107.9
29-Mar-17	109.9	115.5	110.8
15-Mar-17	110.5	115.5	112.2
1-Mar-17	112.1	115.5	115.3
Feb '17	111.4	115.5	120.7
Jan '17	110.6	113.4	114.7
Dec '16	109.1	111.3	105.5
Nov '16	107.4	113.4	100.4
Oct '16	110.7	113.4	99.0
Sep '16	102.9	107.1	96.3
Aug '16	100.9	100.5	93.1
Jul '16	101.0	98.7	93.4
Jun '16	97.7	98.7	93.7
May '16	96.4	97.6	91.3
Apr '16	95.6	96.3	90.5
Mar '16	94.2	96.2	88.3
Feb '16	91.9	94.3	71.3
Jan '16	99.8	102.4	71.3
Dec '15	107.1	108.3	71.3
Nov '15	109.2	111.8	74.3
Oct '15	109.2	112.8	82.4
Sep '15	109.2	110.8	81.0
Aug '15	114.5	113.5	79.3
Jul '15	114.5	114.3	79.3
Jun '15	114.5	115.2	82.5
May '15	114.5	114.5	85.6
Apr '15	114.5	117.3	84.9
Mar '15	114.5	117.9	84.5

Residential Heating Fuel Prices — Destruction Bay

	Furnace Oil	Arctic Stove Oil	Propane (500 gallon tank cost)
28-Mar-18	121.9	125.1	-
14-Mar-18	121.9	125.1	-
28-Feb-18	121.9	125.1	-
14-Feb-18	121.9	125.1	-
31-Jan-18	127.2	130.3	-
17-Jan-18	127.2	130.3	-
3-Jan-18	121.9	125.1	-
20-Dec-17	121.9	125.1	-
6-Dec-17	119.8	125.6	-
22-Nov-17	119.8	125.6	-
8-Nov-17	119.8	125.6	-
25-Oct-17	112.5	117.6	-
11-Oct-17	108.3	111.3	-
27-Sep-17	108.3	111.3	-
13-Sep-17	101.4	104.6	-
30-Aug-17	101.4	104.6	-
16-Aug-17	101.4	104.6	-
2-Aug-17	101.4	104.6	-
19-Jul-17	101.4	104.6	-
5-Jul-17	101.4	104.5	-
20-Jun-17	101.4	104.6	-
7-Jun-17	101.4	104.6	-
24-May-17	101.4	104.6	-
10-May-17	101.4	104.6	-
26-Apr-17	106.2	109.3	-
12-Apr-17	106.2	109.3	-
29-Mar-17	106.2	109.3	-
15-Mar-17	106.2	109.3	-
1-Mar-17	106.2	109.3	-
Feb '17	106.2	109.3	-
Jan '17	104.1	107.2	-
Dec '16	102.0	105.1	-
Nov '16	104.1	107.2	-
Oct '16	104.1	107.2	-
Sep '16	97.8	100.9	-
Aug '16	91.1	94.3	-
Jul '16	89.4	92.5	-
Jun '16	94.1	92.5	-
May '16	93.3	93.0	-
Apr '16	91.0	93.2	-
Mar '16	88.0	93.3	-
Feb '16	85.7	92.5	-
Jan '16	93.6	98.7	-
Dec '15	100.9	104.1	-
Nov '15	103.0	106.2	-
Oct '15	103.0	106.2	-
Sep '15	103.0	106.2	-
Aug '15	108.3	111.4	-
Jul '15	108.3	111.4	-
Jun '15	108.3	111.4	-
May '15	108.3	111.4	-
Apr '15	108.3	111.4	-
Mar '15	108.3	111.4	-

Residential Heating Fuel Prices — Faro

	Furnace Oil	Arctic Stove Oil	Propane (500-gallon tank cost)
28-Mar-18	123.0	126.1	126.8
14-Mar-18	123.0	126.1	120.2
28-Feb-18	123.0	126.1	128.6
14-Feb-18	123.0	126.1	129.7
31-Jan-18	128.2	131.4	128.9
17-Jan-18	128.2	131.4	130.5
3-Jan-18	123.0	126.1	128.1
20-Dec-17	123.0	126.1	127.4
6-Dec-17	123.0	126.0	121.6
22-Nov-17	123.0	126.0	121.6
8-Nov-17	123.0	126.0	118.7
25-Oct-17	115.5	118.7	118.2
11-Oct-17	109.2	112.4	117.2
27-Sep-17	109.2	112.4	114.7
13-Sep-17	102.4	105.5	102.0
30-Aug-17	102.4	105.5	109.6
16-Aug-17	102.4	105.5	109.8
2-Aug-17	102.4	105.5	107.4
19-Jul-17	102.4	105.5	102.7
5-Jul-17	102.4	105.5	97.1
20-Jun-17	102.4	105.5	n/a
7-Jun-17	102.4	105.5	97.1
24-May-17	102.4	105.5	95.9
10-May-17	102.4	105.5	n/a
26-Apr-17	107.1	110.3	107.9
12-Apr-17	107.1	110.3	107.9
29-Mar-17	107.1	110.3	110.8
15-Mar-17	107.1	110.3	112.2
1-Mar-17	107.1	110.3	115.3
Feb '17	107.1	110.3	120.7
Jan '17	105.0	108.2	114.7
Dec '16	102.9	106.1	105.5
Nov '16	105.0	108.2	100.4
Oct '16	105.0	108.2	99.0
Sep '16	98.7	101.9	96.3
Aug '16	92.1	95.2	93.1
Jul '16	90.3	93.5	93.4
Jun '16	90.3	93.5	93.7
May '16	90.3	93.5	91.3
Apr '16	90.3	93.5	90.5
Mar '16	88.9	92.1	88.3
Feb '16	86.7	89.8	71.3
Jan '16	94.6	97.7	71.3
Dec '15	101.9	105.0	71.3
Nov '15	104.0	107.1	74.3
Oct '15	104.0	107.1	82.4
Sep '15	104.0	107.1	81.0
Aug '15	109.2	112.4	79.3
Jul '15	109.2	112.4	79.3
Jun '15	109.2	112.4	82.5
May '15	109.2	112.4	85.6
Apr '15	109.2	112.4	84.9
Mar '15	109.2	112.4	84.5

Residential Heating Fuel Prices — Haines Junction

	Furnace Oil	Arctic Stove Oil	Propane (500-gallon tank cost)
28-Mar-18	119.8	123.4	126.8
14-Mar-18	119.8	124.5	120.2
28-Feb-18	119.8	123.7	128.6
14-Feb-18	119.8	125.5	129.7
31-Jan-18	125.1	129.2	128.9
17-Jan-18	125.1	127.6	130.5
3-Jan-18	119.8	123.9	128.1
20-Dec-17	119.8	121.6	127.4
6-Dec-17	119.8	121.2	121.6
22-Nov-17	119.8	120.6	121.6
8-Nov-17	119.8	120.2	118.7
25-Oct-17	112.5	116.0	118.2
11-Oct-17	106.2	113.2	117.2
27-Sep-17	106.2	106.5	114.7
13-Sep-17	105.2	103.7	102.0
30-Aug-17	101.2	99.5	109.6
16-Aug-17	99.9	102.7	109.8
2-Aug-17	99.9	99.5	107.4
19-Jul-17	100.5	100.1	102.7
5-Jul-17	98.9	99.5	97.1
20-Jun-17	99.0	99.5	n/a
7-Jun-17	101.8	98.5	97.1
24-May-17	101.9	102.5	95.9
10-May-17	100.5	100.6	n/a
26-Apr-17	104.3	104.5	107.9
12-Apr-17	105.5	104.5	107.9
29-Mar-17	104.6	103.5	110.8
15-Mar-17	105.2	104.5	112.2
1-Mar-17	106.8	104.5	115.3
Feb '17	106.1	105.9	120.7
Jan '17	105.3	102.5	114.7
Dec '16	103.8	100.6	105.5
Nov '16	102.1	99.2	100.4
Oct '16	105.4	102.1	99.0
Sep '16	97.6	101.9	96.3
Aug '16	95.5	98.0	93.1
Jul '16	95.7	98.7	93.4
Jun '16	92.4	96.3	93.7
May '16	91.0	93.3	91.3
Apr '16	88.7	91.4	90.5
Mar '16	85.9	90.7	88.3
Feb '16	83.6	86.5	71.3
Jan '16	91.5	94.4	71.3
Dec '15	98.8	101.1	71.3
Nov '15	100.9	105.5	74.3
Oct '15	100.9	106.1	82.4
Sep '15	100.9	103.9	81.0
Aug '15	106.2	107.1	79.3
Jul '15	106.2	108.4	79.3
Jun '15	106.2	107.9	82.5
May '15	106.2	107.1	85.6
Apr '15	106.2	104.7	84.9
Mar '15	106.2	109.1	84.5

Residential Heating Fuel Prices — Marsh Lake

	Furnace Oil	Arctic Stove Oil	Propane (500 gallon tank cost)
28-Mar-18	121.9	125.1	-
14-Mar-18	122.4	125.6	-
28-Feb-18	122.4	125.6	-
14-Feb-18	122.4	125.6	-
31-Jan-18	127.7	130.8	-
17-Jan-18	127.7	130.8	-
3-Jan-18	122.4	125.6	-
20-Dec-17	122.4	125.6	-
6-Dec-17	122.4	125.6	-
22-Nov-17	122.4	125.6	-
8-Nov-17	122.4	125.6	-
25-Oct-17	115.1	118.2	-
11-Oct-17	108.8	111.9	-
27-Sep-17	108.8	111.9	-
13-Sep-17	102.0	105.1	-
30-Aug-17	102.0	105.1	-
16-Aug-17	102.0	105.1	-
2-Aug-17	102.0	105.1	-
19-Jul-17	102.0	105.1	-
5-Jul-17	102.0	105.1	-
20-Jun-17	102.0	105.1	-
7-Jun-17	102.0	105.1	-
24-May-17	102.0	105.1	-
10-May-17	102.0	105.1	-
26-Apr-17	106.7	109.8	-
12-Apr-17	106.7	109.8	-
29-Mar-17	106.7	109.8	-
15-Mar-17	106.7	109.8	-
1-Mar-17	106.7	109.8	-
Feb '17	106.7	109.8	-
Jan '17	104.6	107.7	-
Dec '16	102.5	105.6	-
Nov '16	104.6	107.7	-
Oct '16	104.6	107.7	-
Sep '16	98.3	101.4	-
Aug '16	91.6	94.8	-
Jul '16	89.9	93.0	-
Jun '16	89.9	93.0	-
May '16	89.9	93.0	-
Apr '16	89.9	93.0	-
Mar '16	88.5	91.6	-
Feb '16	85.7	88.9	-
Jan '16	93.6	96.8	-
Dec '15	100.9	104.1	-
Nov '15	103.0	106.2	-
Oct '15	103.0	106.2	-
Sep '15	103.0	106.2	-
Aug '15	108.3	111.4	-
Jul '15	108.3	111.4	-
Jun '15	108.3	111.4	-
May '15	108.3	111.4	-
Apr '15	108.3	111.4	-
Mar '15	108.3	111.4	-

Residential Heating Fuel Prices — Mayo

	Furnace Oil	Arctic Stove Oil	Propane (500-gallon tank cost)
28-Mar-18	134.2	137.3	126.8
14-Mar-18	134.2	137.3	120.2
28-Feb-18	134.2	137.3	128.6
14-Feb-18	134.2	137.3	129.7
31-Jan-18	136.8	140.0	128.9
17-Jan-18	136.8	140.0	130.5
3-Jan-18	134.8	136.4	128.1
20-Dec-17	131.6	131.8	127.4
6-Dec-17	131.6	131.4	121.6
22-Nov-17	131.6	131.6	121.6
8-Nov-17	131.6	131.4	118.7
25-Oct-17	123.2	122.7	118.2
11-Oct-17	114.8	113.6	117.2
27-Sep-17	114.8	113.6	114.7
13-Sep-17	112.8	117.1	102.0
30-Aug-17	109.3	114.5	109.6
16-Aug-17	110.3	117.3	109.8
2-Aug-17	108.5	114.5	107.4
19-Jul-17	108.9	114.5	102.7
5-Jul-17	107.8	114.5	97.1
20-Jun-17	107.9	114.5	n/a
7-Jun-17	109.8	114.5	97.1
24-May-17	109.8	114.5	95.9
10-May-17	108.9	114.5	n/a
26-Apr-17	111.4	116.9	107.9
12-Apr-17	110.8	114.8	107.9
29-Mar-17	111.7	116.9	110.8
15-Mar-17	112.0	116.9	112.2
1-Mar-17	113.1	116.9	115.3
Feb '17	111.6	115.3	120.7
Jan '17	112.0	116.0	114.7
Dec '16	110.9	114.5	105.5
Nov '16	110.4	117.3	100.4
Oct '16	112.7	116.9	99.0
Sep '16	105.6	110.6	96.3
Aug '16	101.7	103.6	93.1
Jul '16	102.6	104.0	93.4
Jun '16	99.7	102.7	93.7
May '16	98.8	101.3	91.3
Apr '16	98.9	99.8	90.5
Mar '16	99.2	99.9	88.3
Feb '16	98.2	98.8	71.3
Jan '16	108.0	108.0	71.3
Dec '15	112.2	112.3	71.3
Nov '15	115.3	115.6	74.3
Oct '15	114.2	116.8	82.4
Sep '15	114.9	115.5	81.0
Aug '15	119.0	117.2	79.3
Jul '15	119.0	117.7	79.3
Jun '15	119.0	118.3	82.5
May '15	118.9	117.4	85.6
Apr '15	119.0	120.5	84.9
Mar '15	118.9	120.0	84.5

Residential Heating Fuel Prices — Pelly Crossing

	Furnace Oil	Arctic Stove Oil	Propane (500 gallon tank cost)
28-Mar-18	124.5	127.7	-
14-Mar-18	124.5	127.7	-
28-Feb-18	124.5	127.7	-
14-Feb-18	124.5	127.7	-
31-Jan-18	129.8	132.9	-
17-Jan-18	129.8	132.9	-
3-Jan-18	124.5	126.3	-
20-Dec-17	124.5	124.8	-
6-Dec-17	124.5	124.2	-
22-Nov-17	124.5	124.5	-
8-Nov-17	124.5	124.3	-
25-Oct-17	117.2	118.3	-
11-Oct-17	110.9	110.0	-
27-Sep-17	110.9	109.9	-
13-Sep-17	107.8	107.2	-
30-Aug-17	103.8	107.2	-
16-Aug-17	102.5	107.2	-
2-Aug-17	102.5	107.2	-
19-Jul-17	103.2	107.2	-
5-Jul-17	101.5	107.2	-
20-Jun-17	101.7	107.2	-
7-Jun-17	104.4	107.2	-
24-May-17	104.5	107.2	-
10-May-17	103.2	107.2	-
26-Apr-17	106.9	111.9	-
12-Apr-17	108.2	111.9	-
29-Mar-17	107.3	111.9	-
15-Mar-17	107.8	111.9	-
1-Mar-17	109.5	111.9	-
Feb '17	108.7	111.9	-
Jan '17	107.9	109.8	-
Dec '16	106.4	107.7	-
Nov '16	104.7	109.8	-
Oct '16	108.0	109.8	-
Sep '16	100.2	103.5	-
Aug '16	98.2	96.9	-
Jul '16	98.3	95.1	-
Jun '16	95.1	95.1	-
May '16	93.7	94.5	-
Apr '16	92.4	93.6	-
Mar '16	90.6	93.5	-
Feb '16	88.3	91.6	-
Jan '16	96.2	99.7	-
Dec '15	103.5	105.6	-
Nov '15	105.6	109.2	-
Oct '15	105.6	109.7	-
Sep '15	105.6	107.8	-
Aug '15	110.9	110.9	-
Jul '15	110.9	111.7	-
Jun '15	110.9	112.5	-
May '15	110.9	112.3	-
Apr '15	110.9	114.0	-
Mar '15	110.9	114.7	-

Residential Heating Fuel Prices — Ross River

	Furnace Oil	Arctic Stove Oil	Propane (500-gallon tank cost)
28-Mar-18	123.9	127.1	126.8
14-Mar-18	123.9	127.1	120.2
28-Feb-18	123.9	127.1	128.6
14-Feb-18	123.9	127.1	129.7
31-Jan-18	129.2	132.3	128.9
17-Jan-18	129.2	132.3	130.5
3-Jan-18	123.9	127.1	128.1
20-Dec-17	123.9	127.1	127.4
6-Dec-17	123.9	127.1	121.6
22-Nov-17	123.9	127.1	121.6
8-Nov-17	123.9	127.1	118.7
25-Oct-17	116.6	119.7	118.2
11-Oct-17	110.3	113.4	117.2
27-Sep-17	110.3	113.4	114.7
13-Sep-17	103.4	106.6	102.0
30-Aug-17	103.4	106.6	109.6
16-Aug-17	103.4	106.6	109.8
2-Aug-17	103.4	106.6	107.4
19-Jul-17	103.4	106.6	102.7
5-Jul-17	103.4	106.6	97.1
20-Jun-17	103.4	106.6	n/a
7-Jun-17	103.4	106.6	97.1
24-May-17	103.4	106.6	95.9
10-May-17	103.4	106.6	n/a
26-Apr-17	108.2	111.3	107.9
12-Apr-17	108.2	111.3	107.9
29-Mar-17	108.2	111.3	110.8
15-Mar-17	108.2	111.3	112.2
1-Mar-17	108.2	111.3	115.3
Feb '17	108.2	111.3	120.7
Jan '17	106.1	109.2	114.7
Dec '16	104.0	107.1	105.5
Nov '16	106.1	109.2	100.4
Oct '16	106.1	109.2	99.0
Sep '16	99.8	102.9	96.3
Aug '16	93.1	96.3	93.1
Jul '16	91.4	94.5	93.4
Jun '16	91.4	94.5	93.7
May '16	91.4	94.5	91.3
Apr '16	91.4	94.5	90.5
Mar '16	90.0	93.1	88.3
Feb '16	87.7	90.9	71.3
Jan '16	95.6	98.8	71.3
Dec '15	102.9	106.1	71.3
Nov '15	105.0	108.2	74.3
Oct '15	105.0	108.2	82.4
Sep '15	105.0	108.2	81.0
Aug '15	110.9	114.0	79.3
Jul '15	110.9	114.0	79.3
Jun '15	110.9	114.0	82.5
May '15	110.3	113.4	85.6
Apr '15	110.3	113.4	84.9
Mar '15	110.3	113.4	84.5

Residential Heating Fuel Prices — Stewart Crossing

	Furnace Oil	Arctic Stove Oil	Propane (500-gallon tank cost)
28-Mar-18	124.1	124.1	-
14-Mar-18	124.5	127.7	-
28-Feb-18	124.5	127.7	-
14-Feb-18	124.5	127.7	-
31-Jan-18	129.8	132.9	-
17-Jan-18	129.8	132.9	-
3-Jan-18	124.5	127.7	-
20-Dec-17	124.5	127.7	-
6-Dec-17	124.5	127.7	-
22-Nov-17	124.5	127.7	-
8-Nov-17	124.5	127.7	-
25-Oct-17	117.2	120.3	-
11-Oct-17	110.9	114.0	-
27-Sep-17	110.9	114.0	-
13-Sep-17	104.1	107.2	-
30-Aug-17	104.1	107.2	-
16-Aug-17	104.1	107.2	-
2-Aug-17	104.1	107.2	-
19-Jul-17	104.1	107.2	-
5-Jul-17	104.1	107.2	-
20-Jun-17	104.1	107.2	-
7-Jun-17	104.1	107.2	-
24-May-17	104.1	107.2	-
10-May-17	104.1	107.2	-
26-Apr-17	108.8	111.9	-
12-Apr-17	108.8	111.9	-
29-Mar-17	108.8	111.9	-
15-Mar-17	108.8	111.9	-
1-Mar-17	108.8	111.9	-
Feb '17	108.8	111.9	-
Jan '17	106.7	109.8	-
Dec '16	104.6	107.7	-
Nov '16	106.7	109.8	-
Oct '16	106.7	109.8	-
Sep '16	100.4	103.5	-
Aug '16	93.7	96.9	-
Jul '16	92.0	95.1	-
Jun '16	92.0	95.1	-
May '16	92.0	95.1	-
Apr '16	92.0	95.1	-
Mar '16	90.6	93.7	-
Feb '16	88.3	91.5	-
Jan '16	96.2	99.4	-
Dec '15	103.5	106.7	-
Nov '15	105.6	108.8	-
Oct '15	105.6	108.8	-
Sep '15	105.6	108.8	-
Aug '15	110.9	114.0	-
Jul '15	110.9	114.0	-
Jun '15	110.9	114.0	-
May '15	110.9	114.0	-
Apr '15	110.9	114.0	-
Mar '15	110.9	114.0	-

Residential Heating Fuel Prices — Tagish & Teslin

	Tagish		
	Furnace Oil	Arctic Stove Oil	Propane (500-gallon tank cost)
28-Mar-18	121.9	125.6	-
14-Mar-18	121.9	124.9	-
28-Feb-18	121.9	125.1	-
14-Feb-18	121.9	125.1	-
31-Jan-18	127.2	130.3	-
17-Jan-18	127.2	130.3	-
3-Jan-18	121.9	125.0	-
20-Dec-17	121.9	123.5	-
6-Dec-17	121.9	122.9	-
22-Nov-17	121.9	123.2	-
8-Nov-17	121.9	123.0	-
25-Oct-17	114.6	118.5	-
11-Oct-17	108.3	110.1	-
27-Sep-17	108.3	110.1	-
13-Sep-17	108.1	104.6	-
30-Aug-17	104.3	104.6	-
16-Aug-17	103.0	110.0	-
2-Aug-17	103.0	110.0	-
19-Jul-17	103.7	110.0	-
5-Jul-17	102.0	110.0	-
20-Jun-17	102.2	110.0	-
7-Jun-17	104.9	110.0	-
24-May-17	105.0	110.0	-
10-May-17	103.7	110.0	-
26-Apr-17	107.5	115.0	-
12-Apr-17	108.7	115.0	-
29-Mar-17	107.8	115.0	-
15-Mar-17	108.3	115.0	-
1-Mar-17	110.0	115.0	-
Feb '17	109.2	115.0	-
Jan '17	108.4	114.0	-
Dec '16	106.9	112.9	-
Nov '16	105.2	110.1	-
Oct '16	108.5	114.0	-
Sep '16	100.7	103.0	-
Aug '16	96.6	99.7	-
Jul '16	96.7	98.8	-
Jun '16	93.4	98.8	-
May '16	92.1	97.7	-
Apr '16	90.3	96.3	-
Mar '16	88.0	96.2	-
Feb '16	85.7	95.0	-
Jan '16	93.6	103.9	-
Dec '15	100.9	109.6	-
Nov '15	103.0	112.0	-
Oct '15	103.0	113.2	-
Sep '15	103.0	112.9	-
Aug '15	108.3	114.2	-
Jul '15	108.3	114.7	-
Jun '15	108.3	115.3	-
May '15	108.3	117.2	-
Apr '15	108.3	115.5	-
Mar '15	108.3	119.3	-

	Teslin		
	Furnace Oil	Arctic Stove Oil	Propane (500-gallon tank cost)
28-Mar-18	122.6	125.8	126.8
14-Mar-18	122.6	125.8	120.2
28-Feb-18	122.6	125.8	128.6
14-Feb-18	122.6	125.8	129.7
31-Jan-18	127.9	131.0	128.9
17-Jan-18	127.9	131.0	130.5
3-Jan-18	122.6	124.3	128.1
20-Dec-17	122.6	122.3	127.4
6-Dec-17	122.6	121.3	121.6
22-Nov-17	122.6	121.6	121.6
8-Nov-17	122.6	121.4	118.7
25-Oct-17	115.3	116.8	118.2
11-Oct-17	109.0	108.8	117.2
27-Sep-17	109.0	108.7	114.7
13-Sep-17	106.6	105.3	102.0
30-Aug-17	102.6	105.3	109.6
16-Aug-17	101.3	105.3	109.8
2-Aug-17	101.1	105.3	107.4
19-Jul-17	102.0	105.3	102.7
5-Jul-17	100.3	105.3	97.1
20-Jun-17	100.4	105.3	n/a
7-Jun-17	103.2	105.3	97.1
24-May-17	103.3	105.3	95.9
10-May-17	102.0	105.3	n/a
26-Apr-17	105.7	110.0	107.9
12-Apr-17	106.9	110.0	107.9
29-Mar-17	106.1	110.0	110.8
15-Mar-17	106.6	110.0	112.2
1-Mar-17	108.3	110.0	115.3
Feb '17	107.5	110.0	120.7
Jan '17	106.7	107.9	114.7
Dec '16	105.2	105.8	105.5
Nov '16	103.5	107.9	100.4
Oct '16	106.7	107.9	99.0
Sep '16	99.0	101.6	96.3
Aug '16	96.9	95.0	93.1
Jul '16	97.1	93.2	93.4
Jun '16	93.8	93.2	93.7
May '16	92.4	92.9	91.3
Apr '16	90.1	93.1	88.4
Mar '16	88.7	92.2	88.3
Feb '16	86.4	90.4	71.3
Jan '16	94.3	98.5	71.3
Dec '15	101.6	104.4	71.3
Nov '15	103.7	107.9	74.3
Oct '15	103.7	108.1	82.4
Sep '15	103.7	106.4	81.0
Aug '15	109.0	109.6	79.3
Jul '15	109.0	110.4	79.3
Jun '15	109.0	111.3	82.5
May '15	109.0	111.4	85.6
Apr '15	109.0	112.0	84.9
Mar '15	109.0	112.9	84.5

Residential Heating Fuel Prices — Watson Lake

	Furnace Oil	Arctic Stove Oil	Propane (500-gallon tank cost)
28-Mar-18	121.8	125.0	126.8
14-Mar-18	121.8	125.0	120.2
28-Feb-18	121.8	125.0	128.6
14-Feb-18	121.8	125.0	129.7
31-Jan-18	127.1	130.2	128.9
17-Jan-18	127.1	130.2	130.5
3-Jan-18	121.8	126.4	128.1
20-Dec-17	121.8	126.4	127.4
6-Dec-17	121.8	125.8	121.6
22-Nov-17	121.8	126.2	121.6
8-Nov-17	121.8	125.9	118.7
25-Oct-17	114.5	120.2	118.2
11-Oct-17	108.2	111.9	117.2
30-Aug-17	104.9	104.5	109.6
16-Aug-17	103.6	104.5	109.8
2-Aug-17	103.6	104.5	107.4
19-Jul-17	104.3	104.5	102.7
5-Jul-17	102.5	104.5	97.1
20-Jun-17	102.7	104.5	n/a
7-Jun-17	105.5	104.5	97.1
24-May-17	105.5	104.5	95.9
10-May-17	104.2	104.5	n/a
26-Apr-17	108.0	109.2	107.9
12-Apr-17	109.2	109.2	107.9
29-Mar-17	108.3	109.2	110.8
15-Mar-17	108.8	109.2	112.2
1-Mar-17	110.5	109.2	115.3

	Furnace Oil	Arctic Stove Oil	Propane (500-gallon tank cost)
Feb '17	109.7	109.2	120.7
Jan '17	108.9	107.1	114.7

Dec '16	107.5	105.0	105.5
Nov '16	105.8	107.1	100.4
Oct '16	109.0	107.1	99.0
Sep '16	101.3	100.8	96.3
Aug '16	101.4	99.8	94.7
Sep '16	101.3	100.8	96.3
Aug '16	99.2	94.2	93.1
Jul '16	99.4	92.4	93.4
Jun '16	96.1	92.4	93.7
May '16	94.7	93.6	91.3
Apr '16	91.6	94.6	90.5
Mar '16	87.9	94.6	88.3
Feb '16	85.6	92.6	71.3
Jan '16	93.0	99.5	71.3

Dec '15	100.8	106.4	71.3
Nov '15	109.2	113.5	74.3
Oct '15	109.2	113.5	82.4
Sep '15	106.2	110.0	81.0
Aug '15	107.2	111.5	79.3
Jul '15	107.6	112.3	79.3
Jun '15	109.3	114.0	82.5
May '15	111.7	115.9	85.6
Apr '15	108.8	113.0	84.9
Mar '15	118.6	119.6	84.5

Information collected by Yukon Bureau of Statistics
for the Department of Energy, Mines and Resources.

Next release: April 27, 2018