



### Retail Motor Fuel Prices in Yukon

#### Average Prices as of May 25<sup>th</sup>, 2016

	Self-serve			% Change May 27, 2015 to May 25, 2016		
	regular	premium	diesel	regular	premium	diesel
Whitehorse	109.4	117.6	105.3	-6.4%	-5.2%	-13.8%
Beaver Creek	118.0	142.9	123.6	-13.8%	-6.5%	-26.5%
Burwash Landing	105.9	115.9	109.9	n/a	n/a	n/a
Carcross	119.9	-	124.9	-7.7%	-	-10.7%
Carmacks	114.9	117.4	114.9	-5.0%	-10.7%	-9.1%
Dawson City	129.4	137.7	127.9	0.5%	1.8%	-16.3%
Destruction Bay	131.9	142.9	121.9	-1.5%	-0.7%	-4.7%
Eagle Plains	145.0	-	145.0	-3.3%	-	-9.4%
Faro	109.9	-	108.9	-8.3%	-	-13.5%
Haines Junction	112.2	120.4	110.6	-7.0%	-6.6%	-14.7%
Jake's Corner	109.8	119.8	99.8	-3.2%	-4.0%	-23.5%
Mayo	120.9	-	112.9	-3.2%	-	-11.7%
Pelly Crossing	120.0	-	118.0	-6.2%	-	-13.2%
Ross River	119.8	-	111.7	1.2%	-	-6.8%
Stewart Crossing	119.9	125.9	117.9	-5.5%	-5.3%	-12.6%
Teslin	113.9	123.9	112.9	-5.4%	-5.3%	-13.1%
Watson Lake	109.9	112.9	104.4	-7.1%	-8.1%	-12.3%

As of May 25<sup>th</sup>, 2016, average **regular self-serve** motor fuel prices ranged from 105.9¢ per litre in Burwash Landing to 145.0¢ per litre in Eagle Plains; a difference of 39.1¢. In communities offering **premium self-serve** motor fuel, prices ranged from 112.9¢ in Watson Lake to 142.9¢ in Beaver Creek and Destruction Bay; a difference of 30.0¢. **Diesel self-serve** prices ranged from 99.8¢ in Jake's Corner to 145.0¢ in Eagle Plains; a difference of 45.2¢ per litre.

Comparing May 25<sup>th</sup>, 2016 to May 27<sup>th</sup>, 2015, **regular self-serve** motor fuel prices decreased in all Yukon communities (with the exception of Dawson City and Ross River) ranging from -1.5% in Destruction Bay to -13.8% in Beaver Creek. **Diesel self-serve** prices decreased in all Yukon communities ranging from -4.7% in Destruction Bay to -26.5% in Beaver Creek.

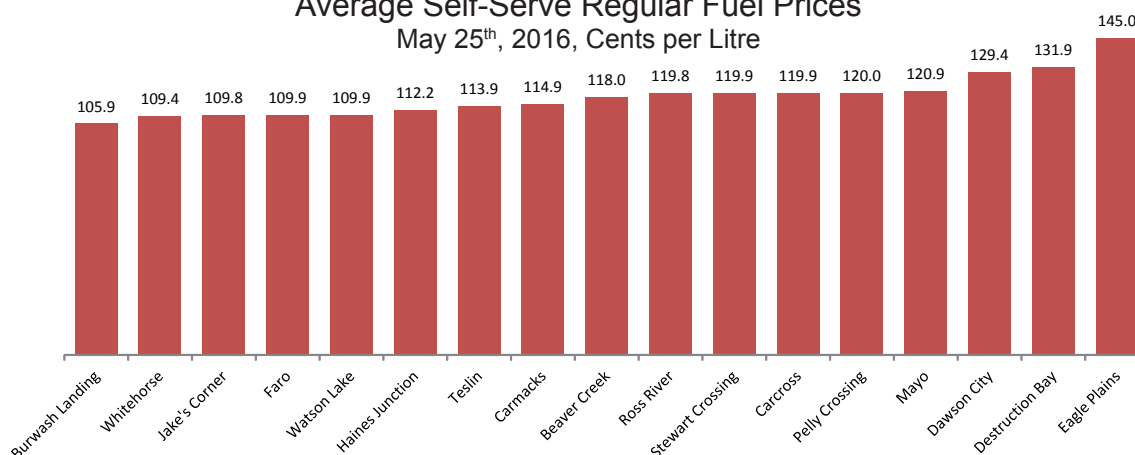
	Full-serve				% Change May 27, 2015 to May 25, 2016			
	regular	premium	diesel	propane	regular	premium	diesel	propane
Whitehorse	109.9	118.6	108.2	88.9	-6.6%	-8.3%	-17.5%	-7.7%
Dawson City	-	-	-	135.0	-	-	-	0.0%
Destruction Bay	-	-	-	130.0	-	-	-	2.4%
Eagle Plains	-	-	-	140.0	-	-	-	0.0%
Haines Junction	-	-	-	100.0	-	-	-	-9.0%
Jake's Corner	-	-	-	110.0	-	-	-	10.0%
Mayo	115.9	-	119.9	-	-8.7%	-	-16.1%	-
Teslin	-	-	-	105.0	-	-	-	-8.7%
Watson Lake	-	-	-	105.9	-	-	-	-19.1%

In communities offering **full-serve propane** fuel services, prices ranged from 88.9¢ per litre in Whitehorse to 140.0¢ per litre in Eagle Plains; a difference of 51.1¢. Year-over-year, the price of full-serve propane decreased in four Yukon communities (Whitehorse, Haines Junction, Teslin and Watson Lake), remained the same in Dawson City and Eagle Plains and increased in Destruction Bay and Jake's Corner.

**Notes:**

All prices are Canadian cents per litre, including all applicable taxes.  
 "-" Indicates this service was not available in this community at this time.  
 "n/a" indicates this information was not available for the reporting period.

#### Average Self-Serve Regular Fuel Prices May 25<sup>th</sup>, 2016, Cents per Litre

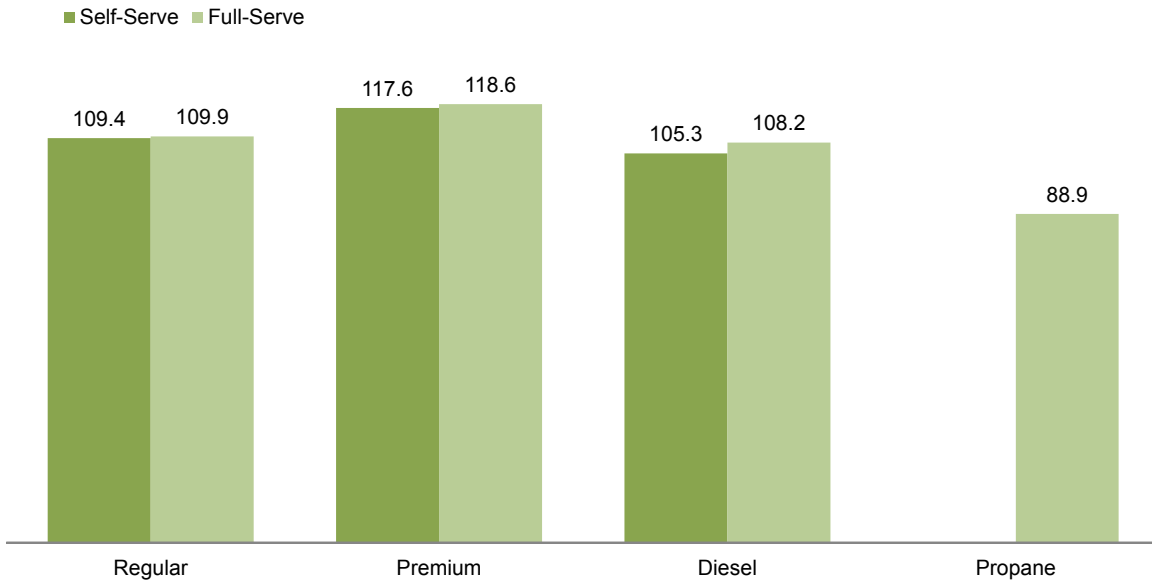


## Retail Motor Fuel Prices — Whitehorse

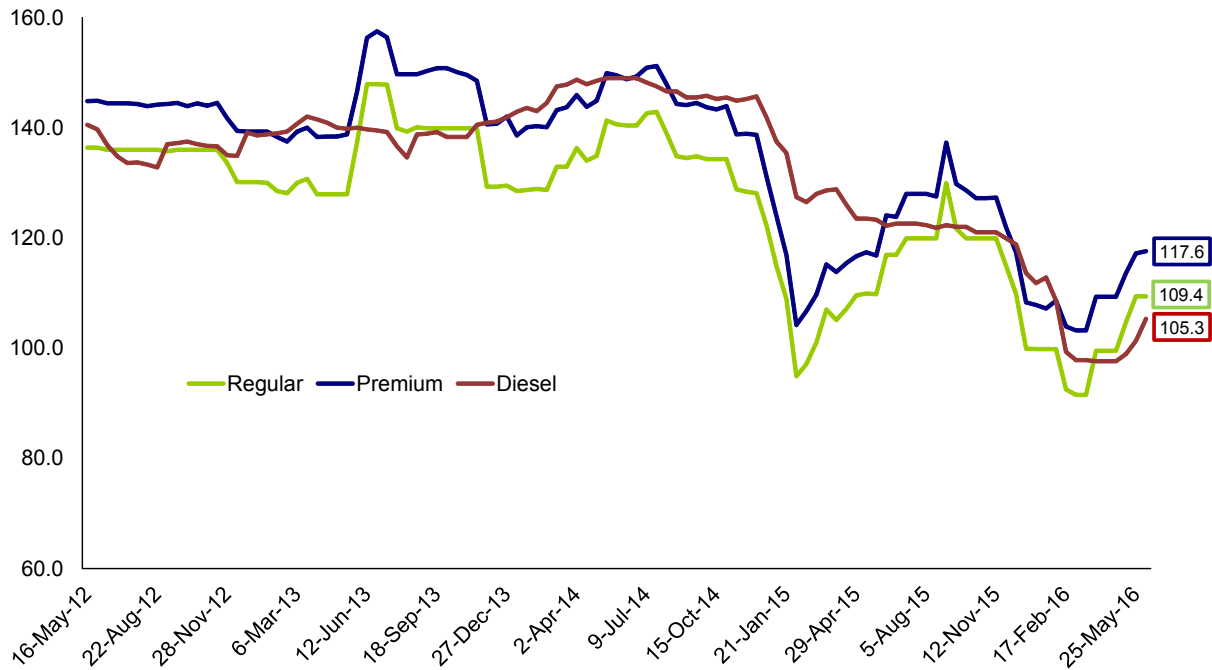
	Self-serve			Full-serve			
	regular	premium	diesel	regular	premium	diesel	propane
25-May-16	109.4	117.6	105.3	109.9	118.6	108.2	88.9
11-May-16	109.4	117.2	101.3	109.9	118.6	105.2	88.9
27-Apr-16	104.7	113.6	98.9	103.7	115.4	107.9	89.1
13-Apr-16	99.5	109.3	97.6	99.9	114.2	105.4	89.1
30-Mar-16	99.5	109.3	97.6	99.9	114.2	105.4	89.1
16-Mar-16	99.5	109.3	97.6	99.9	113.2	105.4	87.9
2-Mar-16	91.5	103.2	97.8	92.7	112.2	105.9	88.1
17-Feb-16	91.5	103.2	97.8	92.7	110.7	105.9	88.5
3-Feb-16	92.5	103.9	99.3	94.7	111.4	105.4	94.6
20-Jan-16	99.8	108.6	108.6	99.9	120.4	115.2	94.3
6-Jan-16	99.8	107.2	112.8	101.2	118.7	117.7	94.3
22-Dec-15	99.8	107.8	111.8	101.2	119.7	117.7	95.3
9-Dec-15	99.9	108.3	113.6	102.4	121.9	121.9	94.6
25-Nov-15	109.8	117.3	118.8	112.4	126.9	122.4	93.6
12-Nov-15	114.9	121.9	119.9	117.4	128.9	123.4	94.3
28-Oct-15	119.9	127.3	121.0	119.9	131.7	123.9	94.6
14-Oct-15	119.9	127.2	121.0	119.9	131.7	123.9	93.0
30-Sep-15	119.9	127.2	121.0	122.4	133.9	123.9	94.0
16-Sep-15	119.9	128.6	122.0	122.2	134.2	123.9	94.0
2-Sep-15	121.7	129.8	122.0	123.9	135.9	123.9	93.6
19-Aug-15	129.9	137.3	122.3	129.7	139.2	123.9	94.6
5-Aug-15	119.9	127.5	121.8	122.4	132.7	123.9	94.6
22-Jul-15	119.9	128.0	122.3	122.4	133.7	123.9	94.6
8-Jul-15	119.9	128.0	122.6	122.2	132.7	124.4	93.3
24-Jun-15	119.9	128.0	122.6	122.2	133.7	124.4	97.3
10-Jun-15	116.9	123.8	122.6	117.7	129.2	131.2	97.3
27-May-15	116.9	124.1	122.2	117.7	129.4	131.2	96.3
13-May-15	109.8	116.8	123.3	110.7	125.4	132.7	96.3
Apr '15	108.9	116.5	124.3	110.3	124.9	132.6	97.4
Mar '15	106.1	114.5	128.7	108.8	124.2	133.2	97.9
Feb '15	99.1	108.2	127.3	101.8	118.6	130.4	96.8
Jan '15	101.9	110.6	131.4	103.3	121.4	134.2	98.1
Dec '14	118.6	127.6	139.7	119.6	132.0	141.5	98.5
Nov '14	128.3	138.8	145.5	129.3	143.4	146.9	103.0
Oct '14	132.5	142.0	145.2	134.9	145.9	148.6	105.0
Sep '14	134.6	144.1	145.7	137.2	147.7	148.9	103.7
Aug '14	134.7	144.2	146.1	137.2	147.7	148.9	103.8
Jul '14	141.0	149.6	147.1	142.8	150.5	149.3	105.1
Jun '14	141.5	150.1	148.6	143.1	151.6	151.8	116.6
May '14	140.5	149.2	149.0	142.2	150.8	152.2	119.2
Apr '14	136.7	146.2	148.5	137.9	149.2	151.9	119.3
Mar '14	134.6	144.8	148.3	135.1	148.3	153.6	121.6
Feb '14	130.8	141.7	146.0	131.2	147.3	147.1	120.0
Jan '14	128.8	140.2	143.3	129.4	146.7	143.2	111.8
Dec '13	129.0	140.3	142.4	129.7	145.2	140.7	109.4
Nov '13	129.3	140.7	141.0	131.7	147.0	140.7	106.5
Oct '13	139.9	149.4	139.0	139.9	151.1	139.6	104.9
Sep '13	139.9	150.8	138.8	139.9	151.9	139.4	104.3
Aug '13	140.0	150.0	138.9	139.9	151.9	139.3	102.3
Jul '13	139.6	149.7	135.6	140.7	152.6	140.3	101.4
Jun '13	147.9	157.0	139.4	148.2	155.7	142.2	101.4
May '13	137.7	147.2	139.8	137.9	149.4	140.8	101.0

# Retail Motor Fuel Prices — Whitehorse

Average Fuel Prices, as of May 25<sup>th</sup>, 2016  
(cents per litre)



Average Self-Serve Bi-weekly Fuel Prices,  
May 2012 - May 2016  
(cents per litre)



## Retail Motor Fuel Prices - Beaver Creek & Burwash Landing

	Beaver Creek Self-serve		
	regular	premium	diesel
25-May-16	118.0	142.9	123.6
11-May-16	124.9	142.9	150.6
27-Apr-16	125.2	142.9	151.9
13-Apr-16	129.9	142.9	131.9
30-Mar-16	129.9	142.9	131.9
16-Mar-16	129.9	142.9	131.9
2-Mar-16	123.9	140.9	129.9
17-Feb-16	123.9	140.9	129.9
3-Feb-16	139.9	142.9	144.9
20-Jan-16	n/a	n/a	n/a
6-Jan-16	139.9	152.9	149.9

22-Dec-15	139.9	152.9	149.9
9-Dec-15	154.9	167.9	159.9
25-Nov-15	154.9	167.9	159.9
12-Nov-15	154.9	167.9	159.9
28-Oct-15	154.9	167.9	159.9
14-Oct-15	150.2	167.9	166.6
30-Sep-15	147.2	167.9	166.6
16-Sep-15	150.2	167.9	166.6
2-Sep-15	150.2	167.9	166.6
19-Aug-15	150.2	167.9	166.6
5-Aug-15	150.2	167.9	166.6
22-Jul-15	150.2	167.9	166.6
8-Jul-15	147.9	167.9	166.6
24-Jun-15	143.6	167.9	163.2
10-Jun-15	138.6	152.9	166.6
27-May-15	136.9	152.9	168.2
13-May-15	138.9	152.9	158.9

Apr '15	141.2	152.9	164.6
Mar '15	142.9	165.9	169.9
Feb '15	142.9	165.9	169.9
Jan '15	147.9	165.9	169.9

Dec '14	160.4	173.9	173.4
Nov '14	167.9	181.9	176.9
Oct '14	165.9	181.9	179.0
Sep '14	165.9	181.9	180.6
Aug '14	166.3	181.9	180.6
Jul '14	166.6	181.9	178.6
Jun '14	165.9	179.9	180.6
May '14	169.3	184.9	186.4
Apr '14	169.9	182.9	189.9
Mar '14	169.9	182.9	189.9
Feb '14	169.9	182.9	184.9
Jan '14	169.9	182.9	179.9

Dec '13	169.9	182.9	179.9
Nov '13	169.9	182.9	177.4
Oct '13	173.2	186.9	167.4
Sep '13	174.4	188.9	166.6
Aug '13	173.4	188.9	165.1
Jul '13	174.2	188.9	164.2
Jun '13	167.8	183.4	167.4
May '13	157.7	169.9	164.9

	Burwash Landing Self-serve		
	regular	premium	diesel
25-May-16	105.9	115.9	109.9
11-May-16	n/a	n/a	n/a
27-Apr-16	n/a	n/a	n/a
13-Apr-16	99.9	109.9	109.9
30-Mar-16	99.9	109.9	109.9
16-Mar-16	n/a	n/a	n/a
2-Mar-16	99.9	109.9	109.0
17-Feb-16	n/a	n/a	n/a
3-Feb-16	99.9	109.9	105.9
20-Jan-16	n/a	n/a	n/a
6-Jan-16	n/a	n/a	n/a

22-Dec-15	119.9	129.9	120.9
9-Dec-15	n/a	n/a	n/a
25-Nov-15	n/a	n/a	n/a
12-Nov-15	129.9	139.9	129.9
28-Oct-15	129.9	139.9	120.9
14-Oct-15	n/a	n/a	n/a
30-Sep-15	129.9	139.9	120.9
16-Sep-15	129.9	139.9	120.9
2-Sep-15	132.9	142.9	120.9
19-Aug-15	132.9	142.9	120.9
5-Aug-15	-	-	-
22-Jul-15	-	-	-
8-Jul-15	-	-	-
24-Jun-15	-	-	-
10-Jun-15	-	-	-
27-May-15	-	-	-
13-May-15	-	-	-

Apr '15	-	-	-
Mar '15	-	-	-
Feb '15	-	-	-
Jan '15	-	-	-

Dec '14	-	-	-
Nov '14	-	-	-
Oct '14	-	-	-
Sep '14	-	-	-
Aug '14	-	-	-
Jul '14	-	-	-
Jun '14	-	-	-
May '14	-	-	-
Apr '14	-	-	-
Mar '14	-	-	-
Feb '14	-	-	-
Jan '14	-	-	-

Dec '13	-	-	-
Nov '13	-	-	-
Oct '13	-	-	-
Sep '13	-	-	-
Aug '13	-	-	-
Jul '13	-	-	-
Jun '13	-	-	-
May '13	-	-	-

	Full-serve	
	regular	diesel
25-May-16	-	-
11-May-16	-	-
27-Apr-16	-	-
13-Apr-16	-	-
30-Mar-16	-	-
16-Mar-16	-	-
2-Mar-16	-	-
17-Feb-16	-	-
3-Feb-16	-	-
20-Jan-16	-	-
6-Jan-16	-	-

22-Dec-15	-	-
9-Dec-15	-	-
25-Nov-15	-	-
12-Nov-15	-	-
28-Oct-15	-	-
14-Oct-15	-	-
30-Sep-15	-	-
16-Sep-15	-	-
2-Sep-15	-	-
19-Aug-15	-	-
5-Aug-15	-	-
22-Jul-15	-	-
8-Jul-15	-	-
24-Jun-15	-	-
10-Jun-15	-	-
27-May-15	-	-
13-May-15	-	-

Apr '15	-	-
Mar '15	-	-
Feb '15	-	-
Jan '15	-	-

Dec '14	-	-
Nov '14	-	-
Oct '14	-	-
Sep '14	-	-
Aug '14	-	-
Jul '14	-	-
Jun '14	-	-
May '14	-	-
Apr '14	-	-
Mar '14	-	-
Feb '14	-	-
Jan '14	-	-

Dec '13	-	-
Nov '13	-	-
Oct '13	149.9	149.9
Sep '13	149.9	149.9
Aug '13	149.9	149.9
Jul '13	164.9	149.9
Jun '13	165.4	149.9
May '13	165.9	149.9

## Retail Motor Fuel Prices — Carcross & Carmacks

	Carcross Self-serve		
	regular	premium	diesel
25-May-16	119.9	-	124.9
11-May-16	119.9	-	124.9
27-Apr-16	115.9	-	124.9
13-Apr-16	112.9	-	124.9
30-Mar-16	112.9	-	115.9
16-Mar-16	109.9	-	119.9
2-Mar-16	109.9	-	119.9
17-Feb-16	109.9	-	115.9
3-Feb-16	109.9	-	115.9
20-Jan-16	114.9	-	125.9
6-Jan-16	121.9	-	129.9

22-Dec-15	121.9	-	129.9
9-Dec-15	121.9	-	129.9
25-Nov-15	129.9	-	134.9
12-Nov-15	134.9	-	134.9
28-Oct-15	139.9	-	139.9
14-Oct-15	139.9	-	139.9
30-Sep-15	139.9	-	139.9
16-Sep-15	139.9	-	139.9
2-Sep-15	139.9	-	139.9
19-Aug-15	139.9	-	139.9
5-Aug-15	139.9	-	139.9
22-Jul-15	139.9	-	139.9
8-Jul-15	139.9	-	139.9
24-Jun-15	139.9	-	139.9
10-Jun-15	134.9	-	139.9
27-May-15	129.9	-	139.9
13-May-15	119.9	-	139.9

Apr '15	119.9	-	143.2
Mar '15	114.9	-	142.4
Feb '15	109.9	-	139.9
Jan '15	117.4	-	144.9

Dec '14	132.4	-	152.4
Nov '14	139.9	-	154.9
Oct '14	146.6	-	154.9
Sep '14	149.9	-	157.4
Aug '14	151.9	-	157.4
Jul '14	153.9	-	159.9
Jun '14	153.9	-	159.9
May '14	153.9	-	159.9
Apr '14	151.2	-	159.9
Mar '14	149.9	-	157.4
Feb '14	147.4	-	157.4
Jan '14	144.9	-	154.9

Dec '13	149.9	-	154.9
Nov '13	149.9	-	154.9
Oct '13	149.9	-	151.6
Sep '13	152.4	-	149.9
Aug '13	154.9	-	149.9
Jul '13	154.9	-	149.9
Jun '13	154.9	-	149.9
May '13	146.9	-	145.9

	Carmacks Self-serve		
	regular	premium	diesel
25-May-16	114.9	117.4	114.9
11-May-16	114.9	117.4	114.4
27-Apr-16	109.9	109.9	109.9
13-Apr-16	109.9	109.9	109.9
30-Mar-16	109.9	109.9	109.9
16-Mar-16	109.9	109.9	109.9
2-Mar-16	99.9	99.9	99.9
17-Feb-16	95.9	105.9	99.9
3-Feb-16	95.9	105.9	99.9
20-Jan-16	109.9	119.9	114.9
6-Jan-16	104.9	114.9	114.9

22-Dec-15	104.9	114.9	114.9
9-Dec-15	114.9	124.9	124.9
25-Nov-15	124.9	134.9	124.9
12-Nov-15	124.9	134.9	124.9
28-Oct-15	134.9	144.9	129.9
14-Oct-15	134.9	144.9	124.4
30-Sep-15	124.9	132.9	128.9
16-Sep-15	129.9	136.4	124.4
2-Sep-15	134.9	141.4	124.4
19-Aug-15	129.9	136.4	122.4
5-Aug-15	129.9	136.4	125.4
22-Jul-15	134.9	141.4	125.4
8-Jul-15	135.9	139.9	131.9
24-Jun-15	135.9	142.9	127.4
10-Jun-15	129.9	137.4	126.4
27-May-15	120.9	131.4	126.4
13-May-15	117.9	123.9	126.4

Apr '15	117.2	127.2	131.7
Mar '15	116.9	126.9	139.9
Feb '15	106.4	116.4	134.9
Jan '15	109.9	119.9	141.4

Dec '14	126.4	136.4	150.4
Nov '14	139.9	149.9	149.9
Oct '14	142.9	157.2	158.9
Sep '14	146.9	161.9	167.9
Aug '14	150.4	161.9	167.9
Jul '14	153.9	161.9	167.9
Jun '14	153.9	161.9	167.9
May '14	153.9	160.9	167.9
Apr '14	149.9	159.9	167.9
Mar '14	143.9	153.9	174.9
Feb '14	139.9	149.9	170.4
Jan '14	139.9	149.9	163.9

Dec '13	139.9	149.9	158.9
Nov '13	144.9	154.9	159.9
Oct '13	148.2	159.9	153.2
Sep '13	149.9	159.9	147.4
Aug '13	148.7	160.2	147.4
Jul '13	149.9	159.9	147.4
Jun '13	159.9	167.4	148.7
May '13	148.2	157.2	145.4

## Retail Motor Fuel Prices — Dawson City & Destruction Bay

	Dawson City Self-serve			Full-serve		Destruction Bay Self-serve			Full-serve
	regular	premium	diesel	propane		regular	premium	diesel	propane
25-May-16	129.4	137.7	127.9	135.0	25-May-16	131.9	142.9	121.9	130.0
11-May-16	118.0	125.0	127.9	135.0	11-May-16	108.9	118.9	111.9	130.0
27-Apr-16	118.0	125.0	127.9	135.0	27-Apr-16	118.9	128.9	113.9	130.0
13-Apr-16	118.0	125.0	127.9	135.0	13-Apr-16	118.9	128.9	113.9	130.0
30-Mar-16	116.0	123.0	127.9	135.0	30-Mar-16	118.9	128.9	113.9	130.0
16-Mar-16	116.0	123.0	135.9	135.0	16-Mar-16	119.9	129.9	112.9	126.9
2-Mar-16	119.5	126.5	143.8	135.0	2-Mar-16	111.9	121.9	109.9	126.9
17-Feb-16	119.5	126.5	143.8	135.0	17-Feb-16	104.9	114.9	107.9	126.9
3-Feb-16	119.5	126.5	143.8	135.0	3-Feb-16	118.9	128.9	111.9	126.9
20-Jan-16	119.5	126.5	143.8	n/a	20-Jan-16	118.9	128.9	111.9	126.9
6-Jan-16	122.7	130.7	139.9	135.0	6-Jan-16	121.9	131.9	119.9	126.9
22-Dec-15	122.7	130.7	139.9	135.0	22-Dec-15	121.9	131.9	119.9	126.9
9-Dec-15	132.2	139.2	147.9	135.0	9-Dec-15	121.9	131.9	124.9	126.9
25-Nov-15	137.9	144.4	147.9	135.0	25-Nov-15	131.9	141.9	124.9	126.9
12-Nov-15	139.7	146.7	149.3	135.0	12-Nov-15	131.9	141.9	131.9	130.0
28-Oct-15	139.7	146.7	149.3	n/a	28-Oct-15	140.9	150.9	131.9	126.9
14-Oct-15	139.7	146.7	149.3	n/a	14-Oct-15	140.9	150.9	131.9	126.9
30-Sep-15	132.2	140.7	136.3	n/a	30-Sep-15	138.9	148.9	122.9	126.9
16-Sep-15	144.7	151.2	149.8	135.0	16-Sep-15	129.9	139.9	122.9	130.0
2-Sep-15	149.7	156.2	149.8	135.0	2-Sep-15	134.9	144.9	122.9	130.0
19-Aug-15	144.7	151.2	147.8	135.0	19-Aug-15	149.9	159.9	122.9	130.0
5-Aug-15	139.7	147.8	146.7	135.0	5-Aug-15	137.9	147.9	121.9	130.0
22-Jul-15	139.7	146.7	147.8	135.0	22-Jul-15	138.9	148.9	121.9	130.0
8-Jul-15	137.7	145.7	147.8	135.0	8-Jul-15	137.9	147.9	123.9	130.0
24-Jun-15	136.2	141.7	147.8	135.0	24-Jun-15	138.9	148.9	123.9	130.0
10-Jun-15	136.2	144.2	147.8	135.0	10-Jun-15	134.9	144.9	127.9	130.0
27-May-15	128.7	135.2	152.8	135.0	27-May-15	133.9	143.9	127.9	126.9
13-May-15	126.2	132.7	157.4	135.0	13-May-15	129.9	139.9	129.9	126.9
Apr '15	126.2	132.7	157.4	130.0	Apr '15	128.6	138.6	129.9	126.8
Mar '15	123.7	130.2	157.4	135.0	Mar '15	123.9	133.9	138.9	126.8
Feb '15	125.3	132.1	157.7	135.0	Feb '15	123.4	133.4	139.4	126.9
Jan '15	134.1	141.3	161.2	135.0	Jan '15	121.9	131.9	135.4	129.9
Dec '14	145.2	153.5	168.2	135.0	Dec '14	128.9	138.9	155.9	132.9
Nov '14	148.3	157.4	166.9	135.0	Nov '14	139.9	154.9	164.4	132.9
Oct '14	157.7	166.7	168.9	135.0	Oct '14	148.9	159.6	152.2	125.6
Sep '14	159.2	166.7	168.9	135.0	Sep '14	153.9	163.9	153.9	124.9
Aug '14	159.2	166.7	168.9	135.0	Aug '14	152.9	162.9	152.9	124.9
Jul '14	159.8	167.3	169.2	135.0	Jul '14	154.9	164.9	156.9	129.9
Jun '14	155.0	163.0	167.2	135.0	Jun '14	158.9	168.9	159.4	129.9
May '14	154.2	161.7	165.9	135.0	May '14	157.4	167.4	169.9	140.0
Apr '14	152.2	159.7	167.4	135.0	Apr '14	154.9	164.9	172.9	134.6
Mar '14	150.7	157.7	166.9	130.0	Mar '14	153.9	163.9	173.4	143.9
Feb '14	149.6	156.6	167.6	135.0	Feb '14	145.9	155.9	172.9	124.9
Jan '14	148.5	155.3	167.7	n/a	Jan '14	140.9	150.9	167.9	105.9
Dec '13	154.0	162.3	163.4	120.0	Dec '13	141.9	151.9	163.4	105.9
Nov '13	157.1	165.6	163.1	120.0	Nov '13	143.4	153.4	158.9	105.9
Oct '13	160.1	168.9	161.9	120.0	Oct '13	142.9	152.9	153.6	105.9
Sep '13	162.9	168.4	162.4	120.0	Sep '13	147.9	157.9	148.9	105.9
Aug '13	162.9	168.4	162.4	120.0	Aug '13	146.9	156.9	142.4	108.0
Jul '13	164.8	170.3	162.7	120.0	Jul '13	149.9	159.9	140.9	110.0
Jun '13	166.8	172.3	162.9	120.0	Jun '13	155.8	165.9	141.9	110.0
May '13	155.4	162.4	165.2	120.0	May '13	152.9	162.9	144.9	108.6

## Retail Motor Fuel Prices — Eagle Plains & Faro

	Eagle Plains			
	Self-Serve			Full-serve propane
	regular	premium	diesel	
25-May-16	145.0	-	145.0	140.0
11-May-16	145.0	-	145.0	140.0
27-Apr-16	145.0	-	140.0	140.0
13-Apr-16	145.0	-	140.0	140.0
30-Mar-16	145.0	-	140.0	140.0
16-Mar-16	145.0	-	145.0	140.0
2-Mar-16	150.0	-	150.0	140.0
17-Feb-16	150.0	-	150.0	140.0
3-Feb-16	150.0	-	150.0	140.0
20-Jan-16	150.0	-	150.0	140.0
6-Jan-16	150.0	-	160.0	140.0

22-Dec-15	150.0	-	155.0	140.0
9-Dec-15	150.0	-	160.0	140.0
25-Nov-15	150.0	-	160.0	140.0
12-Nov-15	150.0	-	160.0	140.0
28-Oct-15	150.0	-	155.0	140.0
14-Oct-15	150.0	-	155.0	140.0
30-Sep-15	150.0	-	155.0	140.0
16-Sep-15	150.0	-	155.0	140.0
2-Sep-15	150.0	-	155.0	140.0
19-Aug-15	150.0	-	155.0	140.0
5-Aug-15	150.0	-	155.0	140.0
22-Jul-15	150.0	-	160.0	140.0
8-Jul-15	150.0	-	155.0	140.0
24-Jun-15	150.0	-	160.0	140.0
10-Jun-15	155.0	-	150.0	140.0
27-May-15	150.0	-	160.0	140.0
13-May-15	150.0	-	160.0	140.0

Apr '15	150.0	-	158.3	143.3
Mar '15	150.0	-	160.0	145.0
Feb '15	163.5	-	162.0	140.0
Jan '15	173.0	-	155.0	140.0

Dec '14	173.0	-	165.0	140.0
Nov '14	173.0	-	170.0	140.0
Oct '14	173.0	-	175.0	140.0
Sep '14	173.0	-	170.0	140.0
Aug '14	173.0	-	175.0	140.5
Jul '14	173.0	-	172.5	140.9
Jun '14	173.0	-	175.0	140.9
May '14	173.0	-	175.0	140.9
Apr '14	173.9	-	170.0	140.9
Mar '14	173.9	-	175.0	140.9
Feb '14	173.9	-	175.0	140.5
Jan '14	173.5	-	172.5	140.0

Dec '13	173.0	-	172.5	140.0
Nov '13	173.0	-	175.0	140.0
Oct '13	173.0	-	171.7	140.0
Sep '13	173.0	-	172.5	140.0
Aug '13	173.0	-	170.0	140.0
Jul '13	173.0	-	175.0	-

	Faro		
	Self-Serve		
	regular	premium	diesel
25-May-16	109.9	-	108.9
11-May-16	109.9	-	108.9
27-Apr-16	109.9	-	108.9
13-Apr-16	109.9	-	108.9
30-Mar-16	99.9	-	100.9
16-Mar-16	99.9	-	100.9
2-Mar-16	100.9	-	101.9
17-Feb-16	95.9	-	99.9
3-Feb-16	109.9	-	114.9
20-Jan-16	109.9	-	114.9
6-Jan-16	104.9	-	114.9

22-Dec-15	104.9	-	114.9
9-Dec-15	124.9	-	125.9
25-Nov-15	124.9	-	125.9
12-Nov-15	134.9	-	129.9
28-Oct-15	139.9	-	119.9
14-Oct-15	124.9	-	119.9
30-Sep-15	129.9	-	119.9
16-Sep-15	139.9	-	119.9
2-Sep-15	141.9	-	117.9
19-Aug-15	131.9	-	117.9
5-Aug-15	131.9	-	123.9
22-Jul-15	131.9	-	123.9
8-Jul-15	131.9	-	125.9
24-Jun-15	n/a	-	n/a
10-Jun-15	131.5	-	125.9
27-May-15	119.9	-	125.9
13-May-15	115.9	-	125.9

Apr '15	118.6	-	132.9
Mar '15	118.9	-	141.9
Feb '15	108.4	-	136.9
Jan '15	118.9	-	149.9

Dec '14	131.9	-	150.9
Nov '14	141.9	-	151.9
Oct '14	148.9	-	160.9
Sep '14	148.9	-	169.9
Aug '14	155.9	-	169.9
Jul '14	155.9	-	169.9
Jun '14	155.9	-	169.9
May '14	155.9	-	169.9
Apr '14	148.6	-	173.6
Mar '14	145.9	-	176.9
Feb '14	141.9	-	168.4
Jan '14	146.9	-	165.9

Dec '13	141.9	-	161.9
Nov '13	152.9	-	161.9
Oct '13	150.2	-	150.2
Sep '13	151.0	-	148.0
Aug '13	151.0	-	148.0
Jul '13	157.0	-	148.0
Jun '13	163.0	-	148.0
May '13	151.6	-	150.6

## Retail Motor Fuel Prices — Haines Junction

	Self-serve			Full-serve
	regular	premium	diesel	propane
25-May-16	112.2	120.4	110.6	100.0
11-May-16	109.9	117.9	109.2	100.0
27-Apr-16	105.2	112.9	108.2	100.0
13-Apr-16	102.7	110.4	108.2	100.0
30-Mar-16	100.9	109.4	108.7	n/a
16-Mar-16	99.9	105.4	110.9	n/a
2-Mar-16	96.4	101.4	107.7	100.0
17-Feb-16	97.2	102.4	106.9	100.0
3-Feb-16	99.9	106.4	111.2	100.0
20-Jan-16	105.2	110.4	116.4	100.0
6-Jan-16	105.2	110.4	117.4	100.0
22-Dec-15	105.7	110.4	117.4	100.0
9-Dec-15	109.4	110.4	120.4	100.0
25-Nov-15	117.7	121.4	126.2	100.0
12-Nov-15	121.4	125.9	126.2	100.0
28-Oct-15	123.9	128.4	125.7	100.0
14-Oct-15	123.9	128.4	127.2	100.0
30-Sep-15	122.2	128.4	126.4	100.0
16-Sep-15	122.9	129.4	128.6	n/a
2-Sep-15	127.7	137.9	127.7	100.0
19-Aug-15	128.7	142.9	127.9	100.0
5-Aug-15	124.2	132.4	127.7	100.0
22-Jul-15	123.7	132.4	127.7	100.0
8-Jul-15	124.2	132.4	129.6	n/a
24-Jun-15	121.9	128.9	127.7	109.9
10-Jun-15	120.6	125.9	127.2	109.9
27-May-15	120.6	128.9	129.6	109.9
13-May-15	113.2	120.4	128.4	109.9
Apr '15	110.9	118.6	128.9	114.6
Mar '15	107.5	115.9	131.3	114.9
Feb '15	104.1	110.4	130.8	114.9
Jan '15	109.2	115.7	134.2	119.5
Dec '14	123.5	130.9	138.7	114.5
Nov '14	133.7	139.4	144.4	124.0
Oct '14	137.5	143.4	147.1	124.0
Sep '14	139.7	145.4	147.9	124.0
Aug '14	140.7	146.2	149.4	124.0
Jul '14	144.3	150.7	150.3	124.0
Jun '14	145.3	150.7	150.2	124.0
May '14	145.1	151.4	153.1	124.0
Apr '14	141.2	147.2	153.6	124.0
Mar '14	138.8	145.2	154.9	105.0
Feb '14	133.1	139.4	150.6	105.0
Jan '14	131.9	136.9	148.9	105.0
Dec '13	136.2	n/a	149.7	105.0
Nov '13	137.6	141.2	143.5	105.0
Oct '13	141.1	148.9	141.9	105.0
Sep '13	141.9	148.9	141.9	105.0
Aug '13	143.0	148.9	141.9	105.0
Jul '13	146.2	148.9	144.2	105.0
Jun '13	151.3	161.9	145.0	105.0
May '13	143.2	151.4	145.3	105.0



## Retail Motor Fuel Prices — Jake's Corner

	Jake's Corner			
	Self-serve			Full-serve
	regular	premium	diesel	propane
25-May-16	109.8	119.8	99.8	110.0
11-May-16	109.8	119.8	99.8	110.0
27-Apr-16	104.8	114.8	99.8	n/a
13-Apr-16	99.8	112.8	104.8	110.0
30-Mar-16	99.8	112.8	104.8	110.0
16-Mar-16	91.8	104.8	104.8	110.0
2-Mar-16	91.8	104.8	112.8	110.0
17-Feb-16	91.8	104.8	112.8	100.0
3-Feb-16	91.8	104.8	112.8	110.0
20-Jan-16	99.8	129.8	112.8	110.0
6-Jan-16	99.8	129.8	112.8	110.0
22-Dec-15	99.8	129.8	112.8	110.0
9-Dec-15	109.8	129.8	118.8	110.0
25-Nov-15	119.8	129.8	118.8	110.0
12-Nov-15	119.8	129.8	118.8	110.0
28-Oct-15	119.8	129.8	118.8	110.0
14-Oct-15	119.8	129.8	129.8	110.0
30-Sep-15	119.8	136.8	118.8	100.0
16-Sep-15	119.8	136.8	122.8	100.0
2-Sep-15	125.8	142.8	120.8	100.0
19-Aug-15	n/a	n/a	n/a	n/a
5-Aug-15	114.9	129.8	130.4	100.0
22-Jul-15	114.9	129.8	130.4	110.0
8-Jul-15	119.8	129.8	120.9	100.0
24-Jun-15	124.8	134.8	120.8	100.0
10-Jun-15	117.4	132.8	130.4	100.0
27-May-15	113.4	124.8	130.4	100.0
13-May-15	111.4	124.8	130.4	100.0
Apr '15	110.9	124.8	134.9	100.0
Mar '15	111.4	124.8	134.4	105.0
Feb '15	106.4	124.8	132.4	105.0
Jan '15	118.2	129.8	133.2	105.0
Dec '14	136.4	134.8	146.9	110.0
Nov '14	138.9	149.8	150.4	110.0
Oct '14	142.6	149.8	150.4	110.0
Sep '14	144.4	149.8	150.4	110.0
Aug '14	144.4	149.8	150.4	110.0
Jul '14	144.6	149.8	151.1	110.0
Jun '14	145.7	149.8	152.4	110.0
May '14	143.7	151.3	151.9	120.0
Apr '14	141.9	148.8	151.4	131.7
Mar '14	139.9	145.3	151.4	135.0
Feb '14	136.4	138.8	151.4	110.0
Jan '14	141.4	138.8	151.4	110.0
Dec '13	141.9	146.8	147.2	115.0
Nov '13	142.4	146.8	145.4	112.5
Oct '13	147.4	146.8	144.9	111.7
Sep '13	147.4	156.8	144.9	115.0
Aug '13	147.4	156.8	144.9	110.0
Jul '13	147.4	156.8	144.9	107.5
Jun '13	148.9	156.8	145.4	107.5
May '13	142.7	150.1	145.9	108.3

Effective January 2016, Jake's Corner prices are reported rather than Tagish area prices, due Tagish gas station closure.

## Retail Motor Fuel Prices — Mayo

	Self-serve			Full-serve	
	regular	premium	diesel	regular	diesel
25-May-16	120.9	-	112.9	115.9	119.9
11-May-16	120.9	-	101.9	115.9	119.9
27-Apr-16	129.0	-	103.9	109.9	119.9
13-Apr-16	107.9	-	103.9	109.9	119.9
30-Mar-16	99.9	-	97.9	113.9	115.9
16-Mar-16	102.9	-	109.9	109.9	119.9
2-Mar-16	102.9	-	109.9	109.9	119.9
17-Feb-16	102.9	-	109.9	109.9	119.9
3-Feb-16	102.9	-	109.9	109.9	119.9
20-Jan-16	108.9	-	121.9	109.9	119.9
6-Jan-16	110.9	-	128.9	115.9	130.9
22-Dec-15	110.9	-	128.9	115.9	142.9
9-Dec-15	111.9	-	129.9	115.9	130.9
25-Nov-15	119.9	-	130.9	135.9	142.9
12-Nov-15	125.9	-	131.9	135.9	135.9
28-Oct-15	128.9	-	127.9	135.9	135.9
14-Oct-15	128.9	-	128.9	135.9	142.9
30-Sep-15	128.9	-	128.9	135.9	142.9
16-Sep-15	128.9	-	128.9	n/a	n/a
2-Sep-15	134.9	-	127.9	135.9	142.9
19-Aug-15	137.9	-	125.9	135.9	142.9
5-Aug-15	128.9	-	127.9	135.9	142.9
22-Jul-15	128.9	-	127.9	135.9	142.9
8-Jul-15	128.9	-	127.9	135.9	142.9
24-Jun-15	128.9	-	127.9	135.9	142.9
10-Jun-15	124.9	-	127.9	126.9	142.9
27-May-15	124.9	-	127.9	126.9	142.9
13-May-15	117.9	-	127.9	126.9	142.9
Apr '15	115.6	-	135.2	117.9	142.9
Mar '15	110.9	-	139.9	117.9	142.9
Feb '15	107.9	-	139.9	117.9	142.9
Jan '15	114.4	-	141.9	122.9	147.9
Dec '14	129.4	-	147.4	139.4	160.9
Nov '14	135.9	-	148.9	145.9	160.9
Oct '14	n/a	-	n/a	154.9	160.9
Sep '14	n/a	-	n/a	154.9	160.9
Aug '14	n/a	-	n/a	n/a	n/a
Jul '14	n/a	-	n/a	154.9	160.9
Jun '14	n/a	-	n/a	154.9	160.9
May '14	n/a	-	n/a	154.9	160.9
Apr '14	n/a	-	n/a	151.6	160.9
Mar '14	161.0	-	154.9	149.9	164.9
Feb '14	161.0	-	154.9	159.9	160.9
Jan '14	161.0	-	154.9	159.9	160.9
Dec '13	161.0	-	154.9	159.9	160.9
Nov '13	161.0	-	154.9	159.9	160.9
Oct '13	169.9	-	155.9	159.9	152.9
Sep '13	169.9	-	155.9	159.9	148.9
Aug '13	169.9	-	155.9	159.9	148.9
Jul '13	162.9	-	150.9	169.9	159.9
Jun '13	n/a	-	n/a	169.9	155.9
May '13	154.0	-	155.0	160.4	155.9

## Retail Motor Fuel Prices — Pelly Crossing & Ross River

	Pelly Crossing Self-serve	
	regular	diesel
25-May-16	120.0	118.0
11-May-16	115.9	111.9
27-Apr-16	104.9	111.9
13-Apr-16	104.9	111.9
30-Mar-16	104.9	111.9
16-Mar-16	104.9	111.9
2-Mar-16	104.9	111.9
17-Feb-16	104.9	111.9
3-Feb-16	n/a	n/a
20-Jan-16	122.9	121.9
6-Jan-16	122.9	121.9

22-Dec-15	124.9	131.9
9-Dec-15	124.9	131.9
25-Nov-15	124.9	131.9
12-Nov-15	134.9	131.9
28-Oct-15	n/a	n/a
14-Oct-15	142.9	135.9
30-Sep-15	142.9	135.9
16-Sep-15	136.9	135.9
2-Sep-15	136.9	135.9
19-Aug-15	136.9	135.9
5-Aug-15	133.9	135.9
22-Jul-15	133.9	135.9
8-Jul-15	133.9	135.9
24-Jun-15	133.9	135.9
10-Jun-15	127.9	135.9
27-May-15	127.9	135.9
13-May-15	127.9	135.9

Apr '15	124.9	157.9
Mar '15	121.4	157.9
Feb '15	117.9	157.9
Jan '15	125.9	157.9

Dec '14	142.4	157.9
Nov '14	146.9	157.9
Oct '14	154.9	169.9
Sep '14	154.9	169.9
Aug '14	154.9	169.9
Jul '14	154.9	169.9
Jun '14	154.9	169.9
May '14	154.9	169.9
Apr '14	149.9	163.2
Mar '14	149.9	164.9
Feb '14	149.9	159.9
Jan '14	149.9	159.9

Dec '13	149.9	159.9
Nov '13	152.4	157.4
Oct '13	154.9	151.6
Sep '13	154.9	154.9
Aug '13	154.9	154.9
Jul '13	149.9	149.9
Jun '13	159.9	149.9
May '13	150.6	151.6

	Ross River Self-serve	
	regular	diesel
25-May-16	119.8	111.7
11-May-16	117.1	100.4
27-Apr-16	115.3	113.5
13-Apr-16	115.3	113.5
30-Mar-16	115.3	113.5
16-Mar-16	109.1	110.2
2-Mar-16	103.7	107.4
17-Feb-16	99.9	105.9
3-Feb-16	98.9	99.9
20-Jan-16	107.4	109.2
6-Jan-16	115.6	119.4

22-Dec-15	n/a	n/a
9-Dec-15	115.6	119.4
25-Nov-15	122.3	122.6
12-Nov-15	131.4	123.1
28-Oct-15	n/a	n/a
14-Oct-15	131.4	123.1
30-Sep-15	129.9	113.5
16-Sep-15	129.9	113.5
2-Sep-15	129.9	113.5
19-Aug-15	129.9	113.5
5-Aug-15	129.9	113.5
22-Jul-15	126.7	110.9
8-Jul-15	126.7	110.9
24-Jun-15	126.7	110.9
10-Jun-15	118.4	119.9
27-May-15	118.4	119.9
13-May-15	118.4	119.9

Apr '15	117.5	126.0
Mar '15	117.5	129.5
Feb '15	105.0	115.0
Jan '15	115.0	130.1

Dec '14	n/a	n/a
Nov '14	137.4	138.7
Oct '14	148.9	147.3
Sep '14	151.5	143.7
Aug '14	151.5	143.7
Jul '14	151.5	143.7
Jun '14	152.0	150.7
May '14	152.0	150.7
Apr '14	147.7	157.1
Mar '14	142.4	169.9
Feb '14	137.9	165.9
Jan '14	137.9	161.9

Dec '13	137.9	161.9
Nov '13	147.9	152.9
Oct '13	147.9	150.2
Sep '13	145.9	142.9
Aug '13	149.0	147.0
Jul '13	152.0	151.0
Jun '13	152.0	151.0
May '13	141.2	149.2

## Retail Motor Fuel Prices — Stewart Crossing

	Stewart Crossing		
	Self-Serve		
	regular	premium	diesel
25-May-16	119.9	125.9	117.9
11-May-16	119.9	125.9	109.9
27-Apr-16	114.9	120.9	109.9
13-Apr-16	109.9	115.9	109.9
30-Mar-16	n/a	n/a	n/a
16-Mar-16	109.9	115.9	109.9
2-Mar-16	101.9	107.9	109.9
17-Feb-16	101.9	107.9	109.9
3-Feb-16	n/a	n/a	n/a
20-Jan-16	109.9	115.9	125.9
6-Jan-16	109.9	115.9	125.9
22-Dec-15	109.9	115.9	125.9
9-Dec-15	109.9	115.9	125.9
25-Nov-15	124.9	130.9	131.9
12-Nov-15	124.9	130.9	131.9
28-Oct-15	129.9	135.9	131.9
14-Oct-15	n/a	n/a	n/a
30-Sep-15	129.9	135.9	134.9
16-Sep-15	129.9	135.9	134.9
2-Sep-15	136.9	142.9	134.9
19-Aug-15	139.9	145.9	134.9
5-Aug-15	129.9	135.9	134.9
22-Jul-15	129.9	135.9	134.9
8-Jul-15	129.9	135.9	134.9
24-Jun-15	129.9	135.9	134.9
10-Jun-15	126.9	132.9	134.9
27-May-15	126.9	132.9	134.9
13-May-15	119.9	125.9	134.9
Apr '15	126.3	132.3	144.7
Mar '15	120.5	126.5	148.0
Feb '15	118.0	124.0	148.0
Jan '15	120.0	126.0	151.0
Dec '14	137.0	143.0	157.0
Nov '14	146.0	152.0	165.0
Oct '14	151.3	160.0	165.0
Sep '14	153.0	163.0	165.0
Aug '14	153.0	163.0	165.0
Jul '14	159.5	163.5	163.0
Jun '14	160.0	164.0	160.9
May '14	158.0	164.0	160.9
Apr '14	153.3	160.3	160.9
Mar '14	153.0	157.0	160.9
Feb '14	148.5	154.5	158.4
Jan '14	146.0	152.0	155.9
Dec '13	146.0	152.0	155.9
Nov '13	146.0	164.0	153.9
Oct '13	158.0	164.0	152.5
Sep '13	158.0	164.0	153.5
Aug '13	158.0	164.0	153.9
Jul '13	162.0	168.0	153.9
Jun '13	166.0	172.0	153.9
May '13	156.3	158.7	157.2

## Retail Motor Fuel Prices — Teslin

	Self-serve			Full-serve
	regular	premium	diesel	propane
25-May-16	113.9	123.9	112.9	105.0
11-May-16	113.9	123.9	112.9	105.0
27-Apr-16	106.4	118.9	105.9	110.0
13-Apr-16	103.9	113.9	105.9	110.0
30-Mar-16	101.9	109.9	105.9	109.5
16-Mar-16	101.9	109.9	105.9	110.0
2-Mar-16	99.9	109.9	105.9	109.5
17-Feb-16	99.9	109.9	105.9	109.5
3-Feb-16	99.9	109.9	105.9	115.0
20-Jan-16	104.9	114.9	113.9	115.0
6-Jan-16	109.9	119.9	119.9	120.0
22-Dec-15	109.9	119.9	119.9	120.0
9-Dec-15	109.9	119.9	123.9	120.0
25-Nov-15	118.9	124.9	126.4	120.0
12-Nov-15	123.9	133.9	126.9	115.0
28-Oct-15	123.9	133.9	130.4	115.0
14-Oct-15	123.9	133.9	126.9	115.0
30-Sep-15	123.9	133.9	126.9	115.0
16-Sep-15	123.9	133.9	126.9	115.0
2-Sep-15	133.9	143.9	126.9	115.0
19-Aug-15	131.9	143.9	126.9	115.0
5-Aug-15	124.4	134.9	128.9	115.0
22-Jul-15	126.4	134.9	126.9	115.0
8-Jul-15	126.9	134.9	126.9	115.0
24-Jun-15	128.9	138.9	126.9	115.0
10-Jun-15	122.4	130.9	126.9	115.0
27-May-15	120.4	130.9	129.9	115.0
13-May-15	113.9	123.9	129.4	115.0
Apr '15	113.9	123.9	131.4	113.3
Mar '15	113.9	123.9	132.9	112.5
Feb '15	106.4	116.4	132.9	115.0
Jan '15	106.7	116.9	136.4	115.0
Dec '14	123.7	132.9	146.4	115.0
Nov '14	130.9	141.9	150.9	115.0
Oct '14	136.6	145.4	149.6	110.0
Sep '14	139.4	148.9	149.9	110.0
Aug '14	139.4	148.9	149.9	107.5
Jul '14	145.7	155.4	149.9	108.8
Jun '14	145.9	155.9	150.4	110.0
May '14	146.9	156.9	151.2	121.5
Apr '14	143.6	153.9	152.9	121.5
Mar '14	139.4	152.9	154.7	121.5
Feb '14	135.9	152.9	157.9	121.5
Jan '14	132.9	152.9	148.9	110.0
Dec '13	138.9	152.9	149.7	108.5
Nov '13	138.4	152.9	142.9	107.0
Oct '13	141.2	152.9	143.4	107.0
Sep '13	143.2	152.9	146.4	107.0
Aug '13	143.9	152.9	140.2	111.3
Jul '13	144.7	154.9	141.4	112.5
Jun '13	149.4	157.9	141.2	112.5
May '13	141.1	150.2	141.4	110.8

## Retail Motor Fuel Prices — Watson Lake

	Self-serve			Full-serve	
	regular	premium	diesel	diesel	propane
25-May-16	109.9	112.9	104.4	-	105.9
11-May-16	110.9	110.9	105.7	-	117.9
27-Apr-16	109.9	n/a	107.9	-	117.9
13-Apr-16	102.9	112.9	99.9	-	105.9
30-Mar-16	102.9	112.9	99.9	-	105.9
16-Mar-16	96.9	112.9	93.9	-	105.9
2-Mar-16	85.4	106.9	94.4	-	105.9
17-Feb-16	85.4	106.9	94.4	-	105.9
3-Feb-16	99.9	117.9	99.9	-	105.9
20-Jan-16	95.5	117.9	95.6	-	105.9
6-Jan-16	103.4	117.9	104.0	-	105.9
22-Dec-15	106.6	117.9	104.0	-	115.9
9-Dec-15	100.4	111.9	105.8	-	115.9
25-Nov-15	110.9	n/a	111.0	-	128.9
12-Nov-15	117.4	137.9	114.1	-	130.7
28-Oct-15	116.5	127.9	110.9	-	130.7
14-Oct-15	118.6	n/a	114.3	-	131.7
30-Sep-15	113.9	129.9	110.5	-	127.7
16-Sep-15	120.2	133.9	118.1	-	126.7
2-Sep-15	125.3	132.9	119.0	-	126.7
19-Aug-15	128.6	132.9	118.9	-	130.9
5-Aug-15	123.3	125.9	118.1	-	130.9
22-Jul-15	123.6	125.9	118.5	n/a	130.9
8-Jul-15	122.5	125.9	118.1	n/a	130.9
24-Jun-15	121.9	132.4	118.5	n/a	130.9
10-Jun-15	119.0	125.9	118.1	143.9	130.9
27-May-15	118.3	122.9	119.0	143.9	130.9
13-May-15	115.9	123.4	119.7	143.9	130.9
Apr '15	110.1	119.9	117.2	143.9	130.9
Mar '15	105.8	115.9	118.9	-	130.9
Feb '15	100.7	112.7	124.2	-	130.9
Jan '15	100.9	113.9	130.9	-	130.9
Dec '14	114.9	126.7	140.2	140.9	130.9
Nov '14	128.7	138.2	147.9	140.9	130.9
Oct '14	140.8	149.8	147.4	140.9	130.9
Sep '14	145.4	152.6	151.1	140.9	127.2
Aug '14	145.7	152.1	151.3	140.9	127.2
Jul '14	146.3	152.9	153.0	140.9	127.2
Jun '14	146.7	154.1	153.6	140.9	128.8
May '14	145.4	155.2	152.4	140.9	129.1
Apr '14	140.6	151.6	154.6	140.9	130.9
Mar '14	143.9	153.9	164.4	140.9	130.9
Feb '14	142.4	153.4	162.9	140.9	130.9
Jan '14	143.4	155.4	159.9	140.9	130.9
Dec '13	144.8	156.9	154.9	140.9	131.4
Nov '13	147.9	159.9	151.4	n/a	131.9
Oct '13	149.0	159.6	148.0	140.9	130.7
Sep '13	149.6	158.4	147.2	140.9	130.3
Aug '13	149.6	159.4	147.2	140.9	130.6
Jul '13	149.3	158.2	146.9	140.9	126.7
Jun '13	148.9	158.2	146.6	140.9	126.2
May '13	139.1	149.2	143.8	140.9	124.7

# Residential Fuel Prices in Yukon

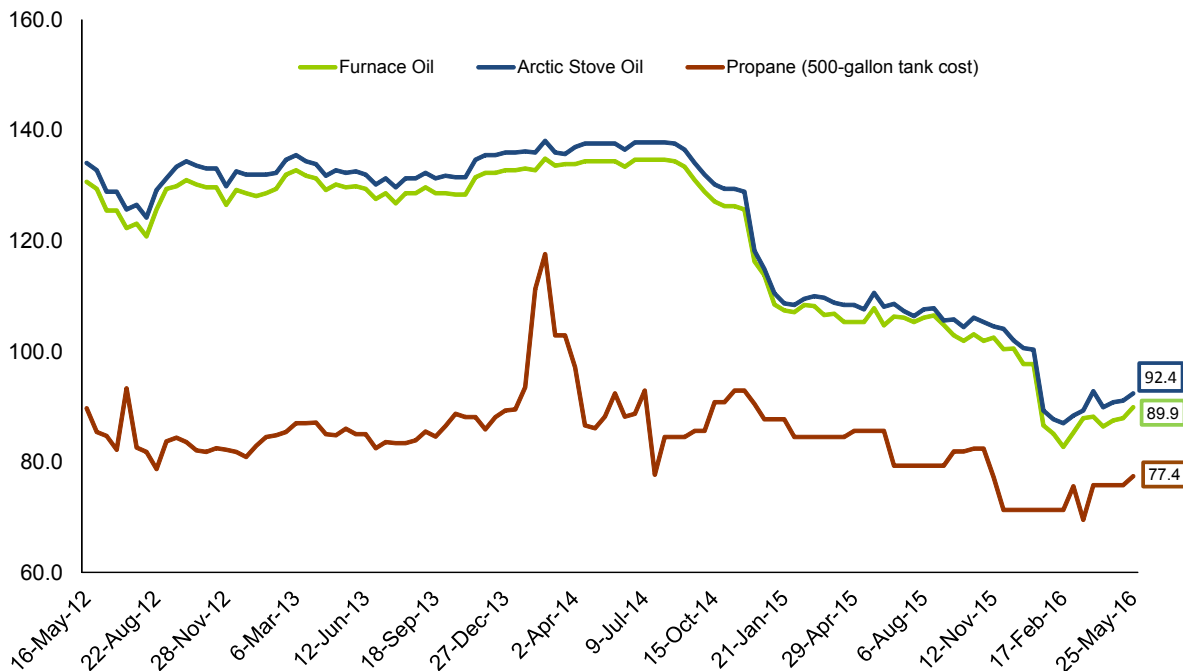
Average Prices as of May 25<sup>th</sup>, 2016

	Residential Heating Fuels			% Change May 27, 2015 to May 25, 2016		
	Furnace Oil	Arctic Stove Oil	Propane (500-gallon tank cost)	Furnace Oil	Arctic Stove Oil	Propane (500-gallon tank cost)
Whitehorse	89.9	92.4	77.4	-16.6%	-16.5%	-9.6%
Beaver Creek	98.1	99.3	-	n/a	-14.0%	-
Burwash Landing	96.9	95.6	-	n/a	-17.2%	-
Carcross	93.5	92.5	-	n/a	-16.6%	-
Carmacks	90.1	93.2	92.1	n/a	n/a	7.6%
Dawson City	97.8	98.7	92.1	n/a	-14.3%	7.6%
Destruction Bay	94.7	92.5	-	n/a	n/a	-
Faro	90.3	93.5	92.1	n/a	n/a	7.6%
Haines Junction	92.4	93.8	92.1	n/a	-13.1%	7.6%
Marsh Lake	89.9	93.0	-	n/a	n/a	-
Mayo	99.7	102.7	92.1	-16.0%	-12.5%	7.6%
Pelly Crossing	95.1	95.1	-	n/a	-16.2%	-
Ross River	91.4	94.5	92.1	n/a	n/a	7.6%
Stewart Crossing	92.0	95.1	-	n/a	n/a	-
Tagish	93.5	98.8	-	n/a	-16.6%	-
Teslin	93.8	93.2	92.1	n/a	-17.4%	7.6%
Watson Lake	96.1	92.4	92.1	-14.3%	-21.4%	7.6%

Notes: All prices are Canadian cents per litre, including all applicable taxes.  
 “-” indicates this service was not available in this community at this time.  
 “n/a” indicates this information was not available for the reporting period.

Comparing May 25<sup>th</sup>, 2016 to May 27<sup>th</sup>, 2015, Furnace Oil and Arctic Stove Oil prices decreased in all Yukon communities with data available. Prices for Propane heating fuel increased in all Yukon communities with the exception of Whitehorse.

Average Residential Bi-weekly Heating Fuel Prices, Whitehorse  
 May 2012 - May 2016  
 (cents per litre)



## Residential Heating Fuel Prices — Whitehorse

	Furnace Oil	Arctic Stove Oil	Propane (500-gallon tank cost)
25-May-16	89.9	92.4	77.4
11-May-16	87.9	91.1	75.8
27-Apr-16	87.5	90.8	75.8
13-Apr-16	86.4	89.9	75.8
30-Mar-16	88.2	92.8	75.8
16-Mar-16	87.9	89.3	69.5
2-Mar-16	85.3	88.4	75.6
17-Feb-16	82.7	87.0	71.3
3-Feb-16	85.1	87.7	71.3
20-Jan-16	86.6	89.3	71.3
6-Jan-16	97.7	100.3	71.3
22-Dec-15	97.7	100.6	71.3
9-Dec-15	100.5	102.0	71.3
25-Nov-15	100.4	104.1	71.3
12-Nov-15	102.5	104.5	77.2
28-Oct-15	101.9	105.3	82.4
14-Oct-15	103.1	106.1	82.4
30-Sep-15	101.9	104.4	81.9
16-Sep-15	102.9	105.8	81.9
2-Sep-15	104.8	105.6	79.3
19-Aug-15	106.5	107.8	79.3
6-Aug-15	106.1	107.6	79.3
22-Jul-15	105.3	106.4	79.3
8-Jul-15	106.1	107.3	79.3
24-Jun-15	106.3	108.6	79.3
10-Jun-15	104.7	108.1	85.6
27-May-15	107.8	110.6	85.6
13-May-15	105.3	107.6	85.6
Apr '15	105.8	108.5	84.9
Mar '15	107.4	109.9	84.5
Feb '15	107.8	109.0	84.5
Jan '15	108.0	109.6	87.7
Dec '14	115.1	116.6	89.1
Nov '14	126.0	129.2	92.9
Oct '14	127.4	130.5	89.1
Sep '14	132.2	135.3	85.1
Aug '14	134.6	137.7	84.5
Jul '14	134.7	137.8	85.3
Jun '14	134.1	137.2	88.5
May '14	134.4	137.6	90.3
Apr '14	134.2	137.4	89.9
Mar '14	133.8	135.9	102.9
Feb '14	133.9	137.1	114.5
Jan '14	133.0	136.1	91.5
Dec '13	132.6	135.8	88.7
Nov '13	131.9	135.1	87.0
Oct '13	128.5	131.6	87.8
Sep '13	129.2	131.8	85.1
Aug '13	128.6	131.3	83.7
Jul '13	127.7	130.5	83.5
Jun '13	128.5	131.1	83.8
May '13	129.9	132.6	85.3



## Residential Heating Fuel Prices — Beaver Creek

---

	Furnace Oil	Arctic Stove Oil	Propane (500 gallon tank)
25-May-16	98.1	99.3	-
11-May-16	95.3	96.9	-
27-Apr-16	95.9	97.4	-
13-Apr-16	96.2	95.8	-
30-Mar-16	96.2	100.9	-
16-Mar-16	96.2	95.8	-
2-Mar-16	92.0	93.1	-
17-Feb-16	89.9	93.0	-
3-Feb-16	95.1	96.3	-
20-Jan-16	95.1	98.9	-
6-Jan-16	105.6	106.6	-
22-Dec-15	105.6	107.5	-
9-Dec-15	109.8	109.8	-
25-Nov-15	109.8	111.8	-
12-Nov-15	109.8	112.6	-
28-Oct-15	109.8	113.5	-
14-Oct-15	109.8	113.0	-
30-Sep-15	109.8	111.4	-
16-Sep-15	109.8	113.0	-
2-Sep-15	109.8	109.6	-
19-Aug-15	115.1	113.6	-
6-Aug-15	115.1	114.1	-
22-Jul-15	115.1	114.4	-
8-Jul-15	115.1	114.9	-
24-Jun-15	115.1	114.6	-
10-Jun-15	115.1	116.5	-
27-May-15	n/a	115.4	-
13-May-15	115.1	114.1	-
Apr '15	115.1	117.8	-
Mar '15	115.1	117.2	-
Feb '15	115.1	114.0	-
Jan '15	-	110.4	-

## Residential Heating Fuel Prices — Burwash Landing

	Furnace Oil	Arctic Stove Oil	Propane (500 gallon tank)
25-May-16	96.9	95.6	-
11-May-16	93.4	95.0	-
27-Apr-16	92.7	94.3	-
13-Apr-16	92.4	93.4	-
30-Mar-16	92.4	99.1	-
16-Mar-16	92.4	93.9	-
2-Mar-16	88.2	93.9	-
17-Feb-16	86.1	89.8	-
3-Feb-16	91.4	96.5	-
20-Jan-16	91.4	97.0	-
6-Jan-16	101.9	105.0	-
22-Dec-15	101.9	106.8	-
9-Dec-15	106.1	107.9	-
25-Nov-15	106.1	109.9	-
12-Nov-15	107.6	110.7	-
28-Oct-15	107.6	110.9	-
14-Oct-15	106.1	109.2	-
30-Sep-15	107.6	109.5	-
16-Sep-15	107.6	109.2	-
2-Sep-15	113.4	107.7	-
19-Aug-15	116.0	111.7	-
6-Aug-15	116.0	112.2	-
22-Jul-15	116.0	112.5	-
8-Jul-15	116.0	113.0	-
24-Jun-15	116.0	112.7	-
10-Jun-15	116.0	114.6	-
27-May-15	n/a	115.4	-
13-May-15	111.3	112.2	-
Apr '15	116.0	114.7	-
Mar '15	118.4	115.3	-
Feb '15	116.0	112.1	-
Jan '15	120.8	110.4	-

## Residential Heating Fuel Prices — Carcross

	Furnace Oil	Arctic Stove Oil	Propane (500 gallon tank)
25-May-16	93.5	92.5	-
11-May-16	90.6	92.2	-
27-Apr-16	91.2	92.8	-
13-Apr-16	89.4	91.1	-
30-Mar-16	89.4	96.2	-
16-Mar-16	89.4	91.0	-
2-Mar-16	85.2	88.4	-
17-Feb-16	83.1	88.3	-
3-Feb-16	88.3	91.6	-
20-Jan-16	88.3	94.2	-
6-Jan-16	98.8	101.9	-
22-Dec-15	98.8	102.8	-
9-Dec-15	103.0	105.1	-
25-Nov-15	103.0	107.2	-
12-Nov-15	103.0	107.9	-
28-Oct-15	103.0	108.9	-
14-Oct-15	103.0	106.2	-
30-Sep-15	103.0	106.7	-
16-Sep-15	103.0	106.2	-
2-Sep-15	103.0	103.9	-
19-Aug-15	108.3	107.9	-
6-Aug-15	108.3	108.5	-
22-Jul-15	108.3	108.8	-
8-Jul-15	108.3	109.3	-
24-Jun-15	108.3	108.9	-
10-Jun-15	108.3	110.8	-
27-May-15	n/a	110.9	-
13-May-15	108.3	111.0	-
Apr '15	108.3	111.4	-
Mar '15	108.3	112.6	-
Feb '15	108.3	109.9	-
Jan '15	-	109.1	-

## Residential Heating Fuel Prices — Carmacks

	Furnace Oil	Arctic Stove Oil	Propane (500-gallon tank cost)
25-May-16	90.1	93.2	92.1
11-May-16	90.1	93.2	90.5
27-Apr-16	90.1	93.2	90.5
13-Apr-16	90.1	93.2	90.5
30-Mar-16	90.1	93.2	90.5
16-Mar-16	90.1	93.2	84.2
2-Mar-16	85.9	89.0	90.3
17-Feb-16	83.8	86.9	71.3
3-Feb-16	89.0	92.2	71.3
20-Jan-16	89.0	92.2	71.3
6-Jan-16	99.5	102.7	71.3
22-Dec-15	99.5	102.7	71.3
9-Dec-15	103.7	106.9	71.3
25-Nov-15	103.7	106.9	71.3
12-Nov-15	103.7	106.9	77.2
28-Oct-15	103.7	106.9	82.4
14-Oct-15	103.7	106.9	82.4
30-Sep-15	103.7	106.9	81.9
16-Sep-15	103.7	106.9	81.9
2-Sep-15	103.7	106.9	79.3
19-Aug-15	109.0	112.1	79.3
6-Aug-15	109.0	112.1	79.3
22-Jul-15	109.0	112.1	79.3
8-Jul-15	109.0	112.1	79.3
24-Jun-15	109.0	112.1	79.3
10-Jun-15	109.0	112.1	85.6
27-May-15	n/a	n/a	85.6
13-May-15	109.0	112.1	85.6
Apr '15	109.0	112.1	84.9
Mar '15	109.0	112.1	84.5
Feb '15	109.0	112.1	84.5
Jan '15	113.7	116.9	87.7
Dec '14	124.2	127.4	91.4
Nov '14	126.8	130.0	92.9
Oct '14	128.9	132.1	89.1
Sep '14	136.3	139.4	85.1
Aug '14	136.3	139.4	84.5
Jul '14	136.3	139.4	85.3
Jun '14	136.3	139.4	88.5
May '14	136.3	139.4	90.3
Apr '14	136.3	139.4	89.9
Mar '14	136.3	139.4	102.9
Feb '14	135.3	138.4	114.5
Jan '14	133.1	136.3	91.5
Dec '13	133.1	136.3	86.2
Nov '13	133.1	137.6	80.7
Oct '13	128.9	132.1	82.2
Sep '13	128.9	132.1	76.8
Aug '13	128.9	132.1	76.1
Jul '13	131.0	134.2	75.7
Jun '13	133.1	136.3	79.2
May '13	133.8	137.0	81.0

## Residential Heating Fuel Prices — Dawson City

	Furnace Oil	Arctic Stove Oil	Propane (500-gallon tank cost)
25-May-16	97.8	98.7	92.1
11-May-16	94.9	96.4	90.5
27-Apr-16	95.5	97.1	90.5
13-Apr-16	95.6	95.4	90.5
30-Mar-16	95.6	100.5	90.5
16-Mar-16	95.6	95.3	84.2
2-Mar-16	91.4	92.7	90.3
17-Feb-16	89.3	92.6	71.3
3-Feb-16	94.5	95.9	71.3
20-Jan-16	94.5	98.5	71.3
6-Jan-16	105.0	106.2	71.3
22-Dec-15	105.0	107.2	71.3
9-Dec-15	109.2	109.4	71.3
25-Nov-15	109.2	111.4	71.3
12-Nov-15	109.2	112.2	77.2
28-Oct-15	109.2	113.1	82.4
14-Oct-15	109.2	112.4	82.4
30-Sep-15	109.2	111.0	81.9
16-Sep-15	109.2	112.4	81.9
2-Sep-15	109.2	109.1	79.3
19-Aug-15	114.5	113.2	79.3
6-Aug-15	114.5	113.8	79.3
22-Jul-15	114.5	114.0	79.3
8-Jul-15	114.5	114.6	79.3
24-Jun-15	114.5	114.2	79.3
10-Jun-15	114.5	116.1	85.6
27-May-15	n/a	115.2	85.6
13-May-15	114.5	113.8	85.6
Apr '15	114.5	117.3	84.9
Mar '15	114.5	117.9	84.5
Feb '15	114.5	114.4	84.5
Jan '15	119.2	123.1	87.7
Dec '14	129.7	134.4	91.4
Nov '14	132.3	135.5	92.9
Oct '14	134.4	137.6	89.1
Sep '14	141.8	144.9	85.1
Aug '14	141.8	144.9	84.5
Jul '14	141.8	144.9	85.3
Jun '14	141.8	144.9	88.5
May '14	141.8	144.9	90.3
Apr '14	141.8	144.9	89.9
Mar '14	141.8	144.9	102.9
Feb '14	140.8	143.9	114.5
Jan '14	138.6	141.8	91.5
Dec '13	138.6	141.8	86.2
Nov '13	138.6	141.8	80.7
Oct '13	134.4	137.6	82.2
Sep '13	134.4	137.6	76.8
Aug '13	134.4	137.6	76.1
Jul '13	136.5	139.7	75.7
Jun '13	138.6	141.8	80.7
May '13	139.3	142.5	82.8

## Residential Heating Fuel Prices — Destruction Bay

	Furnace Oil	Arctic Stove Oil	Propane (500 gallon tank)
25-May-16	94.7	92.5	-
11-May-16	91.9	93.5	-
27-Apr-16	92.5	94.0	-
13-Apr-16	89.4	92.4	-
30-Mar-16	89.4	97.7	-
16-Mar-16	89.4	92.4	-
2-Mar-16	85.2	89.7	-
17-Feb-16	83.1	89.6	-
3-Feb-16	88.3	95.4	-
20-Jan-16	88.3	95.4	-
6-Jan-16	98.8	102.0	-
22-Dec-15	98.8	102.0	-
9-Dec-15	103.0	106.2	-
25-Nov-15	103.0	106.2	-
12-Nov-15	103.0	106.2	-
28-Oct-15	103.0	106.2	-
14-Oct-15	103.0	106.2	-
30-Sep-15	103.0	106.2	-
16-Sep-15	103.0	106.2	-
2-Sep-15	103.0	106.2	-
19-Aug-15	108.3	111.4	-
6-Aug-15	108.3	111.4	-
22-Jul-15	108.3	111.4	-
8-Jul-15	108.3	111.4	-
24-Jun-15	108.3	111.4	-
10-Jun-15	108.3	111.4	-
27-May-15	n/a	n/a	-
13-May-15	108.3	111.4	-
Apr '15	108.3	111.4	-
Mar '15	108.3	111.4	-
Feb '15	108.3	111.4	-

## Residential Heating Fuel Prices — Faro

	Furnace Oil	Arctic Stove Oil	Propane (500-gallon tank cost)
25-May-16	90.3	93.5	92.1
11-May-16	90.3	93.5	90.5
27-Apr-16	90.3	93.5	90.5
13-Apr-16	90.3	93.5	90.5
30-Mar-16	90.3	93.5	90.5
16-Mar-16	90.3	93.5	84.2
2-Mar-16	86.1	89.3	90.3
17-Feb-16	84.0	87.2	71.3
3-Feb-16	89.3	92.4	71.3
20-Jan-16	89.3	92.4	71.3
6-Jan-16	99.8	102.9	71.3
22-Dec-15	99.8	102.9	71.3
9-Dec-15	104.0	107.1	71.3
25-Nov-15	104.0	107.1	71.3
12-Nov-15	104.0	107.1	77.2
28-Oct-15	104.0	107.1	82.4
14-Oct-15	104.0	107.1	82.4
30-Sep-15	104.0	107.1	81.9
16-Sep-15	104.0	107.1	81.9
2-Sep-15	104.0	107.1	79.3
19-Aug-15	109.2	112.4	79.3
6-Aug-15	109.2	112.4	79.3
22-Jul-15	109.2	112.4	79.3
8-Jul-15	109.2	112.4	79.3
24-Jun-15	109.2	112.4	79.3
10-Jun-15	109.2	112.4	85.6
27-May-15	n/a	n/a	85.6
13-May-15	109.2	112.4	85.6
Apr '15	109.2	112.4	84.9
Mar '15	109.2	112.4	84.5
Feb '15	109.2	112.4	84.5
Jan '15	114.0	117.1	87.7
Dec '14	124.5	127.6	91.4
Nov '14	127.1	130.2	92.9
Oct '14	129.2	132.3	89.1
Sep '14	136.5	139.7	85.1
Aug '14	136.5	139.7	84.5
Jul '14	136.5	139.7	85.3
Jun '14	136.5	139.7	88.5
May '14	136.5	139.7	90.3
Apr '14	136.5	139.7	89.9
Mar '14	136.5	139.7	102.9
Feb '14	135.5	138.7	114.5
Jan '14	133.4	136.5	91.5
Dec '13	133.4	136.5	86.2
Nov '13	133.4	136.5	80.7
Oct '13	129.2	132.3	82.2
Sep '13	129.2	132.3	76.8
Aug '13	129.2	132.3	76.1
Jul '13	131.3	134.4	75.7
Jun '13	133.4	136.5	80.7
May '13	134.1	137.2	82.8

## Residential Heating Fuel Prices — Haines Junction

	Furnace Oil	Arctic Stove Oil	Propane (500-gallon tank cost)
25-May-16	92.4	93.8	92.1
11-May-16	89.6	92.8	90.5
27-Apr-16	90.1	91.8	90.5
13-Apr-16	87.3	90.9	90.5
30-Mar-16	87.3	94.4	90.5
16-Mar-16	87.3	90.0	84.2
2-Mar-16	83.1	87.8	90.3
17-Feb-16	81.0	86.3	71.3
3-Feb-16	86.2	86.6	71.3
20-Jan-16	86.2	90.8	71.3
6-Jan-16	96.7	97.9	71.3
22-Dec-15	96.7	99.4	71.3
9-Dec-15	100.9	102.8	71.3
25-Nov-15	100.9	104.7	71.3
12-Nov-15	100.9	106.3	77.2
28-Oct-15	100.9	106.5	82.4
14-Oct-15	100.9	105.6	82.4
30-Sep-15	100.9	104.4	81.9
16-Sep-15	100.9	104.1	81.9
2-Sep-15	100.9	103.2	79.3
19-Aug-15	106.2	106.9	79.3
6-Aug-15	106.2	107.3	79.3
22-Jul-15	106.2	107.5	79.3
8-Jul-15	106.2	109.2	79.3
24-Jun-15	106.2	107.6	79.3
10-Jun-15	106.2	108.2	85.6
27-May-15	n/a	107.9	85.6
13-May-15	106.2	106.2	85.6
Apr '15	106.2	104.7	84.9
Mar '15	106.2	109.1	84.5
Feb '15	106.2	107.0	84.5
Jan '15	110.9	104.7	87.7
Dec '14	121.4	116.4	91.4
Nov '14	124.0	126.5	92.9
Oct '14	126.1	128.3	89.1
Sep '14	133.5	131.6	85.1
Aug '14	133.5	133.7	84.5
Jul '14	133.5	132.9	85.3
Jun '14	133.5	133.7	88.5
May '14	133.5	134.5	90.3
Apr '14	133.5	133.8	89.9
Mar '14	133.5	133.9	102.9
Feb '14	132.5	132.6	114.5
Jan '14	130.3	130.0	91.5
Dec '13	130.3	126.3	86.2
Nov '13	130.3	126.4	80.7
Oct '13	126.1	124.1	82.2
Sep '13	126.1	127.2	76.8
Aug '13	126.1	122.4	76.1
Jul '13	128.2	123.5	75.7
Jun '13	130.3	124.5	79.2
May '13	131.0	131.0	81.0



## Residential Heating Fuel Prices — Marsh Lake

	Furnace Oil	Arctic Stove Oil	Propane (500 gallon tank)
25-May-16	89.9	93.0	-
11-May-16	89.9	93.0	-
27-Apr-16	89.9	93.0	-
13-Apr-16	89.9	93.0	-
30-Mar-16	89.9	93.0	-
16-Mar-16	89.9	93.0	-
2-Mar-16	85.7	88.8	-
17-Feb-16	83.1	86.2	-
3-Feb-16	88.3	91.5	-
20-Jan-16	88.3	91.5	-
6-Jan-16	98.8	102.0	-
22-Dec-15	98.8	102.0	-
9-Dec-15	103.0	106.2	-
25-Nov-15	103.0	106.2	-
12-Nov-15	103.0	106.2	-
28-Oct-15	103.0	106.2	-
14-Oct-15	103.0	106.2	-
30-Sep-15	103.0	106.2	-
16-Sep-15	103.0	106.2	-
2-Sep-15	103.0	106.2	-
19-Aug-15	108.3	111.4	-
6-Aug-15	108.3	111.4	-
22-Jul-15	108.3	111.4	-
8-Jul-15	108.3	111.4	-
24-Jun-15	108.3	111.4	-
10-Jun-15	108.3	111.4	-
27-May-15	n/a	n/a	-
13-May-15	108.3	111.4	-
Apr '15	108.3	111.4	-
Mar '15	108.3	111.4	-
Feb '15	108.3	111.4	-

## Residential Heating Fuel Prices — Mayo

	Furnace Oil	Arctic Stove Oil	Propane (500-gallon tank cost)
25-May-16	99.7	102.7	92.1
11-May-16	97.8	99.9	90.5
27-Apr-16	98.2	100.3	90.5
13-Apr-16	99.5	99.2	90.5
30-Mar-16	99.5	102.6	90.5
16-Mar-16	100.1	99.4	84.2
2-Mar-16	98.0	97.7	90.3
17-Feb-16	96.9	97.6	71.3
3-Feb-16	99.5	99.9	71.3
20-Jan-16	104.8	105.1	71.3
6-Jan-16	111.1	110.9	71.3
22-Dec-15	111.1	111.5	71.3
9-Dec-15	113.2	113.1	71.3
25-Nov-15	113.2	114.4	71.3
12-Nov-15	117.4	116.7	77.2
28-Oct-15	114.2	116.2	82.4
14-Oct-15	114.2	117.4	82.4
30-Sep-15	114.2	114.8	81.9
16-Sep-15	114.2	117.4	81.9
2-Sep-15	116.3	114.3	79.3
19-Aug-15	119.0	117.0	79.3
6-Aug-15	119.0	117.4	79.3
22-Jul-15	119.0	117.5	79.3
8-Jul-15	119.0	117.9	79.3
24-Jun-15	119.0	117.6	79.3
10-Jun-15	119.0	118.9	85.6
27-May-15	118.7	117.4	85.6
13-May-15	119.0	117.4	85.6
Apr '15	119.0	120.5	84.9
Mar '15	118.9	120.0	84.5
Feb '15	119.0	117.8	84.5
Jan '15	117.6	116.7	87.7
Dec '14	129.7	134.8	89.1
Nov '14	140.3	140.3	92.9
Oct '14	142.4	142.4	89.1
Sep '14	149.7	149.7	85.1
Aug '14	149.7	149.7	84.5
Jul '14	149.7	149.7	85.3
Jun '14	149.7	149.7	88.5
May '14	149.7	149.7	90.3
Apr '14	149.7	149.7	89.9
Mar '14	149.7	149.7	102.9
Feb '14	148.7	148.7	114.5
Jan '14	146.6	146.6	91.5
Dec '13	146.6	146.6	86.2
Nov '13	143.4	146.6	80.7
Oct '13	139.2	142.4	82.2
Sep '13	139.2	142.4	76.8
Aug '13	139.2	142.4	76.1
Jul '13	141.3	144.5	75.7
Jun '13	143.4	146.6	80.7
May '13	144.1	147.3	82.8

## Residential Heating Fuel Prices — Pelly Crossing

	Furnace Oil	Arctic Stove Oil	Propane (500 gallon tank)
25-May-16	95.1	95.1	-
11-May-16	92.2	93.8	-
27-Apr-16	92.8	94.4	-
13-Apr-16	92.0	92.8	-
30-Mar-16	92.0	97.8	-
16-Mar-16	92.0	92.7	-
2-Mar-16	87.8	90.0	-
17-Feb-16	85.7	89.9	-
3-Feb-16	90.9	93.2	-
20-Jan-16	90.9	95.8	-
6-Jan-16	101.4	103.5	-
22-Dec-15	101.4	104.5	-
9-Dec-15	105.6	106.7	-
25-Nov-15	105.6	108.8	-
12-Nov-15	105.6	109.6	-
28-Oct-15	105.6	110.5	-
14-Oct-15	105.6	108.8	-
30-Sep-15	105.6	108.0	-
16-Sep-15	105.6	108.8	-
2-Sep-15	105.6	106.5	-
19-Aug-15	110.9	110.6	-
6-Aug-15	110.9	111.1	-
22-Jul-15	110.9	111.4	-
8-Jul-15	110.9	111.9	-
24-Jun-15	110.9	111.5	-
10-Jun-15	110.9	113.5	-
27-May-15	n/a	113.5	-
13-May-15	110.9	111.1	-
Apr '15	110.9	114.0	-
Mar '15	110.9	114.7	-
Feb '15	110.9	112.0	-
Jan '15	-	110.6	-

## Residential Heating Fuel Prices — Ross River

	Furnace Oil	Arctic Stove Oil	Propane (500-gallon tank cost)
25-May-16	91.4	94.5	92.1
11-May-16	91.4	94.5	90.5
27-Apr-16	91.4	94.5	90.5
13-Apr-16	91.4	94.5	90.5
30-Mar-16	91.4	94.5	90.5
16-Mar-16	91.4	94.5	84.2
2-Mar-16	87.2	90.3	90.3
17-Feb-16	85.1	88.2	71.3
3-Feb-16	90.3	93.5	71.3
20-Jan-16	90.3	93.5	71.3
6-Jan-16	100.8	104.0	71.3
22-Dec-15	100.8	104.0	71.3
9-Dec-15	105.0	108.2	71.3
25-Nov-15	105.0	108.2	71.3
12-Nov-15	105.0	108.2	77.2
28-Oct-15	105.0	108.2	82.4
14-Oct-15	105.0	108.2	82.4
30-Sep-15	105.0	108.2	81.9
16-Sep-15	105.0	108.2	81.9
2-Sep-15	105.0	108.2	79.3
19-Aug-15	110.9	114.0	79.3
6-Aug-15	110.9	114.0	79.3
22-Jul-15	110.9	114.0	79.3
8-Jul-15	110.9	114.0	79.3
24-Jun-15	110.9	114.0	79.3
10-Jun-15	110.9	114.0	85.6
27-May-15	n/a	n/a	85.6
13-May-15	110.3	113.4	85.6
Apr '15	110.3	113.4	84.9
Mar '15	110.3	113.4	84.5
Feb '15	110.3	113.4	84.5
Jan '15	115.0	118.2	87.7
Dec '14	125.5	128.7	91.4
Nov '14	128.1	131.3	92.9
Oct '14	130.2	133.4	89.1
Sep '14	137.6	140.7	85.1
Aug '14	137.6	140.7	84.5
Jul '14	137.6	140.7	85.3
Jun '14	137.6	140.7	88.5
May '14	137.6	140.7	90.3
Apr '14	137.6	140.7	89.9
Mar '14	137.6	140.7	102.9
Feb '14	136.6	139.7	114.5
Jan '14	134.4	137.6	91.5
Dec '13	134.4	137.6	86.2
Nov '13	134.4	137.6	80.7
Oct '13	130.2	133.4	82.2
Sep '13	130.2	133.4	76.8
Aug '13	130.2	133.4	76.1
Jul '13	132.3	135.5	75.7
Jun '13	134.4	137.6	80.7
May '13	135.1	138.3	82.8

## Residential Heating Fuel Prices — Stewart Crossing

	Furnace Oil	Arctic Stove Oil	Propane (500 gallon tank)
25-May-16	92.0	95.1	-
11-May-16	92.0	95.1	-
27-Apr-16	92.0	95.1	-
13-Apr-16	92.0	95.1	-
30-Mar-16	92.0	95.1	-
16-Mar-16	92.0	95.1	-
2-Mar-16	87.8	90.9	-
17-Feb-16	85.7	88.8	-
3-Feb-16	90.9	94.1	-
20-Jan-16	90.9	94.1	-
6-Jan-16	101.4	104.6	-
22-Dec-15	101.4	104.6	-
9-Dec-15	105.6	108.8	-
25-Nov-15	105.6	108.8	-
12-Nov-15	105.6	108.8	-
28-Oct-15	105.6	108.8	-
14-Oct-15	105.6	108.8	-
30-Sep-15	105.6	108.8	-
16-Sep-15	105.6	108.8	-
2-Sep-15	105.6	108.8	-
19-Aug-15	110.9	114.0	-
6-Aug-15	110.9	114.0	-
22-Jul-15	110.9	114.0	-
8-Jul-15	110.9	114.0	-
24-Jun-15	110.9	114.0	-
10-Jun-15	110.9	114.0	-
27-May-15	n/a	n/a	-
13-May-15	110.9	114.0	-
Apr '15	110.9	114.0	-
Mar '15	110.9	114.0	-
Feb '15	110.9	114.0	-

## Residential Heating Fuel Prices — Tagish & Teslin

	Tagish		
	Furnace Oil	Arctic Stove Oil	Propane (500-gallon tank cost)
25-May-16	93.5	98.8	-
11-May-16	90.6	96.5	-
27-Apr-16	91.2	96.8	-
13-Apr-16	89.4	95.8	-
30-Mar-16	89.4	99.1	-
16-Mar-16	89.4	95.7	-
2-Mar-16	85.2	93.9	-
17-Feb-16	83.1	93.9	-
3-Feb-16	88.3	96.1	-
20-Jan-16	88.3	101.3	-
6-Jan-16	98.8	106.4	-
22-Dec-15	98.8	108.8	-
9-Dec-15	103.0	110.3	-
25-Nov-15	103.0	111.7	-
12-Nov-15	103.0	112.2	-
28-Oct-15	103.0	112.8	-
14-Oct-15	103.0	113.5	-
30-Sep-15	103.0	111.4	-
16-Sep-15	103.0	116.1	-
2-Sep-15	103.0	111.3	-
19-Aug-15	108.3	114.0	-
6-Aug-15	108.3	114.3	-
22-Jul-15	108.3	114.5	-
8-Jul-15	108.3	114.8	-
24-Jun-15	108.3	114.6	-
10-Jun-15	108.3	115.9	-
27-May-15	n/a	118.4	-
13-May-15	108.3	116.0	-
Apr '15	108.3	115.5	-
Mar '15	108.3	119.3	-
Feb '15	108.3	113.6	-
Jan '15	-	124.4	-
Dec '14	-	136.5	-
Nov '14	-	142.8	-
Oct '14	-	147.0	-
Sep '14	-	149.1	-
Aug '14	-	149.1	-
Jul '14	-	149.1	-
Jun '14	-	149.1	-
May '14	-	149.1	-
Apr '14	-	149.1	-
Mar '14	-	147.6	-
Feb '14	-	146.0	-
Jan '14	-	143.9	-
Dec '13	-	140.2	-
Nov '13	-	136.5	-
Oct '13	-	136.5	-
Sep '13	-	136.5	-
Aug '13	-	136.5	-
Jul '13	-	136.5	-
Jun '13	-	136.5	-
May '13	-	136.5	-

	Teslin		
	Furnace Oil	Arctic Stove Oil	Propane (500-gallon tank cost)
25-May-16	93.8	93.2	92.1
11-May-16	91.0	92.6	90.5
27-Apr-16	91.6	93.1	90.5
13-Apr-16	90.1	91.5	90.5
30-Mar-16	90.1	96.5	90.5
16-Mar-16	90.1	91.4	84.2
2-Mar-16	85.9	88.8	90.3
17-Feb-16	83.8	88.7	71.3
3-Feb-16	89.0	92.0	71.3
20-Jan-16	89.0	94.6	71.3
6-Jan-16	99.5	102.3	71.3
22-Dec-15	99.5	103.2	71.3
9-Dec-15	103.7	105.5	71.3
25-Nov-15	103.7	107.5	71.3
12-Nov-15	103.7	108.3	77.2
28-Oct-15	103.7	109.3	82.4
14-Oct-15	103.7	106.9	82.4
30-Sep-15	103.7	107.1	81.9
16-Sep-15	103.7	106.9	81.9
2-Sep-15	103.7	105.3	79.3
19-Aug-15	109.0	109.3	79.3
6-Aug-15	109.0	109.8	79.3
22-Jul-15	109.0	110.1	79.3
8-Jul-15	109.0	110.6	79.3
24-Jun-15	109.0	110.3	79.3
10-Jun-15	109.0	112.2	85.6
27-May-15	n/a	112.9	85.6
13-May-15	109.0	109.8	85.6
Apr '15	109.0	112.0	84.9
Mar '15	109.0	112.9	84.5
Feb '15	109.0	110.3	84.5
Jan '15	113.8	115.4	87.7
Dec '14	124.3	127.5	91.4
Nov '14	126.9	130.1	92.9
Oct '14	129.0	132.2	89.1
Sep '14	136.4	139.5	85.1
Aug '14	136.4	139.5	84.5
Jul '14	136.4	139.5	85.3
Jun '14	136.4	139.5	88.5
May '14	136.4	139.4	90.3
Apr '14	136.4	139.4	89.9
Mar '14	136.4	139.4	102.9
Feb '14	135.4	138.4	114.5
Jan '14	133.2	136.3	91.5
Dec '13	133.2	136.3	86.2
Nov '13	133.0	136.1	80.7
Oct '13	128.6	131.8	82.2
Sep '13	128.1	131.3	76.8
Aug '13	126.6	129.7	76.1
Jul '13	130.7	133.9	75.7
Jun '13	133.1	136.3	79.2
May '13	131.7	134.9	81.0

## Residential Heating Fuel Prices — Watson Lake

	Furnace Oil	Arctic Stove Oil	Propane (500-gallon tank cost)
25-May-16	96.1	92.4	92.1
11-May-16	93.2	94.8	90.5
27-Apr-16	93.9	95.4	90.5
13-Apr-16	89.3	93.8	90.5
30-Mar-16	89.3	98.9	90.5
16-Mar-16	89.3	93.7	84.2
2-Mar-16	85.1	91.1	90.3
17-Feb-16	83.0	90.9	71.3
3-Feb-16	88.2	94.3	71.3
20-Jan-16	87.1	94.7	71.3
6-Jan-16	98.9	104.2	71.3

22-Dec-15	99.0	104.9	71.3
9-Dec-15	102.5	107.8	71.3
25-Nov-15	108.3	112.6	71.3
12-Nov-15	110.0	114.3	77.2
28-Oct-15	110.1	115.0	82.4
14-Oct-15	108.2	112.0	82.4
30-Sep-15	108.8	112.8	81.9
16-Sep-15	104.3	108.0	81.9
2-Sep-15	105.5	109.2	79.3
19-Aug-15	107.9	111.8	79.3
6-Aug-15	106.4	111.1	79.3
22-Jul-15	107.3	111.9	79.3
8-Jul-15	107.9	112.6	79.3
24-Jun-15	109.6	113.7	79.3
10-Jun-15	108.9	114.3	85.6
27-May-15	112.2	117.6	85.6
13-May-15	111.1	114.2	85.6

	Furnace Oil	Arctic Stove Oil	Propane (500-gallon tank cost)
Apr '15	108.8	113.0	84.9
Mar '15	118.6	119.6	84.5
Feb '15	117.3	118.7	84.5
Jan '15	115.7	118.5	87.7

Dec '14	127.6	130.3	91.4
Nov '14	136.9	139.7	92.9
Oct '14	134.3	137.1	89.1
Sep '14	138.2	141.0	85.1
Aug '14	138.3	141.1	84.5
Jul '14	137.8	140.6	85.3
Jun '14	140.2	143.0	88.5
May '14	144.6	146.7	90.3
Apr '14	144.4	147.2	89.9
Mar '14	145.8	148.4	102.9
Feb '14	146.5	149.3	114.5
Jan '14	144.6	147.3	91.5

Dec '13	146.4	149.0	86.2
Nov '13	139.7	142.5	80.7
Oct '13	136.1	138.9	82.2
Sep '13	133.9	136.7	76.8
Aug '13	131.8	134.6	76.1
Jul '13	132.2	135.0	75.7
Jun '13	132.2	135.0	75.7
Jul '13	132.2	135.0	75.7
Jun '13	132.9	135.7	79.2
May '13	134.4	137.2	81.0

Information collected by Yukon Bureau of Statistics  
for the Department of Energy, Mines and Resources.

Next release: June 24<sup>th</sup>, 2016