



Retail Motor Fuel Prices in Yukon

Average Prices as of May 24, 2017

	Self-serve			% Change May 25, 2016 to May 24, 2017		
	regular	premium	diesel	regular	premium	diesel
Whitehorse	116.4	125.6	115.0	6.4%	6.8%	9.2%
Beaver Creek	127.6	159.9	137.3	8.1%	11.9%	11.1%
Burwash Landing	120.9	130.9	118.9	14.2%	12.9%	8.2%
Carcross	129.9	-	129.9	8.3%	-	4.0%
Carmacks	124.9	134.9	127.4	8.7%	14.9%	10.9%
Dawson City	135.7	141.7	137.8	4.9%	2.9%	7.7%
Destruction Bay	127.9	137.9	125.9	-3.0%	-3.5%	3.3%
Eagle Plains	145.0	-	145.0	0.0%	-	0.0%
Faro	127.9	-	132.9	16.4%	-	22.0%
Haines Junction	122.2	129.2	122.2	8.9%	7.3%	10.5%
Jake's Corner	116.8	129.8	116.8	6.4%	8.3%	17.0%
Mayo	119.9	-	114.2	-0.8%	-	1.2%
Pelly Crossing	127.9	-	127.9	6.6%	-	8.4%
Ross River	129.9	-	129.9	8.4%	-	16.3%
Stewart Crossing	126.9	132.9	123.9	5.8%	5.6%	5.1%
Teslin	120.4	130.9	118.9	5.7%	5.6%	5.3%
Watson Lake	117.2	134.4	117.9	6.6%	19.0%	12.9%

As of May 24, 2017, average **regular self-serve** gasoline prices ranged from 116.4¢ per litre in Whitehorse to 145.0¢ per litre in Eagle Plains; a difference of 28.6¢. In communities offering **premium self-serve** gasoline, prices ranged from 125.6¢ in Whitehorse to 159.9¢ in Beaver Creek; a difference of 34.3¢. **Diesel self-serve** prices ranged from 114.2¢ in Mayo to 145.0¢ in Eagle Plains; a difference of 30.8¢ per litre.

Comparing May 24, 2017 to May 25, 2016, **regular self-serve** gasoline prices increased in all Yukon communities (with the exceptions of Destruction Bay and Mayo) ranging from 4.9% in Dawson City to 16.4% in Faro. Prices remained the same in Eagle Plains. **Diesel self-serve** prices increased in all Yukon communities (with the exceptions of Eagle Plains) ranging from 1.2% in Mayo to 22.0% in Faro.

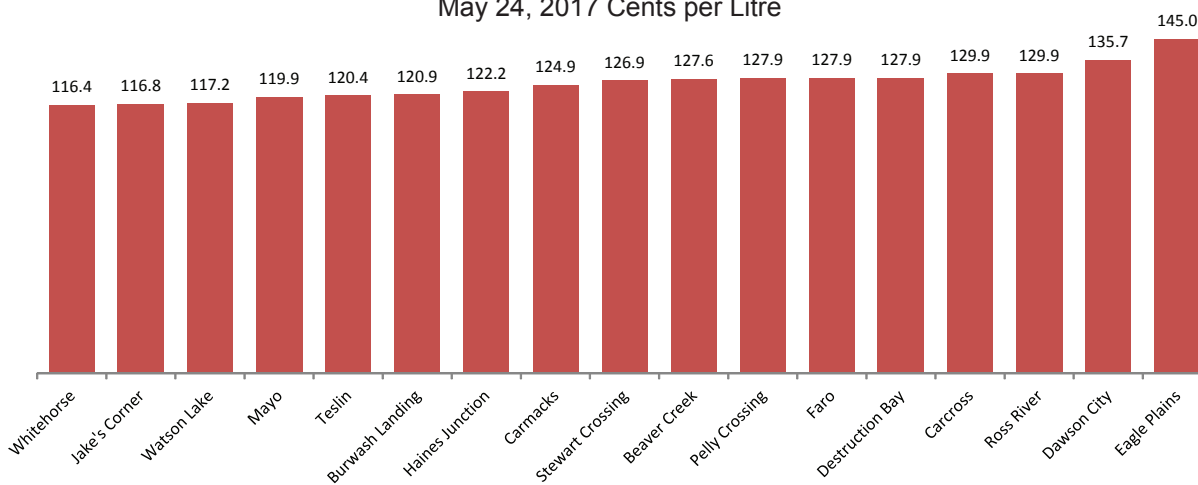
	Full-serve				% Change May 25, 2016 to May 24, 2017			
	regular	premium	diesel	propane	regular	premium	diesel	propane
Whitehorse	116.9	126.2	114.9	94.2	6.4%	6.4%	6.2%	6.0%
Dawson City	-	-	-	135.0	-	-	-	0.0%
Destruction Bay	-	-	-	126.9	-	-	-	-2.4%
Eagle Plains	-	-	-	140.0	-	-	-	0.0%
Haines Junction	-	-	-	n/a	-	-	-	n/a
Jake's Corner	-	-	-	115.0	-	-	-	4.5%
Mayo	128.9	-	123.9	-	11.2%	-	3.3%	-
Teslin	-	-	-	102.0	-	-	-	-2.9%
Watson Lake	-	-	-	105.9	-	-	-	0.0%

In communities offering **full-serve propane** fuel services, prices ranged from 94.2¢ per litre in Whitehorse to 140.0¢ per litre in Eagle Plains; a difference of 45.8¢. Year-over-year, prices of full-serve propane: decreased in Destruction Bay and Teslin; increased in Whitehorse and Jake's Corner; and remained the same in Dawson City, Eagle Plains, and Watson Lake.

Notes:

All prices are Canadian cents per litre, including all applicable taxes.
 "n/a" indicates this information was not available for the reporting period.
 "-" Indicates this service was not available in this community at this time.

Average Self-Serve Gasoline Prices
May 24, 2017 Cents per Litre

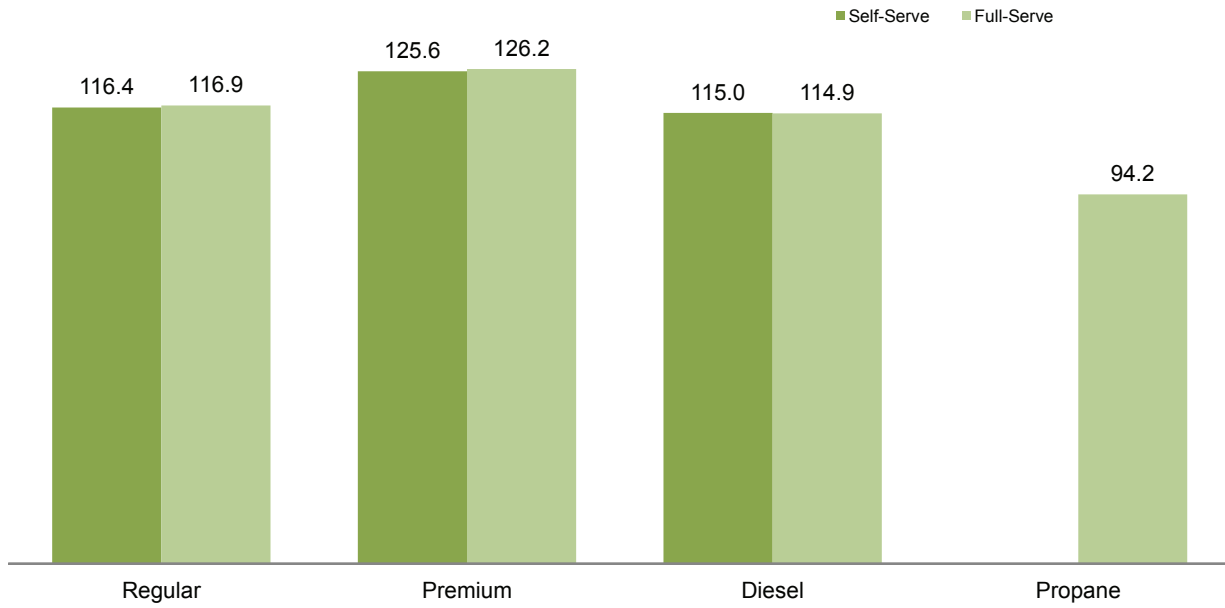


Retail Motor Fuel Prices — Whitehorse

	Self-serve			Full-serve			
	regular	premium	diesel	regular	premium	diesel	propane
24-May-17	116.4	125.6	115.0	116.9	126.2	114.9	94.2
10-May-17	116.5	125.0	115.5	116.9	126.2	114.9	92.9
26-Apr-17	117.7	126.5	115.2	117.9	125.6	114.2	92.6
12-Apr-17	119.4	127.6	115.1	119.9	127.2	115.6	93.2
29-Mar-17	119.4	127.6	116.6	119.9	127.2	115.6	94.6
15-Mar-17	119.4	127.6	115.5	119.9	127.2	115.6	94.6
1-Mar-17	119.4	127.6	115.5	119.9	127.2	115.6	101.0
15-Feb-17	119.0	126.9	115.0	118.6	125.9	114.2	93.9
1-Feb-17	119.4	127.9	120.3	119.9	127.2	130.2	93.9
18-Jan-17	119.4	127.9	120.3	119.9	127.2	130.2	93.9
4-Jan-17	119.4	127.9	114.8	119.9	127.2	113.9	90.6
21-Dec-16	111.7	120.6	112.5	111.9	122.2	111.9	89.9
7-Dec-16	111.7	121.5	112.3	111.9	122.2	111.9	89.9
23-Nov-16	112.1	121.6	112.3	111.9	122.2	111.9	91.6
9-Nov-16	113.7	122.9	114.6	113.6	125.2	115.2	88.9
26-Oct-16	115.7	124.8	113.1	115.9	126.2	115.2	88.9
12-Oct-16	115.6	124.8	110.6	115.9	126.2	113.3	87.6
28-Sep-16	115.6	124.8	109.1	115.9	126.2	108.9	87.6
14-Sep-16	115.6	124.4	109.1	115.9	126.2	108.9	89.6
31-Aug-16	115.6	124.8	109.1	115.9	126.2	108.9	88.9
17-Aug-16	115.6	125.3	109.1	115.9	126.2	108.9	87.6
3-Aug-16	115.8	125.2	109.1	115.9	126.2	108.9	89.6
20-Jul-16	117.3	126.3	109.8	117.9	126.9	110.6	90.4
6-Jul-16	117.3	126.3	109.5	117.9	125.9	110.2	90.4
22-Jun-16	123.7	132.0	108.0	125.2	136.6	108.9	90.4
8-Jun-16	119.4	128.0	108.5	119.9	128.9	108.9	88.9
25-May-16	109.4	117.6	105.3	109.9	118.6	108.2	88.9
11-May-16	109.4	117.2	101.3	109.9	118.6	105.2	88.9
Apr '16	102.1	111.5	98.3	101.8	114.8	106.7	89.1
Mar '16	96.8	107.3	97.7	97.5	113.2	105.6	88.4
Feb '16	92.0	103.6	98.6	93.7	111.1	105.7	91.6
Jan '16	99.8	107.9	110.7	100.6	119.6	116.5	94.3
Dec '15	99.9	108.1	112.7	101.8	120.8	119.8	95.0
Nov '15	112.4	119.6	119.4	114.9	127.9	122.9	94.0
Oct '15	119.9	127.3	121.0	119.9	131.7	123.9	93.8
Sep '15	120.5	128.5	121.7	122.8	134.7	123.9	93.9
Aug '15	124.9	132.4	122.1	126.1	136.0	123.9	94.6
Jul '15	119.9	128.0	122.5	122.3	133.2	124.2	94.0
Jun '15	118.4	125.9	122.6	117.7	129.2	131.2	97.3
May '15	113.4	120.5	122.8	114.2	127.4	132.0	96.3
Apr '15	108.9	116.5	124.3	110.3	124.9	132.6	97.4
Mar '15	106.1	114.5	128.7	108.8	124.2	133.2	97.9
Feb '15	99.1	108.2	127.3	101.8	118.6	130.4	96.8
Jan '15	101.9	110.6	131.4	103.3	121.4	134.2	98.1
Dec '14	118.6	127.6	139.7	119.6	132.0	141.5	98.5
Nov '14	128.3	138.8	145.5	129.3	143.4	146.9	103.0
Oct '14	132.5	142.0	145.2	134.9	145.9	148.6	105.0
Sep '14	134.6	144.1	145.7	137.2	147.7	148.9	103.7
Aug '14	134.7	144.2	146.1	137.2	147.7	148.9	103.8
Jul '14	141.0	149.6	147.1	142.8	150.5	149.3	105.1
Jun '14	141.5	150.1	148.6	143.1	151.6	151.8	116.6
May '14	140.5	149.2	149.0	142.2	150.8	152.2	119.2

Retail Motor Fuel Prices — Whitehorse

Average Fuel Prices, as of May 24, 2017
(cents per litre)



Average Self-Serve Bi-weekly Fuel Prices,
May 2013 - May 2017
(cents per litre)



Retail Motor Fuel Prices - Beaver Creek & Burwash Landing

	Beaver Creek Self-serve		
	regular	premium	diesel
24-May-17	127.6	159.9	137.3
10-May-17	133.3	159.9	137.9
26-Apr-17	137.6	159.9	140.6
12-Apr-17	138.9	159.9	145.9
29-Mar-17	144.9	159.9	154.9
15-Mar-17	144.9	159.9	154.9
1-Mar-17	144.0	159.0	154.0
15-Feb-17	144.9	159.9	154.9
1-Feb-17	144.9	159.9	149.9
18-Jan-17	144.9	150.9	149.9
4-Jan-17	144.9	159.9	149.9
21-Dec-16	139.9	159.9	149.9
7-Dec-16	139.9	159.9	149.9
23-Nov-16	139.9	159.9	149.9
9-Nov-16	139.9	159.9	137.9
26-Oct-16	133.2	159.9	136.2
12-Oct-16	133.2	159.9	136.2
28-Sep-16	133.2	159.9	136.2
14-Sep-16	133.2	159.9	135.6
31-Aug-16	133.2	159.9	135.6
17-Aug-16	133.2	159.9	135.6
3-Aug-16	133.2	159.9	135.6
20-Jul-16	135.2	159.9	135.6
6-Jul-16	140.6	159.9	124.9
22-Jun-16	143.6	159.9	128.2
8-Jun-16	118.0	142.9	123.6
25-May-16	118.0	142.9	123.6
11-May-16	124.9	142.9	150.6
Apr '16	127.6	142.9	141.9
Mar '16	127.9	142.2	131.2
Feb '16	131.9	141.9	137.4
Jan '16	139.9	152.9	149.9
Dec '15	147.4	160.4	154.9
Nov '15	154.9	167.9	159.9
Oct '15	152.6	167.9	163.3
Sep '15	149.2	167.9	166.6
Aug '15	150.2	167.9	166.6
Jul '15	149.1	167.9	166.6
Jun '15	141.1	160.4	164.9
May '15	137.9	152.9	163.6
Apr '15	141.2	152.9	164.6
Mar '15	142.9	165.9	169.9
Feb '15	142.9	165.9	169.9
Jan '15	147.9	165.9	169.9
Dec '14	160.4	173.9	173.4
Nov '14	167.9	181.9	176.9
Oct '14	165.9	181.9	179.0
Sep '14	165.9	181.9	180.6
Aug '14	166.3	181.9	180.6
Jul '14	166.6	181.9	178.6
Jun '14	165.9	179.9	180.6
May '14	169.3	184.9	186.4

	Burwash Landing Self-serve		
	regular	premium	diesel
24-May-17	120.9	130.9	118.9
10-May-17	120.9	130.9	118.9
26-Apr-17	125.9	135.9	118.9
12-Apr-17	125.9	135.9	118.9
29-Mar-17	125.9	135.9	118.9
15-Mar-17	125.9	135.9	118.9
1-Mar-17	n/a	n/a	n/a
15-Feb-17	125.9	135.9	118.9
1-Feb-17	125.9	135.9	118.9
18-Jan-17	125.9	135.9	118.9
4-Jan-17	119.9	129.9	115.9
21-Dec-16	119.9	129.9	115.9
7-Dec-16	119.9	129.9	115.9
23-Nov-16	119.9	129.9	115.9
9-Nov-16	119.9	129.9	115.9
26-Oct-16	119.9	129.9	115.9
12-Oct-16	n/a	n/a	n/a
28-Sep-16	119.9	129.9	115.9
14-Sep-16	119.9	129.9	115.9
31-Aug-16	119.9	129.9	115.9
17-Aug-16	n/a	n/a	n/a
3-Aug-16	119.9	129.9	115.9
20-Jul-16	122.9	132.9	120.9
6-Jul-16	122.9	132.9	120.9
22-Jun-16	119.9	129.9	119.9
8-Jun-16	n/a	n/a	n/a
25-May-16	105.9	115.9	109.9
11-May-16	n/a	n/a	n/a
Apr '16	99.9	109.9	109.9
Mar '16	99.9	109.9	109.5
Feb '16	99.9	109.9	105.9
Jan '16	n/a	n/a	n/a
Dec '15	119.9	129.9	120.9
Nov '15	129.9	139.9	129.9
Oct '15	129.9	139.9	120.9
Sep '15	130.9	140.9	120.9
Aug '15	132.9	142.9	120.9
Jul '15	-	-	-
Jun '15	-	-	-
May '15	-	-	-
Apr '15	-	-	-
Mar '15	-	-	-
Feb '15	-	-	-
Jan '15	-	-	-
Dec '14	-	-	-
Nov '14	-	-	-
Oct '14	-	-	-
Sep '14	-	-	-
Aug '14	-	-	-
Jul '14	-	-	-
Jun '14	-	-	-
May '14	-	-	-

Retail Motor Fuel Prices — Carcross & Carmacks

	Carcross Self-serve				Carmacks Self-serve		
	regular	premium	diesel		regular	premium	diesel
24-May-17	129.9	-	129.9	24-May-17	124.9	134.9	127.4
10-May-17	129.9	-	129.9	10-May-17	124.9	129.9	127.4
26-Apr-17	129.9	-	129.9	26-Apr-17	124.9	135.9	127.4
12-Apr-17	129.9	-	129.9	12-Apr-17	124.9	135.9	127.4
29-Mar-17	129.9	-	129.9	29-Mar-17	124.9	135.9	127.4
15-Mar-17	129.9	-	129.9	15-Mar-17	124.9	135.9	127.4
1-Mar-17	129.9	-	129.9	1-Mar-17	124.9	135.9	127.4
15-Feb-17	129.9	-	129.9	15-Feb-17	124.9	135.9	127.4
1-Feb-17	129.9	-	129.9	1-Feb-17	124.9	135.9	127.4
18-Jan-17	129.9	-	129.9	18-Jan-17	124.9	135.9	127.4
4-Jan-17	129.9	-	129.9	4-Jan-17	124.9	132.9	127.4
21-Dec-16	121.9	-	129.9	21-Dec-16	124.9	135.9	127.4
7-Dec-16	121.9	-	126.9	7-Dec-16	124.9	130.9	124.9
23-Nov-16	121.9	-	126.9	23-Nov-16	124.9	130.9	124.9
9-Nov-16	124.9	-	129.9	9-Nov-16	124.9	130.9	124.9
26-Oct-16	125.9	-	129.9	26-Oct-16	124.9	124.9	124.9
12-Oct-16	125.9	-	129.9	12-Oct-16	124.9	125.9	124.9
28-Sep-16	125.9	-	125.9	28-Sep-16	124.9	130.9	124.9
14-Sep-16	125.9	-	129.9	14-Sep-16	124.9	129.9	124.9
31-Aug-16	125.9	-	125.9	31-Aug-16	124.9	130.9	124.9
17-Aug-16	125.9	-	125.9	17-Aug-16	124.9	130.9	124.9
3-Aug-16	125.9	-	125.9	3-Aug-16	127.9	131.9	127.9
20-Jul-16	127.9	-	127.9	20-Jul-16	127.9	138.9	127.9
6-Jul-16	127.9	-	127.9	6-Jul-16	127.9	138.9	127.9
22-Jun-16	134.9	-	129.9	22-Jun-16	136.4	137.9	134.9
8-Jun-16	124.9	-	124.9	8-Jun-16	129.9	129.9	129.4
25-May-16	119.9	-	124.9	25-May-16	114.9	117.4	114.9
11-May-16	119.9	-	124.9	11-May-16	114.9	117.4	114.4
Apr '16	114.4	-	124.9	Apr '16	109.9	109.9	109.9
Mar '16	110.9	-	118.6	Mar '16	106.6	106.6	106.6
Feb '16	109.9	-	115.9	Feb '16	95.9	105.9	99.9
Jan '16	118.4	-	127.9	Jan '16	107.4	117.4	114.9
Dec '15	121.9	-	129.9	Dec '15	109.9	119.9	119.9
Nov '15	132.4	-	134.9	Nov '15	124.9	134.9	124.9
Oct '15	139.9	-	139.9	Oct '15	134.9	144.9	127.2
Sep '15	139.9	-	139.9	Sep '15	129.9	136.9	125.9
Aug '15	139.9	-	139.9	Aug '15	129.9	136.4	123.9
Jul '15	139.9	-	139.9	Jul '15	135.4	140.7	128.7
Jun '15	137.4	-	139.9	Jun '15	132.9	140.2	126.9
May '15	124.9	-	139.9	May '15	119.4	127.7	126.4
Apr '15	119.9	-	143.2	Apr '15	117.2	127.2	131.7
Mar '15	114.9	-	142.4	Mar '15	116.9	126.9	139.9
Feb '15	109.9	-	139.9	Feb '15	106.4	116.4	134.9
Jan '15	117.4	-	144.9	Jan '15	109.9	119.9	141.4
Dec '14	132.4	-	152.4	Dec '14	126.4	136.4	150.4
Nov '14	139.9	-	154.9	Nov '14	139.9	149.9	149.9
Oct '14	146.6	-	154.9	Oct '14	142.9	157.2	158.9
Sep '14	149.9	-	157.4	Sep '14	146.9	161.9	167.9
Aug '14	151.9	-	157.4	Aug '14	150.4	161.9	167.9
Jul '14	153.9	-	159.9	Jul '14	153.9	161.9	167.9
Jun '14	153.9	-	159.9	Jun '14	153.9	161.9	167.9
May '14	153.9	-	159.9	May '14	153.9	160.9	167.9

Retail Motor Fuel Prices — Dawson City & Destruction Bay

	Dawson City Self-serve			Full-serve		Destruction Bay Self-serve			Full-serve
	regular	premium	diesel	propane		regular	premium	diesel	propane
24-May-17	135.7	141.7	137.8	135.0	24-May-17	127.9	137.9	125.9	126.9
10-May-17	135.7	141.7	137.8	135.0	10-May-17	127.9	137.9	125.9	130.0
26-Apr-17	135.7	141.7	137.8	135.0	26-Apr-17	132.9	142.9	127.9	126.9
12-Apr-17	135.7	141.7	137.8	135.0	12-Apr-17	132.9	142.9	129.9	126.9
29-Mar-17	135.7	141.7	137.8	135.9	29-Mar-17	126.9	136.9	129.9	126.9
15-Mar-17	135.7	141.7	137.8	135.0	15-Mar-17	126.9	136.9	129.9	126.9
1-Mar-17	135.7	141.7	137.8	135.0	1-Mar-17	126.9	136.9	129.9	126.9
15-Feb-17	135.7	141.7	137.8	135.0	15-Feb-17	128.9	138.9	128.9	130.0
1-Feb-17	136.5	143.5	143.7	n/a	1-Feb-17	128.9	138.9	128.9	126.9
18-Jan-17	136.5	143.5	143.7	n/a	18-Jan-17	128.9	138.9	128.9	126.9
4-Jan-17	128.5	135.5	141.8	n/a	4-Jan-17	133.9	143.9	127.9	126.9
21-Dec-16	134.2	137.7	131.9	135.0	21-Dec-16	130.9	137.9	127.9	126.9
7-Dec-16	134.2	141.0	131.9	135.0	7-Dec-16	121.9	131.9	128.9	126.9
23-Nov-16	132.5	139.5	131.8	n/a	23-Nov-16	121.9	131.9	128.9	126.9
9-Nov-16	136.2	143.2	131.9	135.0	9-Nov-16	123.9	133.9	128.9	130.0
26-Oct-16	136.2	143.2	131.9	135.0	26-Oct-16	127.9	137.9	128.9	126.9
12-Oct-16	136.2	143.2	131.9	135.0	12-Oct-16	129.9	139.9	130.9	130.0
28-Sep-16	137.2	143.2	131.9	135.0	28-Sep-16	125.9	135.9	121.9	126.9
14-Sep-16	137.2	143.2	131.9	135.0	14-Sep-16	122.9	132.9	123.9	126.9
31-Aug-16	137.2	143.2	131.9	135.0	31-Aug-16	129.9	139.9	123.9	126.9
17-Aug-16	137.2	143.2	131.9	135.0	17-Aug-16	125.9	135.9	120.9	126.9
3-Aug-16	137.2	143.2	131.9	135.0	3-Aug-16	123.9	133.9	117.9	130.0
20-Jul-16	137.2	143.2	131.9	135.0	20-Jul-16	123.9	133.9	120.9	126.9
6-Jul-16	135.2	142.8	131.9	135.0	6-Jul-16	126.9	136.9	124.9	n/a
22-Jun-16	132.7	137.7	127.9	135.0	22-Jun-16	132.9	142.9	124.9	130.0
8-Jun-16	129.4	137.7	127.9	135.0	8-Jun-16	137.9	147.9	122.9	126.9
25-May-16	129.4	137.7	127.9	135.0	25-May-16	131.9	142.9	121.9	130.0
11-May-16	118.0	125.0	127.9	135.0	11-May-16	108.9	118.9	111.9	130.0
Apr '16	118.0	125.0	127.9	135.0	Apr '16	118.9	128.9	113.9	130.0
Mar '16	117.2	124.2	135.9	135.0	Mar '16	116.9	126.9	112.2	127.9
Feb '16	119.5	126.5	143.8	135.0	Feb '16	111.9	121.9	109.9	126.9
Jan '16	121.1	128.6	141.9	135.0	Jan '16	120.4	130.4	115.9	126.9
Dec '15	127.5	135.0	143.9	135.0	Dec '15	121.9	131.9	122.4	126.9
Nov '15	138.8	145.6	148.6	135.0	Nov '15	131.9	141.9	128.4	128.5
Oct '15	139.7	146.7	149.3	n/a	Oct '15	140.9	150.9	131.9	126.9
Sep '15	142.2	149.4	145.3	135.0	Sep '15	134.6	144.6	122.9	129.0
Aug '15	142.2	149.5	147.3	135.0	Aug '15	143.9	153.9	122.4	130.0
Jul '15	138.7	146.2	147.8	135.0	Jul '15	138.4	148.4	122.9	130.0
Jun '15	136.2	143.0	147.8	135.0	Jun '15	136.9	146.9	125.9	130.0
May '15	127.5	134.0	155.1	135.0	May '15	131.9	141.9	128.9	126.9
Apr '15	126.2	132.7	157.4	130.0	Apr '15	128.6	138.6	129.9	126.8
Mar '15	123.7	130.2	157.4	135.0	Mar '15	123.9	133.9	138.9	126.8
Feb '15	125.3	132.1	157.7	135.0	Feb '15	123.4	133.4	139.4	126.9
Jan '15	134.1	141.3	161.2	135.0	Jan '15	121.9	131.9	135.4	129.9
Dec '14	145.2	153.5	168.2	135.0	Dec '14	128.9	138.9	155.9	132.9
Nov '14	148.3	157.4	166.9	135.0	Nov '14	139.9	154.9	164.4	132.9
Oct '14	157.7	166.7	168.9	135.0	Oct '14	148.9	159.6	152.2	125.6
Sep '14	159.2	166.7	168.9	135.0	Sep '14	153.9	163.9	153.9	124.9
Aug '14	159.2	166.7	168.9	135.0	Aug '14	152.9	162.9	152.9	124.9
Jul '14	159.8	167.3	169.2	135.0	Jul '14	154.9	164.9	156.9	129.9
Jun '14	155.0	163.0	167.2	135.0	Jun '14	158.9	168.9	159.4	129.9
May '14	154.2	161.7	165.9	135.0	May '14	157.4	167.4	169.9	140.0

Retail Motor Fuel Prices — Eagle Plains & Faro

	Eagle Plains			
	Self-Serve			Full-serve
	regular	premium	diesel	propane
24-May-17	145.0	-	145.0	140.0
10-May-17	145.0	-	145.0	140.0
26-Apr-17	145.0	-	140.0	140.0
12-Apr-17	145.0	-	140.0	140.0
29-Mar-17	145.0	-	140.0	140.0
15-Mar-17	145.0	-	140.0	140.0
1-Mar-17	145.0	-	140.0	140.0
15-Feb-17	145.0	-	140.0	140.0
1-Feb-17	145.0	-	140.0	140.0
18-Jan-17	145.0	-	140.0	140.0
4-Jan-17	145.0	-	140.0	140.0
21-Dec-16	145.0	-	140.0	140.0
7-Dec-16	145.0	-	140.0	140.0
23-Nov-16	145.0	-	140.0	140.0
9-Nov-16	145.0	-	145.0	140.0
26-Oct-16	145.0	-	145.0	140.0
12-Oct-16	145.0	-	145.0	140.0
28-Sep-16	145.0	-	145.0	140.0
14-Sep-16	145.0	-	145.0	140.0
31-Aug-16	145.0	-	140.0	140.0
17-Aug-16	145.0	-	145.0	140.0
3-Aug-16	145.0	-	145.0	140.0
20-Jul-16	145.0	-	140.0	140.0
6-Jul-16	145.0	-	145.0	140.0
22-Jun-16	145.0	-	145.0	140.0
8-Jun-16	145.0	-	145.0	140.0
25-May-16	145.0	-	145.0	140.0
11-May-16	145.0	-	145.0	140.0
Apr '16	145.0	-	140.0	140.0
Mar '16	146.7	-	145.0	140.0
Feb '16	150.0	-	150.0	140.0
Jan '16	150.0	-	155.0	140.0
Dec '15	150.0	-	157.5	140.0
Nov '15	150.0	-	160.0	140.0
Oct '15	150.0	-	155.0	140.0
Sep '15	150.0	-	155.0	140.0
Aug '15	150.0	-	155.0	140.0
Jul '15	150.0	-	157.5	140.0
Jun '15	152.5	-	155.0	140.0
May '15	150.0	-	160.0	140.0
Apr '15	150.0	-	158.3	143.3
Mar '15	150.0	-	160.0	145.0
Feb '15	163.5	-	162.0	140.0
Jan '15	173.0	-	155.0	140.0
Dec '14	173.0	-	165.0	140.0
Nov '14	173.0	-	170.0	140.0
Oct '14	173.0	-	175.0	140.0
Sep '14	173.0	-	170.0	140.0
Aug '14	173.0	-	175.0	140.5
Jul '14	173.0	-	172.5	140.9
Jun '14	173.0	-	175.0	140.9
May '14	173.0	-	175.0	140.9

	Faro		
	Self-Serve		
	regular	premium	diesel
24-May-17	127.9	-	132.9
10-May-17	127.9	-	132.9
26-Apr-17	127.9	-	132.9
12-Apr-17	127.9	-	132.9
29-Mar-17	127.9	-	132.9
15-Mar-17	124.9	-	129.9
1-Mar-17	124.9	-	129.9
15-Feb-17	124.9	-	129.9
1-Feb-17	124.9	-	129.9
18-Jan-17	124.9	-	129.9
4-Jan-17	n/a	-	n/a
21-Dec-16	124.9	-	123.9
7-Dec-16	124.9	-	123.9
23-Nov-16	n/a	-	n/a
9-Nov-16	124.9	-	123.9
26-Oct-16	124.9	-	123.9
12-Oct-16	124.9	-	123.9
28-Sep-16	n/a	-	n/a
14-Sep-16	n/a	-	n/a
31-Aug-16	124.9	-	123.9
17-Aug-16	127.9	-	126.9
3-Aug-16	127.9	-	126.9
20-Jul-16	132.9	-	131.9
6-Jul-16	134.0	-	127.0
22-Jun-16	139.9	-	138.9
8-Jun-16	129.9	-	128.9
25-May-16	109.9	-	108.9
11-May-16	109.9	-	108.9
Apr '16	109.9	-	108.9
Mar '16	100.2	-	101.2
Feb '16	102.9	-	107.4
Jan '16	107.4	-	114.9
Dec '15	114.9	-	120.4
Nov '15	129.9	-	127.9
Oct '15	132.4	-	119.9
Sep '15	137.2	-	119.2
Aug '15	131.9	-	120.9
Jul '15	131.9	-	124.9
Jun '15	131.5	-	125.9
May '15	117.9	-	125.9
Apr '15	118.6	-	132.9
Mar '15	118.9	-	141.9
Feb '15	108.4	-	136.9
Jan '15	118.9	-	149.9
Dec '14	131.9	-	150.9
Nov '14	141.9	-	151.9
Oct '14	148.9	-	160.9
Sep '14	148.9	-	169.9
Aug '14	155.9	-	169.9
Jul '14	155.9	-	169.9
Jun '14	155.9	-	169.9
May '14	155.9	-	169.9

Retail Motor Fuel Prices — Haines Junction

	Self-serve			Full-serve
	regular	premium	diesel	propane
24-May-17	122.2	129.2	122.2	n/a
10-May-17	120.8	128.7	121.9	100.0
26-Apr-17	122.6	129.2	122.2	100.0
12-Apr-17	122.8	128.7	121.7	100.0
29-Mar-17	121.4	130.9	121.7	100.0
15-Mar-17	121.4	130.9	120.9	100.0
1-Mar-17	121.4	130.9	120.2	100.0
15-Feb-17	123.6	130.9	120.6	n/a
1-Feb-17	122.4	130.9	122.4	100.0
18-Jan-17	122.2	129.2	122.2	n/a
4-Jan-17	121.7	130.9	119.7	100.0
21-Dec-16	113.9	122.9	115.2	100.0
7-Dec-16	113.9	121.9	116.9	100.0
23-Nov-16	114.9	121.9	116.9	100.0
9-Nov-16	118.9	126.4	116.9	100.0
26-Oct-16	118.9	126.4	117.4	100.0
12-Oct-16	118.9	126.4	116.4	100.0
28-Sep-16	117.7	126.4	115.9	100.0
14-Sep-16	116.9	126.4	115.9	100.0
31-Aug-16	119.2	126.4	115.2	100.0
17-Aug-16	118.9	126.4	115.4	100.0
3-Aug-16	119.9	126.4	115.9	100.9
20-Jul-16	122.7	130.4	114.7	100.0
6-Jul-16	122.7	130.4	112.2	100.0
22-Jun-16	129.9	136.9	114.4	100.0
8-Jun-16	118.9	130.4	113.6	100.0
25-May-16	112.2	120.4	110.6	100.0
11-May-16	109.9	117.9	109.2	100.0
Apr '16	104.0	111.7	108.2	100.0
Mar '16	99.1	105.4	109.1	100.0
Feb '16	98.6	104.4	109.1	100.0
Jan '16	105.2	110.4	116.9	100.0
Dec '15	107.6	110.4	118.9	100.0
Nov '15	119.6	123.7	126.2	100.0
Oct '15	123.9	128.4	126.5	100.0
Sep '15	124.3	131.9	127.6	100.0
Aug '15	126.5	137.7	127.8	100.0
Jul '15	124.0	132.4	128.7	100.0
Jun '15	121.3	127.4	127.5	109.9
May '15	116.9	124.7	129.0	109.9
Apr '15	110.9	118.6	128.9	114.6
Mar '15	107.5	115.9	131.3	114.9
Feb '15	104.1	110.4	130.8	114.9
Jan '15	109.2	115.7	134.2	119.5
Dec '14	123.5	130.9	138.7	114.5
Nov '14	133.7	139.4	144.4	124.0
Oct '14	137.5	143.4	147.1	124.0
Sep '14	139.7	145.4	147.9	124.0
Aug '14	140.7	146.2	149.4	124.0
Jul '14	144.3	150.7	150.3	124.0
Jun '14	145.3	150.7	150.2	124.0
May '14	145.1	151.4	153.1	124.0

Retail Motor Fuel Prices — Jake's Corner

	Self-serve			Full-serve
	regular	premium	diesel	propane
24-May-17	116.8	129.8	116.8	115.0
10-May-17	119.8	129.8	119.8	100.0
26-Apr-17	119.8	129.8	124.8	n/a
12-Apr-17	119.8	129.8	124.8	100.0
29-Mar-17	119.8	129.8	124.8	115.0
15-Mar-17	119.8	129.8	124.8	115.0
1-Mar-17	119.8	129.8	124.8	115.0
15-Feb-17	116.8	129.8	116.8	115.0
1-Feb-17	119.8	129.8	124.8	115.0
18-Jan-17	119.8	129.8	124.8	115.0
4-Jan-17	115.8	129.8	124.8	115.0
21-Dec-16	115.8	129.8	124.8	115.0
7-Dec-16	115.8	129.8	124.8	115.0
23-Nov-16	n/a	n/a	n/a	n/a
9-Nov-16	115.8	129.8	124.8	115.0
26-Oct-16	115.8	129.8	124.8	115.0
12-Oct-16	119.8	129.8	124.8	115.0
28-Sep-16	115.8	129.8	114.8	115.0
14-Sep-16	115.8	129.8	114.8	115.0
31-Aug-16	115.8	129.8	114.8	115.0
17-Aug-16	115.8	129.8	114.8	115.0
3-Aug-16	115.8	129.8	114.8	115.0
20-Jul-16	117.8	129.8	114.8	115.0
6-Jul-16	119.8	129.8	114.8	115.0
22-Jun-16	129.8	139.8	107.8	115.0
8-Jun-16	119.9	129.9	107.9	100.0
25-May-16	109.8	119.8	99.8	110.0
11-May-16	109.8	119.8	99.8	110.0
Apr '16	102.3	113.8	102.3	110.0
Mar '16	94.5	107.5	107.5	110.0
Feb '16	91.8	104.8	112.8	105.0
Jan '16	99.8	129.8	112.8	110.0
Dec '15	104.8	129.8	115.8	110.0
Nov '15	119.8	129.8	118.8	110.0
Oct '15	119.8	129.8	124.3	110.0
Sep '15	121.8	138.8	120.8	100.0
Aug '15	114.9	129.8	130.4	100.0
Jul '15	117.4	129.8	125.7	105.0
Jun '15	121.1	133.8	125.6	100.0
May '15	112.4	124.8	130.4	100.0
Apr '15	110.9	124.8	134.9	100.0
Mar '15	111.4	124.8	134.4	105.0
Feb '15	106.4	124.8	132.4	105.0
Jan '15	118.2	129.8	133.2	105.0
Dec '14	136.4	134.8	146.9	110.0
Nov '14	138.9	149.8	150.4	110.0
Oct '14	142.6	149.8	150.4	110.0
Sep '14	144.4	149.8	150.4	110.0
Aug '14	144.4	149.8	150.4	110.0
Jul '14	144.6	149.8	151.1	110.0
Jun '14	145.7	149.8	152.4	110.0
May '14	143.7	151.3	151.9	120.0

Effective January 2016, Jake's Corner prices are reported rather than Tagish area prices, due to Tagish gas station closure.

Retail Motor Fuel Prices — Mayo

	Self-serve			Full-serve	
	regular	premium	diesel	regular	diesel
24-May-17	119.9	-	114.2	128.9	123.9
10-May-17	119.9	-	114.2	128.9	123.9
26-Apr-17	119.9	-	114.2	128.9	123.9
12-Apr-17	119.9	-	114.2	128.9	123.9
29-Mar-17	119.9	-	114.2	128.9	123.9
15-Mar-17	119.9	-	114.2	128.9	123.9
1-Mar-17	119.9	-	114.2	n/a	n/a
15-Feb-17	119.9	-	111.3	128.9	123.9
1-Feb-17	119.9	-	111.3	128.9	123.9
18-Jan-17	119.9	-	111.3	128.9	123.9
4-Jan-17	n/a	-	n/a	128.9	123.9
21-Dec-16	117.9	-	113.9	128.9	123.9
7-Dec-16	117.9	-	113.9	128.9	123.9
23-Nov-16	n/a	-	n/a	128.9	123.9
9-Nov-16	121.9	-	113.9	128.9	123.9
26-Oct-16	121.9	-	115.9	128.9	123.9
12-Oct-16	130.9	-	123.9	128.9	123.9
28-Sep-16	123.9	-	115.9	128.9	123.9
14-Sep-16	123.9	-	115.9	128.9	123.9
31-Aug-16	123.9	-	114.9	128.9	123.9
17-Aug-16	123.9	-	114.9	128.9	123.9
3-Aug-16	126.9	-	116.9	128.9	123.9
20-Jul-16	126.9	-	116.9	128.9	123.9
6-Jul-16	126.9	-	116.9	135.9	123.9
22-Jun-16	130.9	-	116.9	135.9	123.9
8-Jun-16	126.9	-	112.9	123.9	123.9
25-May-16	120.9	-	112.9	115.9	119.9
11-May-16	120.9	-	101.9	115.9	119.9
Apr '16	118.5	-	103.9	109.9	119.9
Mar '16	101.9	-	105.9	111.2	118.6
Feb '16	102.9	-	109.9	109.9	119.9
Jan '16	109.9	-	125.4	112.9	125.4
Dec '15	111.4	-	129.4	115.9	136.9
Nov '15	122.9	-	131.4	135.9	139.4
Oct '15	128.9	-	128.4	135.9	139.4
Sep '15	130.9	-	128.6	135.9	142.9
Aug '15	133.4	-	126.9	135.9	142.9
Jul '15	128.9	-	127.9	135.9	142.9
Jun '15	126.9	-	127.9	131.4	142.9
May '15	121.4	-	127.9	126.9	142.9
Apr '15	115.6	-	135.2	117.9	142.9
Mar '15	110.9	-	139.9	117.9	142.9
Feb '15	107.9	-	139.9	117.9	142.9
Jan '15	114.4	-	141.9	122.9	147.9
Dec '14	129.4	-	147.4	139.4	160.9
Nov '14	135.9	-	148.9	145.9	160.9
Oct '14	n/a	-	n/a	154.9	160.9
Sep '14	n/a	-	n/a	154.9	160.9
Aug '14	n/a	-	n/a	n/a	n/a
Jul '14	n/a	-	n/a	154.9	160.9
Jun '14	n/a	-	n/a	154.9	160.9
May '14	n/a	-	n/a	154.9	160.9

Retail Motor Fuel Prices — Pelly Crossing & Ross River

	Pelly Crossing Self-serve	
	regular	diesel
24-May-17	127.9	127.9
10-May-17	123.9	127.9
26-Apr-17	127.9	127.9
12-Apr-17	123.9	127.9
29-Mar-17	123.9	127.9
15-Mar-17	121.9	127.9
1-Mar-17	121.9	127.9
15-Feb-17	121.9	127.9
1-Feb-17	119.9	129.9
18-Jan-17	119.9	129.9
4-Jan-17	119.9	129.9

21-Dec-16	119.9	129.9
7-Dec-16	119.9	129.9
23-Nov-16	128.9	129.9
9-Nov-16	128.9	129.9
26-Oct-16	128.9	129.9
12-Oct-16	128.9	123.9
28-Sep-16	129.9	n/a
14-Sep-16	128.9	129.9
31-Aug-16	128.9	129.9
17-Aug-16	128.9	129.9
3-Aug-16	120.0	119.0
20-Jul-16	137.0	128.0
6-Jul-16	137.0	128.0
22-Jun-16	137.0	128.0
8-Jun-16	137.0	128.0
25-May-16	120.0	118.0
11-May-16	115.9	111.9

Apr '16	104.9	111.9
Mar '16	104.9	111.9
Feb '16	104.9	111.9
Jan '16	122.9	121.9

Dec '15	124.9	131.9
Nov '15	129.9	131.9
Oct '15	142.9	135.9
Sep '15	138.9	135.9
Aug '15	135.4	135.9
Jul '15	133.9	135.9
Jun '15	130.9	135.9
May '15	127.9	135.9
Apr '15	124.9	157.9
Mar '15	121.4	157.9
Feb '15	117.9	157.9
Jan '15	125.9	157.9

Dec '14	142.4	157.9
Nov '14	146.9	157.9
Oct '14	154.9	169.9
Sep '14	154.9	169.9
Aug '14	154.9	169.9
Jul '14	154.9	169.9
Jun '14	154.9	169.9
May '14	154.9	169.9

	Ross River Self-serve	
	regular	diesel
24-May-17	129.9	129.9
10-May-17	129.9	129.9
26-Apr-17	129.9	129.9
12-Apr-17	129.9	129.9
29-Mar-17	129.9	129.9
15-Mar-17	129.9	129.9
1-Mar-17	129.9	129.9
15-Feb-17	129.9	129.9
1-Feb-17	129.9	129.9
18-Jan-17	129.9	127.9
4-Jan-17	129.9	127.9

21-Dec-16	129.9	127.9
7-Dec-16	129.9	127.9
23-Nov-16	129.9	127.9
9-Nov-16	131.9	124.9
26-Oct-16	136.3	124.9
12-Oct-16	125.9	124.9
28-Sep-16	136.3	124.9
14-Sep-16	125.9	124.9
31-Aug-16	124.9	110.9
17-Aug-16	129.9	112.1
3-Aug-16	127.0	131.0
20-Jul-16	125.1	104.6
6-Jul-16	125.1	104.6
22-Jun-16	n/a	n/a
8-Jun-16	128.9	101.6
25-May-16	119.8	111.7
11-May-16	117.1	100.4

Apr '16	115.3	113.5
Mar '16	109.4	110.4
Feb '16	99.4	102.9
Jan '16	111.5	114.3

Dec '15	115.6	119.4
Nov '15	126.9	122.9
Oct '15	131.4	123.1
Sep '15	129.9	113.5
Aug '15	129.9	113.5
Jul '15	126.7	110.9
Jun '15	122.6	115.4
May '15	118.4	119.9
Apr '15	117.5	126.0
Mar '15	117.5	129.5
Feb '15	105.0	115.0
Jan '15	115.0	130.1

Dec '14	n/a	n/a
Nov '14	137.4	138.7
Oct '14	148.9	147.3
Sep '14	151.5	143.7
Aug '14	151.5	143.7
Jul '14	151.5	143.7
Jun '14	152.0	150.7
May '14	152.0	150.7

Retail Motor Fuel Prices — Stewart Crossing

	Self-Serve		
	regular	premium	diesel
24-May-17	126.9	132.9	123.9
10-May-17	126.9	132.9	123.9
26-Apr-17	129.9	135.9	125.9
12-Apr-17	129.9	135.9	125.9
29-Mar-17	129.9	135.9	125.9
15-Mar-17	129.9	135.9	125.9
1-Mar-17	129.9	135.9	125.9
15-Feb-17	129.9	135.9	125.9
1-Feb-17	129.9	135.9	125.9
18-Jan-17	129.9	135.9	125.9
4-Jan-17	129.9	135.9	125.9
21-Dec-16	121.9	127.9	119.9
7-Dec-16	121.9	127.9	119.9
23-Nov-16	121.9	127.9	119.9
9-Nov-16	125.9	131.9	119.9
26-Oct-16	125.9	131.9	119.9
12-Oct-16	125.9	131.9	117.9
28-Sep-16	125.9	131.9	117.9
14-Sep-16	125.9	131.9	117.9
31-Aug-16	125.9	131.9	117.9
17-Aug-16	125.9	131.9	117.9
3-Aug-16	125.9	131.9	117.9
20-Jul-16	127.9	133.9	117.9
6-Jul-16	127.9	133.9	117.9
22-Jun-16	132.9	138.9	117.9
8-Jun-16	n/a	n/a	n/a
25-May-16	119.9	125.9	117.9
11-May-16	119.9	125.9	109.9
Apr '16	112.4	118.4	109.9
Mar '16	105.9	111.9	109.9
Feb '16	101.9	107.9	109.9
Jan '16	109.9	115.9	125.9
Dec '15	109.9	115.9	125.9
Nov '15	124.9	130.9	131.9
Oct '15	129.9	135.9	131.9
Sep '15	132.2	138.2	134.9
Aug '15	134.9	140.9	134.9
Jul '15	129.9	135.9	134.9
Jun '15	128.4	134.4	134.9
May '15	123.4	129.4	134.9
Apr '15	126.3	132.3	144.7
Mar '15	120.5	126.5	148.0
Feb '15	118.0	124.0	148.0
Jan '15	120.0	126.0	151.0
Dec '14	137.0	143.0	157.0
Nov '14	146.0	152.0	165.0
Oct '14	151.3	160.0	165.0
Sep '14	153.0	163.0	165.0
Aug '14	153.0	163.0	165.0
Jul '14	159.5	163.5	163.0
Jun '14	160.0	164.0	160.9
May '14	158.0	164.0	160.9

Retail Motor Fuel Prices — Teslin

	Self-serve			Full-serve
	regular	premium	diesel	propane
24-May-17	120.4	130.9	118.9	102.0
10-May-17	123.9	133.9	119.9	102.0
26-Apr-17	123.9	133.9	119.9	102.0
12-Apr-17	119.9	125.9	119.9	102.0
29-Mar-17	123.9	128.9	119.9	102.0
15-Mar-17	123.9	128.9	119.9	102.0
1-Mar-17	123.9	133.9	119.9	102.0
15-Feb-17	123.9	133.9	119.9	102.0
1-Feb-17	123.9	133.9	119.9	102.0
18-Jan-17	123.9	133.9	119.9	102.0
4-Jan-17	119.4	124.9	115.4	102.0
21-Dec-16	115.9	125.9	115.9	102.0
7-Dec-16	115.9	125.9	115.9	102.0
23-Nov-16	117.9	129.9	116.9	102.0
9-Nov-16	119.9	129.9	117.9	102.0
26-Oct-16	119.9	129.9	117.9	102.0
12-Oct-16	119.9	129.9	117.9	102.0
28-Sep-16	119.9	129.9	112.9	102.0
14-Sep-16	119.9	129.9	112.9	102.0
31-Aug-16	119.9	129.9	112.9	102.0
17-Aug-16	119.9	129.9	112.9	102.0
3-Aug-16	119.9	129.9	112.9	102.5
20-Jul-16	121.9	131.9	112.9	102.5
6-Jul-16	124.4	131.9	113.4	100.0
22-Jun-16	133.9	143.9	115.4	109.0
8-Jun-16	123.9	133.9	112.9	105.0
25-May-16	113.9	123.9	112.9	105.0
11-May-16	113.9	123.9	112.9	105.0
Apr '16	105.2	116.4	105.9	110.0
Mar '16	101.2	109.9	105.9	109.7
Feb '16	99.9	109.9	105.9	112.3
Jan '16	107.4	117.4	116.9	117.5
Dec '15	109.9	119.9	121.9	120.00
Nov '15	121.4	129.4	126.7	117.5
Oct '15	123.9	133.9	128.7	115.0
Sep '15	127.2	137.2	126.9	115.0
Aug '15	128.2	139.4	127.9	115.0
Jul '15	126.7	134.9	126.9	115.0
Jun '15	125.7	134.9	126.9	115.0
May '15	117.2	127.4	129.7	115.0
Apr '15	113.9	123.9	131.4	113.3
Mar '15	113.9	123.9	132.9	112.5
Feb '15	106.4	116.4	132.9	115.0
Jan '15	106.7	116.9	136.4	115.0
Dec '14	123.7	132.9	146.4	115.0
Nov '14	130.9	141.9	150.9	115.0
Oct '14	136.6	145.4	149.6	110.0
Sep '14	139.4	148.9	149.9	110.0
Aug '14	139.4	148.9	149.9	107.5
Jul '14	145.7	155.4	149.9	108.8
Jun '14	145.9	155.9	150.4	110.0
May '14	146.9	156.9	151.2	121.5

Retail Motor Fuel Prices — Watson Lake

	Self-serve			Full-serve	
	regular	premium	diesel	diesel	propane
24-May-17	117.2	134.4	117.9	-	105.9
10-May-17	121.4	-	121.9	-	105.9
26-Apr-17	122.4	-	121.4	-	105.9
12-Apr-17	122.4	-	121.4	-	105.9
29-Mar-17	110.9	-	116.9	-	105.9
15-Mar-17	110.9	-	116.9	-	105.9
1-Mar-17	110.9	-	116.9	-	105.9
15-Feb-17	115.9	-	118.9	-	105.9
1-Feb-17	115.9	-	115.9	-	105.9
18-Jan-17	115.9	-	115.9	-	114.9
4-Jan-17	116.9	-	117.9	-	115.9
21-Dec-16	106.9	-	112.9	-	105.9
7-Dec-16	106.9	-	112.9	-	105.9
23-Nov-16	117.9	n/a	119.9	-	105.9
9-Nov-16	128.9	n/a	128.9	-	n/a
26-Oct-16	121.4	n/a	121.9	-	105.9
12-Oct-16	121.4	n/a	121.9	-	105.9
28-Sep-16	117.4	119.9	116.9	-	n/a
14-Sep-16	115.9	119.9	114.2	-	105.9
31-Aug-16	116.9	119.9	114.2	-	105.9
17-Aug-16	116.9	119.9	113.2	-	105.9
3-Aug-16	114.6	120.9	114.6	-	105.9
20-Jul-16	116.9	121.9	116.2	-	105.9
6-Jul-16	123.2	122.9	117.6	-	105.9
22-Jun-16	123.2	122.9	117.6	-	105.9
8-Jun-16	117.4	n/a	117.4	-	105.9
25-May-16	109.9	112.9	104.4	-	105.9
11-May-16	110.9	110.9	105.7	-	117.9
Apr '16	106.4	112.9	103.9	-	111.9
Mar '16	95.1	110.9	96.1	-	105.9
Feb '16	92.7	112.4	97.2	-	105.9
Jan '16	99.5	117.9	99.8	-	105.9
Dec '15	103.5	114.9	104.9	-	115.9
Nov '15	114.2	137.9	112.6	-	129.8
Oct '15	117.6	127.9	112.6	-	131.2
Sep '15	119.8	132.2	115.9	-	127.0
Aug '15	126.0	129.4	118.5	-	130.9
Jul '15	123.1	125.9	118.3	n/a	130.9
Jun '15	120.5	129.2	118.3	143.9	130.9
May '15	117.1	123.2	119.4	143.9	130.9
Apr '15	110.1	119.9	117.2	143.9	130.9
Mar '15	105.8	115.9	118.9	-	130.9
Feb '15	100.7	112.7	124.2	-	130.9
Jan '15	100.9	113.9	130.9	-	130.9
Dec '14	114.9	126.7	140.2	140.9	130.9
Nov '14	128.7	138.2	147.9	140.9	130.9
Oct '14	140.8	149.8	147.4	140.9	130.9
Sep '14	145.4	152.6	151.1	140.9	127.2
Aug '14	145.7	152.1	151.3	140.9	127.2
Jul '14	146.3	152.9	153.0	140.9	127.2
Jun '14	146.7	154.1	153.6	140.9	128.8
May '14	145.4	155.2	152.4	140.9	129.1

Residential Fuel Prices in Yukon

Average Prices as of May 24, 2017

	Residential Heating Fuels			% Change May 25, 2016 to May 24, 2017		
	Furnace Oil	Arctic Stove Oil	Propane (500-gallon tank cost)	Furnace Oil	Arctic Stove Oil	Propane (500-gallon tank cost)
Whitehorse	100.4	102.0	81.2	11.7%	10.4%	4.9%
Beaver Creek	107.3	110.8	-	9.4%	11.6%	-
Burwash Landing	104.5	107.3	-	7.8%	12.2%	-
Carcross	105.0	104.6	-	12.3%	13.1%	-
Carmacks	102.2	105.3	95.9	13.4%	13.0%	4.1%
Dawson City	107.2	110.8	95.9	9.6%	12.3%	4.1%
Destruction Bay	101.4	104.6	-	7.1%	13.1%	-
Faro	102.4	105.5	95.9	13.4%	12.8%	4.1%
Haines Junction	101.9	102.5	95.9	10.3%	9.3%	4.1%
Marsh Lake	102.0	105.1	-	13.5%	13.0%	-
Mayo	109.8	114.5	95.9	10.1%	11.5%	4.1%
Pelly Crossing	104.5	107.2	-	9.9%	12.7%	-
Ross River	103.4	106.6	95.9	13.1%	12.8%	4.1%
Stewart Crossing	104.1	107.2	-	13.2%	12.7%	-
Tagish	105.0	110.0	-	12.3%	11.3%	-
Teslin	103.3	105.3	95.9	10.1%	13.0%	4.1%
Watson Lake	105.5	104.5	95.9	9.8%	13.1%	4.1%

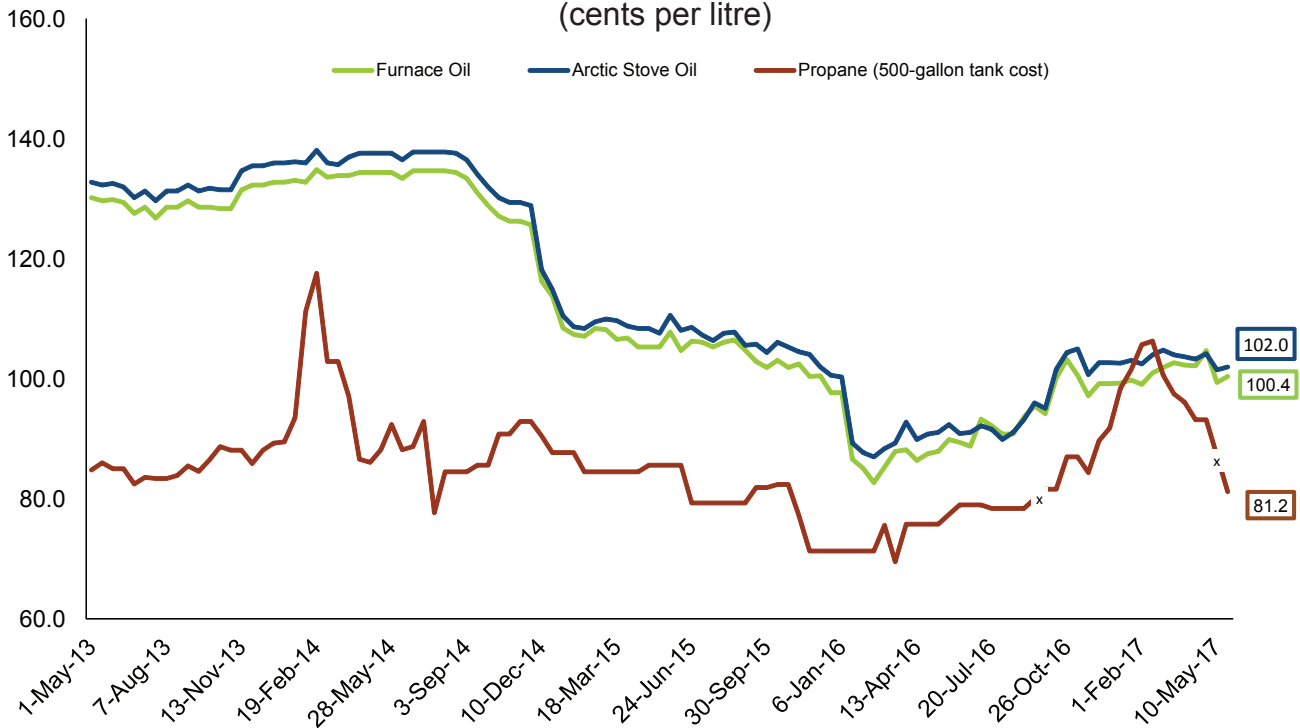
Notes: All prices are Canadian cents per litre, including all applicable taxes.
 "-" indicates this service was not available in this community at this time.

Comparing May 24, 2017 to May 25, 2016, prices of furnace oil increased in all Yukon communities. The largest percentage increase was in Marsh Lake, up 13.5%.

Increases were also reported for Arctic stove oil prices in all Yukon communities. The largest increase was in Watson Lake, Carcross and Destruction Bay, up 13.1%.

During the period, the average price for propane (500 gallon tank) increased 4.1% in all Yukon communities, with the exception of Whitehorse where the increase was 4.9%.

Average Residential Bi-weekly Heating Fuel Prices, Whitehorse
 May 2013 - May 2017
 (cents per litre)



Residential Heating Fuel Prices — Whitehorse

	Furnace Oil	Arctic Stove Oil	Propane (500-gallon tank cost)
24-May-17	100.4	102.0	81.2
10-May-17	99.4	101.5	n/a
26-Apr-17	104.7	104.2	93.2
12-Apr-17	102.2	103.3	93.2
29-Mar-17	102.3	103.7	96.1
15-Mar-17	102.7	104.0	97.5
1-Mar-17	101.9	104.8	100.6
15-Feb-17	101.0	104.0	106.3
1-Feb-17	99.1	102.5	105.7
18-Jan-17	99.8	103.1	101.5
4-Jan-17	99.3	102.6	98.4
21-Dec-16	99.2	102.7	91.8
7-Dec-16	99.2	102.7	89.7
23-Nov-16	97.2	100.7	84.4
9-Nov-16	100.6	105.0	87.0
26-Oct-16	103.2	104.4	87.0
12-Oct-16	100.1	101.6	81.6
28-Sep-16	94.2	95.1	81.6
14-Sep-16	95.5	96.0	n/a
31-Aug-16	93.6	93.2	78.4
17-Aug-16	90.8	91.1	78.4
3-Aug-16	90.8	89.9	78.4
20-Jul-16	92.2	91.6	78.4
6-Jul-16	93.3	92.2	79.0
22-Jun-16	88.8	91.1	79.0
8-Jun-16	89.4	90.9	79.0
25-May-16	89.9	92.4	77.4
11-May-16	87.9	91.1	75.8
Apr '16	87.0	90.4	75.8
Mar '16	87.1	90.2	73.6
Feb '16	83.9	87.4	71.3
Jan '16	92.2	94.8	71.3
Dec '15	99.1	101.3	71.3
Nov '15	101.5	104.3	74.3
Oct '15	102.5	105.7	82.4
Sep '15	103.2	105.3	81.0
Aug '15	106.3	107.7	79.3
Jul '15	105.7	106.9	79.3
Jun '15	105.5	108.4	82.5
May '15	106.6	109.1	85.6
Apr '15	105.8	108.5	84.9
Mar '15	107.4	109.9	84.5
Feb '15	107.8	109.0	84.5
Jan '15	108.0	109.6	87.7
Dec '14	115.1	116.6	89.1
Nov '14	126.0	129.2	92.9
Oct '14	127.4	130.5	89.1
Sep '14	132.2	135.3	85.1
Aug '14	134.6	137.7	84.5
Jul '14	134.7	137.8	85.3
Jun '14	134.1	137.2	88.5
May '14	134.4	137.6	90.3

Residential Heating Fuel Prices — Beaver Creek

	Furnace Oil	Arctic Stove Oil	Propane (500 gallon tank cost)
24-May-17	107.3	110.8	-
10-May-17	105.9	110.8	-
26-Apr-17	110.0	116.1	-
12-Apr-17	111.2	116.1	-
29-Mar-17	110.4	116.1	-
15-Mar-17	110.9	116.1	-
1-Mar-17	112.6	116.1	-
15-Feb-17	112.4	116.1	-
1-Feb-17	111.2	116.1	-
18-Jan-17	112.0	116.1	-
4-Jan-17	109.9	111.9	-
21-Dec-16	109.5	111.9	-
7-Dec-16	109.5	111.9	-
23-Nov-16	107.2	111.9	-
9-Nov-16	108.3	116.1	-
26-Oct-16	111.0	116.1	-
12-Oct-16	111.0	111.9	-
28-Sep-16	103.3	107.7	-
14-Sep-16	103.3	107.7	-
31-Aug-16	103.7	104.9	-
17-Aug-16	98.4	99.3	-
3-Aug-16	101.6	99.3	-
20-Jul-16	100.7	99.3	-
6-Jul-16	102.0	99.3	-
22-Jun-16	98.7	99.3	-
8-Jun-16	97.5	99.3	-
25-May-16	98.1	99.3	-
11-May-16	95.3	96.9	-
Apr '16	96.1	96.6	-
Mar '16	94.8	96.6	-
Feb '16	92.5	94.7	-
Jan '16	100.4	102.8	-
Dec '15	107.7	108.7	-
Nov '15	109.8	112.2	-
Oct '15	109.8	113.3	-
Sep '15	109.8	111.3	-
Aug '15	115.1	113.9	-
Jul '15	115.1	114.7	-
Jun '15	115.1	115.6	-
May '15	115.1	114.8	-
Apr '15	115.1	117.8	-
Mar '15	115.1	117.2	-
Feb '15	115.1	114.0	-
Jan '15	-	110.4	-

Residential Heating Fuel Prices — Burwash Landing

	Furnace Oil	Arctic Stove Oil	Propane (500 gallon tank cost)
24-May-17	104.5	107.3	-
10-May-17	104.5	107.3	-
26-Apr-17	109.2	109.7	-
12-Apr-17	109.2	109.7	-
29-Mar-17	109.2	109.7	-
15-Mar-17	109.2	109.7	-
1-Mar-17	109.2	112.4	-
15-Feb-17	109.2	109.7	-
1-Feb-17	109.2	109.7	-
18-Jan-17	109.2	109.7	-
4-Jan-17	105.0	107.6	-
21-Dec-16	105.0	107.6	-
7-Dec-16	105.0	107.6	-
23-Nov-16	105.0	107.6	-
9-Nov-16	109.2	109.7	-
26-Oct-16	109.2	109.7	-
12-Oct-16	105.0	108.2	-
28-Sep-16	100.8	105.5	-
14-Sep-16	100.8	98.7	-
31-Aug-16	97.7	97.1	-
17-Aug-16	92.4	95.6	-
3-Aug-16	92.4	94.5	-
20-Jul-16	92.4	94.5	-
6-Jul-16	92.4	95.6	-
22-Jun-16	94.5	95.6	-
8-Jun-16	94.8	95.6	-
25-May-16	96.9	95.6	-
11-May-16	93.4	95.0	-
Apr '16	92.6	93.9	-
Mar '16	91.0	95.6	-
Feb '16	88.8	93.2	-
Jan '16	96.7	101.0	-
Dec '15	104.0	107.4	-
Nov '15	106.9	110.3	-
Oct '15	106.9	110.1	-
Sep '15	109.5	108.8	-
Aug '15	116.0	112.0	-
Jul '15	116.0	112.8	-
Jun '15	116.0	113.7	-
May '15	111.3	113.8	-
Apr '15	116.0	114.7	-
Mar '15	118.4	115.3	-
Feb '15	116.0	112.1	-
Jan '15	120.8	110.4	-

Residential Heating Fuel Prices — Carcross

	Furnace Oil	Arctic Stove Oil	Propane (500 gallon tank cost)
24-May-17	105.0	104.6	-
10-May-17	103.7	104.6	-
26-Apr-17	107.5	109.3	-
12-Apr-17	108.7	109.3	-
29-Mar-17	107.8	109.3	-
15-Mar-17	108.3	109.3	-
1-Mar-17	110.0	109.3	-
15-Feb-17	109.8	109.3	-
1-Feb-17	108.6	109.3	-
18-Jan-17	109.4	109.3	-
4-Jan-17	107.3	105.1	-
21-Dec-16	106.9	105.1	-
7-Dec-16	106.9	105.1	-
23-Nov-16	104.7	105.1	-
9-Nov-16	105.7	109.3	-
26-Oct-16	108.5	109.3	-
12-Oct-16	108.5	105.1	-
28-Sep-16	100.7	100.9	-
14-Sep-16	100.7	100.9	-
31-Aug-16	99.1	97.8	-
17-Aug-16	93.7	92.5	-
3-Aug-16	97.0	92.5	-
20-Jul-16	96.0	92.5	-
6-Jul-16	97.3	92.5	-
22-Jun-16	94.0	92.5	-
8-Jun-16	92.8	92.5	-
25-May-16	93.5	92.5	-
11-May-16	90.6	92.2	-
Apr '16	90.3	92.0	-
Mar '16	88.0	91.9	-
Feb '16	85.7	90.0	-
Jan '16	93.6	98.1	-
Dec '15	100.9	104.0	-
Nov '15	103.0	107.6	-
Oct '15	103.0	107.6	-
Sep '15	103.0	105.6	-
Aug '15	108.3	108.2	-
Jul '15	108.3	109.1	-
Jun '15	108.3	109.9	-
May '15	108.3	111.0	-
Apr '15	108.3	111.4	-
Mar '15	108.3	112.6	-
Feb '15	108.3	109.9	-
Jan '15	-	109.1	-

Residential Heating Fuel Prices — Carmacks

	Furnace Oil	Arctic Stove Oil	Propane (500-gallon tank cost)
24-May-17	102.2	105.3	95.9
10-May-17	102.2	105.3	n/a
26-Apr-17	106.9	110.0	107.9
12-Apr-17	106.9	110.0	107.9
29-Mar-17	106.9	110.0	110.8
15-Mar-17	106.9	110.0	112.2
1-Mar-17	106.9	110.0	115.3
15-Feb-17	106.9	110.0	121.0
1-Feb-17	106.9	110.0	120.4
18-Jan-17	106.9	110.0	116.2
4-Jan-17	102.7	105.8	113.1
21-Dec-16	102.7	105.8	106.5
7-Dec-16	102.7	105.8	104.4
23-Nov-16	102.7	105.8	99.1
9-Nov-16	106.9	110.0	101.7
26-Oct-16	106.9	110.0	101.7
12-Oct-16	102.7	105.8	96.3
28-Sep-16	98.5	101.6	96.3
14-Sep-16	98.5	101.6	n/a
31-Aug-16	95.3	98.5	93.1
17-Aug-16	90.1	93.2	93.1
3-Aug-16	90.1	93.2	93.1
20-Jul-16	90.1	93.2	93.1
6-Jul-16	90.1	93.2	93.7
22-Jun-16	90.1	93.2	93.7
8-Jun-16	90.1	93.2	93.7
25-May-16	90.1	93.2	92.1
11-May-16	90.1	93.2	90.5
Apr '16	90.1	93.2	90.5
Mar '16	88.7	91.8	88.3
Feb '16	86.4	89.6	71.3
Jan '16	94.3	97.5	71.3
Dec '15	101.6	104.8	71.3
Nov '15	103.7	106.9	74.3
Oct '15	103.7	106.9	82.4
Sep '15	103.7	106.9	81.0
Aug '15	109.0	112.1	79.3
Jul '15	109.0	112.1	79.3
Jun '15	109.0	112.1	82.5
May '15	109.0	112.1	85.6
Apr '15	109.0	112.1	84.9
Mar '15	109.0	112.1	84.5
Feb '15	109.0	112.1	84.5
Jan '15	113.7	116.9	87.7
Dec '14	124.2	127.4	91.4
Nov '14	126.8	130.0	92.9
Oct '14	128.9	132.1	89.1
Sep '14	136.3	139.4	85.1
Aug '14	136.3	139.4	84.5
Jul '14	136.3	139.4	85.3
Jun '14	136.3	139.4	88.5
May '14	136.3	139.4	90.3

Residential Heating Fuel Prices — Dawson City

	Furnace Oil	Arctic Stove Oil	Propane (500-gallon tank cost)
24-May-17	107.2	110.8	95.9
10-May-17	105.8	110.8	n/a
26-Apr-17	109.6	115.5	107.9
12-Apr-17	110.8	115.5	107.9
29-Mar-17	109.9	115.5	110.8
15-Mar-17	110.5	115.5	112.2
1-Mar-17	112.1	115.5	115.3
15-Feb-17	111.9	115.5	121.0
1-Feb-17	110.8	115.5	120.4
18-Jan-17	111.6	115.5	116.2
4-Jan-17	109.5	111.3	113.1
21-Dec-16	109.1	111.3	106.5
7-Dec-16	109.1	111.3	104.4
23-Nov-16	106.9	111.3	99.1
9-Nov-16	107.8	115.5	101.7
26-Oct-16	110.7	115.5	101.7
12-Oct-16	110.6	111.3	96.3
28-Sep-16	102.9	107.1	96.3
14-Sep-16	102.9	107.1	n/a
31-Aug-16	103.3	104.0	93.1
17-Aug-16	98.0	98.7	93.1
3-Aug-16	101.3	98.7	93.1
20-Jul-16	100.3	98.7	93.1
6-Jul-16	101.6	98.7	93.7
22-Jun-16	98.3	98.7	93.7
8-Jun-16	97.1	98.7	93.7
25-May-16	97.8	98.7	92.1
11-May-16	94.9	96.4	90.5
Apr '16	95.6	96.3	90.5
Mar '16	94.2	96.2	88.3
Feb '16	91.9	94.3	71.3
Jan '16	99.8	102.4	71.3
Dec '15	107.1	108.3	71.3
Nov '15	109.2	111.8	74.3
Oct '15	109.2	112.8	82.4
Sep '15	109.2	110.8	81.0
Aug '15	114.5	113.5	79.3
Jul '15	114.5	114.3	79.3
Jun '15	114.5	115.2	82.5
May '15	114.5	114.5	85.6
Apr '15	114.5	117.3	84.9
Mar '15	114.5	117.9	84.5
Feb '15	114.5	114.4	84.5
Jan '15	119.2	123.1	87.7
Dec '14	129.7	134.4	91.4
Nov '14	132.3	135.5	92.9
Oct '14	134.4	137.6	89.1
Sep '14	141.8	144.9	85.1
Aug '14	141.8	144.9	84.5
Jul '14	141.8	144.9	85.3
Jun '14	141.8	144.9	88.5
May '14	141.8	144.9	90.3

Residential Heating Fuel Prices — Destruction Bay

	Furnace Oil	Arctic Stove Oil	Propane (500 gallon tank cost)
24-May-17	101.4	104.6	-
10-May-17	101.4	104.6	-
26-Apr-17	106.2	109.3	-
12-Apr-17	106.2	109.3	-
29-Mar-17	106.2	109.3	-
15-Mar-17	106.2	109.3	-
1-Mar-17	106.2	109.3	-
15-Feb-17	106.2	109.3	-
1-Feb-17	106.2	109.3	-
18-Jan-17	106.2	109.3	-
4-Jan-17	102.0	105.1	-
21-Dec-16	102.0	105.1	-
7-Dec-16	102.0	105.1	-
23-Nov-16	102.0	105.1	-
9-Nov-16	106.2	109.3	-
26-Oct-16	106.2	109.3	-
12-Oct-16	102.0	105.1	-
28-Sep-16	97.8	100.9	-
14-Sep-16	97.8	100.9	-
31-Aug-16	94.6	97.8	-
17-Aug-16	89.4	92.5	-
3-Aug-16	89.4	92.5	-
20-Jul-16	89.4	92.5	-
6-Jul-16	89.4	92.5	-
22-Jun-16	94.0	92.5	-
8-Jun-16	94.1	92.5	-
25-May-16	94.7	92.5	-
11-May-16	91.9	93.5	-
Apr '16	91.0	93.2	-
Mar '16	88.0	93.3	-
Feb '16	85.7	92.5	-
Jan '16	93.6	98.7	-
Dec '15	100.9	104.1	-
Nov '15	103.0	106.2	-
Oct '15	103.0	106.2	-
Sep '15	103.0	106.2	-
Aug '15	108.3	111.4	-
Jul '15	108.3	111.4	-
Jun '15	108.3	111.4	-
May '15	108.3	111.4	-
Apr '15	108.3	111.4	-
Mar '15	108.3	111.4	-
Feb '15	108.3	111.4	-

Residential Heating Fuel Prices — Faro

	Furnace Oil	Arctic Stove Oil	Propane (500-gallon tank cost)
24-May-17	102.4	105.5	95.9
10-May-17	102.4	105.5	n/a
26-Apr-17	107.1	110.3	107.9
12-Apr-17	107.1	110.3	107.9
29-Mar-17	107.1	110.3	110.8
15-Mar-17	107.1	110.3	112.2
1-Mar-17	107.1	110.3	115.3
15-Feb-17	107.1	110.3	121.0
1-Feb-17	107.1	110.3	120.4
18-Jan-17	107.1	110.3	116.2
4-Jan-17	102.9	106.1	113.1
21-Dec-16	102.9	106.1	106.5
7-Dec-16	102.9	106.1	104.4
23-Nov-16	102.9	106.1	99.1
9-Nov-16	107.1	110.3	101.7
26-Oct-16	107.1	110.3	101.7
12-Oct-16	102.9	106.1	96.3
28-Sep-16	98.7	101.9	96.3
14-Sep-16	98.7	101.9	n/a
31-Aug-16	95.6	98.7	93.1
17-Aug-16	90.3	93.5	93.1
3-Aug-16	90.3	93.5	93.1
20-Jul-16	90.3	93.5	93.1
6-Jul-16	90.3	93.5	93.7
22-Jun-16	90.3	93.5	93.7
8-Jun-16	90.3	93.5	93.7
25-May-16	90.3	93.5	92.1
11-May-16	90.3	93.5	90.5
Apr '16	90.3	93.5	90.5
Mar '16	88.9	92.1	88.3
Feb '16	86.7	89.8	71.3
Jan '16	94.6	97.7	71.3
Dec '15	101.9	105.0	71.3
Nov '15	104.0	107.1	74.3
Oct '15	104.0	107.1	82.4
Sep '15	104.0	107.1	81.0
Aug '15	109.2	112.4	79.3
Jul '15	109.2	112.4	79.3
Jun '15	109.2	112.4	82.5
May '15	109.2	112.4	85.6
Apr '15	109.2	112.4	84.9
Mar '15	109.2	112.4	84.5
Feb '15	109.2	112.4	84.5
Jan '15	114.0	117.1	87.7
Dec '14	124.5	127.6	91.4
Nov '14	127.1	130.2	92.9
Oct '14	129.2	132.3	89.1
Sep '14	136.5	139.7	85.1
Aug '14	136.5	139.7	84.5
Jul '14	136.5	139.7	85.3
Jun '14	136.5	139.7	88.5
May '14	136.5	139.7	90.3

Residential Heating Fuel Prices — Haines Junction

	Furnace Oil	Arctic Stove Oil	Propane (500-gallon tank cost)
24-May-17	101.9	102.5	95.9
10-May-17	100.5	100.6	n/a
26-Apr-17	104.3	104.5	107.9
12-Apr-17	105.5	104.5	107.9
29-Mar-17	104.6	103.5	110.8
15-Mar-17	105.2	104.5	112.2
1-Mar-17	106.8	104.5	115.3
15-Feb-17	106.6	107.2	121.0
1-Feb-17	105.5	104.5	120.4
18-Jan-17	106.3	103.5	116.2
4-Jan-17	104.2	101.4	113.1
21-Dec-16	103.8	100.9	106.5
7-Dec-16	103.8	100.3	104.4
23-Nov-16	101.6	97.7	99.1
9-Nov-16	102.5	100.6	101.7
26-Oct-16	105.4	103.5	101.7
12-Oct-16	105.3	100.6	96.3
28-Sep-16	97.6	101.4	96.3
14-Sep-16	97.6	102.4	n/a
31-Aug-16	98.0	100.3	93.1
17-Aug-16	92.7	96.9	93.1
3-Aug-16	95.9	96.9	93.1
20-Jul-16	95.0	98.8	93.1
6-Jul-16	96.3	98.5	93.7
22-Jun-16	93.0	98.2	93.7
8-Jun-16	91.8	94.3	93.7
25-May-16	92.4	93.8	92.1
11-May-16	89.6	92.8	90.5
Apr '16	88.7	91.4	90.5
Mar '16	85.9	90.7	88.3
Feb '16	83.6	86.5	71.3
Jan '16	91.5	94.4	71.3
Dec '15	98.8	101.1	71.3
Nov '15	100.9	105.5	74.3
Oct '15	100.9	106.1	82.4
Sep '15	100.9	103.9	81.0
Aug '15	106.2	107.1	79.3
Jul '15	106.2	108.4	79.3
Jun '15	106.2	107.9	82.5
May '15	106.2	107.1	85.6
Apr '15	106.2	104.7	84.9
Mar '15	106.2	109.1	84.5
Feb '15	106.2	107.0	84.5
Jan '15	110.9	104.7	87.7
Dec '14	121.4	116.4	91.4
Nov '14	124.0	126.5	92.9
Oct '14	126.1	128.3	89.1
Sep '14	133.5	131.6	85.1
Aug '14	133.5	133.7	84.5
Jul '14	133.5	132.9	85.3
Jun '14	133.5	133.7	88.5
May '14	133.5	134.5	90.3

Residential Heating Fuel Prices — Marsh Lake

	Furnace Oil	Arctic Stove Oil	Propane (500 gallon tank cost)
24-May-17	102.0	105.1	-
10-May-17	102.0	105.1	-
26-Apr-17	106.7	109.8	-
12-Apr-17	106.7	109.8	-
29-Mar-17	106.7	109.8	-
15-Mar-17	106.7	109.8	-
1-Mar-17	106.7	109.8	-
15-Feb-17	106.7	109.8	-
1-Feb-17	106.7	109.8	-
18-Jan-17	106.7	109.8	-
4-Jan-17	102.5	105.6	-
21-Dec-16	102.5	105.6	-
7-Dec-16	102.5	105.6	-
23-Nov-16	102.5	105.6	-
9-Nov-16	106.7	109.8	-
26-Oct-16	106.7	109.8	-
12-Oct-16	102.5	105.6	-
28-Sep-16	98.3	101.4	-
14-Sep-16	98.3	101.4	-
31-Aug-16	95.1	98.3	-
17-Aug-16	89.9	93.0	-
3-Aug-16	89.9	93.0	-
20-Jul-16	89.9	93.0	-
6-Jul-16	89.9	93.0	-
22-Jun-16	89.9	93.0	-
8-Jun-16	89.9	93.0	-
25-May-16	89.9	93.0	-
11-May-16	89.9	93.0	-
Apr '16	89.9	93.0	-
Mar '16	88.5	91.6	-
Feb '16	85.7	88.9	-
Jan '16	93.6	96.8	-
Dec '15	100.9	104.1	-
Nov '15	103.0	106.2	-
Oct '15	103.0	106.2	-
Sep '15	103.0	106.2	-
Aug '15	108.3	111.4	-
Jul '15	108.3	111.4	-
Jun '15	108.3	111.4	-
May '15	108.3	111.4	-
Apr '15	108.3	111.4	-
Mar '15	108.3	111.4	-
Feb '15	108.3	111.4	-

Residential Heating Fuel Prices — Mayo

	Furnace Oil	Arctic Stove Oil	Propane (500-gallon tank cost)
24-May-17	109.8	114.5	95.9
10-May-17	108.9	114.5	n/a
26-Apr-17	111.4	116.9	107.9
12-Apr-17	110.8	114.8	107.9
29-Mar-17	111.7	116.9	110.8
15-Mar-17	112.0	116.9	112.2
1-Mar-17	113.1	116.9	115.3
15-Feb-17	111.9	115.3	121.0
1-Feb-17	111.2	115.3	120.4
18-Jan-17	112.0	115.8	116.2
4-Jan-17	111.9	116.1	113.1
21-Dec-16	110.9	114.5	106.5
7-Dec-16	110.9	114.5	104.4
23-Nov-16	109.0	115.5	99.1
9-Nov-16	111.7	119.0	101.7
26-Oct-16	113.3	119.0	101.7
12-Oct-16	112.1	114.8	96.3
28-Sep-16	105.6	110.6	96.3
14-Sep-16	105.6	110.6	n/a
31-Aug-16	103.4	105.3	93.1
17-Aug-16	99.8	102.7	93.1
3-Aug-16	102.0	102.7	93.1
20-Jul-16	103.0	105.3	93.1
6-Jul-16	102.2	102.7	93.7
22-Jun-16	100.1	102.7	93.7
8-Jun-16	99.2	102.7	93.7
25-May-16	99.7	102.7	92.1
11-May-16	97.8	99.9	90.5
Apr '16	98.9	99.8	90.5
Mar '16	99.2	99.9	88.3
Feb '16	98.2	98.8	71.3
Jan '16	108.0	108.0	71.3
Dec '15	112.2	112.3	71.3
Nov '15	115.3	115.6	74.3
Oct '15	114.2	116.8	82.4
Sep '15	114.9	115.5	81.0
Aug '15	119.0	117.2	79.3
Jul '15	119.0	117.7	79.3
Jun '15	119.0	118.3	82.5
May '15	118.9	117.4	85.6
Apr '15	119.0	120.5	84.9
Mar '15	118.9	120.0	84.5
Feb '15	119.0	117.8	84.5
Jan '15	117.6	116.7	87.7
Dec '14	129.7	134.8	89.1
Nov '14	140.3	140.3	92.9
Oct '14	142.4	142.4	89.1
Sep '14	149.7	149.7	85.1
Aug '14	149.7	149.7	84.5
Jul '14	149.7	149.7	85.3
Jun '14	149.7	149.7	88.5
May '14	149.7	149.7	90.3

Residential Heating Fuel Prices — Pelly Crossing

	Furnace Oil	Arctic Stove Oil	Propane (500 gallon tank cost)
24-May-17	104.5	107.2	-
10-May-17	103.2	107.2	-
26-Apr-17	106.9	111.9	-
12-Apr-17	108.2	111.9	-
29-Mar-17	107.3	111.9	-
15-Mar-17	107.8	111.9	-
1-Mar-17	109.5	111.9	-
15-Feb-17	109.3	111.9	-
1-Feb-17	108.1	111.9	-
18-Jan-17	108.9	111.9	-
4-Jan-17	106.8	107.7	-
21-Dec-16	106.4	107.7	-
7-Dec-16	106.4	107.7	-
23-Nov-16	104.2	107.7	-
9-Nov-16	105.2	111.9	-
26-Oct-16	108.0	111.9	-
12-Oct-16	107.9	107.7	-
28-Sep-16	100.2	103.5	-
14-Sep-16	100.2	103.5	-
31-Aug-16	100.6	100.4	-
17-Aug-16	95.3	95.1	-
3-Aug-16	98.6	95.1	-
20-Jul-16	97.7	95.1	-
6-Jul-16	98.9	95.1	-
22-Jun-16	95.7	95.1	-
8-Jun-16	94.4	95.1	-
25-May-16	95.1	95.1	-
11-May-16	92.2	93.8	-
Apr '16	92.4	93.6	-
Mar '16	90.6	93.5	-
Feb '16	88.3	91.6	-
Jan '16	96.2	99.7	-
Dec '15	103.5	105.6	-
Nov '15	105.6	109.2	-
Oct '15	105.6	109.7	-
Sep '15	105.6	107.8	-
Aug '15	110.9	110.9	-
Jul '15	110.9	111.7	-
Jun '15	110.9	112.5	-
May '15	110.9	112.3	-
Apr '15	110.9	114.0	-
Mar '15	110.9	114.7	-
Feb '15	110.9	112.0	-
Jan '15	-	110.6	-

Residential Heating Fuel Prices — Ross River

	Furnace Oil	Arctic Stove Oil	Propane (500-gallon tank cost)
24-May-17	103.4	106.6	95.9
10-May-17	103.4	106.6	n/a
26-Apr-17	108.2	111.3	107.9
12-Apr-17	108.2	111.3	107.9
29-Mar-17	108.2	111.3	110.8
15-Mar-17	108.2	111.3	112.2
1-Mar-17	108.2	111.3	115.3
15-Feb-17	108.2	111.3	121.0
1-Feb-17	108.2	111.3	120.4
18-Jan-17	108.2	111.3	116.2
4-Jan-17	104.0	107.1	113.1
21-Dec-16	104.0	107.1	106.5
7-Dec-16	104.0	107.1	104.4
23-Nov-16	104.0	107.1	99.1
9-Nov-16	108.2	111.3	101.7
26-Oct-16	108.2	111.3	101.7
12-Oct-16	104.0	107.1	96.3
28-Sep-16	99.8	102.9	96.3
14-Sep-16	99.8	102.9	n/a
31-Aug-16	96.6	99.8	93.1
17-Aug-16	91.4	94.5	93.1
3-Aug-16	91.4	94.5	93.1
20-Jul-16	91.4	94.5	93.1
6-Jul-16	91.4	94.5	93.7
22-Jun-16	91.4	94.5	93.7
8-Jun-16	91.4	94.5	93.7
25-May-16	91.4	94.5	92.1
11-May-16	91.4	94.5	90.5
Apr '16	91.4	94.5	90.5
Mar '16	90.0	93.1	88.3
Feb '16	87.7	90.9	71.3
Jan '16	95.6	98.8	71.3
Dec '15	102.9	106.1	71.3
Nov '15	105.0	108.2	74.3
Oct '15	105.0	108.2	82.4
Sep '15	105.0	108.2	81.0
Aug '15	110.9	114.0	79.3
Jul '15	110.9	114.0	79.3
Jun '15	110.9	114.0	82.5
May '15	110.3	113.4	85.6
Apr '15	110.3	113.4	84.9
Mar '15	110.3	113.4	84.5
Feb '15	110.3	113.4	84.5
Jan '15	115.0	118.2	87.7
Dec '14	125.5	128.7	91.4
Nov '14	128.1	131.3	92.9
Oct '14	130.2	133.4	89.1
Sep '14	137.6	140.7	85.1
Aug '14	137.6	140.7	84.5
Jul '14	137.6	140.7	85.3
Jun '14	137.6	140.7	88.5
May '14	137.6	140.7	90.3

Residential Heating Fuel Prices — Stewart Crossing

	Furnace Oil	Arctic Stove Oil	Propane (500-gallon tank cost)
24-May-17	104.1	107.2	-
10-May-17	104.1	107.2	-
26-Apr-17	108.8	111.9	-
12-Apr-17	108.8	111.9	-
29-Mar-17	108.8	111.9	-
15-Mar-17	108.8	111.9	-
1-Mar-17	108.8	111.9	-
15-Feb-17	108.8	111.9	-
1-Feb-17	108.8	111.9	-
18-Jan-17	108.8	111.9	-
4-Jan-17	104.6	107.7	-
21-Dec-16	104.6	107.7	-
7-Dec-16	104.6	107.7	-
23-Nov-16	104.6	107.7	-
9-Nov-16	108.8	111.9	-
26-Oct-16	108.8	111.9	-
12-Oct-16	104.6	107.7	-
28-Sep-16	100.4	103.5	-
14-Sep-16	100.4	103.5	-
31-Aug-16	97.2	100.4	-
17-Aug-16	92.0	95.1	-
3-Aug-16	92.0	95.1	-
20-Jul-16	92.0	95.1	-
6-Jul-16	92.0	95.1	-
22-Jun-16	92.0	95.1	-
8-Jun-16	92.0	95.1	-
25-May-16	92.0	95.1	-
11-May-16	92.0	95.1	-
Apr '16	92.0	95.1	-
Mar '16	90.6	93.7	-
Feb '16	88.3	91.5	-
Jan '16	96.2	99.4	-
Dec '15	103.5	106.7	-
Nov '15	105.6	108.8	-
Oct '15	105.6	108.8	-
Sep '15	105.6	108.8	-
Aug '15	110.9	114.0	-
Jul '15	110.9	114.0	-
Jun '15	110.9	114.0	-
May '15	110.9	114.0	-
Apr '15	110.9	114.0	-
Mar '15	110.9	114.0	-
Feb '15	110.9	114.0	-

Residential Heating Fuel Prices — Tagish & Teslin

	Tagish		
	Furnace Oil	Arctic Stove Oil	Propane (500-gallon tank cost)
24-May-17	105.0	110.0	-
10-May-17	103.7	110.0	-
26-Apr-17	107.5	115.0	-
12-Apr-17	108.7	115.0	-
29-Mar-17	107.8	115.0	-
15-Mar-17	108.3	115.0	-
1-Mar-17	110.0	115.0	-
15-Feb-17	109.8	115.0	-
1-Feb-17	108.6	115.0	-
18-Jan-17	109.4	115.0	-
4-Jan-17	107.3	112.9	-
21-Dec-16	106.9	112.9	-
7-Dec-16	106.9	112.9	-
23-Nov-16	104.7	105.1	-
9-Nov-16	105.7	115.0	-
26-Oct-16	108.5	115.0	-
12-Oct-16	108.5	112.9	-
28-Sep-16	100.7	103.0	-
14-Sep-16	100.7	103.0	-
31-Aug-16	99.1	101.4	-
17-Aug-16	93.7	98.8	-
3-Aug-16	97.0	98.8	-
20-Jul-16	96.0	98.8	-
6-Jul-16	97.3	98.8	-
22-Jun-16	94.0	98.8	-
8-Jun-16	92.8	98.8	-
25-May-16	93.5	98.8	-
11-May-16	90.6	96.5	-
Apr '16	90.3	96.3	-
Mar '16	88.0	96.2	-
Feb '16	85.7	95.0	-
Jan '16	93.6	103.9	-
Dec '15	100.9	109.6	-
Nov '15	103.0	112.0	-
Oct '15	103.0	113.2	-
Sep '15	103.0	112.9	-
Aug '15	108.3	114.2	-
Jul '15	108.3	114.7	-
Jun '15	108.3	115.3	-
May '15	108.3	117.2	-
Apr '15	108.3	115.5	-
Mar '15	108.3	119.3	-
Feb '15	108.3	113.6	-
Jan '15	-	124.4	-
Dec '14	-	136.5	-
Nov '14	-	142.8	-
Oct '14	-	147.0	-
Sep '14	-	149.1	-
Aug '14	-	149.1	-
Jul '14	-	149.1	-
Jun '14	-	149.1	-
May '14	-	149.1	-

	Teslin		
	Furnace Oil	Arctic Stove Oil	Propane (500-gallon tank cost)
24-May-17	103.3	105.3	95.9
10-May-17	102.0	105.3	n/a
26-Apr-17	105.7	110.0	107.9
12-Apr-17	106.9	110.0	107.9
29-Mar-17	106.1	110.0	110.8
15-Mar-17	106.6	110.0	112.2
1-Mar-17	108.3	110.0	115.3
15-Feb-17	108.0	110.0	121.0
1-Feb-17	106.9	110.0	120.4
18-Jan-17	107.7	110.0	116.2
4-Jan-17	105.6	105.8	113.1
21-Dec-16	105.2	105.8	106.5
7-Dec-16	105.2	105.8	104.4
23-Nov-16	103.0	105.8	99.1
9-Nov-16	104.0	110.0	101.7
26-Oct-16	106.7	110.0	101.7
12-Oct-16	106.7	105.8	96.3
28-Sep-16	99.0	101.6	96.3
14-Sep-16	99.0	101.6	n/a
31-Aug-16	99.4	98.5	93.1
17-Aug-16	94.1	93.2	93.1
3-Aug-16	97.3	93.2	93.1
20-Jul-16	96.4	93.2	93.1
6-Jul-16	97.7	93.2	93.7
22-Jun-16	94.4	93.2	93.7
8-Jun-16	93.2	93.2	93.7
25-May-16	93.8	93.2	92.1
11-May-16	91.0	92.6	90.5
Apr '16	90.1	93.1	88.4
Mar '16	88.7	92.2	88.3
Feb '16	86.4	90.4	71.3
Jan '16	94.3	98.5	71.3
Dec '15	101.6	104.4	71.3
Nov '15	103.7	107.9	74.3
Oct '15	103.7	108.1	82.4
Sep '15	103.7	106.4	81.0
Aug '15	109.0	109.6	79.3
Jul '15	109.0	110.4	79.3
Jun '15	109.0	111.3	82.5
May '15	109.0	111.4	85.6
Apr '15	109.0	112.0	84.9
Mar '15	109.0	112.9	84.5
Feb '15	109.0	110.3	84.5
Jan '15	113.8	115.4	87.7
Dec '14	124.3	127.5	91.4
Nov '14	126.9	130.1	92.9
Oct '14	129.0	132.2	89.1
Sep '14	136.4	139.5	85.1
Aug '14	136.4	139.5	84.5
Jul '14	136.4	139.5	85.3
Jun '14	136.4	139.5	88.5
May '14	136.4	139.4	90.3

Residential Heating Fuel Prices — Watson Lake

	Furnace Oil	Arctic Stove Oil	Propane (500-gallon tank cost)
24-May-17	105.5	104.5	95.9
10-May-17	104.2	104.5	n/a
26-Apr-17	108.0	109.2	107.9
12-Apr-17	109.2	109.2	107.9
29-Mar-17	108.3	109.2	110.8
15-Mar-17	108.8	109.2	112.2
1-Mar-17	110.5	109.2	115.3
15-Feb-17	110.3	109.2	121.0
1-Feb-17	109.1	109.2	120.4
18-Jan-17	109.9	109.2	116.2
4-Jan-17	107.8	105.0	113.1

21-Dec-16	107.5	105.0	106.5
7-Dec-16	107.5	105.0	104.4
23-Nov-16	105.3	105.0	99.1
9-Nov-16	106.2	109.2	101.7
26-Oct-16	109.0	109.2	101.7
12-Oct-16	109.0	105.0	96.3
28-Sep-16	101.3	100.8	96.3
14-Sep-16	101.3	100.8	n/a
31-Aug-16	101.7	97.7	93.1
17-Aug-16	96.3	92.4	93.1
3-Aug-16	99.6	92.4	93.1
20-Jul-16	98.7	92.4	93.1
6-Jul-16	100.0	92.4	93.7
22-Jun-16	96.7	92.4	93.7
8-Jun-16	95.4	92.4	93.7
25-May-16	96.1	92.4	92.1
11-May-16	93.2	94.8	90.5

	Furnace Oil	Arctic Stove Oil	Propane (500-gallon tank cost)
Apr '16	91.6	94.6	90.5
Mar '16	87.9	94.6	88.3
Feb '16	85.6	92.6	71.3
Jan '16	93.0	99.5	71.3

Dec '15	100.8	106.4	71.3
Nov '15	109.2	113.5	74.3
Oct '15	109.2	113.5	82.4
Sep '15	106.2	110.0	81.0
Aug '15	107.2	111.5	79.3
Jul '15	107.6	112.3	79.3
Jun '15	109.3	114.0	82.5
May '15	111.7	115.9	85.6
Apr '15	108.8	113.0	84.9
Mar '15	118.6	119.6	84.5
Feb '15	117.3	118.7	84.5
Jan '15	115.7	118.5	87.7

Dec '14	127.6	130.3	91.4
Nov '14	136.9	139.7	92.9
Oct '14	134.3	137.1	89.1
Sep '14	138.2	141.0	85.1
Aug '14	138.3	141.1	84.5
Jul '14	137.8	140.6	85.3
Jun '14	140.2	143.0	88.5
May '14	144.6	146.7	90.3

Information collected by Yukon Bureau of Statistics
for the Department of Energy, Mines and Resources.

Next release: June 23, 2017