

YUKON BUREAU OF STATISTICS



Yukon Fuel Price Survey May 2018

Retail Motor Fuel Prices in Yukon

Average Prices as of May 23, 2018

	Self-serve			% Change May 24, 2017 to May 23, 2018		
	regular	premium	diesel	regular	premium	diesel
Whitehorse	144.5	153.3	136.8	24.1%	22.1%	19.0%
Beaver Creek	152.2	169.9	145.2	19.3%	6.3%	5.8%
Burwash Landing	144.9	154.9	127.9	19.9%	18.3%	7.6%
Carcross	149.9	-	149.9	15.4%	-	15.4%
Carmacks	149.9	154.9	147.9	20.0%	14.8%	16.1%
Dawson City	155.7	167.0	151.7	14.7%	17.9%	10.1%
Destruction Bay	156.9	168.9	152.9	22.7%	22.5%	21.4%
Eagle Plains	n/a	-	n/a	n/a	-	n/a
Faro	153.9	-	152.5	20.3%	-	14.7%
Haines Junction	146.2	157.9	143.4	19.6%	22.2%	17.3%
Jake's Corner	147.8	155.9	137.9	26.5%	20.1%	18.1%
Mayo	151.9	-	141.9	26.7%	-	24.3%
Pelly Crossing	148.9	-	148.4	16.4%	-	16.0%
Ross River	149.9	-	152.9	15.4%	-	17.7%
Stewart Crossing	154.9	160.9	150.9	22.1%	21.1%	21.8%
Teslin	148.9	158.9	141.9	23.7%	21.4%	19.3%
Watson Lake	140.9	149.4	136.7	20.2%	11.2%	15.9%

As of May 23, 2018, average **regular self-serve** gasoline prices ranged from 140.9¢ per litre in Watson Lake to 156.9¢ per litre in Destruction Bay; a difference of 16.0¢. In communities offering **premium self-serve** gasoline, prices ranged from 149.4¢ in Watson Lake to 169.9¢ in Beaver Creek; a difference of 20.5¢. **Diesel self-serve** prices ranged from 127.9¢ in Burwash Landing to 152.9¢ in Destruction Bay and Ross River; a difference of 25.0¢ per litre.

Comparing May 23, 2018 to May 24, 2017, **regular self-serve** gasoline prices increased in all Yukon communities. **Diesel self-serve** prices also increased in all Yukon communities.

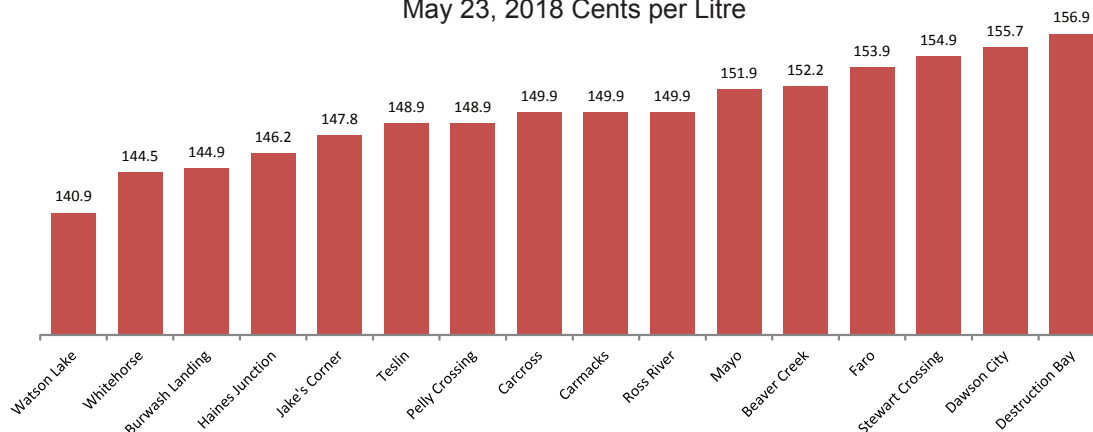
	Full-serve				% Change May 24, 2017 to May 23, 2018			
	regular	premium	diesel	propane	regular	premium	diesel	propane
Whitehorse	144.9	152.9	136.2	101.2	24.0%	21.2%	18.5%	7.4%
Dawson City	-	-	-	135.0	-	-	-	0.0%
Destruction Bay	-	-	-	140.0	-	-	-	10.3%
Eagle Plains	-	-	-	n/a	-	-	-	n/a
Haines Junction	-	-	-	100.0	-	-	-	n/a
Jake's Corner	-	-	-	n/a	-	-	-	n/a
Mayo	n/a	-	n/a	-	n/a	-	n/a	-
Teslin	-	-	-	112.5	-	-	-	10.3%
Watson Lake	-	-	-	110.9	-	-	-	4.7%

In communities offering **full-serve propane** fuel services, prices ranged from 100.0¢ per litre in Haines Junction to 140.0¢ per litre in Destruction Bay; a difference of 40.0¢. Year-over-year, prices of full-serve propane increased in Whitehorse, Destruction Bay, Teslin and Watson Lake; prices remained the same in Dawson City.

Notes:

All prices are Canadian cents per litre, including all applicable taxes.
 "n/a" indicates this information was not available for the reporting period.
 "-" Indicates this service was not available in this community at this time.

Average Self-Serve Gasoline Prices May 23, 2018 Cents per Litre



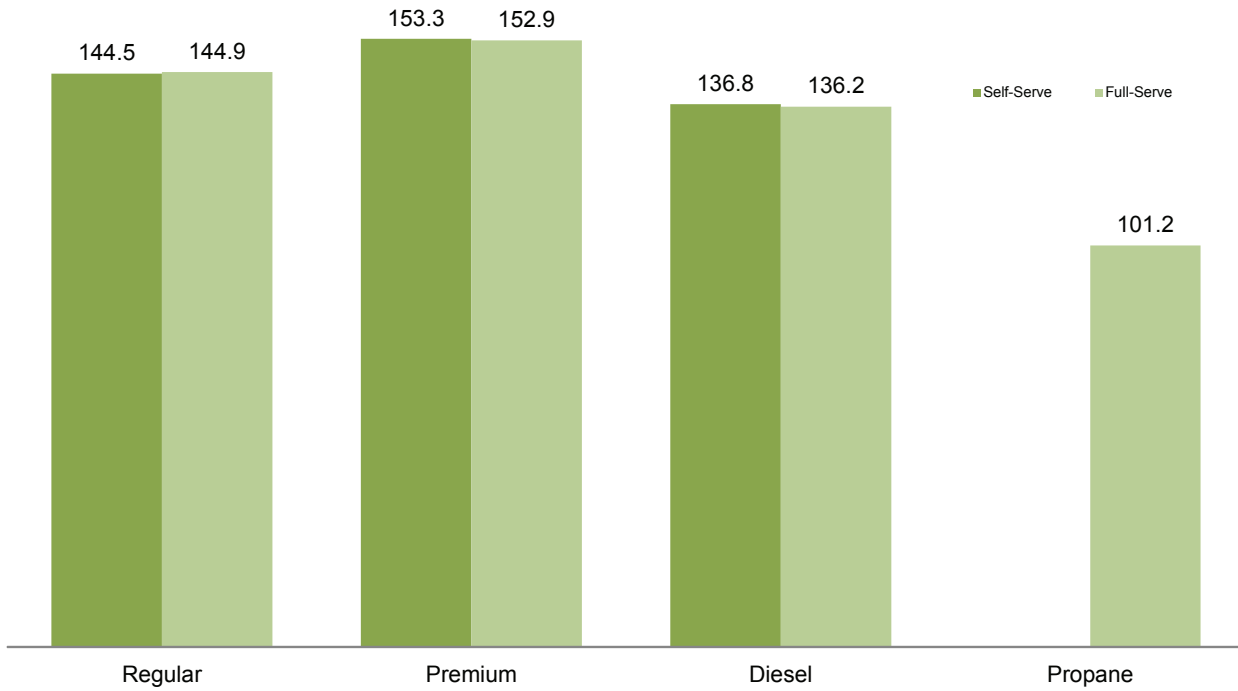
*Data for Eagle Plains was not available.

Retail Motor Fuel Prices — Whitehorse

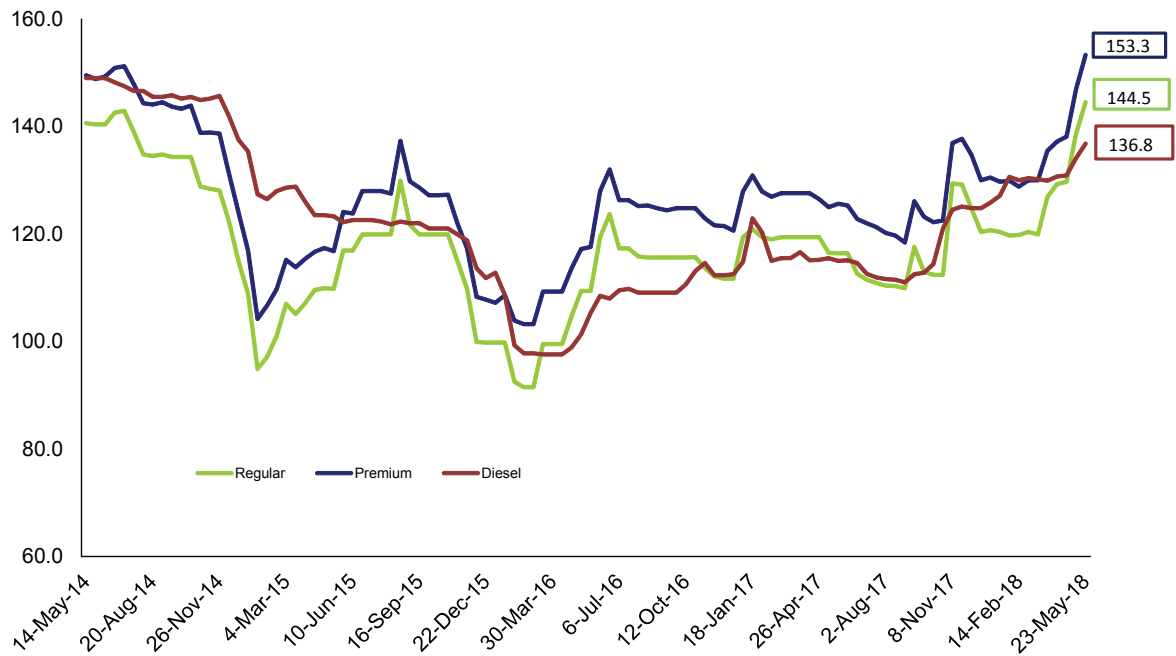
	Self-serve			Full-serve			
	regular	premium	diesel	regular	premium	diesel	propane
23-May-18	144.5	153.3	136.8	144.9	152.9	136.2	101.2
9-May-18	138.6	146.9	134.1	139.9	147.6	134.9	100.2
25-Apr-18	129.7	138.1	130.9	129.9	137.9	130.9	100.2
11-Apr-18	129.3	137.2	130.7	129.9	137.9	130.9	100.6
28-Mar-18	126.9	135.5	129.9	126.9	134.9	130.9	100.6
14-Mar-18	119.9	130.0	130.2	120.9	131.9	130.9	102.9
28-Feb-18	120.4	130.0	130.4	120.9	131.9	130.9	102.9
14-Feb-18	119.8	128.8	130.0	120.9	127.9	131.9	101.4
31-Jan-18	119.7	129.9	130.6	120.9	132.4	132.9	102.9
17-Jan-18	120.4	129.7	127.1	119.9	130.9	124.6	103.9
3-Jan-18	120.7	130.5	125.8	120.9	131.9	126.2	103.9
20-Dec-17	120.4	130.0	124.8	120.9	131.9	126.2	102.6
6-Dec-17	124.7	134.7	124.8	127.2	135.2	126.2	101.9
22-Nov-17	129.2	137.7	125.1	129.6	137.6	123.9	101.9
8-Nov-17	129.4	136.9	124.5	129.9	137.9	121.9	101.2
25-Oct-17	112.4	122.5	121.0	112.9	124.2	118.3	100.2
11-Oct-17	112.4	122.2	114.4	112.9	124.2	114.0	100.2
27-Sep-17	113.0	123.2	112.8	112.9	124.9	114.0	98.4
13-Sep-17	117.6	126.1	112.5	119.9	127.9	114.0	98.6
30-Aug-17	109.9	118.4	111.0	109.9	118.9	112.4	94.9
16-Aug-17	110.3	119.7	111.5	109.2	120.6	111.2	98.6
2-Aug-17	110.4	120.2	111.6	110.2	122.9	112.6	97.6
19-Jul-17	110.9	121.3	111.9	110.6	123.2	112.6	97.6
5-Jul-17	111.5	122.0	112.6	111.9	124.2	113.6	98.2
20-Jun-17	112.6	122.8	114.6	113.2	124.6	114.9	98.2
7-Jun-17	116.4	125.3	115.1	116.9	125.6	115.2	98.2
24-May-17	116.4	125.6	115.0	116.9	126.2	114.9	94.2
10-May-17	116.5	125.0	115.5	116.9	126.2	114.9	92.9
Apr '17	118.6	127.1	115.2	118.9	126.4	114.9	92.9
Mar '17	119.4	127.6	115.9	119.9	127.2	115.6	96.7
Feb '17	119.2	127.4	117.7	119.3	126.6	122.2	93.9
Jan '17	119.4	127.9	115.1	119.9	127.2	114.8	91.4
Dec '16	111.7	121.1	112.4	111.9	122.2	111.9	89.9
Nov '16	112.9	122.3	113.5	112.8	123.7	113.6	90.3
Oct '16	115.7	124.8	111.9	115.9	126.2	114.3	88.3
Sep '16	115.6	124.6	109.1	115.9	126.2	108.9	88.6
Aug '16	115.7	125.1	109.1	115.9	126.2	108.9	88.7
Jul '16	117.3	126.3	109.7	117.9	126.4	110.4	90.4
Jun '16	121.6	130.0	108.3	122.6	132.8	108.9	89.7
May '16	109.4	117.4	103.3	109.9	118.6	106.7	88.9
Apr '16	102.1	111.5	98.3	101.8	114.8	106.7	89.1
Mar '16	96.8	107.3	97.7	97.5	113.2	105.6	88.4
Feb '16	92.0	103.6	98.6	93.7	111.1	105.7	91.6
Jan '16	99.8	107.9	110.7	100.6	119.6	116.5	94.3
Dec '15	99.9	108.1	112.7	101.8	120.8	119.8	95.0
Nov '15	112.4	119.6	119.4	114.9	127.9	122.9	94.0
Oct '15	119.9	127.3	121.0	119.9	131.7	123.9	93.8
Sep '15	120.5	128.5	121.7	122.8	134.7	123.9	93.9
Aug '15	124.9	132.4	122.1	126.1	136.0	123.9	94.6
Jul '15	119.9	128.0	122.5	122.3	133.2	124.2	94.0
Jun '15	118.4	125.9	122.6	117.7	129.2	131.2	97.3
May '15	113.4	120.5	122.8	114.2	127.4	132.0	96.3

Retail Motor Fuel Prices — Whitehorse

Average Fuel Prices, as of May 23, 2018
(cents per litre)



Average Self-Serve Bi-weekly Fuel Prices,
May 2014 - May 2018
(cents per litre)



Retail Motor Fuel Prices - Beaver Creek & Burwash Landing

	Beaver Creek Self-serve		
	regular	premium	diesel
23-May-18	152.2	169.9	145.2
9-May-18	149.9	149.9	149.9
25-Apr-18	144.9	159.9	159.9
11-Apr-18	144.9	159.9	159.9
28-Mar-18	144.9	159.9	159.9
14-Mar-18	144.9	159.9	159.9
28-Feb-18	144.9	159.9	159.9
14-Feb-18	144.9	159.9	159.9
31-Jan-18	144.9	159.9	159.9
17-Jan-18	144.9	159.9	159.9
3-Jan-18	144.9	159.9	159.9
20-Dec-17	144.9	159.9	159.9
6-Dec-17	137.4	159.9	147.4
22-Nov-17	137.4	159.9	144.9
8-Nov-17	137.4	159.9	144.9
25-Oct-17	137.4	159.9	144.9
11-Oct-17	136.9	159.9	139.6
27-Sep-17	136.9	159.9	139.6
13-Sep-17	136.9	159.9	139.6
30-Aug-17	144.0	159.9	140.1
16-Aug-17	137.6	159.9	140.1
2-Aug-17	134.9	159.9	138.4
19-Jul-17	133.6	159.9	138.2
5-Jul-17	133.6	159.9	137.6
20-Jun-17	133.6	159.9	137.6
7-Jun-17	133.3	159.9	137.3
24-May-17	127.6	159.9	137.3
10-May-17	133.3	159.9	137.9
Apr '17	138.3	159.9	143.3
Mar '17	144.6	159.6	154.6
Feb '17	144.9	159.9	152.4
Jan '17	144.9	155.4	149.9
Dec '16	139.9	159.9	149.9
Nov '16	139.9	159.9	143.9
Oct '16	133.2	159.9	136.2
Sep '16	133.2	159.9	135.9
Aug '16	133.2	159.9	135.6
Jul '16	137.9	159.9	130.3
Jun '16	130.8	151.4	125.9
May '16	121.5	142.9	137.1
Apr '16	127.6	142.9	141.9
Mar '16	127.9	142.2	131.2
Feb '16	131.9	141.9	137.4
Jan '16	139.9	152.9	149.9
Dec '15	147.4	160.4	154.9
Nov '15	154.9	167.9	159.9
Oct '15	152.6	167.9	163.3
Sep '15	149.2	167.9	166.6
Aug '15	150.2	167.9	166.6
Jul '15	149.1	167.9	166.6
Jun '15	141.1	160.4	164.9
May '15	137.9	152.9	163.6

	Burwash Landing Self-serve		
	regular	premium	diesel
23-May-18	144.9	154.9	127.9
9-May-18	129.9	139.9	135.9
28-Mar-18	129.9	139.9	135.9
14-Mar-18	129.9	139.9	135.9
28-Mar-18	125.9	135.9	135.9
14-Mar-18	129.9	139.9	127.9
28-Feb-18	n/a	n/a	n/a
14-Feb-18	129.9	139.9	127.9
31-Jan-18	129.9	139.9	127.9
17-Jan-18	129.9	139.9	127.9
3-Jan-18	n/a	n/a	n/a
20-Dec-17	n/a	n/a	n/a
6-Dec-17	129.9	139.9	127.9
22-Nov-17	129.9	139.9	127.9
8-Nov-17	n/a	n/a	n/a
25-Oct-17	120.9	130.9	118.9
11-Oct-17	120.9	130.9	118.9
27-Sep-17	120.9	130.9	118.9
13-Sep-17	120.9	130.9	118.9
30-Aug-17	120.9	130.9	118.9
16-Aug-17	120.9	130.9	118.9
2-Aug-17	120.9	130.9	118.9
19-Jul-17	120.9	130.9	118.9
5-Jul-17	120.9	130.9	118.9
20-Jun-17	n/a	n/a	n/a
7-Jun-17	120.9	130.9	118.9
24-May-17	120.9	130.9	118.9
10-May-17	120.9	130.9	118.9
Apr '17	125.9	135.9	118.9
Mar '17	125.9	135.9	118.9
Feb '17	125.9	135.9	118.9
Jan '17	122.9	132.9	117.4
Dec '16	119.9	129.9	115.9
Nov '16	119.9	129.9	115.9
Oct '16	119.9	129.9	115.9
Sep '16	119.9	129.9	115.9
Aug '16	119.9	129.9	115.9
Jul '16	122.9	132.9	120.9
Jun '16	119.9	129.9	119.9
May '16	105.9	115.9	109.9
Apr '16	99.9	109.9	109.9
Mar '16	99.9	109.9	109.5
Feb '16	99.9	109.9	105.9
Jan '16	n/a	n/a	n/a
Dec '15	119.9	129.9	120.9
Nov '15	129.9	139.9	129.9
Oct '15	129.9	139.9	120.9
Sep '15	130.9	140.9	120.9
Aug '15	132.9	142.9	120.9
Jul '15	-	-	-
Jun '15	-	-	-
May '15	-	-	-

Retail Motor Fuel Prices — Carcross & Carmacks

	Carcross Self-serve		
	regular	premium	diesel
23-May-18	149.9	-	149.9
9-May-18	149.9	-	149.9
25-Apr-18	138.9	-	144.9
11-Apr-18	138.9	-	144.9
28-Mar-18	132.9	-	138.9
14-Mar-18	132.9	-	144.9
28-Feb-18	132.9	-	144.9
14-Feb-18	129.9	-	139.9
31-Jan-18	129.9	-	136.9
17-Jan-18	129.9	-	134.9
3-Jan-18	130.0	-	140.0
20-Dec-17	135.0	-	140.0
6-Dec-17	140.0	-	147.0
22-Nov-17	139.0	-	139.0
8-Nov-17	134.0	-	134.0
25-Oct-17	124.0	-	125.0
11-Oct-17	124.0	-	125.0
27-Sep-17	125.0	-	126.0
13-Sep-17	128.0	-	129.0
30-Aug-17	122.0	-	122.0
16-Aug-17	122.0	-	122.0
2-Aug-17	121.9	-	121.9
19-Jul-17	121.9	-	121.9
5-Jul-17	126.9	-	126.9
20-Jun-17	126.9	-	126.9
7-Jun-17	129.9	-	126.9
24-May-17	129.9	-	129.9
10-May-17	129.9	-	129.9
Apr '17	129.9	-	129.9
Mar '17	129.9	-	129.9
Feb '17	129.9	-	129.9
Jan '17	129.9	-	129.9
Dec '16	121.9	-	128.4
Nov '16	123.4	-	128.4
Oct '16	125.9	-	129.9
Sep '16	125.9	-	127.9
Aug '16	125.9	-	125.9
Jul '16	127.9	-	127.9
Jun '16	129.9	-	127.4
May '16	119.9	-	124.9
Apr '16	114.4	-	124.9
Mar '16	110.9	-	118.6
Feb '16	109.9	-	115.9
Jan '16	118.4	-	127.9
Dec '15	121.9	-	129.9
Nov '15	132.4	-	134.9
Oct '15	139.9	-	139.9
Sep '15	139.9	-	139.9
Aug '15	139.9	-	139.9
Jul '15	139.9	-	139.9
Jun '15	137.4	-	139.9
May '15	124.9	-	139.9

	Carmacks Self-serve		
	regular	premium	diesel
23-May-18	149.9	154.9	147.9
9-May-18	149.9	153.9	144.9
25-Apr-18	139.9	149.4	142.9
11-Apr-18	139.9	154.9	139.9
28-Mar-18	130.9	145.4	140.4
14-Mar-18	130.9	145.4	140.4
28-Feb-18	130.9	145.4	140.4
14-Feb-18	130.9	145.4	140.4
31-Jan-18	130.9	145.4	140.4
17-Jan-18	130.9	145.4	140.4
3-Jan-18	139.9	149.9	138.4
20-Dec-17	139.9	149.9	138.4
6-Dec-17	139.9	149.9	137.4
22-Nov-17	139.9	149.9	134.9
8-Nov-17	124.9	134.9	133.9
25-Oct-17	124.9	134.9	132.4
11-Oct-17	124.9	139.4	127.4
27-Sep-17	129.9	137.4	128.9
13-Sep-17	129.9	138.9	128.9
30-Aug-17	119.9	132.4	127.4
16-Aug-17	119.9	133.0	122.4
2-Aug-17	119.9	127.4	122.4
19-Jul-17	119.9	127.4	122.4
5-Jul-17	119.9	129.9	119.9
20-Jun-17	124.9	134.9	127.4
7-Jun-17	124.9	134.9	127.4
24-May-17	124.9	134.9	127.4
10-May-17	124.9	129.9	127.4
Apr '17	124.9	135.9	127.4
Mar '17	124.9	135.9	127.4
Feb '17	124.9	135.9	127.4
Jan '17	124.9	134.4	127.4
Dec '16	124.9	133.4	126.2
Nov '16	124.9	130.9	124.9
Oct '16	124.9	125.4	124.9
Sep '16	124.9	130.4	124.9
Aug '16	125.9	131.2	125.9
Jul '16	127.9	138.9	127.9
Jun '16	133.2	133.9	132.2
May '16	114.9	117.4	114.7
Apr '16	109.9	109.9	109.9
Mar '16	106.6	106.6	106.6
Feb '16	95.9	105.9	99.9
Jan '16	107.4	117.4	114.9
Dec '15	109.9	119.9	119.9
Nov '15	124.9	134.9	124.9
Oct '15	134.9	144.9	127.2
Sep '15	129.9	136.9	125.9
Aug '15	129.9	136.4	123.9
Jul '15	135.4	140.7	128.7
Jun '15	132.9	140.2	126.9
May '15	119.4	127.7	126.4

Retail Motor Fuel Prices — Dawson City & Destruction Bay

	Dawson City Self-serve			Full-serve		Destruction Bay Self-serve			Full-serve
	regular	premium	diesel	propane		regular	premium	diesel	propane
23-May-18	155.7	167.0	151.7	135.0	23-May-18	156.9	168.9	152.9	140.0
9-May-18	150.8	159.7	147.6	135.0	9-May-18	151.9	164.9	146.9	140.0
25-Apr-18	143.3	152.7	141.5	135.0	25-Apr-18	151.9	164.9	145.9	140.0
11-Apr-18	141.8	152.7	142.9	135.0	11-Apr-18	148.9	155.9	144.9	130.0
28-Mar-18	133.5	149.5	137.8	n/a	28-Mar-18	142.9	155.9	144.9	126.9
14-Mar-18	127.8	149.5	139.7	n/a	14-Mar-18	135.9	148.9	144.9	126.9
28-Feb-18	135.1	148.2	142.2	135.0	28-Feb-18	135.9	148.9	146.9	126.9
14-Feb-18	132.0	148.2	137.6	135.0	14-Feb-18	n/a	n/a	n/a	n/a
31-Jan-18	132.0	148.2	139.0	135.0	31-Jan-18	136.9	149.9	149.9	126.9
17-Jan-18	125.8	143.5	129.8	n/a	17-Jan-18	134.9	147.9	146.9	126.9
3-Jan-18	134.8	147.7	135.6	135.0	3-Jan-18	133.9	147.9	146.9	126.9
20-Dec-17	132.7	152.4	137.3	n/a	20-Dec-17	133.9	146.9	144.9	126.9
6-Dec-17	135.2	149.7	132.6	135.0	6-Dec-17	131.9	144.9	143.9	126.9
22-Nov-17	145.4	152.4	148.7	n/a	22-Nov-17	131.9	144.9	142.9	126.9
8-Nov-17	136.4	144.9	142.8	135.0	8-Nov-17	142.9	155.9	143.9	126.9
25-Oct-17	134.7	143.2	136.3	135.0	25-Oct-17	132.9	145.9	140.9	126.9
11-Oct-17	134.7	143.2	136.3	135.0	11-Oct-17	126.9	139.9	134.9	126.9
27-Sep-17	136.2	144.7	135.9	135.0	27-Sep-17	126.9	139.9	129.9	126.9
13-Sep-17	136.2	144.7	135.9	135.0	13-Sep-17	130.9	143.9	125.9	126.9
30-Aug-17	130.7	136.7	128.4	135.0	30-Aug-17	130.9	143.9	124.9	126.9
16-Aug-17	130.7	136.7	133.4	135.0	16-Aug-17	n/a	n/a	n/a	n/a
2-Aug-17	127.7	136.2	133.4	134.9	2-Aug-17	125.9	137.9	123.9	126.9
19-Jul-17	127.7	136.2	133.4	134.9	19-Jul-17	122.9	134.9	118.9	126.9
5-Jul-17	134.2	140.2	134.9	135.0	5-Jul-17	123.9	134.9	120.9	126.9
20-Jun-17	134.2	140.2	134.9	135.0	20-Jun-17	120.9	132.9	122.9	126.9
7-Jun-17	134.2	140.2	134.9	135.0	7-Jun-17	n/a	n/a	n/a	n/a
24-May-17	135.7	141.7	137.8	135.0	24-May-17	127.9	137.9	125.9	126.9
10-May-17	135.7	141.7	137.8	135.0	10-May-17	127.9	137.9	125.9	130.0
Apr '17	135.7	141.7	137.8	135.0	Apr '17	132.9	142.9	128.9	126.9
Mar '17	135.7	141.7	137.8	135.3	Mar '17	126.9	136.9	129.9	126.9
Feb '17	136.1	142.6	140.8	135.0	Feb '17	128.9	138.9	128.9	128.5
Jan '17	132.5	139.5	142.8	n/a	Jan '17	131.4	141.4	127.9	126.9
Dec '16	134.2	139.4	131.9	135.0	Dec '16	126.4	134.9	128.4	126.9
Nov '16	134.4	141.4	131.9	135.0	Nov '16	122.9	132.9	128.9	128.5
Oct '16	136.2	143.2	131.9	135.0	Oct '16	128.9	138.9	129.9	128.5
Sep '16	137.2	143.2	131.9	135.0	Sep '16	124.4	134.4	122.9	126.9
Aug '16	137.2	143.2	131.9	135.0	Aug '16	126.6	136.6	120.9	127.9
Jul '16	136.2	143.0	131.9	135.0	Jul '16	125.4	135.4	122.9	126.9
Jun '16	131.1	137.7	127.9	135.0	Jun '16	135.4	145.4	123.9	128.5
May '16	123.7	131.4	127.9	135.0	May '16	120.4	130.9	116.9	130.0
Apr '16	118.0	125.0	127.9	135.0	Apr '16	118.9	128.9	113.9	130.0
Mar '16	117.2	124.2	135.9	135.0	Mar '16	116.9	126.9	112.2	127.9
Feb '16	119.5	126.5	143.8	135.0	Feb '16	111.9	121.9	109.9	126.9
Jan '16	121.1	128.6	141.9	135.0	Jan '16	120.4	130.4	115.9	126.9
Dec '15	127.5	135.0	143.9	135.0	Dec '15	121.9	131.9	122.4	126.9
Nov '15	138.8	145.6	148.6	135.0	Nov '15	131.9	141.9	128.4	128.5
Oct '15	139.7	146.7	149.3	n/a	Oct '15	140.9	150.9	131.9	126.9
Sep '15	142.2	149.4	145.3	135.0	Sep '15	134.6	144.6	122.9	129.0
Aug '15	142.2	149.5	147.3	135.0	Aug '15	143.9	153.9	122.4	130.0
Jul '15	138.7	146.2	147.8	135.0	Jul '15	138.4	148.4	122.9	130.0
Jun '15	136.2	143.0	147.8	135.0	Jun '15	136.9	146.9	125.9	130.0
May '15	127.5	134.0	155.1	135.0	May '15	131.9	141.9	128.9	126.9

Retail Motor Fuel Prices — Eagle Plains & Faro

	Eagle Plains				Full-serve propane	Faro			
	Eagle Plains Self-Serve			propane		Faro Self-Serve			propane
	regular	premium	diesel			regular	premium	diesel	
23-May-18	n/a	-	n/a	n/a	23-May-18	153.9	-	152.5	
9-May-18	n/a	-	n/a	n/a	9-May-18	149.9	-	148.5	
25-Apr-18	n/a	-	n/a	n/a	25-Apr-18	139.9	-	145.5	
11-Apr-18	n/a	-	n/a	n/a	11-Apr-18	139.9	-	145.5	
28-Mar-18	145.0	-	150.0	140.0	28-Mar-18	134.5	-	142.9	
14-Mar-18	145.0	-	150.0	140.0	14-Mar-18	134.5	-	142.9	
28-Feb-18	145.0	-	150.0	140.0	28-Feb-18	134.9	-	142.9	
14-Feb-18	145.0	-	150.0	140.0	14-Feb-18	134.5	-	134.9	
31-Jan-18	145.0	-	150.0	140.0	31-Jan-18	134.5	-	134.9	
17-Jan-18	145.0	-	140.0	140.0	17-Jan-18	139.5	-	134.9	
3-Jan-18	145.0	-	140.0	140.0	3-Jan-18	139.9	-	134.5	
20-Dec-17	145.0	-	140.0	140.0	20-Dec-17	139.9	-	134.5	
6-Dec-17	145.0	-	145.0	140.0	6-Dec-17	n/a	-	n/a	
22-Nov-17	145.0	-	145.0	140.0	22-Nov-17	n/a	-	n/a	
8-Nov-17	145.0	-	140.0	140.0	8-Nov-17	n/a	-	n/a	
25-Oct-17	145.0	-	140.0	140.0	25-Oct-17	n/a	-	n/a	
11-Oct-17	145.0	-	140.0	140.0	11-Oct-17	n/a	-	n/a	
27-Sep-17	145.0	-	140.0	140.0	27-Sep-17	129.5	-	129.9	
13-Sep-17	145.0	-	140.0	140.0	13-Sep-17	126.9	-	129.9	
30-Aug-17	145.0	-	140.0	140.0	30-Aug-17	127.9	-	132.9	
16-Aug-17	145.0	-	145.0	140.0 ^r	16-Aug-17	127.9	-	132.9	
2-Aug-17	145.0	-	145.0	140.0	2-Aug-17	127.9	-	132.9	
19-Jul-17	145.0	-	145.0	140.0	19-Jul-17	127.0	-	127.0	
5-Jul-17	145.0	-	140.0	140.0	5-Jul-17	n/a	-	n/a	
20-Jun-17	145.0	-	140.0	140.0	20-Jun-17	127.9	-	132.9	
7-Jun-17	145.0	-	145.0	140.0	7-Jun-17	127.9	-	132.9	
24-May-17	145.0	-	145.0	140.0	24-May-17	127.9	-	132.9	
10-May-17	145.0	-	145.0	140.0	10-May-17	127.9	-	132.9	
Apr '17	145.0	-	140.0	140.0	Apr '17	127.9	-	132.9	
Mar '17	145.0	-	140.0	140.0	Mar '17	125.9	-	130.9	
Feb '17	145.0	-	140.0	140.0	Feb '17	124.9	-	129.9	
Jan '17	145.0	-	140.0	140.0	Jan '17	124.9	-	129.9	
Dec '16	145.0	-	140.0	140.0	Dec '16	124.9	-	123.9	
Nov '16	145.0	-	142.5	140.0	Nov '16	124.9	-	123.9	
Oct '16	145.0	-	145.0	140.0	Oct '16	124.9	-	123.9	
Sep '16	145.0	-	145.0	140.0	Sep '16	n/a	-	n/a	
Aug '16	145.0	-	143.3	140.0	Aug '16	126.9	-	125.9	
Jul '16	145.0	-	142.5	140.0	Jul '16	133.5	-	129.5	
Jun '16	145.0	-	145.0	140.0	Jun '16	134.9	-	133.9	
May '16	145.0	-	145.0	140.0	May '16	109.9	-	108.9	
Apr '16	145.0	-	140.0	140.0	Apr '16	109.9	-	108.9	
Mar '16	146.7	-	145.0	140.0	Mar '16	100.2	-	101.2	
Feb '16	150.0	-	150.0	140.0	Feb '16	102.9	-	107.4	
Jan '16	150.0	-	155.0	140.0	Jan '16	107.4	-	114.9	
Dec '15	150.0	-	157.5	140.0	Dec '15	114.9	-	120.4	
Nov '15	150.0	-	160.0	140.0	Nov '15	129.9	-	127.9	
Oct '15	150.0	-	155.0	140.0	Oct '15	132.4	-	119.9	
Sep '15	150.0	-	155.0	140.0	Sep '15	137.2	-	119.2	
Aug '15	150.0	-	155.0	140.0	Aug '15	131.9	-	120.9	
Jul '15	150.0	-	157.5	140.0	Jul '15	131.9	-	124.9	
Jun '15	152.5	-	155.0	140.0	Jun '15	131.5	-	125.9	
May '15	150.0	-	160.0	140.0	May '15	117.9	-	125.9	

Retail Motor Fuel Prices — Haines Junction

	Self-serve			Full-serve
	regular	premium	diesel	propane
23-May-18	146.2	157.9	143.4	100.0
9-May-18	143.2	152.9	140.2	100.0
25-Apr-18	134.7	142.9	136.4	100.0
11-Apr-18	129.7	142.9	136.7	100.0
28-Mar-18	128.4	140.4	136.7	100.0
14-Mar-18	124.9	133.9	136.2	100.0
28-Feb-18	124.9	133.9	136.4	100.0
14-Feb-18	124.9	133.9	135.4	100.0
31-Jan-18	124.9	133.9	135.4	100.0
17-Jan-18	124.4	133.9	134.2	100.0
3-Jan-18	124.4	133.9	131.8	100.0
20-Dec-17	126.2	129.9	133.6	100.0
6-Dec-17	128.2	135.9	132.7	100.0
22-Nov-17	130.2	146.0	133.9	100.0
8-Nov-17	129.2	146.0	133.2	100.0
25-Oct-17	117.4	125.9	128.2	100.0
11-Oct-17	116.7	125.9	117.9	100.0
27-Sep-17	121.7	132.9	120.2	100.0
13-Sep-17	121.7	132.9	117.9	100.0
30-Aug-17	114.9	122.9	115.2	100.0
16-Aug-17	115.9	124.9	116.4	100.0
2-Aug-17	116.7	124.9	117.2	100.0
19-Jul-17	117.4	124.9	116.4	100.0
5-Jul-17	115.7	125.4	116.6	100.0
20-Jun-17	119.2	127.9	119.7	100.0
7-Jun-17	123.6	128.5	119.6	100.0
24-May-17	122.2	129.2	122.2	n/a
10-May-17	120.8	128.7	121.9	100.0
Apr '17	122.7	129.0	122.0	100.0
Mar '17	121.4	130.9	120.9	100.0
Feb '17	123.0	130.9	121.5	100.0
Jan '17	122.3	130.9	119.5	100.0
Dec '16	113.9	122.4	116.1	100.0
Nov '16	116.9	124.2	116.9	100.0
Oct '16	118.9	126.4	116.9	100.0
Sep '16	117.3	126.4	115.9	100.0
Aug '16	119.3	126.4	115.5	100.3
Jul '16	122.7	130.4	113.5	100.0
Jun '16	124.4	133.7	114.0	100.0
May '16	111.1	119.2	109.9	100.0
Apr '16	104.0	111.7	108.2	100.0
Mar '16	99.1	105.4	109.1	100.0
Feb '16	98.6	104.4	109.1	100.0
Jan '16	105.2	110.4	116.9	100.0
Dec '15	107.6	110.4	118.9	100.0
Nov '15	119.6	123.7	126.2	100.0
Oct '15	123.9	128.4	126.5	100.0
Sep '15	124.3	131.9	127.6	100.0
Aug '15	126.5	137.7	127.8	100.0
Jul '15	124.0	132.4	128.7	100.0
Jun '15	121.3	127.4	127.5	109.9
May '15	116.9	124.7	129.0	109.9

Retail Motor Fuel Prices — Jake's Corner

	Self-serve			Full-serve
	regular	premium	diesel	propane
23-May-18	147.8	155.9	137.9	n/a
9-May-18	142.8	146.9	137.9	n/a
25-Apr-18	132.8	140.9	132.9	n/a
11-Apr-18	132.8	140.9	132.9	n/a
28-Mar-18	n/a	n/a	n/a	n/a
14-Mar-18	n/a	n/a	n/a	n/a
28-Feb-18	n/a	n/a	n/a	n/a
14-Feb-18	n/a	n/a	n/a	n/a
31-Jan-18	n/a	n/a	n/a	n/a
17-Jan-18	n/a	n/a	n/a	n/a
3-Jan-18	n/a	n/a	n/a	n/a
20-Dec-17	n/a	n/a	n/a	n/a
6-Dec-17	n/a	n/a	n/a	n/a
22-Nov-17	n/a	n/a	n/a	n/a
8-Nov-17	n/a	n/a	n/a	n/a
25-Oct-17	n/a	n/a	n/a	n/a
11-Oct-17	n/a	n/a	n/a	n/a
27-Sep-17	n/a	n/a	n/a	n/a
13-Sep-17	n/a	n/a	n/a	n/a
30-Aug-17	n/a	n/a	n/a	n/a
16-Aug-17	112.8	126.8	113.8	115.0
2-Aug-17	112.8	126.8	113.8	115.0
19-Jul-17	112.8	126.8	113.8	115.0
5-Jul-17	112.8	126.8	113.8	100.0
20-Jun-17	116.8	129.8	116.8	115.0
7-Jun-17	116.8	129.8	116.8	115.0
24-May-17	116.8	129.8	116.8	115.0
10-May-17	119.8	129.8	119.8	100.0
Apr '17	119.8	129.8	124.8	100.0
Mar '17	119.8	129.8	124.8	115.0
Feb '17	119.8	129.8	124.8	115.0
Jan '17	117.8	129.8	124.8	115.0
Dec '16	115.8	129.8	124.8	115.0
Nov '16	115.8	129.8	124.8	115.0
Oct '16	117.8	129.8	124.8	115.0
Sep '16	115.8	129.8	114.8	115.0
Aug '16	115.8	129.8	114.8	115.0
Jul '16	118.8	129.8	114.8	115.0
Jun '16	124.9	134.9	107.9	107.5
May '16	109.8	119.8	99.8	110.0
Apr '16	102.3	113.8	102.3	110.0
Mar '16	94.5	107.5	107.5	110.0
Feb '16	91.8	104.8	112.8	105.0
Jan '16	99.8	129.8	112.8	110.0
Dec '15	104.8	129.8	115.8	110.0
Nov '15	119.8	129.8	118.8	110.0
Oct '15	119.8	129.8	124.3	110.0
Sep '15	121.8	138.8	120.8	100.0
Aug '15	114.9	129.8	130.4	100.0
Jul '15	117.4	129.8	125.7	105.0
Jun '15	121.1	133.8	125.6	100.0
May '15	112.4	124.8	130.4	100.0

Effective March 2016, Jake's Corner prices are reported rather than Tagish area prices, due to Tagish gas station closure.

Retail Motor Fuel Prices — Mayo

	Self-serve			Full-serve	
	regular	premium	diesel	regular	diesel
23-May-18	151.9	-	141.9	n/a	n/a
9-May-18	146.9	-	141.9	n/a	n/a
25-Apr-18	139.9	-	135.1	n/a	n/a
11-Apr-18	136.9	-	137.9	n/a	n/a
28-Mar-18	130.4	-	128.5	n/a	n/a
14-Mar-18	121.8	-	131.3	n/a	n/a
28-Feb-18	127.9	-	137.9	n/a	n/a
14-Feb-18	121.8	-	128.5	n/a	n/a
31-Jan-18	121.8	-	131.3	n/a	n/a
17-Jan-18	121.8	-	121.8	n/a	n/a
3-Jan-18	127.9	-	129.9	n/a	n/a
20-Dec-17	127.9	-	129.9	n/a	n/a
6-Dec-17	126.6	-	123.7	n/a	n/a
22-Nov-17	132.3	-	125.6	n/a	n/a
8-Nov-17	132.3	-	128.5	n/a	n/a
25-Oct-17	116.1	-	119.0	n/a	n/a
11-Oct-17	116.1	-	116.1	n/a	n/a
27-Sep-17	114.2	-	110.4	n/a	n/a
13-Sep-17	125.9	-	101.8	n/a	n/a
30-Aug-17	115.7	-	114.9	122.9	123.9
16-Aug-17	113.9	-	n/a	122.9	123.9
2-Aug-17	108.5	-	109.4	122.9	110.9
19-Jul-17	112.3	-	113.2	122.9	110.9
5-Jul-17	112.3	-	113.2	128.9	123.9
20-Jun-17	112.3	-	113.2	128.9	123.9
7-Jun-17	117.1	-	112.3	128.9	123.9
24-May-17	119.9	-	114.2	128.9	123.9
10-May-17	119.9	-	114.2	128.9	123.9
Apr '17	119.9	-	114.2	128.9	123.9
Mar '17	119.9	-	114.2	128.9	123.9
Feb '17	119.9	-	111.3	128.9	123.9
Jan '17	119.9	-	111.3	128.9	123.9
Dec '16	117.9	-	113.9	128.9	123.9
Nov '16	121.9	-	113.9	128.9	123.9
Oct '16	126.4	-	119.9	128.9	123.9
Sep '16	123.9	-	115.9	128.9	123.9
Aug '16	124.9	-	115.6	128.9	123.9
Jul '16	126.9	-	116.9	132.4	123.9
Jun '16	128.9	-	114.9	129.9	123.9
May '16	120.9	-	107.4	115.9	119.9
Apr '16	118.5	-	103.9	109.9	119.9
Mar '16	101.9	-	105.9	111.2	118.6
Feb '16	102.9	-	109.9	109.9	119.9
Jan '16	109.9	-	125.4	112.9	125.4
Dec '15	111.4	-	129.4	115.9	136.9
Nov '15	122.9	-	131.4	135.9	139.4
Oct '15	128.9	-	128.4	135.9	139.4
Sep '15	130.9	-	128.6	135.9	142.9
Aug '15	133.4	-	126.9	135.9	142.9
Jul '15	128.9	-	127.9	135.9	142.9
Jun '15	126.9	-	127.9	131.4	142.9
May '15	121.4	-	127.9	126.9	142.9

* Mayo full-serve station burnt down in early September 2017.

Retail Motor Fuel Prices — Pelly Crossing & Ross River

	Pelly Crossing Self-serve	
	regular	diesel
23-May-18	148.9	148.4
9-May-18	n/a	n/a
25-Apr-18	137.9	145.9
11-Apr-18	130.9	137.5
28-Mar-18	130.9	137.5
14-Mar-18	130.9	137.5
28-Feb-18	130.9	137.5
14-Feb-18	130.9	137.5
31-Jan-18	130.9	137.5
17-Jan-18	136.9	137.5
3-Jan-18	136.9	137.5
20-Dec-17	136.9	137.5
6-Dec-17	136.9	137.5
22-Nov-17	136.9	137.5
8-Nov-17	129.5	137.5
25-Oct-17	129.5	126.5
11-Oct-17	129.5	126.5
27-Sep-17	n/a	n/a
13-Sep-17	129.5	126.5
30-Aug-17	122.0	122.0
16-Aug-17	122.0	122.0
2-Aug-17	122.0	122.0
19-Jul-17	122.0	122.0
5-Jul-17	127.9	127.9
20-Jun-17	127.9	127.9
7-Jun-17	127.9	127.9
24-May-17	127.9	127.9
10-May-17	127.9	127.9
Apr '17	125.9	127.9
Mar '17	122.6	127.9
Feb '17	120.9	128.9
Jan '17	119.9	129.9
Dec '16	119.9	129.9
Nov '16	128.9	129.9
Oct '16	128.9	126.9
Sep '16	129.4	129.9
Aug '16	125.9	126.3
Jul '16	137.0	128.0
Jun '16	137.0	128.0
May '16	118.0	115.0
Apr '16	104.9	111.9
Mar '16	104.9	111.9
Feb '16	104.9	111.9
Jan '16	122.9	121.9
Dec '15	124.9	131.9
Nov '15	129.9	131.9
Oct '15	142.9	135.9
Sep '15	138.9	135.9
Aug '15	135.4	135.9
Jul '15	133.9	135.9
Jun '15	130.9	135.9
May '15	127.9	135.9

	Ross River Self-serve	
	regular	diesel
23-May-18	149.9	152.9
9-May-18	139.9	145.9
25-Apr-18	139.9	145.9
11-Apr-18	134.9	141.9
28-Mar-18	134.9	141.9
14-Mar-18	134.9	141.9
28-Feb-18	139.9	139.9
14-Feb-18	139.9	139.9
31-Jan-18	139.9	139.9
17-Jan-18	139.9	139.9
3-Jan-18	129.9	134.9
20-Dec-17	139.9	139.9
6-Dec-17	139.9	139.9
22-Nov-17	134.9	134.9
8-Nov-17	129.9	129.9
25-Oct-17	129.9	129.9
11-Oct-17	129.9	129.9
27-Sep-17	129.9	129.9
13-Sep-17	129.9	129.9
30-Aug-17	129.9	129.9
16-Aug-17	129.9	129.9
2-Aug-17	129.9	129.9
19-Jul-17	129.9	129.9
5-Jul-17	129.9	129.9
20-Jun-17	129.9	129.9
7-Jun-17	129.9	129.9
24-May-17	129.9	129.9
10-May-17	129.9	129.9
Apr '17	129.9	129.9
Mar '17	129.9	129.9
Feb '17	129.9	129.9
Jan '17	129.9	127.9
Dec '16	129.9	127.9
Nov '16	130.9	126.4
Oct '16	131.1	124.9
Sep '16	131.1	124.9
Aug '16	127.3	118.0
Jul '16	125.1	104.6
Jun '16	128.9	101.6
May '16	118.5	106.1
Apr '16	115.3	113.5
Mar '16	109.4	110.4
Feb '16	99.4	102.9
Jan '16	111.5	114.3
Dec '15	115.6	119.4
Nov '15	126.9	122.9
Oct '15	131.4	123.1
Sep '15	129.9	113.5
Aug '15	129.9	113.5
Jul '15	126.7	110.9
Jun '15	122.6	115.4
May '15	118.4	119.9

Retail Motor Fuel Prices — Stewart Crossing

	Self-Serve		
	regular	premium	diesel
23-May-18	154.9	160.9	150.9
9-May-18	149.9	155.9	145.9
25-Apr-18	139.9	145.9	139.9
11-Apr-18	139.9	145.9	139.9
28-Mar-18	129.9	136.9	139.9
14-Mar-18	130.9	136.9	139.9
28-Feb-18	130.9	136.9	139.9
14-Feb-18	130.9	136.9	139.9
31-Jan-18	130.9	136.9	139.9
17-Jan-18	130.9	126.9	139.9
3-Jan-18	130.9	136.9	132.9
20-Dec-17	130.9	136.9	132.9
6-Dec-17	137.9	141.9	132.9
22-Nov-17	139.9	145.9	132.9
8-Nov-17	139.9	145.9	132.9
25-Oct-17	122.9	128.9	132.9
11-Oct-17	122.9	128.9	119.9
27-Sep-17	129.9	128.9	119.9
13-Sep-17	129.9	135.9	119.9
30-Aug-17	120.9	126.9	119.9
16-Aug-17	120.9	126.9	119.9
2-Aug-17	120.9	126.9	119.9
19-Jul-17	121.9	127.9	122.9
5-Jul-17	121.9	127.9	122.9
20-Jun-17	123.9	129.9	122.9
7-Jun-17	126.9	132.9	123.9
24-May-17	126.9	132.9	123.9
10-May-17	126.9	132.9	123.9
Apr '17	129.9	135.9	125.9
Mar '17	129.9	135.9	125.9
Feb '17	129.9	135.9	125.9
Jan '17	129.9	135.9	125.9
Dec '16	121.9	127.9	119.9
Nov '16	123.9	129.9	119.9
Oct '16	125.9	131.9	118.9
Sep '16	125.9	131.9	117.9
Aug '16	125.9	131.9	117.9
Jul '16	127.9	133.9	117.9
Jun '16	132.9	138.9	117.9
May '16	119.9	125.9	113.9
Apr '16	112.4	118.4	109.9
Mar '16	105.9	111.9	109.9
Feb '16	101.9	107.9	109.9
Jan '16	109.9	115.9	125.9
Dec '15	109.9	115.9	125.9
Nov '15	124.9	130.9	131.9
Oct '15	129.9	135.9	131.9
Sep '15	132.2	138.2	134.9
Aug '15	134.9	140.9	134.9
Jul '15	129.9	135.9	134.9
Jun '15	128.4	134.4	134.9
May '15	123.4	129.4	134.9

Retail Motor Fuel Prices — Teslin

	Self-serve			Full-serve
	regular	premium	diesel	propane
23-May-18	148.9	158.9	141.9	112.5
9-May-18	143.9	148.9	141.9	112.5
25-Apr-18	133.9	143.9	135.9	112.5
11-Apr-18	133.9	143.9	135.9	112.5
28-Mar-18	130.9	143.9	135.9	112.5
14-Mar-18	128.9	139.9	137.9	112.5
28-Feb-18	129.9	139.9	139.9	112.5
14-Feb-18	129.9	139.9	139.9	112.5
31-Jan-18	129.9	139.9	134.9	112.5
17-Jan-18	129.9	139.9	133.9	107.0
3-Jan-18	132.9	142.9	133.9	107.0
20-Dec-17	132.9	142.9	133.9	107.0
6-Dec-17	132.9	142.9	133.9	107.0
22-Nov-17	129.4	138.9	133.9	107.0
8-Nov-17	126.9	133.9	128.9	107.0
25-Oct-17	118.9	128.9	128.9	107.0
11-Oct-17	118.9	128.9	119.9	107.0
27-Sep-17	123.9	133.9	119.9	107.0
13-Sep-17	123.9	133.9	119.9	107.0
30-Aug-17	117.9	127.9	115.9	107.0
16-Aug-17	117.9	127.9	115.9	107.0
2-Aug-17	117.9	127.9	115.9	100.0
19-Jul-17	117.9	127.9	116.9	100.0
5-Jul-17	120.4	130.9	117.9	102.0
20-Jun-17	120.4	130.9	117.9	100.0
7-Jun-17	120.4	130.9	117.9	102.0
24-May-17	120.4	130.9	118.9	102.0
10-May-17	123.9	133.9	119.9	102.0
Apr '17	121.9	129.9	119.9	102.0
Mar '17	123.9	130.6	119.9	102.0
Feb '17	123.9	133.9	119.9	102.0
Jan '17	121.7	129.4	117.7	102.0
Dec '16	115.9	125.9	115.9	102.0
Nov '16	118.9	129.9	117.4	102.0
Oct '16	119.9	129.9	117.9	102.0
Sep '16	119.9	129.9	112.9	102.0
Aug '16	119.9	129.9	112.9	102.2
Jul '16	123.2	131.9	113.2	101.3
Jun '16	128.9	138.9	114.2	107.0
May '16	113.9	123.9	112.9	105.0
Apr '16	105.2	116.4	105.9	110.0
Mar '16	101.2	109.9	105.9	109.7
Feb '16	99.9	109.9	105.9	112.3
Jan '16	107.4	117.4	116.9	117.5
Dec '15	109.9	119.9	121.9	120.00
Nov '15	121.4	129.4	126.7	117.5
Oct '15	123.9	133.9	128.7	115.0
Sep '15	127.2	137.2	126.9	115.0
Aug '15	128.2	139.4	127.9	115.0
Jul '15	126.7	134.9	126.9	115.0
Jun '15	125.7	134.9	126.9	115.0
May '15	117.2	127.4	129.7	115.0

Retail Motor Fuel Prices — Watson Lake

	Self-serve			Full-serve	
	regular	premium	diesel	diesel	propane
23-May-18	140.9	149.4	136.7	-	110.9
9-May-18	137.2	147.9	134.2	-	110.9
25-Apr-18	130.5	142.9	130.6	-	110.9
11-Apr-18	125.9	136.9	127.7	-	110.9
28-Mar-18	121.3	134.9	126.7	-	110.9
14-Mar-18	116.4	134.9	127.3	-	110.9
28-Feb-18	118.2	134.9	130.9	-	105.9
14-Feb-18	113.7	134.9	124.4	-	n/a
31-Jan-18	116.4	134.9	130.9	-	105.9
17-Jan-18	116.4	134.9	124.4	-	105.9
3-Jan-18	117.2	134.9	126.9	-	105.9
20-Dec-17	117.2	134.9	125.9	-	105.9
6-Dec-17	120.6	134.9	124.1	-	105.9
22-Nov-17	124.9	137.9	129.4	-	105.9
8-Nov-17	121.9	137.9	125.9	-	105.9
25-Oct-17	113.4	132.9	120.9	-	105.9
11-Oct-17	119.9	132.7	121.9	-	105.9
27-Sep-17	119.4	129.4	120.2	-	105.9
13-Sep-17	119.4	129.4	120.2	-	105.9
30-Aug-17	117.2	131.9	116.9	-	105.4
16-Aug-17	115.4	131.4	115.9	-	105.9
2-Aug-17	115.4	131.4	115.2	-	105.4
19-Jul-17	115.4	131.4	115.2	-	105.4
5-Jul-17	116.7	131.4	116.2	-	105.9
20-Jun-17	117.2	133.5	117.2	-	105.9
7-Jun-17	117.2	133.9	117.7	-	105.9
24-May-17	117.2	134.4	117.9	-	105.9
10-May-17	121.4	-	121.9	-	105.9
Apr '17	122.4	-	121.4	-	105.9
Mar '17	110.9	-	116.9	-	105.9
Feb '17	115.9	-	117.4	-	105.9
Jan '17	116.4	-	116.9	-	115.4
Dec '16	106.9	-	112.9	-	105.9
Nov '16	123.4	-	124.4	-	105.9
Oct '16	121.4	-	121.9	-	105.9
Sep '16	116.7	119.9	115.6	-	105.9
Aug '16	116.1	120.2	114.0	-	105.9
Jul '16	120.1	122.4	116.9	-	105.9
Jun '16	120.3	122.9	117.5	-	105.9
May '16	110.4	111.9	105.1	-	111.9
Apr '16	106.4	112.9	103.9	-	111.9
Mar '16	95.1	110.9	96.1	-	105.9
Feb '16	92.7	112.4	97.2	-	105.9
Jan '16	99.5	117.9	99.8	-	105.9
Dec '15	103.5	114.9	104.9	-	115.9
Nov '15	114.2	137.9	112.6	-	129.8
Oct '15	117.6	127.9	112.6	-	131.2
Sep '15	119.8	132.2	115.9	-	127.0
Aug '15	126.0	129.4	118.5	-	130.9
Jul '15	123.1	125.9	118.3	n/a	130.9
Jun '15	120.5	129.2	118.3	143.9	130.9
May '15	117.1	123.2	119.4	143.9	130.9

Residential Fuel Prices in Yukon

Average Prices as of May 24, 2018

	Residential Heating Fuels			% Change May 24, 2017 to May 23, 2018		
	Furnace Oil	Arctic Stove Oil	Propane (500-gallon tank cost)	Furnace Oil	Arctic Stove Oil	Propane (500-gallon tank cost)
Whitehorse	122.1	125.3	106.9	21.6%	22.8%	31.7%
Beaver Creek	128.1	139.6	-	19.4%	26.0%	-
Burwash Landing	125.0	126.0	-	19.6%	17.4%	-
Carcross	121.9	131.3	-	16.1%	25.5%	-
Carmacks	122.6	125.8	121.6	20.0%	19.5%	26.8%
Dawson City	130.2	139.3	121.6	21.5%	25.7%	26.8%
Destruction Bay	121.9	125.1	-	20.2%	19.6%	-
Faro	123.0	126.1	121.6	20.1%	19.5%	26.8%
Haines Junction	119.8	124.5	121.6	17.6%	21.5%	26.8%
Marsh Lake	122.4	125.6	-	20.0%	19.5%	-
Mayo	134.2	137.3	121.6	22.2%	19.9%	26.8%
Pelly Crossing	124.5	127.7	-	19.1%	19.1%	-
Ross River	130.1	127.1	121.6	25.8%	19.2%	26.8%
Stewart Crossing	124.5	127.7	-	19.6%	19.1%	-
Tagish	121.9	131.3	-	16.1%	19.4%	-
Teslin	122.6	125.8	121.6	18.7%	19.5%	26.8%
Watson Lake	121.8	125.0	121.6	15.5%	19.6%	26.8%

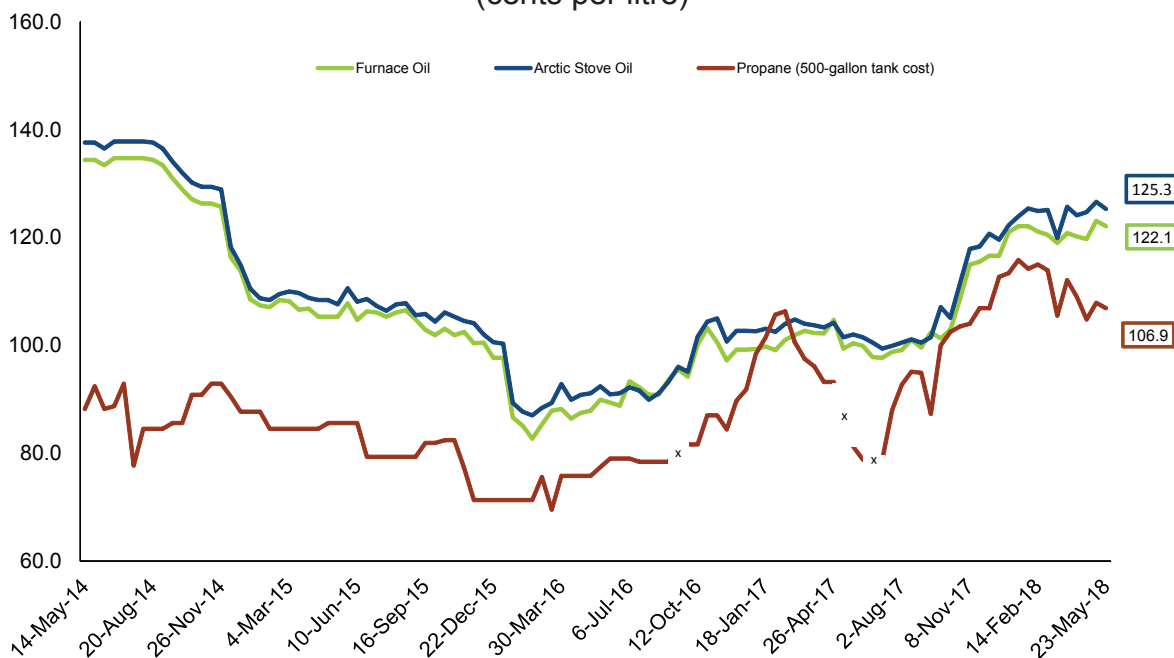
Notes: All prices are Canadian cents per litre, including all applicable taxes.
 “-” indicates this service was not available in this community at this time.

Comparing May 23, 2018 to May 24, 2017, prices of furnace oil increased in all Yukon communities. The largest percentage increase was in Ross River, up 25.8%.

Increases were also reported for Arctic stove oil prices in all Yukon communities. The largest increase was in Beaver Creek, up 26.0%.

During the period, the average price for propane (500 gallon tank) increased 26.8% in all Yukon communities, with the exception of Whitehorse where the increase was 31.7%.

Average Residential Bi-weekly Heating Fuel Prices, Whitehorse
 May 2014 - May 2018
 (cents per litre)



Residential Heating Fuel Prices — Whitehorse

	Furnace Oil	Arctic Stove Oil	Propane (500-gallon tank cost)
23-May-18	122.1	125.3	106.9
9-May-18	123.1	126.6	107.9
25-Apr-18	119.7	124.7	104.8
11-Apr-18	120.2	124.1	109.0
28-Mar-18	120.8	125.7	112.1
14-Mar-18	119.0	119.9	105.5
28-Feb-18	120.5	125.1	113.9
14-Feb-18	121.1	124.9	115.0
31-Jan-18	122.1	125.4	114.2
17-Jan-18	122.1	123.9	115.8
3-Jan-18	121.0	122.3	113.4
20-Dec-17	116.6	119.6	112.7
6-Dec-17	116.6	120.7	106.9
22-Nov-17	115.5	118.3	106.9
8-Nov-17	115.0	117.9	104.0
25-Oct-17	108.7	111.6	103.5
11-Oct-17	102.9	105.1	102.5
27-Sep-17	101.3	107.1	100.0
13-Sep-17	102.4	101.5	87.3
30-Aug-17	99.6	100.5	94.9
16-Aug-17	101.0	101.1	95.1
2-Aug-17	99.1	100.5	92.7
19-Jul-17	98.8	99.9	88.0
5-Jul-17	97.7	99.4	78.8
20-Jun-17	97.8	100.5	n/a
7-Jun-17	99.9	101.5	78.8
24-May-17	100.4	102.0	81.2
10-May-17	99.4	101.5	n/a
Apr '17	103.5	103.8	93.2
Mar '17	102.3	104.2	98.1
Feb '17	100.1	103.3	106.0
Jan '17	99.6	102.9	100.0
Dec '16	99.2	102.7	90.8
Nov '16	98.9	102.9	85.7
Oct '16	101.7	103.0	84.3
Sep '16	94.9	95.6	81.6
Aug '16	91.7	91.4	78.4
Jul '16	92.8	91.9	78.7
Jun '16	89.1	91.0	79.0
May '16	88.9	91.8	76.6
Apr '16	87.0	90.4	75.8
Mar '16	87.1	90.2	73.6
Feb '16	83.9	87.4	71.3
Jan '16	92.2	94.8	71.3
Dec '15	99.1	101.3	71.3
Nov '15	101.5	104.3	74.3
Oct '15	102.5	105.7	82.4
Sep '15	103.2	105.3	81.0
Aug '15	106.3	107.7	79.3
Jul '15	105.7	106.9	79.3
Jun '15	105.5	108.4	82.5
May '15	106.6	109.1	85.6

Residential Heating Fuel Prices — Beaver Creek

	Furnace Oil	Arctic Stove Oil	Propane (500 gallon tank cost)
23-May-18	128.1	139.6	-
9-May-18	128.1	137.2	-
25-Apr-18	128.1	135.9	-
11-Apr-18	128.1	133.5	-
28-Mar-18	128.7	134.8	-
14-Mar-18	128.1	133.8	-
28-Feb-18	128.1	135.0	-
14-Feb-18	128.1	134.3	-
31-Jan-18	133.4	137.5	-
17-Jan-18	133.4	136.5	-
3-Jan-18	128.1	132.1	-
20-Dec-17	128.1	128.6	-
6-Dec-17	128.1	128.0	-
22-Nov-17	128.1	128.3	-
8-Nov-17	128.1	126.6	-
25-Oct-17	120.8	120.9	-
11-Oct-17	114.5	112.5	-
27-Sep-17	114.5	112.5	-
13-Sep-17	110.4	110.8	-
30-Aug-17	106.6	110.8	-
16-Aug-17	105.3	110.8	-
2-Aug-17	105.3	110.8	-
19-Jul-17	105.9	110.8	-
5-Jul-17	104.2	110.8	-
20-Jun-17	104.4	110.8	-
7-Jun-17	107.2	110.8	-
24-May-17	107.3	110.8	-
10-May-17	105.9	110.8	-
Apr '17	110.6	116.1	-
Mar '17	111.3	116.1	-
Feb '17	111.8	116.1	-
Jan '17	111.0	114.0	-
Dec '16	109.5	111.9	-
Nov '16	107.8	114.0	-
Oct '16	111.0	114.0	-
Sep '16	103.3	107.7	-
Aug '16	101.2	101.2	-
Jul '16	101.4	99.3	-
Jun '16	98.1	99.3	-
May '16	96.7	98.1	-
Apr '16	96.1	96.6	-
Mar '16	94.8	96.6	-
Feb '16	92.5	94.7	-
Jan '16	100.4	102.8	-
Dec '15	107.7	108.7	-
Nov '15	109.8	112.2	-
Oct '15	109.8	113.3	-
Sep '15	109.8	111.3	-
Aug '15	115.1	113.9	-
Jul '15	115.1	114.7	-
Jun '15	115.1	115.6	-
May '15	115.1	114.8	-

Residential Heating Fuel Prices — Burwash Landing

	Furnace Oil	Arctic Stove Oil	Propane (500 gallon tank cost)
23-May-18	125.0	126.0	-
9-May-18	125.0	128.1	-
25-Apr-18	125.0	126.0	-
11-Apr-18	125.0	126.0	-
28-Mar-18	125.1	126.1	-
14-Mar-18	125.0	126.0	-
28-Feb-18	125.0	128.1	-
14-Feb-18	125.0	126.0	-
31-Jan-18	130.2	128.6	-
17-Jan-18	130.2	128.6	-
3-Jan-18	125.0	128.1	-
20-Dec-17	125.0	128.1	-
6-Dec-17	125.0	126.0	-
22-Nov-17	125.0	126.0	-
8-Nov-17	125.0	128.1	-
25-Oct-17	117.6	113.9	-
11-Oct-17	111.3	110.7	-
27-Sep-17	111.3	110.7	-
13-Sep-17	104.5	107.3	-
30-Aug-17	104.5	107.3	-
16-Aug-17	104.5	107.3	-
2-Aug-17	104.5	107.3	-
19-Jul-17	104.5	107.3	-
5-Jul-17	104.5	107.3	-
20-Jun-17	104.5	107.3	-
7-Jun-17	104.5	107.3	-
24-May-17	104.5	107.3	-
10-May-17	104.5	107.3	-
Apr '17	109.2	109.7	-
Mar '17	109.2	110.6	-
Feb '17	109.2	109.7	-
Jan '17	107.1	108.7	-
Dec '16	105.0	107.6	-
Nov '16	107.1	108.7	-
Oct '16	107.1	109.0	-
Sep '16	100.8	102.1	-
Aug '16	94.2	95.7	-
Jul '16	92.4	95.1	-
Jun '16	94.7	95.6	-
May '16	95.2	95.3	-
Apr '16	92.6	93.9	-
Mar '16	91.0	95.6	-
Feb '16	88.8	93.2	-
Jan '16	96.7	101.0	-
Dec '15	104.0	107.4	-
Nov '15	106.9	110.3	-
Oct '15	106.9	110.1	-
Sep '15	109.5	108.8	-
Aug '15	116.0	112.0	-
Jul '15	116.0	112.8	-
Jun '15	116.0	113.7	-
May '15	111.3	113.8	-

Residential Heating Fuel Prices — Carcross

	Furnace Oil	Arctic Stove Oil	Propane (500 gallon tank cost)
23-May-18	121.9	131.3	-
9-May-18	121.9	128.9	-
25-Apr-18	121.9	127.6	-
11-Apr-18	121.9	124.6	-
28-Mar-18	121.9	125.6	-
14-Mar-18	121.9	124.9	-
28-Feb-18	121.9	126.1	-
14-Feb-18	121.9	125.1	-
31-Jan-18	127.2	130.3	-
17-Jan-18	127.2	130.3	-
3-Jan-18	121.9	125.0	-
20-Dec-17	121.9	123.5	-
6-Dec-17	121.9	122.9	-
22-Nov-17	121.9	123.2	-
8-Nov-17	121.9	123.0	-
25-Oct-17	114.6	118.5	-
11-Oct-17	108.3	110.1	-
27-Sep-17	108.3	110.1	-
13-Sep-17	108.1	104.6	-
30-Aug-17	104.3	104.6	-
16-Aug-17	103.0	104.6	-
2-Aug-17	103.0	104.6	-
19-Jul-17	103.7	104.6	-
5-Jul-17	102.0	104.6	-
20-Jun-17	102.2	104.6	-
7-Jun-17	104.9	104.6	-
24-May-17	105.0	104.6	-
10-May-17	103.7	104.6	-
Apr '17	108.1	109.3	-
Mar '17	108.7	109.3	-
Feb '17	109.2	109.3	-
Jan '17	108.4	107.2	-
Dec '16	106.9	105.1	-
Nov '16	105.2	107.2	-
Oct '16	108.5	107.2	-
Sep '16	100.7	100.9	-
Aug '16	96.6	94.3	-
Jul '16	96.7	92.5	-
Jun '16	93.4	92.5	-
May '16	92.1	92.4	-
Apr '16	90.3	92.0	-
Mar '16	88.0	91.9	-
Feb '16	85.7	90.0	-
Jan '16	93.6	98.1	-
Dec '15	100.9	104.0	-
Nov '15	103.0	107.6	-
Oct '15	103.0	107.6	-
Sep '15	103.0	105.6	-
Aug '15	108.3	108.2	-
Jul '15	108.3	109.1	-
Jun '15	108.3	109.9	-
May '15	108.3	111.0	-

Residential Heating Fuel Prices — Carmacks

	Furnace Oil	Arctic Stove Oil	Propane (500-gallon tank cost)
23-May-18	122.6	125.8	121.6
9-May-18	122.6	125.8	122.6
25-Apr-18	122.6	125.8	119.5
11-Apr-18	122.6	125.8	123.7
28-Mar-18	122.6	125.8	126.8
14-Mar-18	122.6	125.8	120.2
28-Feb-18	122.6	125.8	128.6
14-Feb-18	122.6	125.8	129.7
31-Jan-18	127.9	131.0	128.9
17-Jan-18	127.9	131.0	130.5
3-Jan-18	122.6	125.8	128.1
20-Dec-17	122.6	125.8	127.4
6-Dec-17	120.5	125.8	121.6
22-Nov-17	120.5	125.8	121.6
8-Nov-17	120.5	125.8	118.7
25-Oct-17	113.2	118.4	118.2
11-Oct-17	109.0	112.1	117.2
27-Sep-17	109.0	112.1	114.7
13-Sep-17	102.2	105.3	102.0
30-Aug-17	102.2	105.3	109.6
16-Aug-17	102.2	105.3	109.8
2-Aug-17	102.2	105.3	107.4
19-Jul-17	102.2	105.3	102.7
5-Jul-17	102.2	105.3	97.1
20-Jun-17	102.2	105.3	n/a
7-Jun-17	102.2	105.3	97.1
24-May-17	102.2	105.3	95.9
10-May-17	102.2	105.3	n/a
Apr '17	106.9	110.0	107.9
Mar '17	106.9	110.0	112.8
Feb '17	106.9	110.0	120.7
Jan '17	104.8	107.9	114.7
Dec '16	102.7	105.8	105.5
Nov '16	104.8	107.9	100.4
Oct '16	104.8	107.9	99.0
Sep '16	98.5	101.6	96.3
Aug '16	91.8	95.0	93.1
Jul '16	90.1	93.2	93.4
Jun '16	90.1	93.2	93.7
May '16	90.1	93.2	91.3
Apr '16	90.1	93.2	90.5
Mar '16	88.7	91.8	88.3
Feb '16	86.4	89.6	71.3
Jan '16	94.3	97.5	71.3
Dec '15	101.6	104.8	71.3
Nov '15	103.7	106.9	74.3
Oct '15	103.7	106.9	82.4
Sep '15	103.7	106.9	81.0
Aug '15	109.0	112.1	79.3
Jul '15	109.0	112.1	79.3
Jun '15	109.0	112.1	82.5
May '15	109.0	112.1	85.6

Residential Heating Fuel Prices — Dawson City

	Furnace Oil	Arctic Stove Oil	Propane (500-gallon tank cost)
23-May-18	130.2	139.3	121.6
9-May-18	133.5	139.9	122.6
25-Apr-18	130.2	136.8	119.5
11-Apr-18	130.2	135.2	123.7
28-Mar-18	130.2	135.9	126.8
14-Mar-18	130.2	135.4	120.2
28-Feb-18	130.2	136.2	128.6
14-Feb-18	130.2	135.7	129.7
31-Jan-18	132.8	137.8	128.9
17-Jan-18	132.8	137.2	130.5
3-Jan-18	130.8	133.6	128.1
20-Dec-17	127.6	129.1	127.4
6-Dec-17	127.6	128.7	121.6
22-Nov-17	128.1	128.3	121.6
8-Nov-17	128.1	128.0	118.7
25-Oct-17	120.8	122.4	118.2
11-Oct-17	114.5	114.0	117.2
27-Sep-17	114.5	114.0	114.7
13-Sep-17	109.4	110.8	102.0
30-Aug-17	106.5	110.8	109.6
16-Aug-17	105.2	110.8	109.8
2-Aug-17	105.2	110.8	107.4
19-Jul-17	105.8	110.8	102.7
5-Jul-17	104.2	110.8	97.1
20-Jun-17	104.3	110.8	n/a
7-Jun-17	107.1	110.8	97.1
24-May-17	107.2	110.8	95.9
10-May-17	105.8	110.8	n/a
Apr '17	110.2	115.5	107.9
Mar '17	110.8	115.5	112.8
Feb '17	111.4	115.5	120.7
Jan '17	110.6	113.4	114.7
Dec '16	109.1	111.3	105.5
Nov '16	107.4	113.4	100.4
Oct '16	110.7	113.4	99.0
Sep '16	102.9	107.1	96.3
Aug '16	100.9	100.5	93.1
Jul '16	101.0	98.7	93.4
Jun '16	97.7	98.7	93.7
May '16	96.4	97.6	91.3
Apr '16	95.6	96.3	90.5
Mar '16	94.2	96.2	88.3
Feb '16	91.9	94.3	71.3
Jan '16	99.8	102.4	71.3
Dec '15	107.1	108.3	71.3
Nov '15	109.2	111.8	74.3
Oct '15	109.2	112.8	82.4
Sep '15	109.2	110.8	81.0
Aug '15	114.5	113.5	79.3
Jul '15	114.5	114.3	79.3
Jun '15	114.5	115.2	82.5
May '15	114.5	114.5	85.6

Residential Heating Fuel Prices — Destruction Bay

	Furnace Oil	Arctic Stove Oil	Propane (500 gallon tank cost)
23-May-18	121.9	125.1	-
9-May-18	121.9	125.1	-
25-Apr-18	121.9	125.1	-
11-Apr-18	121.9	125.1	-
28-Mar-18	121.9	125.1	-
14-Mar-18	121.9	125.1	-
28-Feb-18	121.9	125.1	-
14-Feb-18	121.9	125.1	-
31-Jan-18	127.2	130.3	-
17-Jan-18	127.2	130.3	-
3-Jan-18	121.9	125.1	-
20-Dec-17	121.9	125.1	-
6-Dec-17	119.8	125.6	-
22-Nov-17	119.8	125.6	-
8-Nov-17	119.8	125.6	-
25-Oct-17	112.5	117.6	-
11-Oct-17	108.3	111.3	-
27-Sep-17	108.3	111.3	-
13-Sep-17	101.4	104.6	-
30-Aug-17	101.4	104.6	-
16-Aug-17	101.4	104.6	-
2-Aug-17	101.4	104.6	-
19-Jul-17	101.4	104.6	-
5-Jul-17	101.4	104.5	-
20-Jun-17	101.4	104.6	-
7-Jun-17	101.4	104.6	-
24-May-17	101.4	104.6	-
10-May-17	101.4	104.6	-
Apr '17	106.2	109.3	-
Mar '17	106.2	109.3	-
Feb '17	106.2	109.3	-
Jan '17	104.1	107.2	-
Dec '16	102.0	105.1	-
Nov '16	104.1	107.2	-
Oct '16	104.1	107.2	-
Sep '16	97.8	100.9	-
Aug '16	91.1	94.3	-
Jul '16	89.4	92.5	-
Jun '16	94.1	92.5	-
May '16	93.3	93.0	-
Apr '16	91.0	93.2	-
Mar '16	88.0	93.3	-
Feb '16	85.7	92.5	-
Jan '16	93.6	98.7	-
Dec '15	100.9	104.1	-
Nov '15	103.0	106.2	-
Oct '15	103.0	106.2	-
Sep '15	103.0	106.2	-
Aug '15	108.3	111.4	-
Jul '15	108.3	111.4	-
Jun '15	108.3	111.4	-
May '15	108.3	111.4	-

Residential Heating Fuel Prices — Faro

	Furnace Oil	Arctic Stove Oil	Propane (500-gallon tank cost)
23-May-18	123.0	126.1	121.6
9-May-18	123.0	126.1	122.6
25-Apr-18	123.0	126.1	119.5
11-Apr-18	123.0	126.1	123.7
28-Mar-18	123.0	126.1	126.8
14-Mar-18	123.0	126.1	120.2
28-Feb-18	123.0	126.1	128.6
14-Feb-18	123.0	126.1	129.7
31-Jan-18	128.2	131.4	128.9
17-Jan-18	128.2	131.4	130.5
3-Jan-18	123.0	126.1	128.1
20-Dec-17	123.0	126.1	127.4
6-Dec-17	123.0	126.0	121.6
22-Nov-17	123.0	126.0	121.6
8-Nov-17	123.0	126.0	118.7
25-Oct-17	115.5	118.7	118.2
11-Oct-17	109.2	112.4	117.2
27-Sep-17	109.2	112.4	114.7
13-Sep-17	102.4	105.5	102.0
30-Aug-17	102.4	105.5	109.6
16-Aug-17	102.4	105.5	109.8
2-Aug-17	102.4	105.5	107.4
19-Jul-17	102.4	105.5	102.7
5-Jul-17	102.4	105.5	97.1
20-Jun-17	102.4	105.5	n/a
7-Jun-17	102.4	105.5	97.1
24-May-17	102.4	105.5	95.9
10-May-17	102.4	105.5	n/a
Apr '17	107.1	110.3	107.9
Mar '17	107.1	110.3	112.8
Feb '17	107.1	110.3	120.7
Jan '17	105.0	108.2	114.7
Dec '16	102.9	106.1	105.5
Nov '16	105.0	108.2	100.4
Oct '16	105.0	108.2	99.0
Sep '16	98.7	101.9	96.3
Aug '16	92.1	95.2	93.1
Jul '16	90.3	93.5	93.4
Jun '16	90.3	93.5	93.7
May '16	90.3	93.5	91.3
Apr '16	90.3	93.5	90.5
Mar '16	88.9	92.1	88.3
Feb '16	86.7	89.8	71.3
Jan '16	94.6	97.7	71.3
Dec '15	101.9	105.0	71.3
Nov '15	104.0	107.1	74.3
Oct '15	104.0	107.1	82.4
Sep '15	104.0	107.1	81.0
Aug '15	109.2	112.4	79.3
Jul '15	109.2	112.4	79.3
Jun '15	109.2	112.4	82.5
May '15	109.2	112.4	85.6

Residential Heating Fuel Prices — Haines Junction

	Furnace Oil	Arctic Stove Oil	Propane (500-gallon tank cost)
23-May-18	119.8	124.5	121.6
9-May-18	119.8	124.0	122.6
25-Apr-18	119.8	124.0	119.5
11-Apr-18	119.8	124.0	123.7
28-Mar-18	119.8	123.4	126.8
14-Mar-18	119.8	124.5	120.2
28-Feb-18	119.8	123.7	128.6
14-Feb-18	119.8	125.5	129.7
31-Jan-18	125.1	129.2	128.9
17-Jan-18	125.1	127.6	130.5
3-Jan-18	119.8	123.9	128.1
20-Dec-17	119.8	121.6	127.4
6-Dec-17	119.8	121.2	121.6
22-Nov-17	119.8	120.6	121.6
8-Nov-17	119.8	120.2	118.7
25-Oct-17	112.5	116.0	118.2
11-Oct-17	106.2	113.2	117.2
27-Sep-17	106.2	106.5	114.7
13-Sep-17	105.2	103.7	102.0
30-Aug-17	101.2	99.5	109.6
16-Aug-17	99.9	102.7	109.8
2-Aug-17	99.9	99.5	107.4
19-Jul-17	100.5	100.1	102.7
5-Jul-17	98.9	99.5	97.1
20-Jun-17	99.0	99.5	n/a
7-Jun-17	101.8	98.5	97.1
24-May-17	101.9	102.5	95.9
10-May-17	100.5	100.6	n/a
Apr '17	104.9	104.5	107.9
Mar '17	105.5	104.2	112.8
Feb '17	106.1	105.9	120.7
Jan '17	105.3	102.5	114.7
Dec '16	103.8	100.6	105.5
Nov '16	102.1	99.2	100.4
Oct '16	105.4	102.1	99.0
Sep '16	97.6	101.9	96.3
Aug '16	95.5	98.0	93.1
Jul '16	95.7	98.7	93.4
Jun '16	92.4	96.3	93.7
May '16	91.0	93.3	91.3
Apr '16	88.7	91.4	90.5
Mar '16	85.9	90.7	88.3
Feb '16	83.6	86.5	71.3
Jan '16	91.5	94.4	71.3
Dec '15	98.8	101.1	71.3
Nov '15	100.9	105.5	74.3
Oct '15	100.9	106.1	82.4
Sep '15	100.9	103.9	81.0
Aug '15	106.2	107.1	79.3
Jul '15	106.2	108.4	79.3
Jun '15	106.2	107.9	82.5
May '15	106.2	107.1	85.6

Residential Heating Fuel Prices — Marsh Lake

	Furnace Oil	Arctic Stove Oil	Propane (500 gallon tank cost)
23-May-18	122.4	125.6	-
9-May-18	122.4	125.6	-
25-Apr-18	122.4	125.6	-
11-Apr-18	122.4	125.6	-
28-Mar-18	121.9	125.1	-
14-Mar-18	122.4	125.6	-
28-Feb-18	122.4	125.6	-
14-Feb-18	122.4	125.6	-
31-Jan-18	127.7	130.8	-
17-Jan-18	127.7	130.8	-
3-Jan-18	122.4	125.6	-
20-Dec-17	122.4	125.6	-
6-Dec-17	122.4	125.6	-
22-Nov-17	122.4	125.6	-
8-Nov-17	122.4	125.6	-
25-Oct-17	115.1	118.2	-
11-Oct-17	108.8	111.9	-
27-Sep-17	108.8	111.9	-
13-Sep-17	102.0	105.1	-
30-Aug-17	102.0	105.1	-
16-Aug-17	102.0	105.1	-
2-Aug-17	102.0	105.1	-
19-Jul-17	102.0	105.1	-
5-Jul-17	102.0	105.1	-
20-Jun-17	102.0	105.1	-
7-Jun-17	102.0	105.1	-
24-May-17	102.0	105.1	-
10-May-17	102.0	105.1	-
Apr '17	106.7	109.8	-
Mar '17	106.7	109.8	-
Feb '17	106.7	109.8	-
Jan '17	104.6	107.7	-
Dec '16	102.5	105.6	-
Nov '16	104.6	107.7	-
Oct '16	104.6	107.7	-
Sep '16	98.3	101.4	-
Aug '16	91.6	94.8	-
Jul '16	89.9	93.0	-
Jun '16	89.9	93.0	-
May '16	89.9	93.0	-
Apr '16	89.9	93.0	-
Mar '16	88.5	91.6	-
Feb '16	85.7	88.9	-
Jan '16	93.6	96.8	-
Dec '15	100.9	104.1	-
Nov '15	103.0	106.2	-
Oct '15	103.0	106.2	-
Sep '15	103.0	106.2	-
Aug '15	108.3	111.4	-
Jul '15	108.3	111.4	-
Jun '15	108.3	111.4	-
May '15	108.3	111.4	-

Residential Heating Fuel Prices — Mayo

	Furnace Oil	Arctic Stove Oil	Propane (500-gallon tank cost)
23-May-18	134.2	137.3	121.6
9-May-18	135.4	138.6	122.6
25-Apr-18	134.2	137.3	119.5
11-Apr-18	134.2	137.3	123.7
28-Mar-18	134.2	137.3	126.8
14-Mar-18	134.2	137.3	120.2
28-Feb-18	134.2	137.3	128.6
14-Feb-18	134.2	137.3	129.7
31-Jan-18	136.8	140.0	128.9
17-Jan-18	136.8	140.0	130.5
3-Jan-18	134.8	136.4	128.1
20-Dec-17	131.6	131.8	127.4
6-Dec-17	131.6	131.4	121.6
22-Nov-17	131.6	131.6	121.6
8-Nov-17	131.6	131.4	118.7
25-Oct-17	123.2	122.7	118.2
11-Oct-17	114.8	113.6	117.2
27-Sep-17	114.8	113.6	114.7
13-Sep-17	112.8	117.1	102.0
30-Aug-17	109.3	114.5	109.6
16-Aug-17	110.3	117.3	109.8
2-Aug-17	108.5	114.5	107.4
19-Jul-17	108.9	114.5	102.7
5-Jul-17	107.8	114.5	97.1
20-Jun-17	107.9	114.5	n/a
7-Jun-17	109.8	114.5	97.1
24-May-17	109.8	114.5	95.9
10-May-17	108.9	114.5	n/a
Apr '17	111.1	115.9	107.9
Mar '17	112.3	116.9	112.8
Feb '17	111.6	115.3	120.7
Jan '17	112.0	116.0	114.7
Dec '16	110.9	114.5	105.5
Nov '16	110.4	117.3	100.4
Oct '16	112.7	116.9	99.0
Sep '16	105.6	110.6	96.3
Aug '16	101.7	103.6	93.1
Jul '16	102.6	104.0	93.4
Jun '16	99.7	102.7	93.7
May '16	98.8	101.3	91.3
Apr '16	98.9	99.8	90.5
Mar '16	99.2	99.9	88.3
Feb '16	98.2	98.8	71.3
Jan '16	108.0	108.0	71.3
Dec '15	112.2	112.3	71.3
Nov '15	115.3	115.6	74.3
Oct '15	114.2	116.8	82.4
Sep '15	114.9	115.5	81.0
Aug '15	119.0	117.2	79.3
Jul '15	119.0	117.7	79.3
Jun '15	119.0	118.3	82.5
May '15	118.9	117.4	85.6

Residential Heating Fuel Prices — Pelly Crossing

	Furnace Oil	Arctic Stove Oil	Propane (500 gallon tank cost)
23-May-18	124.5	127.7	-
9-May-18	124.5	127.7	-
25-Apr-18	124.5	127.7	-
11-Apr-18	124.5	127.7	-
28-Mar-18	124.5	127.7	-
14-Mar-18	124.5	127.7	-
28-Feb-18	124.5	127.7	-
14-Feb-18	124.5	127.7	-
31-Jan-18	129.8	132.9	-
17-Jan-18	129.8	132.9	-
3-Jan-18	124.5	126.3	-
20-Dec-17	124.5	124.8	-
6-Dec-17	124.5	124.2	-
22-Nov-17	124.5	124.5	-
8-Nov-17	124.5	124.3	-
25-Oct-17	117.2	118.3	-
11-Oct-17	110.9	110.0	-
27-Sep-17	110.9	109.9	-
13-Sep-17	107.8	107.2	-
30-Aug-17	103.8	107.2	-
16-Aug-17	102.5	107.2	-
2-Aug-17	102.5	107.2	-
19-Jul-17	103.2	107.2	-
5-Jul-17	101.5	107.2	-
20-Jun-17	101.7	107.2	-
7-Jun-17	104.4	107.2	-
24-May-17	104.5	107.2	-
10-May-17	103.2	107.2	-
Apr '17	107.6	111.9	-
Mar '17	108.2	111.9	-
Feb '17	108.7	111.9	-
Jan '17	107.9	109.8	-
Dec '16	106.4	107.7	-
Nov '16	104.7	109.8	-
Oct '16	108.0	109.8	-
Sep '16	100.2	103.5	-
Aug '16	98.2	96.9	-
Jul '16	98.3	95.1	-
Jun '16	95.1	95.1	-
May '16	93.7	94.5	-
Apr '16	92.4	93.6	-
Mar '16	90.6	93.5	-
Feb '16	88.3	91.6	-
Jan '16	96.2	99.7	-
Dec '15	103.5	105.6	-
Nov '15	105.6	109.2	-
Oct '15	105.6	109.7	-
Sep '15	105.6	107.8	-
Aug '15	110.9	110.9	-
Jul '15	110.9	111.7	-
Jun '15	110.9	112.5	-
May '15	110.9	112.3	-

Residential Heating Fuel Prices — Ross River

	Furnace Oil	Arctic Stove Oil	Propane (500-gallon tank cost)
23-May-18	130.1	127.1	121.6
9-May-18	130.1	127.1	122.6
25-Apr-18	130.1	127.1	119.5
11-Apr-18	128.0	127.1	123.7
28-Mar-18	123.9	127.1	126.8
14-Mar-18	123.9	127.1	120.2
28-Feb-18	123.9	127.1	128.6
14-Feb-18	123.9	127.1	129.7
31-Jan-18	129.2	132.3	128.9
17-Jan-18	129.2	132.3	130.5
3-Jan-18	123.9	127.1	128.1
20-Dec-17	123.9	127.1	127.4
6-Dec-17	123.9	127.1	121.6
22-Nov-17	123.9	127.1	121.6
8-Nov-17	123.9	127.1	118.7
25-Oct-17	116.6	119.7	118.2
11-Oct-17	110.3	113.4	117.2
27-Sep-17	110.3	113.4	114.7
13-Sep-17	103.4	106.6	102.0
30-Aug-17	103.4	106.6	109.6
16-Aug-17	103.4	106.6	109.8
2-Aug-17	103.4	106.6	107.4
19-Jul-17	103.4	106.6	102.7
5-Jul-17	103.4	106.6	97.1
20-Jun-17	103.4	106.6	n/a
7-Jun-17	103.4	106.6	97.1
24-May-17	103.4	106.6	95.9
10-May-17	103.4	106.6	n/a
Apr '17	108.2	111.3	107.9
Mar '17	108.2	111.3	112.8
Feb '17	108.2	111.3	120.7
Jan '17	106.1	109.2	114.7
Dec '16	104.0	107.1	105.5
Nov '16	106.1	109.2	100.4
Oct '16	106.1	109.2	99.0
Sep '16	99.8	102.9	96.3
Aug '16	93.1	96.3	93.1
Jul '16	91.4	94.5	93.4
Jun '16	91.4	94.5	93.7
May '16	91.4	94.5	91.3
Apr '16	91.4	94.5	90.5
Mar '16	90.0	93.1	88.3
Feb '16	87.7	90.9	71.3
Jan '16	95.6	98.8	71.3
Dec '15	102.9	106.1	71.3
Nov '15	105.0	108.2	74.3
Oct '15	105.0	108.2	82.4
Sep '15	105.0	108.2	81.0
Aug '15	110.9	114.0	79.3
Jul '15	110.9	114.0	79.3
Jun '15	110.9	114.0	82.5
May '15	110.3	113.4	85.6

Residential Heating Fuel Prices — Stewart Crossing

	Furnace Oil	Arctic Stove Oil	Propane (500-gallon tank cost)
23-May-18	124.5	127.7	-
9-May-18	124.5	127.7	-
25-Apr-18	124.5	127.7	-
11-Apr-18	124.5	127.7	-
28-Mar-18	124.1	124.1	-
14-Mar-18	124.5	127.7	-
28-Feb-18	124.5	127.7	-
14-Feb-18	124.5	127.7	-
31-Jan-18	129.8	132.9	-
17-Jan-18	129.8	132.9	-
3-Jan-18	124.5	127.7	-
20-Dec-17	124.5	127.7	-
6-Dec-17	124.5	127.7	-
22-Nov-17	124.5	127.7	-
8-Nov-17	124.5	127.7	-
25-Oct-17	117.2	120.3	-
11-Oct-17	110.9	114.0	-
27-Sep-17	110.9	114.0	-
13-Sep-17	104.1	107.2	-
30-Aug-17	104.1	107.2	-
16-Aug-17	104.1	107.2	-
2-Aug-17	104.1	107.2	-
19-Jul-17	104.1	107.2	-
5-Jul-17	104.1	107.2	-
20-Jun-17	104.1	107.2	-
7-Jun-17	104.1	107.2	-
24-May-17	104.1	107.2	-
10-May-17	104.1	107.2	-
Apr '17	108.8	111.9	-
Mar '17	108.8	111.9	-
Feb '17	108.8	111.9	-
Jan '17	106.7	109.8	-
Dec '16	104.6	107.7	-
Nov '16	106.7	109.8	-
Oct '16	106.7	109.8	-
Sep '16	100.4	103.5	-
Aug '16	93.7	96.9	-
Jul '16	92.0	95.1	-
Jun '16	92.0	95.1	-
May '16	92.0	95.1	-
Apr '16	92.0	95.1	-
Mar '16	90.6	93.7	-
Feb '16	88.3	91.5	-
Jan '16	96.2	99.4	-
Dec '15	103.5	106.7	-
Nov '15	105.6	108.8	-
Oct '15	105.6	108.8	-
Sep '15	105.6	108.8	-
Aug '15	110.9	114.0	-
Jul '15	110.9	114.0	-
Jun '15	110.9	114.0	-
May '15	110.9	114.0	-

Residential Heating Fuel Prices — Tagish & Teslin

	Tagish		
	Furnace Oil	Arctic Stove Oil	Propane (500-gallon tank cost)
23-May-18	121.9	131.3	-
9-May-18	121.9	128.9	-
25-Apr-18	121.9	127.6	-
11-Apr-18	121.9	124.6	-
28-Mar-18	121.9	125.6	-
14-Mar-18	121.9	124.9	-
28-Feb-18	121.9	125.1	-
14-Feb-18	121.9	125.1	-
31-Jan-18	127.2	130.3	-
17-Jan-18	127.2	130.3	-
3-Jan-18	121.9	125.0	-
20-Dec-17	121.9	123.5	-
6-Dec-17	121.9	122.9	-
22-Nov-17	121.9	123.2	-
8-Nov-17	121.9	123.0	-
25-Oct-17	114.6	118.5	-
11-Oct-17	108.3	110.1	-
27-Sep-17	108.3	110.1	-
13-Sep-17	108.1	104.6	-
30-Aug-17	104.3	104.6	-
16-Aug-17	103.0	110.0	-
2-Aug-17	103.0	110.0	-
19-Jul-17	103.7	110.0	-
5-Jul-17	102.0	110.0	-
20-Jun-17	102.2	110.0	-
7-Jun-17	104.9	110.0	-
24-May-17	105.0	110.0	-
10-May-17	103.7	110.0	-
Apr '17	108.1	115.0	-
Mar '17	108.7	115.0	-
Feb '17	109.2	115.0	-
Jan '17	108.4	114.0	-
Dec '16	106.9	112.9	-
Nov '16	105.2	110.1	-
Oct '16	108.5	114.0	-
Sep '16	100.7	103.0	-
Aug '16	96.6	99.7	-
Jul '16	96.7	98.8	-
Jun '16	93.4	98.8	-
May '16	92.1	97.7	-
Apr '16	90.3	96.3	-
Mar '16	88.0	96.2	-
Feb '16	85.7	95.0	-
Jan '16	93.6	103.9	-
Dec '15	100.9	109.6	-
Nov '15	103.0	112.0	-
Oct '15	103.0	113.2	-
Sep '15	103.0	112.9	-
Aug '15	108.3	114.2	-
Jul '15	108.3	114.7	-
Jun '15	108.3	115.3	-
May '15	108.3	117.2	-

	Teslin		
	Furnace Oil	Arctic Stove Oil	Propane (500-gallon tank cost)
23-May-18	122.6	125.8	121.6
9-May-18	122.6	125.8	122.6
25-Apr-18	122.6	125.8	119.5
11-Apr-18	122.6	125.8	123.7
28-Mar-18	122.6	125.8	126.8
14-Mar-18	122.6	125.8	120.2
28-Feb-18	122.6	125.8	128.6
14-Feb-18	122.6	125.8	129.7
31-Jan-18	127.9	131.0	128.9
17-Jan-18	127.9	131.0	130.5
3-Jan-18	122.6	124.3	128.1
20-Dec-17	122.6	122.3	127.4
6-Dec-17	122.6	121.3	121.6
22-Nov-17	122.6	121.6	121.6
8-Nov-17	122.6	121.4	118.7
25-Oct-17	115.3	116.8	118.2
11-Oct-17	109.0	108.8	117.2
27-Sep-17	109.0	108.7	114.7
13-Sep-17	106.6	105.3	102.0
30-Aug-17	102.6	105.3	109.6
16-Aug-17	101.3	105.3	109.8
2-Aug-17	101.1	105.3	107.4
19-Jul-17	102.0	105.3	102.7
5-Jul-17	100.3	105.3	97.1
20-Jun-17	100.4	105.3	n/a
7-Jun-17	103.2	105.3	97.1
24-May-17	103.3	105.3	95.9
10-May-17	102.0	105.3	n/a
Apr '17	106.3	110.0	107.9
Mar '17	107.0	110.0	112.8
Feb '17	107.5	110.0	120.7
Jan '17	106.7	107.9	114.7
Dec '16	105.2	105.8	105.5
Nov '16	103.5	107.9	100.4
Oct '16	106.7	107.9	99.0
Sep '16	99.0	101.6	96.3
Aug '16	96.9	95.0	93.1
Jul '16	97.1	93.2	93.4
Jun '16	93.8	93.2	93.7
May '16	92.4	92.9	91.3
Apr '16	90.1	93.1	88.4
Mar '16	88.7	92.2	88.3
Feb '16	86.4	90.4	71.3
Jan '16	94.3	98.5	71.3
Dec '15	101.6	104.4	71.3
Nov '15	103.7	107.9	74.3
Oct '15	103.7	108.1	82.4
Sep '15	103.7	106.4	81.0
Aug '15	109.0	109.6	79.3
Jul '15	109.0	110.4	79.3
Jun '15	109.0	111.3	82.5
May '15	109.0	111.4	85.6

Residential Heating Fuel Prices — Watson Lake

	Furnace Oil	Arctic Stove Oil	Propane (500-gallon tank cost)
23-May-18	121.8	125.0	121.6
9-May-18	121.8	125.0	122.6
25-Apr-18	121.8	125.0	119.5
11-Apr-18	121.8	125.0	123.7
28-Mar-18	121.8	125.0	126.8
14-Mar-18	121.8	125.0	120.2
28-Feb-18	121.8	125.0	128.6
14-Feb-18	121.8	125.0	129.7
31-Jan-18	127.1	130.2	128.9
17-Jan-18	127.1	130.2	130.5
3-Jan-18	121.8	126.4	128.1
20-Dec-17	121.8	126.4	127.4
6-Dec-17	121.8	125.8	121.6
22-Nov-17	121.8	126.2	121.6
8-Nov-17	121.8	125.9	118.7
25-Oct-17	114.5	120.2	118.2
11-Oct-17	108.2	111.9	117.2
30-Aug-17	104.9	104.5	109.6
16-Aug-17	103.6	104.5	109.8
2-Aug-17	103.6	104.5	107.4
19-Jul-17	104.3	104.5	102.7
5-Jul-17	102.5	104.5	97.1
20-Jun-17	102.7	104.5	n/a
7-Jun-17	105.5	104.5	97.1
24-May-17	105.5	104.5	95.9
10-May-17	104.2	104.5	n/a

	Furnace Oil	Arctic Stove Oil	Propane (500-gallon tank cost)
Apr '17	108.6	109.2	107.9
Mar '17	109.2	109.2	112.8
Feb '17	109.7	109.2	120.7
Jan '17	108.9	107.1	114.7

Dec '16	107.5	105.0	105.5
Nov '16	105.8	107.1	100.4
Oct '16	109.0	107.1	99.0
Sep '16	101.3	100.8	96.3
Aug '16	101.4	99.8	94.7
Sep '16	101.3	100.8	96.3
Aug '16	99.2	94.2	93.1
Jul '16	99.4	92.4	93.4
Jun '16	96.1	92.4	93.7
May '16	94.7	93.6	91.3
Apr '16	91.6	94.6	90.5
Mar '16	87.9	94.6	88.3
Feb '16	85.6	92.6	71.3
Jan '16	93.0	99.5	71.3

Dec '15	100.8	106.4	71.3
Nov '15	109.2	113.5	74.3
Oct '15	109.2	113.5	82.4
Sep '15	106.2	110.0	81.0
Aug '15	107.2	111.5	79.3
Jul '15	107.6	112.3	79.3
Jun '15	109.3	114.0	82.5
May '15	111.7	115.9	85.6

Information collected by Yukon Bureau of Statistics
for the Department of Energy, Mines and Resources.

Next release: June 22, 2018



Department of Finance
Yukon Bureau of Statistics

Additional information:
Government of Yukon
Department of Finance
Bureau of Statistics (B-4)
Box 2703, Whitehorse, Yukon Y1A 2C6
Telephone: (867) 667-5640; Fax: (867) 393-6203
Email: ybsinfo@gov.yk.ca
Website: <http://www.eco.gov.yk.ca/stats/ybs.html>