

YUKON BUREAU OF STATISTICS



Yukon Fuel Price Survey May 2019

Retail Motor Fuel Prices in Yukon

Average Prices as of May 21, 2019

	Self-serve			% Change May 23, 2018 to May 21, 2019		
	regular	premium	diesel	regular	premium	diesel
Whitehorse	137.4	147.9	140.4	-4.9%	-3.5%	2.6%
Beaver Creek	158.9	169.9	169.9	4.4%	0.0%	17.0%
Burwash Landing	132.9	142.9	139.9	-8.3%	-7.7%	9.4%
Carcross	147.9	-	154.9	-1.3%	-	3.3%
Carmacks	152.9	160.4	154.9	2.0%	3.6%	4.7%
Dawson City	161.4	168.4	164.4	3.7%	0.8%	8.4%
Destruction Bay	150.9	163.9	149.9	-3.8%	-3.0%	-2.0%
Eagle Plains	165.0	-	160.0	n/a	-	n/a
Faro	153.9	-	155.9	0.0%	-	2.2%
Haines Junction	141.2	148.9	145.9	-3.4%	-5.7%	1.7%
Jake's Corner	137.9	151.0	142.9	-6.7%	-3.1%	3.6%
Mayo	n/a	-	n/a	n/a	-	n/a
Pelly Crossing	151.9	157.9	146.9	2.0%	n/a	-1.0%
Ross River	147.9	-	153.9	-1.3%	-	0.7%
Stewart Crossing	147.9	153.9	145.9	-4.5%	-4.4%	-3.3%
Teslin	141.9	n/a	148.9	-4.7%	n/a	4.9%
Watson Lake	138.4	148.9	141.9	-1.8%	-0.3%	3.8%

As of May 21, 2019, average **regular self-serve** gasoline prices ranged from 132.9¢ per litre in Burwash Landing to 165.0¢ per litre in Eagle Plains; a difference of 32.1¢. In communities offering **premium self-serve** gasoline, prices ranged from 142.9¢ in Burwash Landing to 169.9¢ in Beaver Creek; a difference of 27.0¢. **Diesel self-serve** prices ranged from 139.9¢ in Burwash Landing to 169.9¢ in Beaver Creek; a difference of 30.0¢ per litre.

Comparing May 21, 2019 to May 23, 2018, **regular self-serve** gasoline prices decreased in all Yukon communities with the exceptions of Beaver Creek, Carmacks, Dawson City and Pelly Crossing and remained the same in Faro. **Diesel self-serve** prices increased in all Yukon communities with the exceptions of Destruction Bay, Pelly Crossing and Stewart Crossing.

	Full-serve				% Change May 23, 2018 to May 21, 2019			
	regular	premium	diesel	propane	regular	premium	diesel	propane
Whitehorse	137.9	150.1	140.9	101.0	-4.8%	-1.8%	3.5%	-0.2%
Dawson City	-	-	-	135.0	-	-	-	0.0%
Destruction Bay	-	-	-	136.9	-	-	-	-2.2%
Eagle Plains	-	-	-	140.0	-	-	-	n/a
Haines Junction	-	-	-	n/a	-	-	-	n/a
Teslin	-	-	-	110.0	-	-	-	-2.2%
Watson Lake	-	-	-	n/a	-	-	-	n/a

In communities offering **full-serve propane** fuel services, prices ranged from 101.0¢ per litre in Whitehorse to 140.0¢ per litre in Eagle Plains; a difference of 39.0¢. Year-over-year, prices of full-serve propane decreased in all Yukon communities with the exception of Dawson City which remained the same.

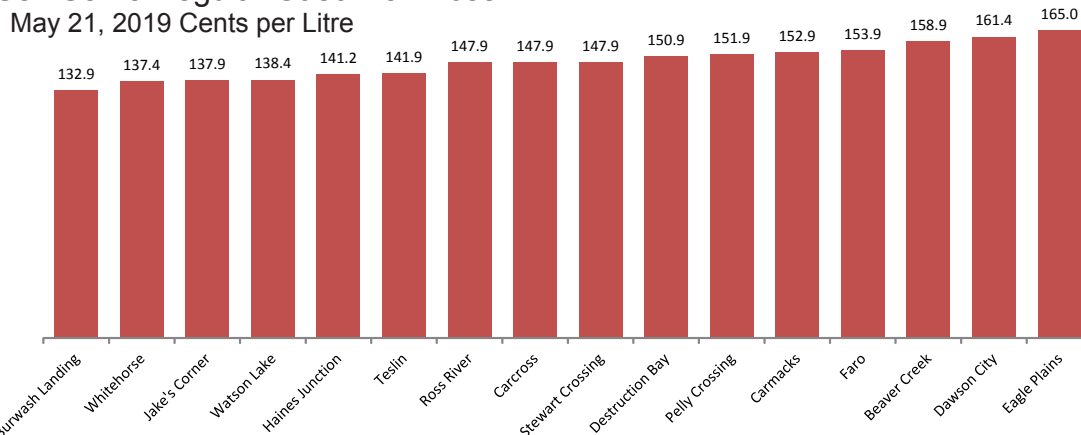
Notes:

All prices are Canadian cents per litre, including all applicable taxes.

"n/a" indicates this information was not available for the reporting period.

"-" Indicates this service was not available in this community at this time.

Average Self-Serve Regular Gasoline Prices



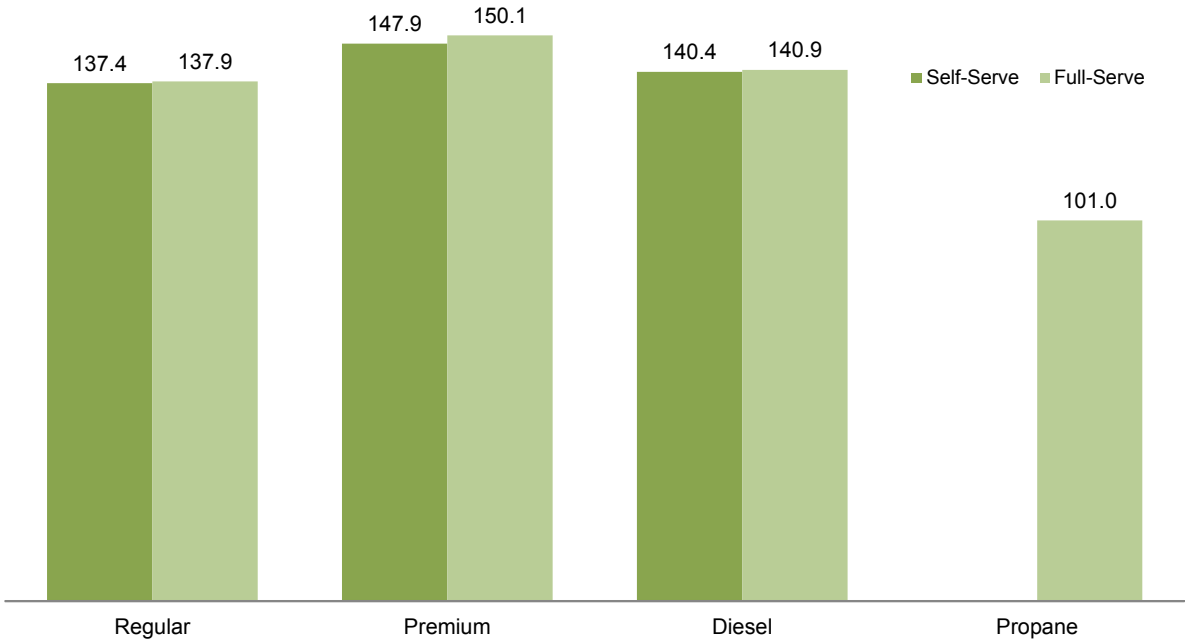
The price for Mayo was unavailable.

Retail Motor Fuel Prices — Whitehorse

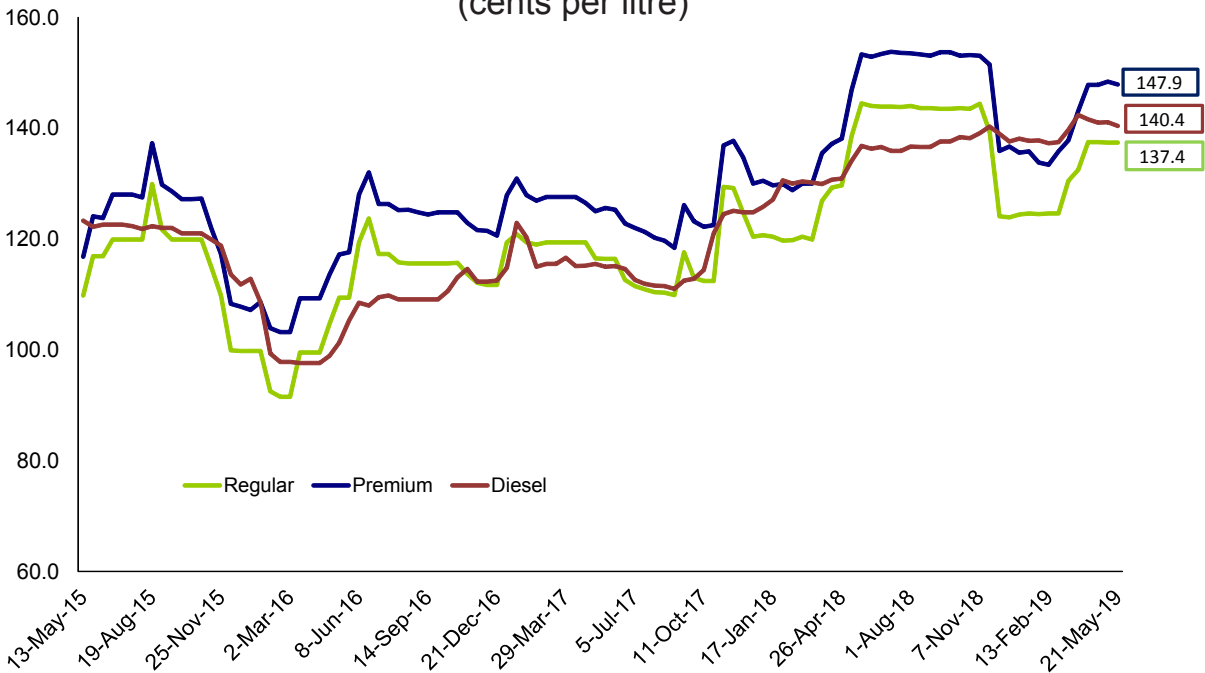
	Self-serve			Full-serve			
	regular	premium	diesel	regular	premium	diesel	propane
21-May-19	137.4	147.9	140.4	137.9	150.1	140.9	101.0
8-May-19	137.4	148.4	141.1	137.9	150.1	140.9	101.9
24-Apr-19	137.5	147.8 ⁽ⁿ⁾	141.0	137.9	149.9 ⁽ⁿ⁾	140.9	100.9
10-Apr-19	137.5	147.8	141.6	137.9 ⁽ⁿ⁾	149.9 ⁽ⁿ⁾	141.9 ⁽ⁿ⁾	100.9
27-Mar-19	132.5	143.1	142.4	132.9	146.8	141.9	101.2
13-Mar-19	130.5	137.8	139.7	132.9	140.4	142.9	98.9
27-Feb-19	124.6	135.8	137.5	124.9	138.9	138.7	101.2
13-Feb-19	124.6	133.4	137.3	124.9	133.6	138.2	97.4
30-Jan-19	124.5	133.8	137.8	124.9	134.9	140.0	97.4
16-Jan-19	124.6	135.8	137.7	124.9	138.9	138.4	101.2
2-Jan-19	124.4	135.6	138.1	124.9	138.4	138.4	101.2
19-Dec-18	123.9	136.7	137.6	124.9	140.2	137.9	102.9
5-Dec-18	124.1	135.9	139.0	123.6	138.9	138.2	101.9
21-Nov-18	139.4	151.5	140.3	139.9	151.2	139.6	102.9
7-Nov-18	144.4	153.1	139.1	144.9	152.9	137.9	101.9
24-Oct-18	143.5	153.2	138.2	142.9	152.9	135.9	101.9
10-Oct-18	143.6	153.1	138.4	144.9	152.9	137.9	100.2
26-Sep-18	143.5	153.7	137.6	144.9	152.9	137.9	100.9
12-Sep-18	143.5	153.7	137.6	144.9	152.9	137.9	99.9
29-Aug-18	143.6	153.1	136.6	144.9	152.9	137.9	100.2
15-Aug-18	143.6	153.3	136.6	144.9	152.9	137.9	100.2
1-Aug-18	144.0	153.5	136.7	144.9	152.9	137.9	100.3
18-Jul-18	143.8	153.6	135.9	144.9	151.9	136.9	98.5
4-Jul-18	143.9	153.8	135.9	144.9	152.9	136.2	100.9
20-Jun-18	143.9	153.4	136.6	144.9	154.9	137.9	102.6
6-Jun-18	144.0	152.9	136.3	144.9	152.9	136.2	102.6
23-May-18	144.5	153.3	136.8	144.9	152.9	136.2	101.2
9-May-18	138.6	146.9	134.1	139.9	147.6	134.9	100.2
Apr '18	129.5	137.7	130.8	129.9	137.9	130.9	100.4
Mar '18	123.4	132.8	130.1	123.9	133.4	130.9	101.8
Feb '18	120.1	129.4	130.2	120.9	129.9	131.4	102.2
Jan '18	120.3	130.0	127.8	120.6	131.7	127.9	103.6
Dec '17	122.6	132.4	124.8	124.1	133.6	126.2	102.3
Nov '17	129.3	137.3	124.8	129.8	137.8	122.9	101.6
Oct '17	112.4	122.4	117.7	112.9	124.2	116.2	100.2
Sep '17	115.3	124.7	112.7	116.4	126.4	114.0	98.5
Aug '17	110.2	119.4	111.4	109.8	120.8	112.1	97.0
Jul '17	111.2	121.7	112.3	111.3	123.7	113.1	97.9
Jun '17	114.5	124.1	114.9	115.1	125.1	115.1	98.2
May '17	116.5	125.3	115.3	116.9	126.2	114.9	93.6
Apr '17	118.6	127.1	115.2	118.9	126.4	114.9	92.9
Mar '17	119.4	127.6	115.9	119.9	127.2	115.6	96.7
Feb '17	119.2	127.4	117.7	119.3	126.6	122.2	93.9
Jan '17	119.4	127.9	115.1	119.9	127.2	114.8	91.4
Dec '16	111.7	121.1	112.4	111.9	122.2	111.9	89.9
Nov '16	112.9	122.3	113.5	112.8	123.7	113.6	90.3
Oct '16	115.7	124.8	111.9	115.9	126.2	114.3	88.3
Sep '16	115.6	124.6	109.1	115.9	126.2	108.9	88.6
Aug '16	115.7	125.1	109.1	115.9	126.2	108.9	88.7
Jul '16	117.3	126.3	109.7	117.9	126.4	110.4	90.4
Jun '16	121.6	130.0	108.3	122.6	132.8	108.9	89.7
May '16	109.4	117.4	103.3	109.9	118.6	106.7	88.9

Retail Motor Fuel Prices — Whitehorse

Average Fuel Prices, as of May 21, 2019
(cents per litre)



Average Self-Serve Bi-weekly Fuel Prices,
May 2015 - May 2019
(cents per litre)



Retail Motor Fuel Prices - Beaver Creek & Burwash Landing

	Beaver Creek Self-serve		
	regular	premium	diesel
21-May-19	158.9	169.9	169.9
8-May-19	158.9	169.9	169.9
24-Apr-19	155.9	169.9	169.9
10-Apr-19	153.9	169.9	169.9
27-Mar-19	149.9	169.9	169.9
13-Mar-19	149.9	169.9	169.9
27-Feb-19	144.9	169.9	169.9
13-Feb-19	149.9	169.9	169.9
30-Jan-19	149.9	159.9	159.9
16-Jan-19	149.9	169.9	169.9
2-Jan-19	149.9	169.9	169.9
19-Dec-18	149.9	169.9	169.9
5-Dec-18	159.9	169.9	169.9
21-Nov-18	159.9	169.9	169.9
7-Nov-18	159.9	169.9	159.9
24-Oct-18	159.9	169.9	159.9
10-Oct-18	157.6	169.9	155.6
26-Sep-18	157.6	169.9	155.6
12-Sep-18	158.4	169.9	158.4
29-Aug-18	157.6	169.9	155.6
15-Aug-18	157.6	169.9	148.6
1-Aug-18	157.6	169.9	148.6
18-Jul-18	157.6	169.9	148.6
4-Jul-18	157.6	169.9	148.6
20-Jun-18	158.9	169.9	148.6
6-Jun-18	158.9	169.9	148.6
23-May-18	152.2	169.9	145.2
9-May-18	149.9	149.9	149.9
Apr '18	144.9	159.9	159.9
Mar '18	144.9	159.9	159.9
Feb '18	144.9	159.9	159.9
Jan '18	144.9	159.9	159.9
Dec '17	141.2	159.9	153.7
Nov '17	137.4	159.9	144.9
Oct '17	137.2	159.9	142.3
Sep '17	136.9	159.9	139.6
Aug '17	138.8	159.9	139.5
Jul '17	133.6	159.9	137.9
Jun '17	133.5	159.9	137.5
May '17	130.5	159.9	137.6
Apr '17	138.3	159.9	143.3
Mar '17	144.6	159.6	154.6
Feb '17	144.9	159.9	152.4
Jan '17	144.9	155.4	149.9
Dec '16	139.9	159.9	149.9
Nov '16	139.9	159.9	143.9
Oct '16	133.2	159.9	136.2
Sep '16	133.2	159.9	135.9
Aug '16	133.2	159.9	135.6
Jul '16	137.9	159.9	130.3
Jun '16	130.8	151.4	125.9
May '16	121.5	142.9	137.1

	Burwash Landing Self-serve		
	regular	premium	diesel
21-May-19	132.9	142.9	139.9
8-May-19	n/a	n/a	n/a
24-Apr-19	n/a	n/a	n/a
10-Apr-19	n/a	n/a	n/a
27-Mar-19	126.0	136.0	138.9
13-Mar-19	n/a	n/a	n/a
27-Feb-19	n/a	n/a	n/a
13-Feb-19	126.0	136.0	138.9
30-Jan-19	126.0	136.0	138.9
16-Jan-19	140.9	152.9	138.9
2-Jan-19	n/a	n/a	n/a
19-Dec-18	140.9	152.9	138.9
5-Dec-18	140.9	152.9	138.9
21-Nov-18	147.9	157.9	138.9
7-Nov-18	147.9	157.9	137.9
24-Oct-18	147.9	157.9	138.9
10-Oct-18	n/a	n/a	n/a
26-Sep-18	n/a	n/a	n/a
12-Sep-18	n/a	n/a	n/a
29-Aug-18	147.9	157.9	138.9
15-Aug-18	144.9	154.9	137.9
1-Aug-18	144.9	154.9	137.9
18-Jul-18	144.9	154.9	137.9
4-Jul-18	144.9	154.9	137.9
20-Jun-18	n/a	n/a	n/a
6-Jun-18	144.9	154.9	137.9
23-May-18	144.9	154.9	127.9
9-May-18	129.9	139.9	135.9
Apr '18	129.9	139.9	135.9
Mar '18	127.9	137.9	131.9
Feb '18	129.9	139.9	127.9
Jan '18	129.9	139.9	127.9
Dec '17	129.9	139.9	127.9
Nov '17	129.9	139.9	127.9
Oct '17	120.9	130.9	118.9
Sep '17	120.9	130.9	118.9
Aug '17	120.9	130.9	118.9
Jul '17	120.9	130.9	118.9
Jun '17	120.9	130.9	118.9
May '17	120.9	130.9	118.9
Apr '17	125.9	135.9	118.9
Mar '17	125.9	135.9	118.9
Feb '17	125.9	135.9	118.9
Jan '17	122.9	132.9	117.4
Dec '16	119.9	129.9	115.9
Nov '16	119.9	129.9	115.9
Oct '16	119.9	129.9	115.9
Sep '16	119.9	129.9	115.9
Aug '16	119.9	129.9	115.9
Jul '16	122.9	132.9	120.9
Jun '16	119.9	129.9	119.9
May '16	105.9	115.9	109.9

Retail Motor Fuel Prices — Carcross & Carmacks

	Carcross Self-serve				Carmacks Self-serve		
	regular	premium	diesel		regular	premium	diesel
21-May-19	147.9	-	154.9	21-May-19	152.9	160.4	154.9
8-May-19	147.9	-	154.9	8-May-19	152.9	160.4	154.9
24-Apr-19	147.9	-	154.9	24-Apr-19	150.4	160.4	146.9
10-Apr-19	147.9	-	154.9	10-Apr-19	143.9	153.9	156.9
27-Mar-19	144.9	-	149.9	27-Mar-19	139.9	149.9	153.9
13-Mar-19	134.9	-	149.9	13-Mar-19	129.9	139.9	139.9
27-Feb-19	134.9	-	149.9	27-Feb-19	129.9	139.9	139.9
13-Feb-19	134.9	-	149.9	13-Feb-19	129.9	139.9	144.9
30-Jan-19	134.9	-	149.9	30-Jan-19	129.9	139.9	144.9
16-Jan-19	134.9	-	149.9	16-Jan-19	129.9	139.9	144.9
2-Jan-19	134.9	-	149.9	2-Jan-19	129.9	139.9	143.9
19-Dec-18	134.9	-	149.9	19-Dec-18	129.9	139.9	144.9
5-Dec-18	134.9	-	149.9	5-Dec-18	136.9	153.4	159.4
21-Nov-18	149.9	-	154.9	21-Nov-18	144.9	159.9	155.9
7-Nov-18	154.9	-	154.9	7-Nov-18	154.9	164.9	155.9
24-Oct-18	n/a	-	n/a	24-Oct-18	154.9	164.9	152.4
10-Oct-18	154.9	-	154.9	10-Oct-18	154.9	164.9	152.4
26-Sep-18	154.9	-	154.9	26-Sep-18	154.9	164.9	155.4
12-Sep-18	154.9	-	154.9	12-Sep-18	154.9	162.4	151.4
29-Aug-18	154.9	-	154.9	29-Aug-18	154.9	164.9	151.4
15-Aug-18	154.9	-	154.9	15-Aug-18	159.9	167.4	151.4
1-Aug-18	154.9	-	154.9	1-Aug-18	159.9	167.4	151.4
18-Jul-18	154.9	-	154.9	18-Jul-18	159.9	167.4	151.4
4-Jul-18	154.9	-	154.9	4-Jul-18	154.9	157.4	147.9
20-Jun-18	154.9	-	154.9	20-Jun-18	152.4	157.4	147.9
6-Jun-18	154.9	-	149.9	6-Jun-18	154.9	157.4	147.9
23-May-18	149.9	-	149.9	23-May-18	149.9	154.9	147.9
9-May-18	149.9	-	149.9	9-May-18	149.9	153.9	144.9
Apr '18	138.9	-	144.9	Apr '18	139.9	152.2	141.4
Mar '18	132.9	-	141.9	Mar '18	130.9	145.4	140.4
Feb '18	131.4	-	142.4	Feb '18	130.9	145.4	140.4
Jan '18	129.9	-	137.3	Jan '18	133.9	146.9	139.7
Dec '17	137.5	-	143.5	Dec '17	139.9	149.9	137.9
Nov '17	136.5	-	136.5	Nov '17	132.4	142.4	134.4
Oct '17	124.0	-	125.0	Oct '17	124.9	137.2	129.9
Sep '17	126.5	-	127.5	Sep '17	129.9	138.2	128.9
Aug '17	122.0	-	122.0	Aug '17	119.9	130.9	124.1
Jul '17	124.4	-	124.4	Jul '17	119.9	128.7	121.2
Jun '17	128.4	-	126.9	Jun '17	124.9	134.9	127.4
May '17	129.9	-	129.9	May '17	124.9	132.4	127.4
Apr '17	129.9	-	129.9	Apr '17	124.9	135.9	127.4
Mar '17	129.9	-	129.9	Mar '17	124.9	135.9	127.4
Feb '17	129.9	-	129.9	Feb '17	124.9	135.9	127.4
Jan '17	129.9	-	129.9	Jan '17	124.9	134.4	127.4
Dec '16	121.9	-	128.4	Dec '16	124.9	133.4	126.2
Nov '16	123.4	-	128.4	Nov '16	124.9	130.9	124.9
Oct '16	125.9	-	129.9	Oct '16	124.9	125.4	124.9
Sep '16	125.9	-	127.9	Sep '16	124.9	130.4	124.9
Aug '16	125.9	-	125.9	Aug '16	125.9	131.2	125.9
Jul '16	127.9	-	127.9	Jul '16	127.9	138.9	127.9
Jun '16	129.9	-	127.4	Jun '16	133.2	133.9	132.2
May '16	119.9	-	124.9	May '16	114.9	117.4	114.7

Retail Motor Fuel Prices — Dawson City & Destruction Bay

	Dawson City Self-serve			Full-serve
	regular	premium	diesel	propane
21-May-19	161.4	168.4	164.4	135.0
8-May-19	153.4	168.4	157.4	135.0
24-Apr-19	151.2	169.9	154.9	n/a
10-Apr-19	150.2	166.8	156.9	n/a
27-Mar-19	144.8	160.5	156.6	n/a
13-Mar-19	137.9	155.9	151.9	n/a
27-Feb-19	137.2	153.9	149.9	n/a
13-Feb-19	139.4	152.9	150.5	n/a
30-Jan-19	134.6	146.1	147.0	n/a
16-Jan-19	134.1	144.4	145.2	n/a
2-Jan-19	139.6	164.9	152.2	n/a

19-Dec-18	135.4	164.9	147.7	n/a
5-Dec-18	142.6	174.0	154.2	n/a
21-Nov-18	152.6	174.0	153.5	n/a
7-Nov-18	158.2	172.0	154.9	135.0
24-Oct-18	154.6	172.0	151.7	135.0
10-Oct-18	154.6	172.0	151.8	135.0
26-Sep-18	154.6	172.0	151.8	135.0
12-Sep-18	154.6	172.0	150.6	135.0
29-Aug-18	154.6	172.0	150.6	135.0
15-Aug-18	154.6	172.0	150.6	135.0
1-Aug-18	154.6	170.2	150.6	135.0
18-Jul-18	154.6	172.0	150.6	135.0
4-Jul-18	154.6	172.0	150.3	135.0
20-Jun-18	154.6	172.0	150.3	135.0
6-Jun-18	154.6	172.0	150.3	135.0
23-May-18	155.7	167.0	151.7	135.0
9-May-18	150.8	159.7	147.6	135.0

Apr '18	142.6	152.7	142.2	135.0
Mar '18	130.7	149.5	138.8	n/a
Feb '18	133.6	148.2	139.9	135.0
Jan '18	130.9	146.5	134.8	135.0

Dec '17	134.0	151.1	135.0	135.0
Nov '17	140.9	148.7	145.8	135.0
Oct '17	134.7	143.2	136.3	135.0
Sep '17	136.2	144.7	135.9	135.0
Aug '17	129.7	136.5	131.7	135.0
Jul '17	131.0	138.2	134.2	135.0
Jun '17	134.2	140.2	134.9	135.0
May '17	135.7	141.7	137.8	135.0
Apr '17	135.7	141.7	137.8	135.0
Mar '17	135.7	141.7	137.8	135.3
Feb '17	136.1	142.6	140.8	135.0
Jan '17	132.5	139.5	142.8	n/a

Dec '16	134.2	139.4	131.9	135.0
Nov '16	134.4	141.4	131.9	135.0
Oct '16	136.2	143.2	131.9	135.0
Sep '16	137.2	143.2	131.9	135.0
Aug '16	137.2	143.2	131.9	135.0
Jul '16	136.2	143.0	131.9	135.0
Jun '16	131.1	137.7	127.9	135.0
May '16	123.7	131.4	127.9	135.0

	Destruction Bay Self-serve			Full-serve
	regular	premium	diesel	propane
21-May-19	150.9	163.9	149.9	136.9
8-May-19	n/a	n/a	n/a	n/a
24-Apr-19	n/a	n/a	n/a	n/a ^(r)
10-Apr-19	n/a	n/a	n/a	n/a ^(r)
27-Mar-19	n/a	n/a	n/a	n/a
13-Mar-19	140.9	153.9	149.9	136.9
27-Feb-19	n/a	n/a	n/a	n/a
13-Feb-19	130.9	143.9	144.9	136.9
30-Jan-19	128.9	141.9	143.9	136.9
16-Jan-19	128.9	141.9	144.9	136.9
2-Jan-19	142.9	155.9	156.9	136.9

19-Dec-18	142.9	155.9	156.9	136.9
5-Dec-18	142.9	155.9	156.9	140.0
21-Nov-18	145.9	158.9	154.9	140.0
7-Nov-18	145.9	158.9	153.9	140.0
24-Oct-18	152.9	165.9	156.9	140.0
10-Oct-18	153.9	166.9	157.9	136.9
26-Sep-18	155.9	168.9	150.9	136.9
12-Sep-18	n/a	n/a	n/a	n/a
29-Aug-18	152.9	165.9	149.9	136.9
15-Aug-18	151.9	164.9	148.9	136.9
1-Aug-18	154.9	167.9	147.9	136.9
18-Jul-18	151.9	164.9	147.9	136.9
4-Jul-18	156.9	169.9	151.9	136.9
20-Jun-18	153.9	166.9	153.9	136.9
6-Jun-18	156.9	159.9	153.9	136.9
23-May-18	156.9	168.9	152.9	140.0
9-May-18	151.9	164.9	146.9	140.0

Apr '18	150.4	160.4	145.4	135.0
Mar '18	139.4	152.4	144.9	126.9
Feb '18	135.9	148.9	146.9	126.9
Jan '18	135.2	148.6	147.9	126.9

Dec '17	132.9	145.9	144.4	126.9
Nov '17	137.4	150.4	143.4	126.9
Oct '17	129.9	142.9	137.9	126.9
Sep '17	128.9	141.9	127.9	126.9
Aug '17	128.4	140.9	124.4	126.9
Jul '17	123.4	134.9	119.9	126.9
Jun '17	120.9	132.9	122.9	126.9
May '17	127.9	137.9	125.9	128.5
Apr '17	132.9	142.9	128.9	126.9
Mar '17	126.9	136.9	129.9	126.9
Feb '17	128.9	138.9	128.9	128.5
Jan '17	131.4	141.4	127.9	126.9

Dec '16	126.4	134.9	128.4	126.9
Nov '16	122.9	132.9	128.9	128.5
Oct '16	128.9	138.9	129.9	128.5
Sep '16	124.4	134.4	122.9	126.9
Aug '16	126.6	136.6	120.9	127.9
Jul '16	125.4	135.4	122.9	126.9
Jun '16	135.4	145.4	123.9	128.5
May '16	120.4	130.9	116.9	130.0

Retail Motor Fuel Prices — Eagle Plains & Faro

	Eagle Plains					Faro					
	Eagle Plains Self-Serve			Full-serve propane		Faro Self-Serve			regular	premium	diesel
	regular	premium	diesel								
21-May-19	165.0	-	160.0	140.0	21-May-19	153.9	-	155.9			
8-May-19	165.0	-	160.0	140.0	8-May-19	153.9	-	155.9			
24-Apr-19	165.0	-	160.0	140.0	24-Apr-19	148.9	-	152.9			
10-Apr-19	165.0	-	155.0	140.0	10-Apr-19	144.9	-	148.9			
27-Mar-19	165.0	-	155.0	140.0	27-Mar-19	140.9	-	148.9			
13-Mar-19	165.0	-	155.0	140.0	13-Mar-19	130.9	-	145.9			
27-Feb-19	165.0	-	155.0	140.0	27-Feb-19	130.9	-	145.9			
13-Feb-19	165.0	-	155.0	140.0	13-Feb-19	130.9	-	145.9			
30-Jan-19	165.0	-	155.0	140.0	30-Jan-19	130.9	-	145.9			
16-Jan-19	165.0	-	155.0	140.0	16-Jan-19	n/a	-	n/a			
2-Jan-19	n/a	-	n/a	n/a	2-Jan-19	130.9	-	145.9			
19-Dec-18	155.0	-	155.0	140.0	19-Dec-18	130.9	-	145.9			
5-Dec-18	155.0	-	155.0	140.0	5-Dec-18	145.9	-	159.5			
21-Nov-18	155.0	-	155.0	140.0	21-Nov-18	n/a	-	n/a			
7-Nov-18	155.0	-	155.0	140.0	7-Nov-18	154.9	-	142.5			
24-Oct-18	155.0	-	155.0	140.0	24-Oct-18	n/a	-	n/a			
10-Oct-18	165.0	-	160.0	140.0	10-Oct-18	154.9	-	142.5			
26-Sep-18	165.0	-	155.0	140.0	26-Sep-18	154.9	-	142.5			
12-Sep-18	n/a	-	n/a	n/a	12-Sep-18	154.9	-	142.5			
29-Aug-18	165.0	-	155.0	140.0	29-Aug-18	154.9	-	142.5			
15-Aug-18	165.0	-	155.0	140.0	15-Aug-18	159.9	-	149.5			
1-Aug-18	155.0	-	155.0	140.0	1-Aug-18	159.9	-	149.5			
18-Jul-18	160.0	-	155.0	140.0	18-Jul-18	n/a	-	n/a			
4-Jul-18	160.0	-	155.0	140.0	4-Jul-18	154.9	-	152.5			
20-Jun-18	n/a	-	n/a	n/a	20-Jun-18	153.9	-	152.5			
6-Jun-18	n/a	-	n/a	n/a	6-Jun-18	153.9	-	154.5			
23-May-18	n/a	-	n/a	n/a	23-May-18	153.9	-	152.5			
9-May-18	n/a	-	n/a	n/a	9-May-18	149.9	-	148.5			
Apr '18	n/a	-	n/a	n/a	Apr '18	139.9	-	145.5			
Mar '18	145.0	-	150.0	140.0	Mar '18	134.5	-	142.9			
Feb '18	145.0	-	150.0	140.0	Feb '18	134.7	-	138.9			
Jan '18	145.0	-	143.3	140.0	Jan '18	138.0	-	134.8			
Dec '17	145.0	-	142.5	140.0	Dec '17	139.9	-	134.5			
Nov '17	145.0	-	142.5	140.0	Nov '17	n/a	-	n/a			
Oct '17	145.0	-	140.0	140.0	Oct '17	n/a	-	n/a			
Sep '17	145.0	-	140.0	140.0	Sep '17	128.2	-	129.9			
Aug '17	145.0	-	143.3	140.0	Aug '17	127.9	-	132.9			
Jul '17	145.0	-	142.5	140.0	Jul '17	127.0	-	127.0			
Jun '17	145.0	-	142.5	140.0	Jun '17	127.9	-	132.9			
May '17	145.0	-	145.0	140.0	May '17	127.9	-	132.9			
Apr '17	145.0	-	140.0	140.0	Apr '17	127.9	-	132.9			
Mar '17	145.0	-	140.0	140.0	Mar '17	125.9	-	130.9			
Feb '17	145.0	-	140.0	140.0	Feb '17	124.9	-	129.9			
Jan '17	145.0	-	140.0	140.0	Jan '17	124.9	-	129.9			
Dec '16	145.0	-	140.0	140.0	Dec '16	124.9	-	123.9			
Nov '16	145.0	-	142.5	140.0	Nov '16	124.9	-	123.9			
Oct '16	145.0	-	145.0	140.0	Oct '16	124.9	-	123.9			
Sep '16	145.0	-	145.0	140.0	Sep '16	n/a	-	n/a			
Aug '16	145.0	-	143.3	140.0	Aug '16	126.9	-	125.9			
Jul '16	145.0	-	142.5	140.0	Jul '16	133.5	-	129.5			
Jun '16	145.0	-	145.0	140.0	Jun '16	134.9	-	133.9			
May '16	145.0	-	145.0	140.0	May '16	109.9	-	108.9			

Retail Motor Fuel Prices — Haines Junction

	Self-serve			Full-serve
	regular	premium	diesel	propane
21-May-19	141.2	148.9	145.9	n/a
8-May-19	140.4	150.9	146.4	n/a
24-Apr-19	141.2	150.9	145.9	n/a
10-Apr-19	141.2	150.9	147.9	n/a
27-Mar-19	138.2	141.4	141.9	n/a
13-Mar-19	128.9	136.9	139.6	n/a
27-Feb-19	128.9	136.9	139.9	n/a
13-Feb-19	128.9	136.9	139.9	n/a
30-Jan-19	128.9	136.9	139.9	n/a
16-Jan-19	128.9	136.9	139.9	n/a
2-Jan-19	128.9	136.9	139.9	n/a
19-Dec-18	130.9	136.9	141.5	n/a
5-Dec-18	142.4	142.9	146.4	n/a
21-Nov-18	146.5	152.9	148.6	n/a
7-Nov-18	149.9	157.9	148.6	n/a
24-Oct-18	149.9	157.9	148.6	n/a
10-Oct-18	147.4	157.9	145.4	100.0
26-Sep-18	146.5	157.9	144.2	100.0
12-Sep-18	146.5	157.9	144.2	100.0
29-Aug-18	146.7	157.9	144.7	n/a
15-Aug-18	148.9	157.9	148.3	n/a
1-Aug-18	146.9	158.9	144.9	100.0
18-Jul-18	147.2	157.9	140.9	100.0
4-Jul-18	147.2	157.9	144.2	100.0
20-Jun-18	147.9	157.9	145.4	100.0
6-Jun-18	147.7	157.9	145.4	100.0
23-May-18	146.2	157.9	143.4	100.0
9-May-18	143.2	152.9	140.2	100.0
Apr '18	132.2	142.9	136.6	100.0
Mar '18	126.7	137.2	136.5	100.0
Feb '18	124.9	133.9	135.9	100.0
Jan '18	124.6	133.9	133.8	100.0
Dec '17	127.2	132.9	133.2	100.0
Nov '17	129.7	146.0	133.6	100.0
Oct '17	117.1	125.9	123.1	100.0
Sep '17	121.7	132.9	119.1	100.0
Aug '17	115.8	124.2	116.3	100.0
Jul '17	116.6	125.2	116.5	100.0
Jun '17	121.4	128.2	119.7	100.0
May '17	121.5	129.0	122.1	100.0
Apr '17	122.7	129.0	122.0	100.0
Mar '17	121.4	130.9	120.9	100.0
Feb '17	123.0	130.9	121.5	100.0
Jan '17	122.3	130.9	119.5	100.0
Dec '16	113.9	122.4	116.1	100.0
Nov '16	116.9	124.2	116.9	100.0
Oct '16	118.9	126.4	116.9	100.0
Sep '16	117.3	126.4	115.9	100.0
Aug '16	119.3	126.4	115.5	100.3
Jul '16	122.7	130.4	113.5	100.0
Jun '16	124.4	133.7	114.0	100.0
May '16	111.1	119.2	109.9	100.0

Retail Motor Fuel Prices — Jake's Corner

	Self-serve			Full-serve
	regular	premium	diesel	propane
21-May-19	137.9	151.0	142.9	-
8-May-19	137.9	151.0	142.9	-
24-Apr-19	137.9	151.0	142.9	-
10-Apr-19	137.9	151.0	145.9	-
27-Mar-19	132.9	146.0	145.9	-
13-Mar-19	132.9	144.0	145.9	-
27-Feb-19	127.9	137.9	143.0	-
13-Feb-19	127.9	137.9	143.0	-
30-Jan-19	127.9	137.9	143.0	-
16-Jan-19	127.9	137.9	143.0	-
2-Jan-19	127.9	137.9	143.0	-
19-Dec-18	127.9	137.9	143.0	-
5-Dec-18	127.9	137.9	143.0	-
21-Nov-18	142.0	155.9	142.0	-
7-Nov-18	147.8	155.9	141.4	-
24-Oct-18	147.8	155.9	141.4	-
10-Oct-18	147.8	155.9	141.4	-
26-Sep-18	147.8	155.9	141.4	-
12-Sep-18	147.8	155.9	141.4	-
29-Aug-18	147.8	155.9	137.9	-
15-Aug-18	147.8	155.9	137.9	-
1-Aug-18	147.8	155.9	137.9	n/a
18-Jul-18	147.8	155.9	137.9	n/a
4-Jul-18	147.8	155.9	137.9	n/a
20-Jun-18	147.8	155.9	137.9	n/a
6-Jun-18	147.8	155.9	137.9	n/a
23-May-18	147.8	155.9	137.9	n/a
9-May-18	142.8	146.9	137.9	n/a
Apr '18	132.8	140.9	132.9	n/a
Mar '18	n/a	n/a	n/a	n/a
Feb '18	n/a	n/a	n/a	n/a
Jan '18	n/a	n/a	n/a	n/a
Dec '17	n/a	n/a	n/a	n/a
Nov '17	n/a	n/a	n/a	n/a
Oct '17	n/a	n/a	n/a	n/a
Sep '17	n/a	n/a	n/a	n/a
Aug '17	112.8	126.8	113.8	115.0
Jul '17	112.8	126.8	113.8	107.5
Jun '17	116.8	129.8	116.8	115.0
May '17	118.3	129.8	118.3	107.5
Apr '17	119.8	129.8	124.8	100.0
Mar '17	119.8	129.8	124.8	115.0
Feb '17	119.8	129.8	124.8	115.0
Jan '17	117.8	129.8	124.8	115.0
Dec '16	115.8	129.8	124.8	115.0
Nov '16	115.8	129.8	124.8	115.0
Oct '16	117.8	129.8	124.8	115.0
Sep '16	115.8	129.8	114.8	115.0
Aug '16	115.8	129.8	114.8	115.0
Jul '16	118.8	129.8	114.8	115.0
Jun '16	124.9	134.9	107.9	107.5
May '16	109.8	119.8	99.8	110.0

Retail Motor Fuel Prices — Mayo

	Self-serve			Full-serve	
	regular	premium	diesel	regular	diesel
21-May-19	n/a	-	n/a	-	-
8-May-19	146.9	-	151.9	-	-
24-Apr-19	146.9	-	151.9	-	-
10-Apr-19	146.9	-	154.9	-	-
27-Mar-19	141.9	-	154.9	-	-
13-Mar-19	133.9	-	144.9	-	-
27-Feb-19	133.9	-	144.9	-	-
13-Feb-19	133.9	-	144.9	-	-
30-Jan-19	133.9	-	144.9	-	-
16-Jan-19	133.9	-	144.9	-	-
2-Jan-19	128.9	-	140.9	-	-
19-Dec-18	122.7	-	134.1	-	-
5-Dec-18	128.9	-	143.9	-	-
21-Nov-18	143.9	-	142.9	-	-
7-Nov-18	149.9	-	139.9	-	-
24-Oct-18	142.0	-	133.0	-	-
10-Oct-18	144.7	-	135.1	-	-
26-Sep-18	144.7	-	135.1	-	-
12-Sep-18	144.7	-	135.1	-	-
29-Aug-18	144.7	-	135.1	-	-
15-Aug-18	144.7	-	135.1	-	-
1-Aug-18	144.7	-	135.1	n/a	n/a
18-Jul-18	144.7	-	135.1	n/a	n/a
4-Jul-18	144.7	-	135.1	n/a	n/a
20-Jun-18	144.7	-	135.1	n/a	n/a
6-Jun-18	144.7	-	135.1	n/a	n/a
23-May-18	151.9	-	141.9	n/a	n/a
9-May-18	146.9	-	141.9	n/a	n/a
Apr '18	138.4	-	136.5	n/a	n/a
Mar '18	126.1	-	129.9	n/a	n/a
Feb '18	124.9	-	133.2	n/a	n/a
Jan '18	123.8	-	127.7	n/a	n/a
Dec '17	127.3	-	126.8	n/a	n/a
Nov '17	132.3	-	127.1	n/a	n/a
Oct '17	116.1	-	117.6	n/a	n/a
Sep '17	120.1	-	106.1	n/a	n/a
Aug '17	112.7	-	112.2	122.9	119.6
Jul '17	112.3	-	113.2	125.9	117.4
Jun '17	114.7	-	112.8	128.9	123.9
May '17	119.9	-	114.2	128.9	123.9
Apr '17	119.9	-	114.2	128.9	123.9
Mar '17	119.9	-	114.2	128.9	123.9
Feb '17	119.9	-	111.3	128.9	123.9
Jan '17	119.9	-	111.3	128.9	123.9
Dec '16	117.9	-	113.9	128.9	123.9
Nov '16	121.9	-	113.9	128.9	123.9
Oct '16	126.4	-	119.9	128.9	123.9
Sep '16	123.9	-	115.9	128.9	123.9
Aug '16	124.9	-	115.6	128.9	123.9
Jul '16	126.9	-	116.9	132.4	123.9
Jun '16	128.9	-	114.9	129.9	123.9
May '16	120.9	-	107.4	115.9	119.9

* Mayo full-serve station burnt down in early September 2017.

Retail Motor Fuel Prices — Pelly Crossing & Ross River

	Pelly Crossing Self-serve		
	regular	Premium	diesel
21-May-19	151.9	157.9	146.9
8-May-19	151.9	157.9	146.9
24-Apr-19	147.9 ^(r)	153.9 ^(r)	142.9 ^(r)
10-Apr-19	n/a	n/a	n/a
27-Mar-19	n/a	n/a	n/a
13-Mar-19	130.9	136.9	125.9
27-Feb-19	130.9	136.9	125.9
13-Feb-19	130.9	136.9	125.9
30-Jan-19	130.9	136.9	125.9
16-Jan-19	139.4	140.9	129.9
2-Jan-19	134.9	140.9	n/a
19-Dec-18	134.9	140.9	129.9
5-Dec-18	146.9	152.9	141.9
21-Nov-18	153.9	-	148.9
7-Nov-18	153.9	-	148.9
24-Oct-18	153.9	159.9	148.9
10-Oct-18	153.9	159.9	148.9
26-Sep-18	153.9	159.9	148.9
12-Sep-18	153.9	159.9	148.9
29-Aug-18	153.9	159.9	148.9
15-Aug-18	153.9	159.9	148.9
1-Aug-18	153.9	157.9	148.9
18-Jul-18	153.9	157.9	140.9
4-Jul-18	153.9	159.9	148.9
20-Jun-18	n/a	-	149.0
6-Jun-18	n/a	-	143.9
23-May-18	148.9	-	148.4
9-May-18	n/a	-	n/a
Apr '18	134.4	-	141.7
Mar '18	130.9	-	137.5
Feb '18	130.9	-	137.5
Jan '18	134.9	-	137.5
Dec '17	136.9	-	137.5
Nov '17	133.2	-	137.5
Oct '17	129.5	-	126.5
Sep '17	129.5	-	126.5
Aug '17	122.0	-	122.0
Jul '17	125.0	-	125.0
Jun '17	127.9	-	127.9
May '17	127.9	-	127.9
Apr '17	125.9	-	127.9
Mar '17	122.6	-	127.9
Feb '17	120.9	-	128.9
Jan '17	119.9	-	129.9
Dec '16	119.9	-	129.9
Nov '16	128.9	-	129.9
Oct '16	128.9	-	126.9
Sep '16	129.4	-	129.9
Aug '16	125.9	-	126.3
Jul '16	137.0	-	128.0
Jun '16	137.0	-	128.0
May '16	118.0	-	115.0

	Ross River Self-serve	
	regular	diesel
21-May-19	147.9	153.9
8-May-19	147.9	153.9
24-Apr-19	147.9	153.9
10-Apr-19	142.9	150.9
27-Mar-19	139.9	147.9
13-Mar-19	129.9	144.9
27-Feb-19	129.9	144.9
13-Feb-19	129.9	144.9
30-Jan-19	n/a	n/a
16-Jan-19	129.9	144.9
2-Jan-19	n/a	n/a
19-Dec-18	129.9	144.9
5-Dec-18	144.9	158.9
21-Nov-18	144.9	168.9
7-Nov-18	156.9	154.5
24-Oct-18	156.9	154.5
10-Oct-18	156.9	154.5
26-Sep-18	156.9	154.5
12-Sep-18	156.9	154.5
29-Aug-18	156.9	154.5
15-Aug-18	156.9	154.5
1-Aug-18	154.9	152.9
18-Jul-18	154.9	152.9
4-Jul-18	149.9	152.9
20-Jun-18	149.9	152.9
6-Jun-18	149.9	152.9
23-May-18	149.9	152.9
9-May-18	139.9	145.9
Apr '18	137.4	143.9
Mar '18	134.9	141.9
Feb '18	139.9	139.9
Jan '18	136.6	138.2
Dec '17	139.9	139.9
Nov '17	132.4	132.4
Oct '17	129.9	129.9
Sep '17	129.9	129.9
Aug '17	129.9	129.9
Jul '17	129.9	129.9
Jun '17	129.9	129.9
May '17	129.9	129.9
Apr '17	129.9	129.9
Mar '17	129.9	129.9
Feb '17	129.9	129.9
Jan '17	129.9	127.9
Dec '16	129.9	127.9
Nov '16	130.9	126.4
Oct '16	131.1	124.9
Sep '16	131.1	124.9
Aug '16	127.3	118.0
Jul '16	125.1	104.6
Jun '16	128.9	101.6
May '16	118.5	106.1

Retail Motor Fuel Prices — Stewart Crossing

	Self-Serve		
	regular	premium	diesel
21-May-19	147.9	153.9	145.9
8-May-19	n/a	n/a	n/a
24-Apr-19	147.9 ^(r)	148.9 ^(r)	149.9 ^(r)
10-Apr-19	n/a	n/a	n/a
27-Mar-19	n/a	n/a	n/a
13-Mar-19	134.9	140.9	145.9
27-Feb-19	134.9	140.9	145.9
13-Feb-19	134.9	140.9	145.9
30-Jan-19	134.9	140.9	145.9
16-Jan-19	134.9	140.9	145.9
2-Jan-19	134.9	140.9	145.9
19-Dec-18	134.9	140.9	145.9
5-Dec-18	134.9	140.9	150.9
21-Nov-18	149.9	155.9	150.9
7-Nov-18	154.9	160.9	150.9
24-Oct-18	154.9	160.9	150.9
10-Oct-18	154.9	160.9	150.9
26-Sep-18	154.9	160.9	150.9
12-Sep-18	154.9	160.9	150.9
29-Aug-18	154.9	160.9	150.9
15-Aug-18	154.9	160.9	150.9
1-Aug-18	154.9	160.9	150.9
18-Jul-18	n/a	n/a	n/a
4-Jul-18	154.9	160.9	150.9
20-Jun-18	154.9	160.9	150.9
6-Jun-18	n/a	n/a	n/a
23-May-18	154.9	160.9	150.9
9-May-18	149.9	155.9	145.9
Apr '18	139.9	145.9	139.9
Mar '18	130.4	136.9	139.9
Feb '18	130.9	136.9	139.9
Jan '18	130.9	133.6	137.6
Dec '17	134.4	139.4	132.9
Nov '17	139.9	145.9	132.9
Oct '17	122.9	128.9	126.4
Sep '17	129.9	132.4	119.9
Aug '17	120.9	126.9	119.9
Jul '17	121.9	127.9	122.9
Jun '17	125.4	131.4	123.4
May '17	126.9	132.9	123.9
Apr '17	129.9	135.9	125.9
Mar '17	129.9	135.9	125.9
Feb '17	129.9	135.9	125.9
Jan '17	129.9	135.9	125.9
Dec '16	121.9	127.9	119.9
Nov '16	123.9	129.9	119.9
Oct '16	125.9	131.9	118.9
Sep '16	125.9	131.9	117.9
Aug '16	125.9	131.9	117.9
Jul '16	127.9	133.9	117.9
Jun '16	132.9	138.9	117.9
May '16	119.9	125.9	113.9

Retail Motor Fuel Prices — Teslin

	Self-serve			Full-serve
	regular	premium	diesel	propane
21-May-19	141.9	n/a	148.9	110.0
8-May-19	141.9	n/a	148.9	n/a
24-Apr-19	141.9	151.9 ^(r)	148.9	110.0
10-Apr-19	141.9	n/a	148.9	110.0
27-Mar-19	136.9	n/a	148.9	110.0
13-Mar-19	133.4	n/a	143.9	110.0
27-Feb-19	126.9	n/a	138.6	110.0
13-Feb-19	131.9	n/a	143.9	110.0
30-Jan-19	131.9	n/a	143.9	110.0
16-Jan-19	132.4	142.9	144.4	110.0
2-Jan-19	132.4	142.9	144.4	110.0
19-Dec-18	131.9	141.9	143.9	110.0
5-Dec-18	127.4	132.9	139.4	110.0
21-Nov-18	138.5	142.8	140.5	110.0
7-Nov-18	148.9	158.9	145.9	112.5
24-Oct-18	148.9	158.9	145.9	112.5
10-Oct-18	148.9	158.9	145.9	112.5
26-Sep-18	148.9	158.9	141.9	112.5
12-Sep-18	148.9	158.9	141.9	114.9
29-Aug-18	148.9	158.9	141.9	112.5
15-Aug-18	148.9	158.9	141.9	112.5
1-Aug-18	148.9	158.9	141.9	112.5
18-Jul-18	148.9	158.9	141.9	112.5
4-Jul-18	148.9	158.9	141.9	112.5
20-Jun-18	148.9	158.9	141.9	112.5
6-Jun-18	148.9	158.9	141.9	112.5
23-May-18	148.9	158.9	141.9	112.5
9-May-18	143.9	148.9	141.9	112.5
Apr '18	133.9	143.9	135.9	112.5
Mar '18	129.9	141.9	136.9	112.5
Feb '18	129.9	139.9	139.9	112.5
Jan '18	130.9	140.9	134.2	108.8
Dec '17	132.9	142.9	133.9	107.0
Nov '17	128.2	136.4	131.4	107.0
Oct '17	118.9	128.9	124.4	107.0
Sep '17	123.9	133.9	119.9	107.0
Aug '17	117.9	127.9	115.9	104.7
Jul '17	119.2	129.4	117.4	101.0
Jun '17	120.4	130.9	117.9	101.0
May '17	122.2	132.4	119.4	102.0
Apr '17	121.9	129.9	119.9	102.0
Mar '17	123.9	130.6	119.9	102.0
Feb '17	123.9	133.9	119.9	102.0
Jan '17	121.7	129.4	117.7	102.0
Dec '16	115.9	125.9	115.9	102.0
Nov '16	118.9	129.9	117.4	102.0
Oct '16	119.9	129.9	117.9	102.0
Sep '16	119.9	129.9	112.9	102.0
Aug '16	119.9	129.9	112.9	102.2
Jul '16	123.2	131.9	113.2	101.3
Jun '16	128.9	138.9	114.2	107.0
May '16	113.9	123.9	112.9	105.0

Retail Motor Fuel Prices — Watson Lake

	Self-serve			Full-serve	
	regular	premium	diesel	diesel	propane
21-May-19	138.4	148.9	141.9	-	n/a
8-May-19	136.6	148.9	140.6	-	n/a
24-Apr-19	136.6	148.9	142.2	-	109.0 ^(r)
10-Apr-19	134.6	145.9	142.2	-	n/a
27-Mar-19	129.9	141.9	142.2	-	n/a
13-Mar-19	122.9	134.9	138.2	-	110.9
27-Feb-19	122.9	134.9	138.2	-	110.9
13-Feb-19	122.9	134.9	135.6	-	110.9
30-Jan-19	122.9	134.9	136.6	-	110.9
16-Jan-19	122.9	134.9	136.6	-	110.9
2-Jan-19	121.9	134.9	135.6	-	110.9
19-Dec-18	124.4	134.9	136.5	-	110.9
5-Dec-18	125.6	134.9	139.6	-	110.9
21-Nov-18	141.9	147.9	145.9	-	110.9
7-Nov-18	141.9	154.9	139.2	-	110.9
24-Oct-18	140.4	154.9	137.6	-	110.9
10-Oct-18	143.3	154.9	141.1	-	110.9
26-Sep-18	142.8	152.9	140.7	-	110.9
12-Sep-18	143.6	152.9	140.7	-	110.9
29-Aug-18	141.8	152.9	138.4	-	n/a
15-Aug-18	142.8	152.9	140.7	-	110.9
1-Aug-18	141.8	152.9	138.4	-	n/a
18-Jul-18	142.6	152.9	139.9	-	110.9
4-Jul-18	141.8	152.9	147.4	-	n/a
20-Jun-18	141.4	152.9	138.7	-	110.9
6-Jun-18	141.0	151.9	138.3	-	110.9
23-May-18	140.9	149.4	136.7	-	110.9
9-May-18	137.2	147.9	134.2	-	110.9
Apr '18	128.2	139.9	129.2	-	110.9
Mar '18	118.9	134.9	127.0	-	110.9
Feb '18	116.0	134.9	127.7	-	105.9
Jan '18	116.7	134.9	127.4	-	105.9
Dec '17	118.9	134.9	125.0	-	105.9
Nov '17	123.4	137.9	127.7	-	105.9
Oct '17	116.7	132.8	121.4	-	105.9
Sep '17	119.4	129.4	120.2	-	105.9
Aug '17	116.0	131.6	116.0	-	105.6
Jul '17	116.1	131.4	115.7	-	105.7
Jun '17	117.2	133.7	117.5	-	105.9
May '17	119.3	134.4	119.9	-	105.9
Apr '17	122.4	-	121.4	-	105.9
Mar '17	110.9	-	116.9	-	105.9
Feb '17	115.9	-	117.4	-	105.9
Jan '17	116.4	-	116.9	-	115.4
Dec '16	106.9	-	112.9	-	105.9
Nov '16	123.4	-	124.4	-	105.9
Oct '16	121.4	-	121.9	-	105.9
Sep '16	116.7	119.9	115.6	-	105.9
Aug '16	116.1	120.2	114.0	-	105.9
Jul '16	120.1	122.4	116.9	-	105.9
Jun '16	120.3	122.9	117.5	-	105.9
May '16	110.4	111.9	105.1	-	111.9

Residential Fuel Prices in Yukon

Average Prices as of May 21, 2019

	Residential Heating Fuels			% Change May 23, 2018 to May 21, 2019		
	Furnace Oil	Arctic Stove Oil	Propane (500-gallon tank cost)	Furnace Oil	Arctic Stove Oil	Propane (500-gallon tank cost)
Whitehorse	126.0	128.4	109.5	3.2%	2.5%	2.4%
Beaver Creek	135.0	139.2	-	5.4%	-0.3%	-
Burwash Landing	131.3	134.4	-	5.0%	6.7%	-
Carcross	128.7	130.3	-	5.6%	-0.8%	-
Carmacks	128.9	135.6	124.2	5.1%	7.8%	2.1%
Dawson City	134.4	137.6	124.2	3.2%	-1.2%	2.1%
Destruction Bay	128.2	131.4	-	5.2%	5.0%	-
Faro	129.2	132.3	124.2	5.0%	4.9%	2.1%
Haines Junction	128.1	129.7	124.2	6.9%	4.2%	2.1%
Marsh Lake	128.7	130.3	-	5.1%	3.7%	-
Mayo	136.8	138.4	124.2	1.9%	0.8%	2.1%
Pelly Crossing	130.5	135.5	-	4.8%	6.1%	-
Ross River	141.0	n/a	124.2	8.4%	n/a	2.1%
Stewart Crossing	130.3	133.5	-	4.7%	4.5%	-
Tagish	128.7	130.3	-	5.6%	-0.8%	-
Teslin	129.6	131.1	124.2	5.7%	4.2%	2.1%
Watson Lake	128.1	131.3	124.2	5.2%	5.0%	2.1%

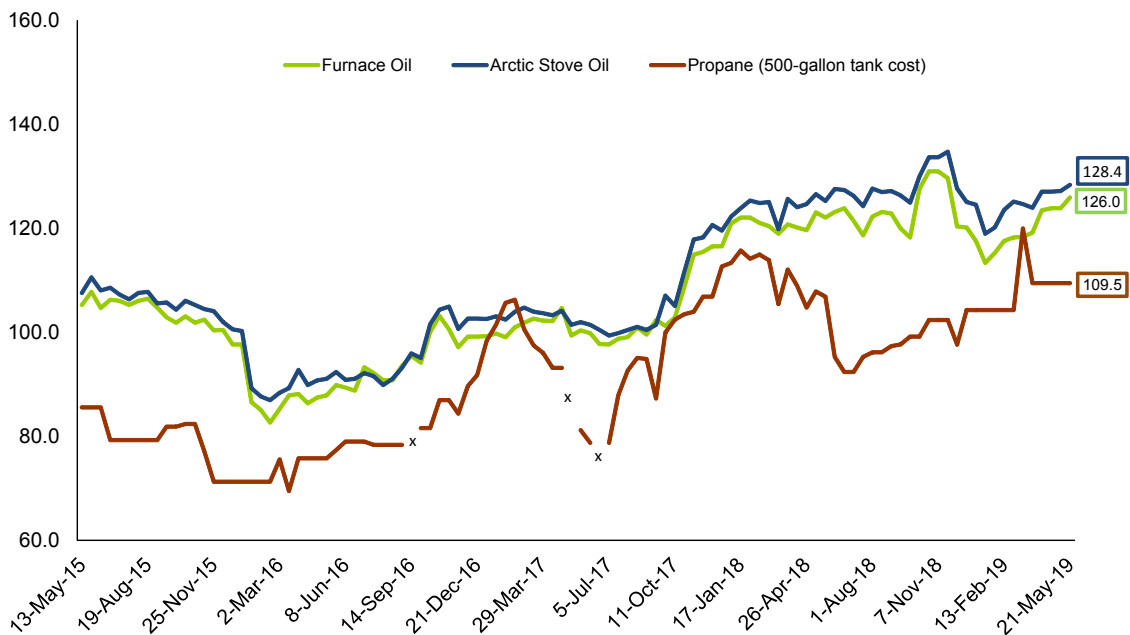
Notes: All prices are Canadian cents per litre, including all applicable taxes.
 "-" indicates this service was not available in this community at this time.
 "n/a" indicates this information was not available for the reporting period.

Comparing May 21, 2019 to May 23, 2018, prices of furnace oil increased in all Yukon communities. The largest percentage increase was in Ross River, up 8.4%.

Increases were also reported for Arctic stove oil prices in all Yukon communities with the exceptions of Beaver Creek, Carcross, Dawson City and Tagish. The largest percentage increase was in Carmacks, up 7.8%.

Increases were reported for average prices of propane (500 gallon tank) in all Yukon communities. The largest percentage increase was in Whitehorse, up 2.4%.

Average Residential Bi-weekly Heating Fuel Prices, Whitehorse
 May 2015 - May 2019
 (cents per litre)



Residential Heating Fuel Prices — Whitehorse

	Furnace Oil	Arctic Stove Oil	Propane (500-gallon tank cost)
21-May-19	126.0	128.4	109.5
8-May-19	123.9	127.2	109.5
24-Apr-19	123.9 ^(r)	127.1	109.5
10-Apr-19	123.5	127.1	109.5
27-Mar-19	119.2	124.0	109.5
13-Mar-19	118.4	124.7	120.0
27-Feb-19	118.3	125.2	104.3
13-Feb-19	117.6	123.6	104.3
30-Jan-19	115.3	120.2	104.3
16-Jan-19	113.4	119.0	104.3
2-Jan-19	117.6	124.6	104.3
19-Dec-18	120.2	125.1	104.3
5-Dec-18	120.4	127.7	97.7
21-Nov-18	129.7	134.8	102.4
7-Nov-18	131.0	133.7	102.4
24-Oct-18	131.0	133.7	102.4
10-Oct-18	127.6	130.0	99.2
26-Sep-18	118.3	125.0	99.2
12-Sep-18	120.0	126.4	97.7
29-Aug-18	122.9	127.2	97.4
15-Aug-18	123.2	127.0	96.2
1-Aug-18	122.3	127.7	96.2
18-Jul-18	118.7	124.3	95.3
4-Jul-18	121.5	126.3	92.4
20-Jun-18	123.9	127.4	92.4
6-Jun-18	123.2	127.6	95.3
23-May-18	122.1	125.3	106.9
9-May-18	123.1	126.6	107.9
Apr '18	120.0	124.4	106.9
Mar '18	119.9	122.8	108.8
Feb '18	120.8	125.0	114.5
Jan '18	121.7	123.9	114.5
Dec '17	116.6	120.2	109.8
Nov '17	115.3	118.1	105.5
Oct '17	105.8	108.4	103.0
Sep '17	101.9	104.3	93.7
Aug '17	99.9	100.7	94.2
Jul '17	98.3	99.7	83.4
Jun '17	98.9	101.0	78.8
May '17	99.9	101.8	81.2
Apr '17	103.5	103.8	93.2
Mar '17	102.3	104.2	98.1
Feb '17	100.1	103.3	106.0
Jan '17	99.6	102.9	100.0
Dec '16	99.2	102.7	90.8
Nov '16	98.9	102.9	85.7
Oct '16	101.7	103.0	84.3
Sep '16	94.9	95.6	81.6
Aug '16	91.7	91.4	78.4
Jul '16	92.8	91.9	78.7
Jun '16	89.1	91.0	79.0
May '16	88.9	91.8	76.6

Residential Heating Fuel Prices — Beaver Creek

	Furnace Oil	Arctic Stove Oil	Propane (500-gallon tank cost)
21-May-19	135.0	139.2	-
8-May-19	n/a	n/a	-
24-Apr-19	135.0 ^(r)	139.2 ^(r)	-
10-Apr-19	131.9	136.1	-
27-Mar-19	131.9	136.1	-
13-Mar-19	131.9	136.1	-
27-Feb-19	131.9	136.1	-
13-Feb-19	127.7	130.8	-
30-Jan-19	123.5	126.6	-
16-Jan-19	123.5	126.6	-
2-Jan-19	123.5	126.6	-
19-Dec-18	134.0	137.1	-
5-Dec-18	n/a	n/a	-
21-Nov-18	142.4	147.3	-
7-Nov-18	142.4	144.2	-
24-Oct-18	142.4	144.2	-
10-Oct-18	142.4	144.2	-
26-Sep-18	n/a	146.1	-
12-Sep-18	n/a	150.0	-
29-Aug-18	133.4	141.5	-
15-Aug-18	133.4	141.5	-
1-Aug-18	136.5	143.1	-
18-Jul-18	n/a	144.0	-
4-Jul-18	n/a	145.1	-
20-Jun-18	136.5	143.3	-
6-Jun-18	136.5	143.8	-
23-May-18	128.1	139.6	-
9-May-18	128.1	137.2	-
Apr '18	128.1	134.7	-
Mar '18	128.4	134.3	-
Feb '18	128.1	134.7	-
Jan '18	131.6	135.4	-
Dec '17	128.1	128.3	-
Nov '17	128.1	127.5	-
Oct '17	117.7	116.7	-
Sep '17	112.5	111.7	-
Aug '17	105.7	110.8	-
Jul '17	105.1	110.8	-
Jun '17	105.8	110.8	-
May '17	106.6	110.8	-
Apr '17	110.6	116.1	-
Mar '17	111.3	116.1	-
Feb '17	111.8	116.1	-
Jan '17	111.0	114.0	-
Dec '16	109.5	111.9	-
Nov '16	107.8	114.0	-
Oct '16	111.0	114.0	-
Sep '16	103.3	107.7	-
Aug '16	101.2	101.2	-
Jul '16	101.4	99.3	-
Jun '16	98.1	99.3	-
May '16	96.7	98.1	-

Residential Heating Fuel Prices — Burwash Landing

	Furnace Oil	Arctic Stove Oil	Propane (500 gallon tank cost)
21-May-19	131.3	134.4	-
8-May-19	n/a	n/a	-
24-Apr-19	131.3 ^(r)	134.4 ^(r)	-
10-Apr-19	128.1	131.3	-
27-Mar-19	128.1	132.8	-
13-Mar-19	128.1	131.3	-
27-Feb-19	128.1	131.3	-
13-Feb-19	123.9	130.7	-
30-Jan-19	119.7	129.7	-
16-Jan-19	119.7	129.7	-
2-Jan-19	119.7	122.9	-
19-Dec-18	130.2	134.9	-
5-Dec-18	n/a	136.5	-
21-Nov-18	138.6	143.3	-
7-Nov-18	138.6	139.1	-
24-Oct-18	138.6	132.8	-
10-Oct-18	138.6	141.8	-
26-Sep-18	n/a	n/a	-
12-Sep-18	n/a	n/a	-
29-Aug-18	130.2	128.6	-
15-Aug-18	130.2	128.6	-
1-Aug-18	133.4	130.2	-
18-Jul-18	n/a	123.9	-
4-Jul-18	n/a	123.9	-
20-Jun-18	133.4	136.5	-
6-Jun-18	133.4	130.2	-
23-May-18	125.0	126.0	-
9-May-18	125.0	128.1	-
Apr '18	125.0	126.0	-
Mar '18	125.1	126.1	-
Feb '18	125.0	127.1	-
Jan '18	128.5	128.4	-
Dec '17	125.0	127.1	-
Nov '17	125.0	127.1	-
Oct '17	114.5	112.3	-
Sep '17	107.9	109.0	-
Aug '17	104.5	107.3	-
Jul '17	104.5	107.3	-
Jun '17	104.5	107.3	-
May '17	104.5	107.3	-
Apr '17	109.2	109.7	-
Mar '17	109.2	110.6	-
Feb '17	109.2	109.7	-
Jan '17	107.1	108.7	-
Dec '16	105.0	107.6	-
Nov '16	107.1	108.7	-
Oct '16	107.1	109.0	-
Sep '16	100.8	102.1	-
Aug '16	94.2	95.7	-
Jul '16	92.4	95.1	-
Jun '16	94.7	95.6	-
May '16	95.2	95.3	-

Residential Heating Fuel Prices — Carcross

	Furnace Oil	Arctic Stove Oil	Propane (500 gallon tank cost)
21-May-19	128.7	130.3	-
8-May-19	129.2	129.2	-
24-Apr-19	128.7 ^(r)	130.3 ^(r)	-
10-Apr-19	125.1	128.2	-
27-Mar-19	120.3	122.9	-
13-Mar-19	120.3	122.9	-
27-Feb-19	120.3	122.9	-
13-Feb-19	118.2	120.8	-
30-Jan-19	116.1	118.7	-
16-Jan-19	116.1	118.7	-
2-Jan-19	120.8	124.0	-
19-Dec-18	126.1	129.2	-
5-Dec-18	117.6	131.3	-
21-Nov-18	134.5	136.9	-
7-Nov-18	134.5	134.8	-
24-Oct-18	134.5	134.8	-
10-Oct-18	133.4	132.0	-
26-Sep-18	116.6	126.1	-
12-Sep-18	n/a	136.4	-
29-Aug-18	127.2	131.6	-
15-Aug-18	127.2	131.6	-
1-Aug-18	130.3	133.2	-
18-Jul-18	n/a	133.5	-
4-Jul-18	n/a	134.6	-
20-Jun-18	130.3	134.9	-
6-Jun-18	130.3	135.5	-
23-May-18	121.9	131.3	-
9-May-18	121.9	128.9	-
Apr '18	121.9	126.1	-
Mar '18	121.9	125.3	-
Feb '18	121.9	125.6	-
Jan '18	125.4	128.5	-
Dec '17	121.9	123.2	-
Nov '17	121.9	123.1	-
Oct '17	111.5	114.3	-
Sep '17	108.2	107.4	-
Aug '17	103.4	104.6	-
Jul '17	102.9	104.6	-
Jun '17	103.6	104.6	-
May '17	104.4	104.6	-
Apr '17	108.1	109.3	-
Mar '17	108.7	109.3	-
Feb '17	109.2	109.3	-
Jan '17	108.4	107.2	-
Dec '16	106.9	105.1	-
Nov '16	105.2	107.2	-
Oct '16	108.5	107.2	-
Sep '16	100.7	100.9	-
Aug '16	96.6	94.3	-
Jul '16	96.7	92.5	-
Jun '16	93.4	92.5	-
May '16	92.1	92.4	-

Residential Heating Fuel Prices — Carmacks

	Furnace Oil	Arctic Stove Oil	Propane (500-gallon tank cost)
21-May-19	128.9	135.6	124.2
8-May-19	n/a	139.1	124.2
24-Apr-19	128.9 ^(r)	135.6 ^(r)	124.2
10-Apr-19	125.8	134.3	124.2
27-Mar-19	125.8	134.3	124.2
13-Mar-19	125.8	132.2	124.2
27-Feb-19	125.8	132.2	119.0
13-Feb-19	121.6	130.1	119.0
30-Jan-19	117.4	124.8	119.0
16-Jan-19	117.4	124.8	119.0
2-Jan-19	117.4	120.5	119.0
19-Dec-18	127.9	131.0	119.0
5-Dec-18	n/a	n/a	112.4
21-Nov-18	136.3	139.4	117.1
7-Nov-18	136.3	139.4	117.1
24-Oct-18	136.3	139.4	117.1
10-Oct-18	136.3	139.4	113.9
26-Sep-18	n/a	n/a	113.9
12-Sep-18	n/a	n/a	112.4
29-Aug-18	127.9	131.0	112.1
15-Aug-18	127.9	131.0	110.9
1-Aug-18	131.0	134.2	110.9
18-Jul-18	n/a	n/a	110.0
4-Jul-18	n/a	n/a	107.9
20-Jun-18	131.0	134.2	107.9
6-Jun-18	131.0	134.2	110.0
23-May-18	122.6	125.8	121.6
9-May-18	122.6	125.8	122.6
Apr '18	122.6	125.8	121.6
Mar '18	122.6	125.8	123.5
Feb '18	122.6	125.8	129.2
Jan '18	126.1	129.3	129.2
Dec '17	121.6	125.8	124.5
Nov '17	120.5	125.8	120.2
Oct '17	111.1	115.3	117.7
Sep '17	105.6	108.7	108.4
Aug '17	102.2	105.3	108.9
Jul '17	102.2	105.3	99.9
Jun '17	102.2	105.3	97.1
May '17	102.2	105.3	95.9
Apr '17	106.9	110.0	107.9
Mar '17	106.9	110.0	112.8
Feb '17	106.9	110.0	120.7
Jan '17	104.8	107.9	114.7
Dec '16	102.7	105.8	105.5
Nov '16	104.8	107.9	100.4
Oct '16	104.8	107.9	99.0
Sep '16	98.5	101.6	96.3
Aug '16	91.8	95.0	93.1
Jul '16	90.1	93.2	93.4
Jun '16	90.1	93.2	93.7
May '16	90.1	93.2	91.3

Residential Heating Fuel Prices — Dawson City

	Furnace Oil	Arctic Stove Oil	Propane (500-gallon tank cost)
21-May-19	134.4	137.6	124.2
8-May-19	130.2	133.4	124.2
24-Apr-19	132.3 ^(r)	135.5 ^(r)	124.2
10-Apr-19	134.0	137.2	124.2
27-Mar-19	130.7	133.9	124.2
13-Mar-19	129.2	132.3	124.2
27-Feb-19	131.3	135.5	119.0
13-Feb-19	127.1	130.2	119.0
30-Jan-19	125.0	128.1	119.0
16-Jan-19	122.9	126.0	119.0
2-Jan-19	127.6	130.7	119.0
19-Dec-18	132.8	136.0	119.0
5-Dec-18	132.3	135.5	112.4
21-Nov-18	141.2	147.0	117.1
7-Nov-18	141.2	144.9	117.1
24-Oct-18	141.2	144.9	117.1
10-Oct-18	137.0	133.6	113.9
26-Sep-18	132.3	142.3	113.9
12-Sep-18	132.3	144.3	112.4
29-Aug-18	132.8	140.6	112.1
15-Aug-18	132.8	140.6	110.9
1-Aug-18	134.4	141.6	110.9
18-Jul-18	132.3	141.3	110.0
4-Jul-18	132.3	141.9	107.9
20-Jun-18	134.4	141.7	107.9
6-Jun-18	134.4	142.1	110.0
23-May-18	130.2	139.3	121.6
9-May-18	133.5	139.9	122.6
Apr '18	130.2	136.0	121.6
Mar '18	130.2	135.7	123.5
Feb '18	130.2	136.0	129.2
Jan '18	132.1	136.2	129.2
Dec '17	127.6	128.9	124.5
Nov '17	128.1	128.2	120.2
Oct '17	117.7	118.2	117.7
Sep '17	112.0	112.4	108.4
Aug '17	105.6	110.8	108.9
Jul '17	105.0	110.8	99.9
Jun '17	105.7	110.8	97.1
May '17	106.5	110.8	95.9
Apr '17	110.2	115.5	107.9
Mar '17	110.8	115.5	112.8
Feb '17	111.4	115.5	120.7
Jan '17	110.6	113.4	114.7
Dec '16	109.1	111.3	105.5
Nov '16	107.4	113.4	100.4
Oct '16	110.7	113.4	99.0
Sep '16	102.9	107.1	96.3
Aug '16	100.9	100.5	93.1
Jul '16	101.0	98.7	93.4
Jun '16	97.7	98.7	93.7
May '16	96.4	97.6	91.3

Residential Heating Fuel Prices — Destruction Bay

	Furnace Oil	Arctic Stove Oil	Propane (500 gallon tank cost)
21-May-19	128.2	131.4	-
8-May-19	n/a	n/a	-
24-Apr-19	128.2 ^(r)	131.4 ^(r)	-
10-Apr-19	125.1	128.2	-
27-Mar-19	125.1	128.2	-
13-Mar-19	125.1	128.2	-
27-Feb-19	125.1	128.2	-
13-Feb-19	120.9	124.0	-
30-Jan-19	116.7	119.8	-
16-Jan-19	116.7	119.8	-
2-Jan-19	116.7	119.8	-
19-Dec-18	127.2	130.3	-
5-Dec-18	n/a	n/a	-
21-Nov-18	135.6	138.7	-
7-Nov-18	135.6	138.7	-
24-Oct-18	135.6	138.7	-
10-Oct-18	135.6	138.7	-
26-Sep-18	n/a	n/a	-
12-Sep-18	n/a	n/a	-
29-Aug-18	127.2	130.3	-
15-Aug-18	127.2	130.3	-
1-Aug-18	130.3	133.5	-
18-Jul-18	n/a	n/a	-
4-Jul-18	n/a	n/a	-
20-Jun-18	130.3	133.5	-
6-Jun-18	130.3	133.5	-
23-May-18	121.9	125.1	-
9-May-18	121.9	125.1	-
Apr '18	121.9	125.1	-
Mar '18	121.9	125.1	-
Feb '18	121.9	125.1	-
Jan '18	125.4	128.6	-
Dec '17	120.9	125.4	-
Nov '17	119.8	125.6	-
Oct '17	110.4	114.5	-
Sep '17	104.9	108.0	-
Aug '17	101.4	104.6	-
Jul '17	101.4	104.6	-
Jun '17	101.4	104.6	-
May '17	101.4	104.6	-
Apr '17	106.2	109.3	-
Mar '17	106.2	109.3	-
Feb '17	106.2	109.3	-
Jan '17	104.1	107.2	-
Dec '16	102.0	105.1	-
Nov '16	104.1	107.2	-
Oct '16	104.1	107.2	-
Sep '16	97.8	100.9	-
Aug '16	91.1	94.3	-
Jul '16	89.4	92.5	-
Jun '16	94.1	92.5	-
May '16	93.3	93.0	-

Residential Heating Fuel Prices — Faro

	Furnace Oil	Arctic Stove Oil	Propane (500-gallon tank cost)
21-May-19	129.2	132.3	124.2
8-May-19	n/a	132.3	124.2
24-Apr-19	129.2 ^(r)	132.3 ^(r)	124.2
10-Apr-19	126.0	129.2	124.2
27-Mar-19	126.0	129.2	124.2
13-Mar-19	126.0	129.2	124.2
27-Feb-19	126.0	129.2	119.0
13-Feb-19	121.8	125.0	119.0
30-Jan-19	117.6	120.8	119.0
16-Jan-19	117.6	120.8	119.0
2-Jan-19	117.6	120.8	119.0
19-Dec-18	128.1	131.3	119.0
5-Dec-18	n/a	131.3	112.4
21-Nov-18	136.5	139.7	117.1
7-Nov-18	136.5	139.7	117.1
24-Oct-18	136.5	139.7	117.1
10-Oct-18	136.5	135.5	113.9
26-Sep-18	n/a	131.3	113.9
12-Sep-18	n/a	131.3	112.4
29-Aug-18	128.2	131.3	112.1
15-Aug-18	128.2	132.9	110.9
1-Aug-18	131.4	134.5	110.9
18-Jul-18	n/a	n/a	110.0
4-Jul-18	n/a	134.4	107.9
20-Jun-18	131.4	134.5	107.9
6-Jun-18	131.4	130.3	110.0
23-May-18	123.0	126.1	121.6
9-May-18	123.0	126.1	122.6
Apr '18	123.0	126.1	121.6
Mar '18	123.0	126.1	123.5
Feb '18	123.0	126.1	129.2
Jan '18	126.5	129.6	129.2
Dec '17	123.0	126.1	124.5
Nov '17	123.0	126.0	120.2
Oct '17	112.4	115.6	117.7
Sep '17	105.8	109.0	108.4
Aug '17	102.4	105.5	108.9
Jul '17	102.4	105.5	99.9
Jun '17	102.4	105.5	97.1
May '17	102.4	105.5	95.9
Apr '17	107.1	110.3	107.9
Mar '17	107.1	110.3	112.8
Feb '17	107.1	110.3	120.7
Jan '17	105.0	108.2	114.7
Dec '16	102.9	106.1	105.5
Nov '16	105.0	108.2	100.4
Oct '16	105.0	108.2	99.0
Sep '16	98.7	101.9	96.3
Aug '16	92.1	95.2	93.1
Jul '16	90.3	93.5	93.4
Jun '16	90.3	93.5	93.7
May '16	90.3	93.5	91.3

Residential Heating Fuel Prices — Haines Junction

	Furnace Oil	Arctic Stove Oil	Propane (500-gallon tank cost)
21-May-19	128.1	129.7	124.2
8-May-19	n/a	n/a	124.2
24-Apr-19	126.0 ^(r)	129.3 ^(r)	124.2
10-Apr-19	123.0	126.1	124.2
27-Mar-19	123.0	126.1	124.2
13-Mar-19	123.0	126.1	124.2
27-Feb-19	123.0	126.1	119.0
13-Feb-19	118.8	121.9	119.0
30-Jan-19	114.6	117.7	119.0
16-Jan-19	114.6	117.7	119.0
2-Jan-19	114.6	117.7	119.0
19-Dec-18	125.1	128.2	119.0
5-Dec-18	n/a	n/a	112.4
21-Nov-18	133.5	136.6	117.1
7-Nov-18	133.5	136.6	117.1
24-Oct-18	133.5	136.6	117.1
10-Oct-18	133.5	135.0	113.9
26-Sep-18	n/a	130.2	113.9
12-Sep-18	n/a	128.1	112.4
29-Aug-18	125.1	128.2	112.1
15-Aug-18	125.1	128.2	110.9
1-Aug-18	128.2	131.4	110.9
18-Jul-18	n/a	131.3	110.0
4-Jul-18	n/a	131.3	107.9
20-Jun-18	128.2	129.7	107.9
6-Jun-18	128.2	128.7	110.0
23-May-18	119.8	124.5	121.6
9-May-18	119.8	124.0	122.6
Apr '18	119.8	124.0	121.6
Mar '18	119.8	124.0	123.5
Feb '18	119.8	124.6	129.2
Jan '18	123.3	126.9	129.2
Dec '17	119.8	121.4	124.5
Nov '17	119.8	120.4	120.2
Oct '17	109.4	114.6	117.7
Sep '17	105.7	105.1	108.4
Aug '17	100.3	100.6	108.9
Jul '17	99.7	99.8	99.9
Jun '17	100.4	99.0	97.1
May '17	101.2	101.6	95.9
Apr '17	104.9	104.5	107.9
Mar '17	105.5	104.2	112.8
Feb '17	106.1	105.9	120.7
Jan '17	105.3	102.5	114.7
Dec '16	103.8	100.6	105.5
Nov '16	102.1	99.2	100.4
Oct '16	105.4	102.1	99.0
Sep '16	97.6	101.9	96.3
Aug '16	95.5	98.0	93.1
Jul '16	95.7	98.7	93.4
Jun '16	92.4	96.3	93.7
May '16	91.0	93.3	91.3

Residential Heating Fuel Prices — Marsh Lake

	Furnace Oil	Arctic Stove Oil	Propane (500 gallon tank cost)
21-May-19	128.7	130.3	-
8-May-19	129.2	129.2	-
24-Apr-19	128.7 ^(r)	130.3 ^(r)	-
10-Apr-19	125.1	128.2	-
27-Mar-19	120.3	122.9	-
13-Mar-19	120.3	122.9	-
27-Feb-19	120.3	122.9	-
13-Feb-19	118.2	120.8	-
30-Jan-19	116.1	118.7	-
16-Jan-19	116.1	118.7	-
2-Jan-19	120.8	124.0	-
19-Dec-18	126.1	129.2	-
5-Dec-18	128.1	131.3	-
21-Nov-18	134.5	137.6	-
7-Nov-18	134.5	137.6	-
24-Oct-18	134.5	137.6	-
10-Oct-18	133.4	133.4	-
26-Sep-18	116.6	119.7	-
12-Sep-18	n/a	n/a	-
29-Aug-18	127.7	130.8	-
15-Aug-18	127.7	130.8	-
1-Aug-18	130.8	134.0	-
18-Jul-18	n/a	n/a	-
4-Jul-18	n/a	n/a	-
20-Jun-18	130.8	134.0	-
6-Jun-18	130.8	134.0	-
23-May-18	122.4	125.6	-
9-May-18	122.4	125.6	-
Apr '18	122.4	125.6	-
Mar '18	122.2	125.4	-
Feb '18	122.4	125.6	-
Jan '18	125.9	129.1	-
Dec '17	122.4	125.6	-
Nov '17	122.4	125.6	-
Oct '17	112.0	115.1	-
Sep '17	105.4	108.5	-
Aug '17	102.0	105.1	-
Jul '17	102.0	105.1	-
Jun '17	102.0	105.1	-
May '17	102.0	105.1	-
Apr '17	106.7	109.8	-
Mar '17	106.7	109.8	-
Feb '17	106.7	109.8	-
Jan '17	104.6	107.7	-
Dec '16	102.5	105.6	-
Nov '16	104.6	107.7	-
Oct '16	104.6	107.7	-
Sep '16	98.3	101.4	-
Aug '16	91.6	94.8	-
Jul '16	89.9	93.0	-
Jun '16	89.9	93.0	-
May '16	89.9	93.0	-

Residential Heating Fuel Prices — Mayo

	Furnace Oil	Arctic Stove Oil	Propane (500-gallon tank cost)
21-May-19	136.8	138.4	124.2
8-May-19	133.9	135.5	124.2
24-Apr-19	135.7 ^(r)	137.8 ^(r)	124.2
10-Apr-19	138.0	141.3	124.2
27-Mar-19	134.7	137.9	124.2
13-Mar-19	133.1	136.3	124.2
27-Feb-19	136.1	139.2	119.0
13-Feb-19	131.0	134.2	119.0
30-Jan-19	128.9	132.1	119.0
16-Jan-19	126.8	130.0	119.0
2-Jan-19	131.6	134.7	119.0
19-Dec-18	136.8	140.0	119.0
5-Dec-18	135.5	138.6	112.4
21-Nov-18	145.2	148.4	117.1
7-Nov-18	145.2	147.6	117.1
24-Oct-18	143.1	146.2	117.1
10-Oct-18	141.2	144.8	113.9
26-Sep-18	135.5	143.9	113.9
12-Sep-18	135.5	138.6	112.4
29-Aug-18	136.8	143.2	110.9
15-Aug-18	136.8	143.2	110.9
1-Aug-18	138.4	144.3	110.9
18-Jul-18	135.5	142.9	110.0
4-Jul-18	135.5	143.4	107.9
20-Jun-18	138.4	141.5	107.9
6-Jun-18	138.4	144.7	110.0
23-May-18	134.2	137.3	121.6
9-May-18	135.4	138.6	122.6
Apr '18	134.2	137.3	121.6
Mar '18	134.2	137.3	123.5
Feb '18	134.2	137.3	129.2
Jan '18	136.1	138.8	129.2
Dec '17	131.6	131.6	124.5
Nov '17	131.6	131.5	120.2
Oct '17	119.0	118.2	117.7
Sep '17	113.8	115.4	108.4
Aug '17	109.4	115.4	108.9
Jul '17	108.4	114.5	99.9
Jun '17	108.9	114.5	97.1
May '17	109.4	114.5	95.9
Apr '17	111.1	115.9	107.9
Mar '17	112.3	116.9	112.8
Feb '17	111.6	115.3	120.7
Jan '17	112.0	116.0	114.7
Dec '16	110.9	114.5	105.5
Nov '16	110.4	117.3	100.4
Oct '16	112.7	116.9	99.0
Sep '16	105.6	110.6	96.3
Aug '16	101.7	103.6	93.1
Jul '16	102.6	104.0	93.4
Jun '16	99.7	102.7	93.7
May '16	98.8	101.3	91.3

Residential Heating Fuel Prices — Pelly Crossing

	Furnace Oil	Arctic Stove Oil	Propane (500 gallon tank cost)
21-May-19	130.5	135.5	-
8-May-19	n/a	142.3	-
24-Apr-19	130.8 ^(r)	138.1 ^(r)	-
10-Apr-19	127.7	137.9	-
27-Mar-19	127.7	137.9	-
13-Mar-19	127.7	136.8	-
27-Feb-19	127.7	135.8	-
13-Feb-19	123.5	133.7	-
30-Jan-19	119.3	128.4	-
16-Jan-19	119.3	128.4	-
2-Jan-19	119.3	122.4	-
19-Dec-18	129.8	132.9	-
5-Dec-18	n/a	n/a	-
21-Nov-18	138.2	141.3	-
7-Nov-18	138.2	143.6	-
24-Oct-18	138.2	143.6	-
10-Oct-18	138.2	143.6	-
26-Sep-18	n/a	n/a	-
12-Sep-18	n/a	n/a	-
29-Aug-18	129.8	132.9	-
15-Aug-18	129.8	132.9	-
1-Aug-18	132.9	136.1	-
18-Jul-18	n/a	n/a	-
4-Jul-18	n/a	n/a	-
20-Jun-18	132.9	136.1	-
6-Jun-18	132.9	136.1	-
23-May-18	124.5	127.7	-
9-May-18	124.5	127.7	-
Apr '18	124.5	127.7	-
Mar '18	124.5	127.7	-
Feb '18	124.5	127.7	-
Jan '18	128.0	130.7	-
Dec '17	124.5	124.5	-
Nov '17	124.5	124.4	-
Oct '17	114.1	114.2	-
Sep '17	109.4	108.6	-
Aug '17	102.9	107.2	-
Jul '17	102.4	107.2	-
Jun '17	103.1	107.2	-
May '17	103.9	107.2	-
Apr '17	107.6	111.9	-
Mar '17	108.2	111.9	-
Feb '17	108.7	111.9	-
Jan '17	107.9	109.8	-
Dec '16	106.4	107.7	-
Nov '16	104.7	109.8	-
Oct '16	108.0	109.8	-
Sep '16	100.2	103.5	-
Aug '16	98.2	96.9	-
Jul '16	98.3	95.1	-
Jun '16	95.1	95.1	-
May '16	93.7	94.5	-

Residential Heating Fuel Prices — Ross River

	Furnace Oil	Arctic Stove Oil	Propane (500-gallon tank cost)
21-May-19	141.0	n/a	124.2
8-May-19	151.1	n/a	124.2
24-Apr-19	141.0 ^(r)	134.0 ^(r)	124.2
10-Apr-19	137.8	130.8	124.2
27-Mar-19	136.2	130.8	124.2
13-Mar-19	134.3	130.2	124.2
27-Feb-19	134.3	130.2	119.0
13-Feb-19	132.2	126.0	119.0
30-Jan-19	118.7	121.8	119.0
16-Jan-19	130.1	121.8	119.0
2-Jan-19	118.7	121.8	119.0
19-Dec-18	135.4	132.3	119.0
5-Dec-18	149.6	n/a	112.4
21-Nov-18	152.2	140.7	117.1
7-Nov-18	144.6	140.7	117.1
24-Oct-18	144.6	140.7	117.1
10-Oct-18	144.6	140.7	113.9
26-Sep-18	151.7	n/a	113.9
12-Sep-18	151.7	n/a	112.4
29-Aug-18	140.4	132.3	112.1
15-Aug-18	140.4	132.3	110.9
1-Aug-18	141.0	135.5	110.9
18-Jul-18	149.6	n/a	110.0
4-Jul-18	150.0	n/a	107.9
20-Jun-18	141.2	135.5	107.9
6-Jun-18	141.2	135.5	110.0
23-May-18	130.1	127.1	121.6
9-May-18	130.1	127.1	122.6
Apr '18	129.1	127.1	121.6
Mar '18	123.9	127.1	123.5
Feb '18	123.9	127.1	129.2
Jan '18	127.4	130.6	129.2
Dec '17	123.9	127.1	124.5
Nov '17	123.9	127.1	120.2
Oct '17	113.5	116.6	117.7
Sep '17	106.9	110.0	108.4
Aug '17	103.4	106.6	108.9
Jul '17	103.4	106.6	99.9
Jun '17	103.4	106.6	97.1
May '17	103.4	106.6	95.9
Apr '17	108.2	111.3	107.9
Mar '17	108.2	111.3	112.8
Feb '17	108.2	111.3	120.7
Jan '17	106.1	109.2	114.7
Dec '16	104.0	107.1	105.5
Nov '16	106.1	109.2	100.4
Oct '16	106.1	109.2	99.0
Sep '16	99.8	102.9	96.3
Aug '16	93.1	96.3	93.1
Jul '16	91.4	94.5	93.4
Jun '16	91.4	94.5	93.7
May '16	91.4	94.5	91.3

Residential Heating Fuel Prices — Stewart Crossing

	Furnace Oil	Arctic Stove Oil	Propane (500-gallon tank cost)
21-May-19	130.3	133.5	-
8-May-19	n/a	n/a	-
24-Apr-19	130.3 ⁽ⁿ⁾	133.5 ⁽ⁿ⁾	-
10-Apr-19	127.2	130.3	-
27-Mar-19	127.2	130.3	-
13-Mar-19	127.2	130.3	-
27-Feb-19	127.2	130.3	-
13-Feb-19	123.0	126.1	-
30-Jan-19	118.8	121.9	-
16-Jan-19	118.8	121.9	-
2-Jan-19	118.8	121.9	-
19-Dec-18	129.3	132.4	-
5-Dec-18	n/a	n/a	-
21-Nov-18	137.7	140.9	-
7-Nov-18	137.7	140.9	-
24-Oct-18	137.7	140.9	-
10-Oct-18	137.7	140.9	-
26-Sep-18	n/a	n/a	-
12-Sep-18	n/a	n/a	-
29-Aug-18	125.6	130.3	-
15-Aug-18	125.6	130.3	-
1-Aug-18	132.9	133.5	-
18-Jul-18	n/a	n/a	-
4-Jul-18	n/a	n/a	-
20-Jun-18	132.9	136.1	-
6-Jun-18	132.9	136.1	-
23-May-18	124.5	127.7	-
9-May-18	124.5	127.7	-
Apr '18	124.5	127.7	-
Mar '18	124.3	125.9	-
Feb '18	124.5	127.7	-
Jan '18	128.0	131.2	-
Dec '17	124.5	127.7	-
Nov '17	124.5	127.7	-
Oct '17	114.1	117.2	-
Sep '17	107.5	110.6	-
Aug '17	104.1	107.2	-
Jul '17	104.1	107.2	-
Jun '17	104.1	107.2	-
May '17	104.1	107.2	-
Apr '17	108.8	111.9	-
Mar '17	108.8	111.9	-
Feb '17	108.8	111.9	-
Jan '17	106.7	109.8	-
Dec '16	104.6	107.7	-
Nov '16	106.7	109.8	-
Oct '16	106.7	109.8	-
Sep '16	100.4	103.5	-
Aug '16	93.7	96.9	-
Jul '16	92.0	95.1	-
Jun '16	92.0	95.1	-
May '16	92.0	95.1	-

Residential Heating Fuel Prices — Tagish & Teslin

	Tagish		
	Furnace Oil	Arctic Stove Oil	Propane (500-gallon tank cost)
21-May-19	128.7	130.3	-
8-May-19	129.2	129.2	-
24-Apr-19	128.7 ^(r)	130.3 ^(r)	-
10-Apr-19	125.1	128.2	-
27-Mar-19	120.3	122.9	-
13-Mar-19	120.3	122.9	-
27-Feb-19	120.3	122.9	-
13-Feb-19	118.2	120.8	-
30-Jan-19	116.1	118.7	-
16-Jan-19	116.1	118.7	-
2-Jan-19	120.8	124.0	-
19-Dec-18	126.1	129.2	-
5-Dec-18	128.1	131.3	-
21-Nov-18	134.5	136.9	-
7-Nov-18	134.5	134.8	-
24-Oct-18	134.5	134.8	-
10-Oct-18	133.4	132.0	-
26-Sep-18	116.6	126.1	-
12-Sep-18	n/a	136.4	-
29-Aug-18	127.9	132.0	-
15-Aug-18	127.9	132.0	-
1-Aug-18	131.0	133.6	-
18-Jul-18	n/a	133.5	-
4-Jul-18	n/a	134.6	-
20-Jun-18	130.3	134.9	-
6-Jun-18	130.3	135.5	-
23-May-18	121.9	131.3	-
9-May-18	121.9	128.9	-
Apr '18	121.9	126.1	-
Mar '18	121.9	125.3	-
Feb '18	121.9	125.1	-
Jan '18	125.4	128.5	-
Dec '17	121.9	123.2	-
Nov '17	121.9	123.1	-
Oct '17	111.5	114.3	-
Sep '17	108.2	107.4	-
Aug '17	103.4	108.2	-
Jul '17	102.9	110.0	-
Jun '17	103.6	110.0	-
May '17	104.4	110.0	-
Apr '17	108.1	115.0	-
Mar '17	108.7	115.0	-
Feb '17	109.2	115.0	-
Jan '17	108.4	114.0	-
Dec '16	106.9	112.9	-
Nov '16	105.2	110.1	-
Oct '16	108.5	114.0	-
Sep '16	100.7	103.0	-
Aug '16	96.6	99.7	-
Jul '16	96.7	98.8	-
Jun '16	93.4	98.8	-
May '16	92.1	97.7	-

	Teslin		
	Furnace Oil	Arctic Stove Oil	Propane (500-gallon tank cost)
21-May-19	129.6	131.1	124.2
8-May-19	130.2	130.2	124.2
24-Apr-19	129.6 ^(r)	131.1 ^(r)	124.2
10-Apr-19	125.8	128.9	124.2
27-Mar-19	121.7	119.7	124.2
13-Mar-19	121.7	119.7	124.2
27-Feb-19	121.7	119.7	119.0
13-Feb-19	119.6	119.7	119.0
30-Jan-19	117.5	119.7	119.0
16-Jan-19	117.5	119.7	119.0
2-Jan-19	122.2	130.2	119.0
19-Dec-18	127.5	130.2	119.0
5-Dec-18	130.2	133.4	112.4
21-Nov-18	135.9	138.6	117.1
7-Nov-18	135.9	138.6	117.1
24-Oct-18	135.9	138.6	117.1
10-Oct-18	134.8	130.2	113.9
26-Sep-18	118.7	121.8	113.9
12-Sep-18	n/a	n/a	112.4
29-Aug-18	127.9	131.0	112.1
15-Aug-18	127.9	131.0	110.9
1-Aug-18	131.0	134.2	110.9
18-Jul-18	n/a	n/a	110.0
4-Jul-18	n/a	n/a	107.9
20-Jun-18	131.0	134.2	107.9
6-Jun-18	131.0	134.2	110.0
23-May-18	122.6	125.8	121.6
9-May-18	122.6	125.8	122.6
Apr '18	122.6	125.8	121.6
Mar '18	122.6	125.8	123.5
Feb '18	122.6	125.8	129.2
Jan '18	126.1	128.8	129.2
Dec '17	122.6	121.8	124.5
Nov '17	122.6	121.5	120.2
Oct '17	112.2	112.8	117.7
Sep '17	107.8	107.0	108.4
Aug '17	101.7	105.3	108.9
Jul '17	101.2	105.3	99.9
Jun '17	101.8	105.3	97.1
May '17	102.7	105.3	95.9
Apr '17	106.3	110.0	107.9
Mar '17	107.0	110.0	112.8
Feb '17	107.5	110.0	120.7
Jan '17	106.7	107.9	114.7
Dec '16	105.2	105.8	105.5
Nov '16	103.5	107.9	100.4
Oct '16	106.7	107.9	99.0
Sep '16	99.0	101.6	96.3
Aug '16	96.9	95.0	93.1
Jul '16	97.1	93.2	93.4
Jun '16	93.8	93.2	93.7
May '16	92.4	92.9	91.3

Residential Heating Fuel Prices — Watson Lake

	Furnace Oil	Arctic Stove Oil	Propane (500-gallon tank cost)
21-May-19	128.1	131.3	124.2
8-May-19	n/a	n/a	124.2
24-Apr-19	128.1 ⁽ⁿ⁾	131.3 ⁽ⁿ⁾	124.2
10-Apr-19	125.0	128.1	124.2
27-Mar-19	125.0	128.1	124.2
13-Mar-19	125.0	128.1	124.2
27-Feb-19	125.0	128.1	119.0
13-Feb-19	120.8	123.9	119.0
30-Jan-19	116.6	119.7	119.0
16-Jan-19	116.6	119.7	119.0
2-Jan-19	116.6	119.7	119.0

19-Dec-18	127.1	130.2	119.0
5-Dec-18	n/a	n/a	112.4
21-Nov-18	135.5	138.6	117.1
7-Nov-18	135.5	138.6	117.1
24-Oct-18	135.5	138.6	117.1
10-Oct-18	135.5	138.6	113.9
26-Sep-18	n/a	n/a	113.9
12-Sep-18	n/a	n/a	112.4
29-Aug-18	127.1	130.2	112.1
15-Aug-18	127.1	130.2	110.9
1-Aug-18	130.2	133.4	110.9
18-Jul-18	n/a	n/a	110.0
4-Jul-18	n/a	n/a	107.9
20-Jun-18	130.2	133.4	107.9
6-Jun-18	130.2	133.4	110.0
23-May-18	121.8	125.0	121.6
9-May-18	121.8	125.0	122.6

	Furnace Oil	Arctic Stove Oil	Propane (500-gallon tank cost)
Apr '18	121.8	125.0	121.6
Mar '18	121.8	125.0	123.5
Feb '18	121.8	125.0	129.2
Jan '18	125.3	128.9	129.2

Dec '17	121.8	126.1	124.5
Nov '17	121.8	126.1	120.2
Oct '17	111.4	116.1	117.7
Sep '17	109.1	108.2	108.4
Aug '17	104.0	104.5	108.9
Jul '17	103.4	104.5	99.9
Jun '17	104.1	104.5	97.1
May '17	104.9	104.5	95.9
Apr '17	108.6	109.2	107.9
Mar '17	109.2	109.2	112.8
Feb '17	109.7	109.2	120.7
Jan '17	108.9	107.1	114.7

Dec '16	107.5	105.0	105.5
Nov '16	105.8	107.1	100.4
Oct '16	109.0	107.1	99.0
Sep '16	101.3	100.8	96.3
Aug '16	101.4	99.8	94.7
Sep '16	101.3	100.8	96.3
Aug '16	99.2	94.2	93.1
Jul '16	99.4	92.4	93.4
Jun '16	96.1	92.4	93.7
May '16	94.7	93.6	91.3

Next release: June 20, 2019



Department of Finance
Yukon Bureau of Statistics

Additional information:

Government of Yukon

Department of Finance

Bureau of Statistics (B-4)

Box 2703, Whitehorse, Yukon Y1A 2C6

Telephone: (867) 667-5640; Fax: (867) 393-6203

Email: ybsinfo@gov.yk.ca

Website: <http://www.eco.gov.yk.ca/stats/ybs.html>