



### Retail Motor Fuel Prices in Yukon

Average Prices as of November 23<sup>rd</sup>, 2016

	Self-serve			% Change Nov 25, 2015 to Nov 23, 2016		
	regular	premium	diesel	regular	premium	diesel
Whitehorse	112.1	121.6	112.3	2.1%	3.7%	-5.5%
Beaver Creek	139.9	159.9	149.9	-9.7%	-4.8%	-6.3%
Burwash Landing	119.9	129.9	115.9	n/a	n/a	n/a
Carcross	121.9	-	126.9	-6.2%	-	-5.9%
Carmacks	124.9	130.9	124.9	0.0%	-3.0%	0.0%
Dawson City	132.5	139.5	131.8	-3.9%	-3.4%	-10.9%
Destruction Bay	121.9	131.9	128.9	-7.6%	-7.0%	3.2%
Eagle Plains	145.0	-	140.0	-3.3%	-	-12.5%
Faro	n/a	-	n/a	n/a	-	n/a
Haines Junction	114.9	121.9	116.9	-2.4%	0.4%	-7.4%
Jake's Corner	n/a	n/a	n/a	n/a	n/a	n/a
Mayo	n/a	-	n/a	n/a	-	n/a
Pelly Crossing	128.9	-	129.9	3.2%	-	-1.5%
Ross River	129.9	-	127.9	6.2%	-	4.3%
Stewart Crossing	121.9	127.9	119.9	-2.4%	-2.3%	-9.1%
Teslin	117.9	129.9	116.9	-0.8%	4.0%	-7.5%
Watson Lake	117.9	n/a	119.9	6.3%	n/a	8.0%

As of November 23<sup>rd</sup>, 2016, average **regular self-serve** gasoline prices ranged from 112.1¢ per litre in Whitehorse to 145.0¢ per litre in Eagle Plains; a difference of 32.9¢. In communities offering **premium self-serve** gasoline prices ranged from 121.6¢ in Whitehorse to 159.9¢ in Beaver Creek; a difference of 38.3¢. **Diesel self-serve** prices ranged from 112.3¢ in Whitehorse to 149.9¢ in Beaver Creek; a difference of 37.6¢ per litre.

Comparing November 23<sup>rd</sup>, 2016 to November 25<sup>th</sup>, 2015, **regular self-serve** gasoline fuel prices remained the same in Carmacks and decreased in all other Yukon communities (with the exceptions of Whitehorse, Pelly Crossing, Ross River and Watson Lake) ranging from -0.8% in Teslin to -9.7% in Beaver Creek. **Diesel self-serve** prices remained the same in Carmacks and decreased in all other Yukon communities (with the exceptions of Destruction Bay, Ross River and Watson Lake) ranging from -1.5% in Pelly Crossing to -12.5% in Eagle Plains. (Prices were unavailable for Faro, Mayo and Jake's Corner).

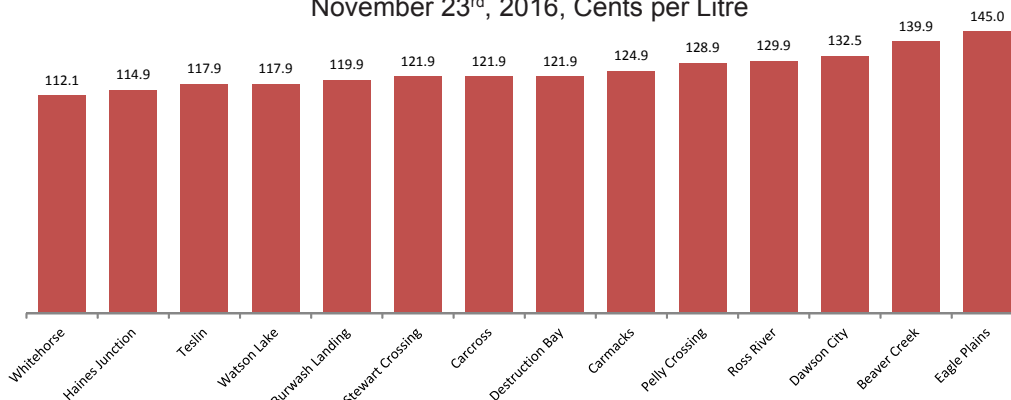
	Full-serve				% Change Nov 25, 2015 to Nov 23, 2016			
	regular	premium	diesel	propane	regular	premium	diesel	propane
Whitehorse	111.9	122.2	111.9	91.6	-0.4%	-3.7%	-8.6%	-2.1%
Dawson City	-	-	-	n/a	-	-	-	n/a
Destruction Bay	-	-	-	126.9	-	-	-	0.0%
Eagle Plains	-	-	-	140.0	-	-	-	0.0%
Haines Junction	-	-	-	100.0	-	-	-	0.0%
Jake's Corner	-	-	-	n/a	-	-	-	n/a
Mayo	128.9	-	123.9	-	-5.2%	-	-13.3%	-
Teslin	-	-	-	102.0	-	-	-	-15.0%
Watson Lake	-	-	-	105.9	-	-	-	-17.8%

In communities offering **full-serve propane** fuel services, prices ranged from 91.6¢ per litre in Whitehorse to 140.0¢ per litre in Eagle Plains; a difference of 48.4¢. Year-over-year, prices of full-serve propane: decreased in Whitehorse, Teslin and Watson Lake; and remained the same in Destruction Bay, Eagle Plains and Haines Junction. (Prices were unavailable for Dawson City and Jake's Corner).

**Notes:**

All prices are Canadian cents per litre, including all applicable taxes.  
 "-" Indicates this service was not available in this community at this time.  
 "n/a" indicates this information was not available for the reporting period.

Average Self-Serve Gasoline Prices  
November 23<sup>rd</sup>, 2016, Cents per Litre



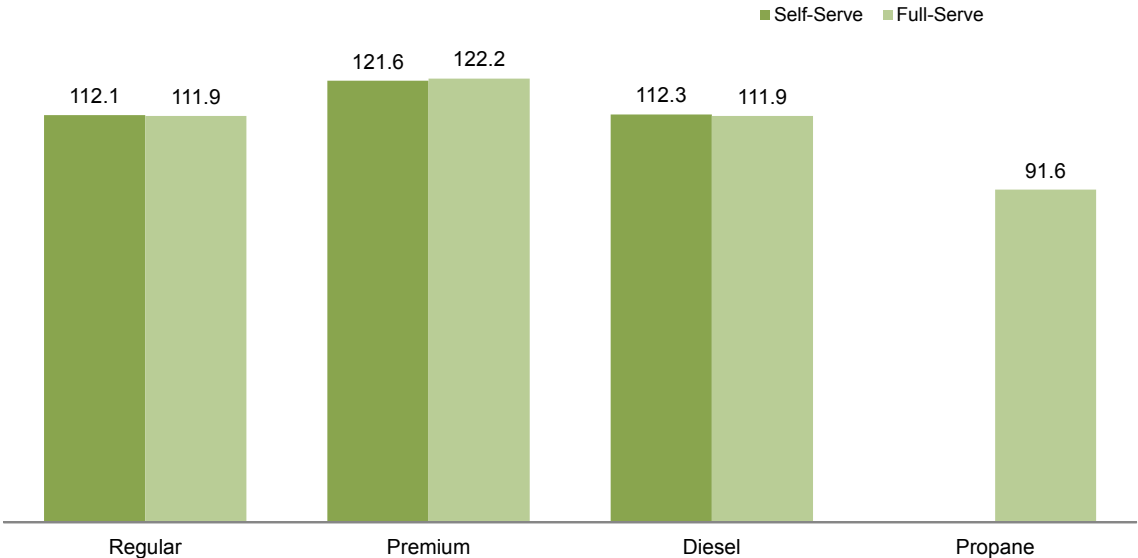
Data for Jake's Corner, Mayo, and Faro are unavailable.

## Retail Motor Fuel Prices — Whitehorse

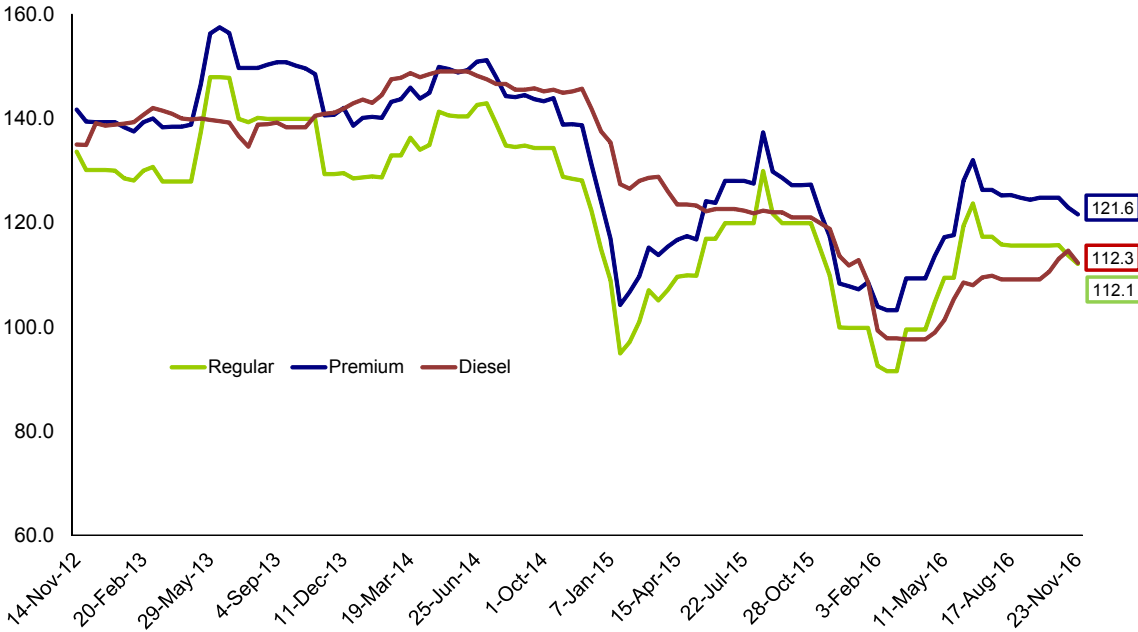
	Self-serve			Full-serve			
	regular	premium	diesel	regular	premium	diesel	propane
23-Nov-16	112.1	121.6	112.3	111.9	122.2	111.9	91.6
9-Nov-16	113.7	122.9	114.6	113.6	125.2	115.2	88.9
26-Oct-16	115.7	124.8	113.1	115.9	126.2	115.2	88.9
12-Oct-16	115.6	124.8	110.6	115.9	126.2	113.3	87.6
28-Sep-16	115.6	124.8	109.1	115.9	126.2	108.9	87.6
14-Sep-16	115.6	124.4	109.1	115.9	126.2	108.9	89.6
31-Aug-16	115.6	124.8	109.1	115.9	126.2	108.9	88.9
17-Aug-16	115.6	125.3	109.1	115.9	126.2	108.9	87.6
3-Aug-16	115.8	125.2	109.1	115.9	126.2	108.9	89.6
20-Jul-16	117.3	126.3	109.8	117.9	126.9	110.6	90.4
6-Jul-16	117.3	126.3	109.5	117.9	125.9	110.2	90.4
22-Jun-16	123.7	132.0	108.0	125.2	136.6	108.9	90.4
8-Jun-16	119.4	128.0	108.5	119.9	128.9	108.9	88.9
25-May-16	109.4	117.6	105.3	109.9	118.6	108.2	88.9
11-May-16	109.4	117.2	101.3	109.9	118.6	105.2	88.9
27-Apr-16	104.7	113.6	98.9	103.7	115.4	107.9	89.1
13-Apr-16	99.5	109.3	97.6	99.9	114.2	105.4	89.1
30-Mar-16	99.5	109.3	97.6	99.9	114.2	105.4	89.1
16-Mar-16	99.5	109.3	97.6	99.9	113.2	105.4	87.9
2-Mar-16	91.5	103.2	97.8	92.7	112.2	105.9	88.1
17-Feb-16	91.5	103.2	97.8	92.7	110.7	105.9	88.5
3-Feb-16	92.5	103.9	99.3	94.7	111.4	105.4	94.6
20-Jan-16	99.8	108.6	108.6	99.9	120.4	115.2	94.3
6-Jan-16	99.8	107.2	112.8	101.2	118.7	117.7	94.3
22-Dec-15	99.8	107.8	111.8	101.2	119.7	117.7	95.3
9-Dec-15	99.9	108.3	113.6	102.4	121.9	121.9	94.6
25-Nov-15	109.8	117.3	118.8	112.4	126.9	122.4	93.6
12-Nov-15	114.9	121.9	119.9	117.4	128.9	123.4	94.3
Oct '15	119.9	127.3	121.0	119.9	131.7	123.9	93.8
Sep '15	120.5	128.5	121.7	122.8	134.7	123.9	93.9
Aug '15	124.9	132.4	122.1	126.1	136.0	123.9	94.6
Jul '15	119.9	128.0	122.5	122.3	133.2	124.2	94.0
Jun '15	118.4	125.9	122.6	117.7	129.2	131.2	97.3
May '15	113.4	120.5	122.8	114.2	127.4	132.0	96.3
Apr '15	108.9	116.5	124.3	110.3	124.9	132.6	97.4
Mar '15	106.1	114.5	128.7	108.8	124.2	133.2	97.9
Feb '15	99.1	108.2	127.3	101.8	118.6	130.4	96.8
Jan '15	101.9	110.6	131.4	103.3	121.4	134.2	98.1
Dec '14	118.6	127.6	139.7	119.6	132.0	141.5	98.5
Nov '14	128.3	138.8	145.5	129.3	143.4	146.9	103.0
Oct '14	132.5	142.0	145.2	134.9	145.9	148.6	105.0
Sep '14	134.6	144.1	145.7	137.2	147.7	148.9	103.7
Aug '14	134.7	144.2	146.1	137.2	147.7	148.9	103.8
Jul '14	141.0	149.6	147.1	142.8	150.5	149.3	105.1
Jun '14	141.5	150.1	148.6	143.1	151.6	151.8	116.6
May '14	140.5	149.2	149.0	142.2	150.8	152.2	119.2
Apr '14	136.7	146.2	148.5	137.9	149.2	151.9	119.3
Mar '14	134.6	144.8	148.3	135.1	148.3	153.6	121.6
Feb '14	130.8	141.7	146.0	131.2	147.3	147.1	120.0
Jan '14	128.8	140.2	143.3	129.4	146.7	143.2	111.8
Dec '13	129.0	140.3	142.4	129.7	145.2	140.7	109.4
Nov '13	129.3	140.7	141.0	131.7	147.0	140.7	106.5

# Retail Motor Fuel Prices — Whitehorse

Average Fuel Prices, as of November 23<sup>rd</sup>, 2016  
(cents per litre)



Average Self-Serve Bi-weekly Fuel Prices,  
November 2012 - November 2016  
(cents per litre)



## Retail Motor Fuel Prices - Beaver Creek & Burwash Landing

	Beaver Creek Self-serve		
	regular	premium	diesel
23-Nov-16	139.9	159.9	149.9
9-Nov-16	139.9	159.9	137.9
26-Oct-16	133.2	159.9	136.2
12-Oct-16	133.2	159.9	136.2
28-Sep-16	133.2	159.9	136.2
14-Sep-16	133.2	159.9	135.6
31-Aug-16	133.2	159.9	135.6
17-Aug-16	133.2	159.9	135.6
3-Aug-16	133.2	159.9	135.6
20-Jul-16	135.2	159.9	135.6
6-Jul-16	140.6	159.9	124.9
22-Jun-16	143.6	159.9	128.2
8-Jun-16	118.0	142.9	123.6
25-May-16	118.0	142.9	123.6
11-May-16	124.9	142.9	150.6
27-Apr-16	125.2	142.9	151.9
13-Apr-16	129.9	142.9	131.9
30-Mar-16	129.9	142.9	131.9
16-Mar-16	129.9	142.9	131.9
2-Mar-16	123.9	140.9	129.9
17-Feb-16	123.9	140.9	129.9
3-Feb-16	139.9	142.9	144.9
20-Jan-16	n/a	n/a	n/a
6-Jan-16	139.9	152.9	149.9

22-Dec-15	139.9	152.9	149.9
9-Dec-15	154.9	167.9	159.9
25-Nov-15	154.9	167.9	159.9
12-Nov-15	154.9	167.9	159.9

Oct '15	152.6	167.9	163.3
Sep '15	149.2	167.9	166.6
Aug '15	150.2	167.9	166.6
Jul '15	149.1	167.9	166.6
Jun '15	141.1	160.4	164.9
May '15	137.9	152.9	163.6
Apr '15	141.2	152.9	164.6
Mar '15	142.9	165.9	169.9
Feb '15	142.9	165.9	169.9
Jan '15	147.9	165.9	169.9

Dec '14	160.4	173.9	173.4
Nov '14	167.9	181.9	176.9
Oct '14	165.9	181.9	179.0
Sep '14	165.9	181.9	180.6
Aug '14	166.3	181.9	180.6
Jul '14	166.6	181.9	178.6
Jun '14	165.9	179.9	180.6
May '14	169.3	184.9	186.4
Apr '14	169.9	182.9	189.9
Mar '14	169.9	182.9	189.9
Feb '14	169.9	182.9	184.9
Jan '14	169.9	182.9	179.9

Dec '13	169.9	182.9	179.9
Nov '13	169.9	182.9	177.4

	Burwash Landing Self-serve		
	regular	premium	diesel
23-Nov-16	119.9	129.9	115.9
9-Nov-16	119.9	129.9	115.9
26-Oct-16	119.9	129.9	115.9
12-Oct-16	n/a	n/a	n/a
28-Sep-16	119.9	129.9	115.9
14-Sep-16	119.9	129.9	115.9
31-Aug-16	119.9	129.9	115.9
17-Aug-16	n/a	n/a	n/a
3-Aug-16	119.9	129.9	115.9
20-Jul-16	122.9	132.9	120.9
6-Jul-16	122.9	132.9	120.9
22-Jun-16	119.9	129.9	119.9
8-Jun-16	n/a	n/a	n/a
25-May-16	105.9	115.9	109.9
11-May-16	n/a	n/a	n/a
27-Apr-16	n/a	n/a	n/a
13-Apr-16	99.9	109.9	109.9
30-Mar-16	99.9	109.9	109.9
16-Mar-16	n/a	n/a	n/a
2-Mar-16	99.9	109.9	109.0
17-Feb-16	n/a	n/a	n/a
3-Feb-16	99.9	109.9	105.9
20-Jan-16	n/a	n/a	n/a
6-Jan-16	n/a	n/a	n/a

22-Dec-15	119.9	129.9	120.9
9-Dec-15	n/a	n/a	n/a
25-Nov-15	n/a	n/a	n/a
12-Nov-15	129.9	139.9	129.9

Oct '15	129.9	139.9	120.9
Sep '15	130.9	140.9	120.9
Aug '15	132.9	142.9	120.9
Jul '15	-	-	-
Jun '15	-	-	-
May '15	-	-	-
Apr '15	-	-	-
Mar '15	-	-	-
Feb '15	-	-	-
Jan '15	-	-	-

Dec '14	-	-	-
Nov '14	-	-	-
Oct '14	-	-	-
Sep '14	-	-	-
Aug '14	-	-	-
Jul '14	-	-	-
Jun '14	-	-	-
May '14	-	-	-
Apr '14	-	-	-
Mar '14	-	-	-
Feb '14	-	-	-
Jan '14	-	-	-

Dec '13	-	-	-
Nov '13	-	-	-

## Retail Motor Fuel Prices — Carcross & Carmacks

	Carcross Self-serve		
	regular	premium	diesel
23-Nov-16	121.9	-	126.9
9-Nov-16	124.9	-	129.9
26-Oct-16	125.9	-	129.9
12-Oct-16	125.9	-	129.9
28-Sep-16	125.9	-	125.9
14-Sep-16	125.9	-	129.9
31-Aug-16	125.9	-	125.9
17-Aug-16	125.9	-	125.9
3-Aug-16	125.9	-	125.9
20-Jul-16	127.9	-	127.9
6-Jul-16	127.9	-	127.9
22-Jun-16	134.9	-	129.9
8-Jun-16	124.9	-	124.9
25-May-16	119.9	-	124.9
11-May-16	119.9	-	124.9
27-Apr-16	115.9	-	124.9
13-Apr-16	112.9	-	124.9
30-Mar-16	112.9	-	115.9
16-Mar-16	109.9	-	119.9
2-Mar-16	109.9	-	119.9
17-Feb-16	109.9	-	115.9
3-Feb-16	109.9	-	115.9
20-Jan-16	114.9	-	125.9
6-Jan-16	121.9	-	129.9

22-Dec-15	121.9	-	129.9
9-Dec-15	121.9	-	129.9
25-Nov-15	129.9	-	134.9
12-Nov-15	134.9	-	134.9

Oct '15	139.9	-	139.9
Sep '15	139.9	-	139.9
Aug '15	139.9	-	139.9
Jul '15	139.9	-	139.9
Jun '15	137.4	-	139.9
May '15	124.9	-	139.9
Apr '15	119.9	-	143.2
Mar '15	114.9	-	142.4
Feb '15	109.9	-	139.9
Jan '15	117.4	-	144.9

Dec '14	132.4	-	152.4
Nov '14	139.9	-	154.9
Oct '14	146.6	-	154.9
Sep '14	149.9	-	157.4
Aug '14	151.9	-	157.4
Jul '14	153.9	-	159.9
Jun '14	153.9	-	159.9
May '14	153.9	-	159.9
Apr '14	151.2	-	159.9
Mar '14	149.9	-	157.4
Feb '14	147.4	-	157.4
Jan '14	144.9	-	154.9

Dec '13	149.9	-	154.9
Nov '13	149.9	-	154.9

	Carmacks Self-serve		
	regular	premium	diesel
23-Nov-16	124.9	130.9	124.9
9-Nov-16	124.9	130.9	124.9
26-Oct-16	124.9	124.9	124.9
12-Oct-16	124.9	125.9	124.9
28-Sep-16	124.9	130.9	124.9
14-Sep-16	124.9	129.9	124.9
31-Aug-16	124.9	130.9	124.9
17-Aug-16	124.9	130.9	124.9
3-Aug-16	127.9	131.9	127.9
20-Jul-16	127.9	138.9	127.9
6-Jul-16	127.9	138.9	127.9
22-Jun-16	136.4	137.9	134.9
8-Jun-16	129.9	129.9	129.4
25-May-16	114.9	117.4	114.9
11-May-16	114.9	117.4	114.4
27-Apr-16	109.9	109.9	109.9
13-Apr-16	109.9	109.9	109.9
30-Mar-16	109.9	109.9	109.9
16-Mar-16	109.9	109.9	109.9
2-Mar-16	99.9	99.9	99.9
17-Feb-16	95.9	105.9	99.9
3-Feb-16	95.9	105.9	99.9
20-Jan-16	109.9	119.9	114.9
6-Jan-16	104.9	114.9	114.9

22-Dec-15	104.9	114.9	114.9
9-Dec-15	114.9	124.9	124.9
25-Nov-15	124.9	134.9	124.9
12-Nov-15	124.9	134.9	124.9

Oct '15	134.9	144.9	127.2
Sep '15	129.9	136.9	125.9
Aug '15	129.9	136.4	123.9
Jul '15	135.4	140.7	128.7
Jun '15	132.9	140.2	126.9
May '15	119.4	127.7	126.4
Apr '15	117.2	127.2	131.7
Mar '15	116.9	126.9	139.9
Feb '15	106.4	116.4	134.9
Jan '15	109.9	119.9	141.4

Dec '14	126.4	136.4	150.4
Nov '14	139.9	149.9	149.9
Oct '14	142.9	157.2	158.9
Sep '14	146.9	161.9	167.9
Aug '14	150.4	161.9	167.9
Jul '14	153.9	161.9	167.9
Jun '14	153.9	161.9	167.9
May '14	153.9	160.9	167.9
Apr '14	149.9	159.9	167.9
Mar '14	143.9	153.9	174.9
Feb '14	139.9	149.9	170.4
Jan '14	139.9	149.9	163.9

Dec '13	139.9	149.9	158.9
Nov '13	144.9	154.9	159.9

## Retail Motor Fuel Prices — Dawson City & Destruction Bay

	Dawson City Self-serve			Full-serve		Destruction Bay Self-serve			Full-serve
	regular	premium	diesel	propane		regular	premium	diesel	propane
23-Nov-16	132.5	139.5	131.8	n/a		121.9	131.9	128.9	126.9
9-Nov-16	136.2	143.2	131.9	135.0		123.9	133.9	128.9	130.0
26-Oct-16	136.2	143.2	131.9	135.0		127.9	137.9	128.9	126.9
12-Oct-16	136.2	143.2	131.9	135.0		129.9	139.9	130.9	130.0
28-Sep-16	137.2	143.2	131.9	135.0		125.9	135.9	121.9	126.9
14-Sep-16	137.2	143.2	131.9	135.0		122.9	132.9	123.9	126.9
31-Aug-16	137.2	143.2	131.9	135.0		129.9	139.9	123.9	126.9
17-Aug-16	137.2	143.2	131.9	135.0		125.9	135.9	120.9	126.9
3-Aug-16	137.2	143.2	131.9	135.0		123.9	133.9	117.9	130.0
20-Jul-16	137.2	143.2	131.9	135.0		123.9	133.9	120.9	126.9
6-Jul-16	135.2	142.8	131.9	135.0		126.9	136.9	124.9	n/a
22-Jun-16	132.7	137.7	127.9	135.0		132.9	142.9	124.9	130.0
8-Jun-16	129.4	137.7	127.9	135.0		137.9	147.9	122.9	126.9
25-May-16	129.4	137.7	127.9	135.0		131.9	142.9	121.9	130.0
11-May-16	118.0	125.0	127.9	135.0		108.9	118.9	111.9	130.0
27-Apr-16	118.0	125.0	127.9	135.0		118.9	128.9	113.9	130.0
13-Apr-16	118.0	125.0	127.9	135.0		118.9	128.9	113.9	130.0
30-Mar-16	116.0	123.0	127.9	135.0		118.9	128.9	113.9	130.0
16-Mar-16	116.0	123.0	135.9	135.0		119.9	129.9	112.9	126.9
2-Mar-16	119.5	126.5	143.8	135.0		111.9	121.9	109.9	126.9
17-Feb-16	119.5	126.5	143.8	135.0		104.9	114.9	107.9	126.9
3-Feb-16	119.5	126.5	143.8	135.0		118.9	128.9	111.9	126.9
20-Jan-16	119.5	126.5	143.8	n/a		118.9	128.9	111.9	126.9
6-Jan-16	122.7	130.7	139.9	135.0		121.9	131.9	119.9	126.9
22-Dec-15	122.7	130.7	139.9	135.0		121.9	131.9	119.9	126.9
9-Dec-15	132.2	139.2	147.9	135.0		121.9	131.9	124.9	126.9
25-Nov-15	137.9	144.4	147.9	135.0		131.9	141.9	124.9	126.9
12-Nov-15	139.7	146.7	149.3	135.0		131.9	141.9	131.9	130.0
Oct '15	139.7	146.7	149.3	n/a		140.9	150.9	131.9	126.9
Sep '15	142.2	149.4	145.3	135.0		134.6	144.6	122.9	129.0
Aug '15	142.2	149.5	147.3	135.0		143.9	153.9	122.4	130.0
Jul '15	138.7	146.2	147.8	135.0		138.4	148.4	122.9	130.0
Jun '15	136.2	143.0	147.8	135.0		136.9	146.9	125.9	130.0
May '15	127.5	134.0	155.1	135.0		131.9	141.9	128.9	126.9
Apr '15	126.2	132.7	157.4	130.0		128.6	138.6	129.9	126.8
Mar '15	123.7	130.2	157.4	135.0		123.9	133.9	138.9	126.8
Feb '15	125.3	132.1	157.7	135.0		123.4	133.4	139.4	126.9
Jan '15	134.1	141.3	161.2	135.0		121.9	131.9	135.4	129.9
Dec '14	145.2	153.5	168.2	135.0		128.9	138.9	155.9	132.9
Nov '14	148.3	157.4	166.9	135.0		139.9	154.9	164.4	132.9
Oct '14	157.7	166.7	168.9	135.0		148.9	159.6	152.2	125.6
Sep '14	159.2	166.7	168.9	135.0		153.9	163.9	153.9	124.9
Aug '14	159.2	166.7	168.9	135.0		152.9	162.9	152.9	124.9
Jul '14	159.8	167.3	169.2	135.0		154.9	164.9	156.9	129.9
Jun '14	155.0	163.0	167.2	135.0		158.9	168.9	159.4	129.9
May '14	154.2	161.7	165.9	135.0		157.4	167.4	169.9	140.0
Apr '14	152.2	159.7	167.4	135.0		154.9	164.9	172.9	134.6
Mar '14	150.7	157.7	166.9	130.0		153.9	163.9	173.4	143.9
Feb '14	149.6	156.6	167.6	135.0		145.9	155.9	172.9	124.9
Jan '14	148.5	155.3	167.7	n/a		140.9	150.9	167.9	105.9
Dec '13	154.0	162.3	163.4	120.0		141.9	151.9	163.4	105.9
Nov '13	157.1	165.6	163.1	120.0		143.4	153.4	158.9	105.9

## Retail Motor Fuel Prices — Eagle Plains & Faro

	Eagle Plains			
	Self-Serve			Full-serve propane
	regular	premium	diesel	
23-Nov-16	145.0	-	140.0	140.0
9-Nov-16	145.0	-	145.0	140.0
26-Oct-16	145.0	-	145.0	140.0
12-Oct-16	145.0	-	145.0	140.0
28-Sep-16	145.0	-	145.0	140.0
14-Sep-16	145.0	-	145.0	140.0
31-Aug-16	145.0	-	140.0	140.0
17-Aug-16	145.0	-	145.0	140.0
3-Aug-16	145.0	-	145.0	140.0
20-Jul-16	145.0	-	140.0	140.0
6-Jul-16	145.0	-	145.0	140.0
22-Jun-16	145.0	-	145.0	140.0
8-Jun-16	145.0	-	145.0	140.0
25-May-16	145.0	-	145.0	140.0
11-May-16	145.0	-	145.0	140.0
27-Apr-16	145.0	-	140.0	140.0
13-Apr-16	145.0	-	140.0	140.0
30-Mar-16	145.0	-	140.0	140.0
16-Mar-16	145.0	-	145.0	140.0
2-Mar-16	150.0	-	150.0	140.0
17-Feb-16	150.0	-	150.0	140.0
3-Feb-16	150.0	-	150.0	140.0
20-Jan-16	150.0	-	150.0	140.0
6-Jan-16	150.0	-	160.0	140.0
22-Dec-15	150.0	-	155.0	140.0
9-Dec-15	150.0	-	160.0	140.0
25-Nov-15	150.0	-	160.0	140.0
12-Nov-15	150.0	-	160.0	140.0
Oct '15	150.0	-	155.0	140.0
Sep '15	150.0	-	155.0	140.0
Aug '15	150.0	-	155.0	140.0
Jul '15	150.0	-	157.5	140.0
Jun '15	152.5	-	155.0	140.0
May '15	150.0	-	160.0	140.0
Apr '15	150.0	-	158.3	143.3
Mar '15	150.0	-	160.0	145.0
Feb '15	163.5	-	162.0	140.0
Jan '15	173.0	-	155.0	140.0
Dec '14	173.0	-	165.0	140.0
Nov '14	173.0	-	170.0	140.0
Oct '14	173.0	-	175.0	140.0
Sep '14	173.0	-	170.0	140.0
Aug '14	173.0	-	175.0	140.5
Jul '14	173.0	-	172.5	140.9
Jun '14	173.0	-	175.0	140.9
May '14	173.0	-	175.0	140.9
Apr '14	173.9	-	170.0	140.9
Mar '14	173.9	-	175.0	140.9
Feb '14	173.9	-	175.0	140.5
Jan '14	173.5	-	172.5	140.0
Dec '13	173.0	-	172.5	140.0
Nov '13	173.0	-	175.0	140.0

	Faro		
	Self-Serve		
	regular	premium	diesel
23-Nov-16	n/a	-	n/a
9-Nov-16	124.9	-	123.9
26-Oct-16	124.9	-	123.9
12-Oct-16	124.9	-	123.9
28-Sep-16	n/a	-	n/a
14-Sep-16	n/a	-	n/a
31-Aug-16	124.9	-	123.9
17-Aug-16	127.9	-	126.9
3-Aug-16	127.9	-	126.9
20-Jul-16	132.9	-	131.9
6-Jul-16	134.0	-	127.0
22-Jun-16	139.9	-	138.9
8-Jun-16	129.9	-	128.9
25-May-16	109.9	-	108.9
11-May-16	109.9	-	108.9
27-Apr-16	109.9	-	108.9
13-Apr-16	109.9	-	108.9
30-Mar-16	99.9	-	100.9
16-Mar-16	99.9	-	100.9
2-Mar-16	100.9	-	101.9
17-Feb-16	95.9	-	99.9
3-Feb-16	109.9	-	114.9
20-Jan-16	109.9	-	114.9
6-Jan-16	104.9	-	114.9
22-Dec-15	104.9	-	114.9
9-Dec-15	124.9	-	125.9
25-Nov-15	124.9	-	125.9
12-Nov-15	134.9	-	129.9
Oct '15	132.4	-	119.9
Sep '15	137.2	-	119.2
Aug '15	131.9	-	120.9
Jul '15	131.9	-	124.9
Jun '15	131.5	-	125.9
May '15	117.9	-	125.9
Apr '15	118.6	-	132.9
Mar '15	118.9	-	141.9
Feb '15	108.4	-	136.9
Jan '15	118.9	-	149.9
Dec '14	131.9	-	150.9
Nov '14	141.9	-	151.9
Oct '14	148.9	-	160.9
Sep '14	148.9	-	169.9
Aug '14	155.9	-	169.9
Jul '14	155.9	-	169.9
Jun '14	155.9	-	169.9
May '14	155.9	-	169.9
Apr '14	148.6	-	173.6
Mar '14	145.9	-	176.9
Feb '14	141.9	-	168.4
Jan '14	146.9	-	165.9
Dec '13	141.9	-	161.9
Nov '13	152.9	-	161.9

## Retail Motor Fuel Prices — Haines Junction

	Self-serve			Full-serve
	regular	premium	diesel	propane
23-Nov-16	114.9	121.9	116.9	100.0
9-Nov-16	118.9	126.4	116.9	100.0
26-Oct-16	118.9	126.4	117.4	100.0
12-Oct-16	118.9	126.4	116.4	100.0
28-Sep-16	117.7	126.4	115.9	100.0
14-Sep-16	116.9	126.4	115.9	100.0
31-Aug-16	119.2	126.4	115.2	100.0
17-Aug-16	118.9	126.4	115.4	100.0
3-Aug-16	119.9	126.4	115.9	100.9
20-Jul-16	122.7	130.4	114.7	100.0
6-Jul-16	122.7	130.4	112.2	100.0
22-Jun-16	129.9	136.9	114.4	100.0
8-Jun-16	118.9	130.4	113.6	100.0
25-May-16	112.2	120.4	110.6	100.0
11-May-16	109.9	117.9	109.2	100.0
27-Apr-16	105.2	112.9	108.2	100.0
13-Apr-16	102.7	110.4	108.2	100.0
30-Mar-16	100.9	109.4	108.7	n/a
16-Mar-16	99.9	105.4	110.9	n/a
2-Mar-16	96.4	101.4	107.7	100.0
17-Feb-16	97.2	102.4	106.9	100.0
3-Feb-16	99.9	106.4	111.2	100.0
20-Jan-16	105.2	110.4	116.4	100.0
6-Jan-16	105.2	110.4	117.4	100.0
22-Dec-15	105.7	110.4	117.4	100.0
9-Dec-15	109.4	110.4	120.4	100.0
25-Nov-15	117.7	121.4	126.2	100.0
12-Nov-15	121.4	125.9	126.2	100.0
Oct '15	123.9	128.4	126.5	100.0
Sep '15	124.3	131.9	127.6	100.0
Aug '15	126.5	137.7	127.8	100.0
Jul '15	124.0	132.4	128.7	100.0
Jun '15	121.3	127.4	127.5	109.9
May '15	116.9	124.7	129.0	109.9
Apr '15	110.9	118.6	128.9	114.6
Mar '15	107.5	115.9	131.3	114.9
Feb '15	104.1	110.4	130.8	114.9
Jan '15	109.2	115.7	134.2	119.5
Dec '14	123.5	130.9	138.7	114.5
Nov '14	133.7	139.4	144.4	124.0
Oct '14	137.5	143.4	147.1	124.0
Sep '14	139.7	145.4	147.9	124.0
Aug '14	140.7	146.2	149.4	124.0
Jul '14	144.3	150.7	150.3	124.0
Jun '14	145.3	150.7	150.2	124.0
May '14	145.1	151.4	153.1	124.0
Apr '14	141.2	147.2	153.6	124.0
Mar '14	138.8	145.2	154.9	105.0
Feb '14	133.1	139.4	150.6	105.0
Jan '14	131.9	136.9	148.9	105.0
Dec '13	136.2	n/a	149.7	105.0
Nov '13	137.6	141.2	143.5	105.0



## Retail Motor Fuel Prices — Jake's Corner

	Self-serve			Full-serve
	regular	premium	diesel	propane
23-Nov-16	n/a	n/a	n/a	n/a
9-Nov-16	115.8	129.8	124.8	115.0
26-Oct-16	115.8	129.8	124.8	115.0
12-Oct-16	119.8	129.8	124.8	115.0
28-Sep-16	115.8	129.8	114.8	115.0
14-Sep-16	115.8	129.8	114.8	115.0
31-Aug-16	115.8	129.8	114.8	115.0
17-Aug-16	115.8	129.8	114.8	115.0
3-Aug-16	115.8	129.8	114.8	115.0
20-Jul-16	117.8	129.8	114.8	115.0
6-Jul-16	119.8	129.8	114.8	115.0
22-Jun-16	129.8	139.8	107.8	115.0
8-Jun-16	119.9	129.9	107.9	100.0
25-May-16	109.8	119.8	99.8	110.0
11-May-16	109.8	119.8	99.8	110.0
27-Apr-16	104.8	114.8	99.8	n/a
13-Apr-16	99.8	112.8	104.8	110.0
30-Mar-16	99.8	112.8	104.8	110.0
16-Mar-16	91.8	104.8	104.8	110.0
2-Mar-16	91.8	104.8	112.8	110.0
17-Feb-16	91.8	104.8	112.8	100.0
3-Feb-16	91.8	104.8	112.8	110.0
20-Jan-16	99.8	129.8	112.8	110.0
6-Jan-16	99.8	129.8	112.8	110.0
<hr/>				
22-Dec-15	99.8	129.8	112.8	110.0
9-Dec-15	109.8	129.8	118.8	110.0
25-Nov-15	119.8	129.8	118.8	110.0
12-Nov-15	119.8	129.8	118.8	110.0
<hr/>				
Oct '15	119.8	129.8	124.3	110.0
Sep '15	121.8	138.8	120.8	100.0
Aug '15	114.9	129.8	130.4	100.0
Jul '15	117.4	129.8	125.7	105.0
Jun '15	121.1	133.8	125.6	100.0
May '15	112.4	124.8	130.4	100.0
Apr '15	110.9	124.8	134.9	100.0
Mar '15	111.4	124.8	134.4	105.0
Feb '15	106.4	124.8	132.4	105.0
Jan '15	118.2	129.8	133.2	105.0
<hr/>				
Dec '14	136.4	134.8	146.9	110.0
Nov '14	138.9	149.8	150.4	110.0
Oct '14	142.6	149.8	150.4	110.0
Sep '14	144.4	149.8	150.4	110.0
Aug '14	144.4	149.8	150.4	110.0
Jul '14	144.6	149.8	151.1	110.0
Jun '14	145.7	149.8	152.4	110.0
May '14	143.7	151.3	151.9	120.0
Apr '14	141.9	148.8	151.4	131.7
Mar '14	139.9	145.3	151.4	135.0
Feb '14	136.4	138.8	151.4	110.0
Jan '14	141.4	138.8	151.4	110.0
<hr/>				
Dec '13	141.9	146.8	147.2	115.0
Nov '13	142.4	146.8	145.4	112.5

Effective January 2016, Jake's Corner prices are reported rather than Tagish area prices, due to Tagish gas station closure.

## Retail Motor Fuel Prices — Mayo

	Self-serve			Full-serve	
	regular	premium	diesel	regular	diesel
23-Nov-16	n/a	-	n/a	128.9	123.9
9-Nov-16	121.9	-	113.9	128.9	123.9
26-Oct-16	121.9	-	115.9	128.9	123.9
12-Oct-16	130.9	-	123.9	128.9	123.9
28-Sep-16	123.9	-	115.9	128.9	123.9
14-Sep-16	123.9	-	115.9	128.9	123.9
31-Aug-16	123.9	-	114.9	128.9	123.9
17-Aug-16	123.9	-	114.9	128.9	123.9
3-Aug-16	126.9	-	116.9	128.9	123.9
20-Jul-16	126.9	-	116.9	128.9	123.9
6-Jul-16	126.9	-	116.9	135.9	123.9
22-Jun-16	130.9	-	116.9	135.9	123.9
8-Jun-16	126.9	-	112.9	123.9	123.9
25-May-16	120.9	-	112.9	115.9	119.9
11-May-16	120.9	-	101.9	115.9	119.9
27-Apr-16	129.0	-	103.9	109.9	119.9
13-Apr-16	107.9	-	103.9	109.9	119.9
30-Mar-16	99.9	-	97.9	113.9	115.9
16-Mar-16	102.9	-	109.9	109.9	119.9
2-Mar-16	102.9	-	109.9	109.9	119.9
17-Feb-16	102.9	-	109.9	109.9	119.9
3-Feb-16	102.9	-	109.9	109.9	119.9
20-Jan-16	108.9	-	121.9	109.9	119.9
6-Jan-16	110.9	-	128.9	115.9	130.9
22-Dec-15	110.9	-	128.9	115.9	142.9
9-Dec-15	111.9	-	129.9	115.9	130.9
25-Nov-15	119.9	-	130.9	135.9	142.9
12-Nov-15	125.9	-	131.9	135.9	135.9
Oct '15	128.9	-	128.4	135.9	139.4
Sep '15	130.9	-	128.6	135.9	142.9
Aug '15	133.4	-	126.9	135.9	142.9
Jul '15	128.9	-	127.9	135.9	142.9
Jun '15	126.9	-	127.9	131.4	142.9
May '15	121.4	-	127.9	126.9	142.9
Apr '15	115.6	-	135.2	117.9	142.9
Mar '15	110.9	-	139.9	117.9	142.9
Feb '15	107.9	-	139.9	117.9	142.9
Jan '15	114.4	-	141.9	122.9	147.9
Dec '14	129.4	-	147.4	139.4	160.9
Nov '14	135.9	-	148.9	145.9	160.9
Oct '14	n/a	-	n/a	154.9	160.9
Sep '14	n/a	-	n/a	154.9	160.9
Aug '14	n/a	-	n/a	n/a	n/a
Jul '14	n/a	-	n/a	154.9	160.9
Jun '14	n/a	-	n/a	154.9	160.9
May '14	n/a	-	n/a	154.9	160.9
Apr '14	n/a	-	n/a	151.6	160.9
Mar '14	161.0	-	154.9	149.9	164.9
Feb '14	161.0	-	154.9	159.9	160.9
Jan '14	161.0	-	154.9	159.9	160.9
Dec '13	161.0	-	154.9	159.9	160.9
Nov '13	161.0	-	154.9	159.9	160.9

## Retail Motor Fuel Prices — Pelly Crossing & Ross River

	Pelly Crossing Self-serve	
	regular	diesel
23-Nov-16	128.9	129.9
9-Nov-16	128.9	129.9
26-Oct-16	128.9	129.9
12-Oct-16	128.9	123.9
28-Sep-16	129.9	n/a
14-Sep-16	128.9	129.9
31-Aug-16	128.9	129.9
17-Aug-16	128.9	129.9
3-Aug-16	120.0	119.0
20-Jul-16	137.0	128.0
6-Jul-16	137.0	128.0
22-Jun-16	137.0	128.0
8-Jun-16	137.0	128.0
25-May-16	120.0	118.0
11-May-16	115.9	111.9
27-Apr-16	104.9	111.9
13-Apr-16	104.9	111.9
30-Mar-16	104.9	111.9
16-Mar-16	104.9	111.9
2-Mar-16	104.9	111.9
17-Feb-16	104.9	111.9
3-Feb-16	n/a	n/a
20-Jan-16	122.9	121.9
6-Jan-16	122.9	121.9

22-Dec-15	124.9	131.9
9-Dec-15	124.9	131.9
25-Nov-15	124.9	131.9
12-Nov-15	134.9	131.9

Oct '15	142.9	135.9
Sep '15	138.9	135.9
Aug '15	135.4	135.9
Jul '15	133.9	135.9
Jun '15	130.9	135.9
May '15	127.9	135.9
Apr '15	124.9	157.9
Mar '15	121.4	157.9
Feb '15	117.9	157.9
Jan '15	125.9	157.9

Dec '14	142.4	157.9
Nov '14	146.9	157.9
Oct '14	154.9	169.9
Sep '14	154.9	169.9
Aug '14	154.9	169.9
Jul '14	154.9	169.9
Jun '14	154.9	169.9
May '14	154.9	169.9
Apr '14	149.9	163.2
Mar '14	149.9	164.9
Feb '14	149.9	159.9
Jan '14	149.9	159.9

Dec '13	149.9	159.9
Nov '13	152.4	157.4

	Ross River Self-serve	
	regular	diesel
23-Nov-16	129.9	127.9
9-Nov-16	131.9	124.9
26-Oct-16	136.3	124.9
12-Oct-16	125.9	124.9
28-Sep-16	136.3	124.9
14-Sep-16	125.9	124.9
31-Aug-16	124.9	110.9
17-Aug-16	129.9	112.1
3-Aug-16	127.0	131.0
20-Jul-16	125.1	104.6
6-Jul-16	125.1	104.6
22-Jun-16	n/a	n/a
8-Jun-16	128.9	101.6
25-May-16	119.8	111.7
11-May-16	117.1	100.4
27-Apr-16	115.3	113.5
13-Apr-16	115.3	113.5
30-Mar-16	115.3	113.5
16-Mar-16	109.1	110.2
2-Mar-16	103.7	107.4
17-Feb-16	99.9	105.9
3-Feb-16	98.9	99.9
20-Jan-16	107.4	109.2
6-Jan-16	115.6	119.4

22-Dec-15	n/a	n/a
9-Dec-15	115.6	119.4
25-Nov-15	122.3	122.6
12-Nov-15	131.4	123.1

Oct '15	131.4	123.1
Sep '15	129.9	113.5
Aug '15	129.9	113.5
Jul '15	126.7	110.9
Jun '15	122.6	115.4
May '15	118.4	119.9
Apr '15	117.5	126.0
Mar '15	117.5	129.5
Feb '15	105.0	115.0
Jan '15	115.0	130.1

Dec '14	n/a	n/a
Nov '14	137.4	138.7
Oct '14	148.9	147.3
Sep '14	151.5	143.7
Aug '14	151.5	143.7
Jul '14	151.5	143.7
Jun '14	152.0	150.7
May '14	152.0	150.7
Apr '14	147.7	157.1
Mar '14	142.4	169.9
Feb '14	137.9	165.9
Jan '14	137.9	161.9

Dec '13	137.9	161.9
Nov '13	147.9	152.9

## Retail Motor Fuel Prices — Stewart Crossing

	Self-Serve		
	regular	premium	diesel
23-Nov-16	121.9	127.9	119.9
9-Nov-16	125.9	131.9	119.9
26-Oct-16	125.9	131.9	119.9
12-Oct-16	125.9	131.9	117.9
28-Sep-16	125.9	131.9	117.9
14-Sep-16	125.9	131.9	117.9
31-Aug-16	125.9	131.9	117.9
17-Aug-16	125.9	131.9	117.9
3-Aug-16	125.9	131.9	117.9
20-Jul-16	127.9	133.9	117.9
6-Jul-16	127.9	133.9	117.9
22-Jun-16	132.9	138.9	117.9
8-Jun-16	n/a	n/a	n/a
25-May-16	119.9	125.9	117.9
11-May-16	119.9	125.9	109.9
27-Apr-16	114.9	120.9	109.9
13-Apr-16	109.9	115.9	109.9
30-Mar-16	n/a	n/a	n/a
16-Mar-16	109.9	115.9	109.9
2-Mar-16	101.9	107.9	109.9
17-Feb-16	101.9	107.9	109.9
3-Feb-16	n/a	n/a	n/a
20-Jan-16	109.9	115.9	125.9
6-Jan-16	109.9	115.9	125.9
22-Dec-15	109.9	115.9	125.9
9-Dec-15	109.9	115.9	125.9
25-Nov-15	124.9	130.9	131.9
12-Nov-15	124.9	130.9	131.9
Oct '15	129.9	135.9	131.9
Sep '15	132.2	138.2	134.9
Aug '15	134.9	140.9	134.9
Jul '15	129.9	135.9	134.9
Jun '15	128.4	134.4	134.9
May '15	123.4	129.4	134.9
Apr '15	126.3	132.3	144.7
Mar '15	120.5	126.5	148.0
Feb '15	118.0	124.0	148.0
Jan '15	120.0	126.0	151.0
Dec '14	137.0	143.0	157.0
Nov '14	146.0	152.0	165.0
Oct '14	151.3	160.0	165.0
Sep '14	153.0	163.0	165.0
Aug '14	153.0	163.0	165.0
Jul '14	159.5	163.5	163.0
Jun '14	160.0	164.0	160.9
May '14	158.0	164.0	160.9
Apr '14	153.3	160.3	160.9
Mar '14	153.0	157.0	160.9
Feb '14	148.5	154.5	158.4
Jan '14	146.0	152.0	155.9
Dec '13	146.0	152.0	155.9
Nov '13	146.0	164.0	153.9

## Retail Motor Fuel Prices — Teslin

	Self-serve			Full-serve
	regular	premium	diesel	propane
23-Nov-16	117.9	129.9	116.9	102.0
9-Nov-16	119.9	129.9	117.9	102.0
26-Oct-16	119.9	129.9	117.9	102.0
12-Oct-16	119.9	129.9	117.9	102.0
28-Sep-16	119.9	129.9	112.9	102.0
14-Sep-16	119.9	129.9	112.9	102.0
31-Aug-16	119.9	129.9	112.9	102.0
17-Aug-16	119.9	129.9	112.9	102.0
3-Aug-16	119.9	129.9	112.9	102.5
20-Jul-16	121.9	131.9	112.9	102.5
6-Jul-16	124.4	131.9	113.4	100.0
22-Jun-16	133.9	143.9	115.4	109.0
8-Jun-16	123.9	133.9	112.9	105.0
25-May-16	113.9	123.9	112.9	105.0
11-May-16	113.9	123.9	112.9	105.0
27-Apr-16	106.4	118.9	105.9	110.0
13-Apr-16	103.9	113.9	105.9	110.0
30-Mar-16	101.9	109.9	105.9	109.5
16-Mar-16	101.9	109.9	105.9	110.0
2-Mar-16	99.9	109.9	105.9	109.5
17-Feb-16	99.9	109.9	105.9	109.5
3-Feb-16	99.9	109.9	105.9	115.0
20-Jan-16	104.9	114.9	113.9	115.0
6-Jan-16	109.9	119.9	119.9	120.0
22-Dec-15	109.9	119.9	119.9	120.0
9-Dec-15	109.9	119.9	123.9	120.0
25-Nov-15	118.9	124.9	126.4	120.0
12-Nov-15	123.9	133.9	126.9	115.0
Oct '15	123.9	133.9	128.7	115.0
Sep '15	127.2	137.2	126.9	115.0
Aug '15	128.2	139.4	127.9	115.0
Jul '15	126.7	134.9	126.9	115.0
Jun '15	125.7	134.9	126.9	115.0
May '15	117.2	127.4	129.7	115.0
Apr '15	113.9	123.9	131.4	113.3
Mar '15	113.9	123.9	132.9	112.5
Feb '15	106.4	116.4	132.9	115.0
Jan '15	106.7	116.9	136.4	115.0
Dec '14	123.7	132.9	146.4	115.0
Nov '14	130.9	141.9	150.9	115.0
Oct '14	136.6	145.4	149.6	110.0
Sep '14	139.4	148.9	149.9	110.0
Aug '14	139.4	148.9	149.9	107.5
Jul '14	145.7	155.4	149.9	108.8
Jun '14	145.9	155.9	150.4	110.0
May '14	146.9	156.9	151.2	121.5
Apr '14	143.6	153.9	152.9	121.5
Mar '14	139.4	152.9	154.7	121.5
Feb '14	135.9	152.9	157.9	121.5
Jan '14	132.9	152.9	148.9	110.0
Dec '13	138.9	152.9	149.7	108.5
Nov '13	138.4	152.9	142.9	107.0

## Retail Motor Fuel Prices — Watson Lake

	Self-serve			Full-serve	
	regular	premium	diesel	diesel	propane
23-Nov-16	117.9	n/a	119.9	-	105.9
9-Nov-16	128.9	n/a	128.9	-	n/a
26-Oct-16	121.4	n/a	121.9	-	105.9
12-Oct-16	121.4	n/a	121.9	-	105.9
28-Sep-16	117.4	119.9	116.9	-	n/a
14-Sep-16	115.9	119.9	114.2	-	105.9
31-Aug-16	116.9	119.9	114.2	-	105.9
17-Aug-16	116.9	119.9	113.2	-	105.9
3-Aug-16	114.6	120.9	114.6	-	105.9
20-Jul-16	116.9	121.9	116.2	-	105.9
6-Jul-16	123.2	122.9	117.6	-	105.9
22-Jun-16	123.2	122.9	117.6	-	105.9
8-Jun-16	117.4	n/a	117.4	-	105.9
25-May-16	109.9	112.9	104.4	-	105.9
11-May-16	110.9	110.9	105.7	-	117.9
27-Apr-16	109.9	n/a	107.9	-	117.9
13-Apr-16	102.9	112.9	99.9	-	105.9
30-Mar-16	102.9	112.9	99.9	-	105.9
16-Mar-16	96.9	112.9	93.9	-	105.9
2-Mar-16	85.4	106.9	94.4	-	105.9
17-Feb-16	85.4	106.9	94.4	-	105.9
3-Feb-16	99.9	117.9	99.9	-	105.9
20-Jan-16	95.5	117.9	95.6	-	105.9
6-Jan-16	103.4	117.9	104.0	-	105.9
22-Dec-15	106.6	117.9	104.0	-	115.9
9-Dec-15	100.4	111.9	105.8	-	115.9
25-Nov-15	110.9	n/a	111.0	-	128.9
12-Nov-15	117.4	137.9	114.1	-	130.7
Oct '15	117.6	127.9	112.6	-	131.2
Sep '15	119.8	132.2	115.9	-	127.0
Aug '15	126.0	129.4	118.5	-	130.9
Jul '15	123.1	125.9	118.3	n/a	130.9
Jun '15	120.5	129.2	118.3	143.9	130.9
May '15	117.1	123.2	119.4	143.9	130.9
Apr '15	110.1	119.9	117.2	143.9	130.9
Mar '15	105.8	115.9	118.9	-	130.9
Feb '15	100.7	112.7	124.2	-	130.9
Jan '15	100.9	113.9	130.9	-	130.9
Dec '14	114.9	126.7	140.2	140.9	130.9
Nov '14	128.7	138.2	147.9	140.9	130.9
Oct '14	140.8	149.8	147.4	140.9	130.9
Sep '14	145.4	152.6	151.1	140.9	127.2
Aug '14	145.7	152.1	151.3	140.9	127.2
Jul '14	146.3	152.9	153.0	140.9	127.2
Jun '14	146.7	154.1	153.6	140.9	128.8
May '14	145.4	155.2	152.4	140.9	129.1
Apr '14	140.6	151.6	154.6	140.9	130.9
Mar '14	143.9	153.9	164.4	140.9	130.9
Feb '14	142.4	153.4	162.9	140.9	130.9
Jan '14	143.4	155.4	159.9	140.9	130.9
Dec '13	144.8	156.9	154.9	140.9	131.4
Nov '13	147.9	159.9	151.4	n/a	131.9

# Residential Fuel Prices in Yukon

Average Prices as of November 23<sup>rd</sup>, 2016

	Residential Heating Fuels			% Change November 25, 2015 to November 23, 2016		
	Furnace Oil	Arctic Stove Oil	Propane (334-gallon tank cost)	Furnace Oil	Arctic Stove Oil	Propane (334-gallon tank cost)
Whitehorse	97.2	100.7	84.4	-3.2%	-3.3%	18.4%
Beaver Creek	107.2	111.9	-	-2.4%	0.1%	-
Burwash Landing	105.0	107.6	-	-1.0%	-2.1%	-
Carcross	104.7	105.1	-	1.7%	-2.0%	-
Carmacks	102.7	105.8	99.1	-1.0%	-1.0%	39.0%
Dawson City	106.9	111.3	99.1	-2.1%	-0.1%	39.0%
Destruction Bay	102.0	105.1	-	-1.0%	-1.0%	-
Faro	102.9	106.1	99.1	-1.1%	-0.9%	39.0%
Haines Junction	101.6	97.7	99.1	0.7%	-6.7%	39.0%
Marsh Lake	102.5	105.6	-	-0.5%	-0.6%	-
Mayo	109.0	115.5	99.1	-3.7%	1.0%	39.0%
Pelly Crossing	104.2	107.7	-	-1.3%	-1.0%	-
Ross River	104.0	107.1	99.1	-1.0%	-1.0%	39.0%
Stewart Crossing	104.6	107.7	-	-0.9%	-1.0%	-
Tagish	104.7	105.1	-	1.7%	-5.9%	-
Teslin	103.0	105.8	99.1	-0.7%	-1.6%	39.0%
Watson Lake	105.3	105.0	99.1	-2.8%	-6.7%	39.0%

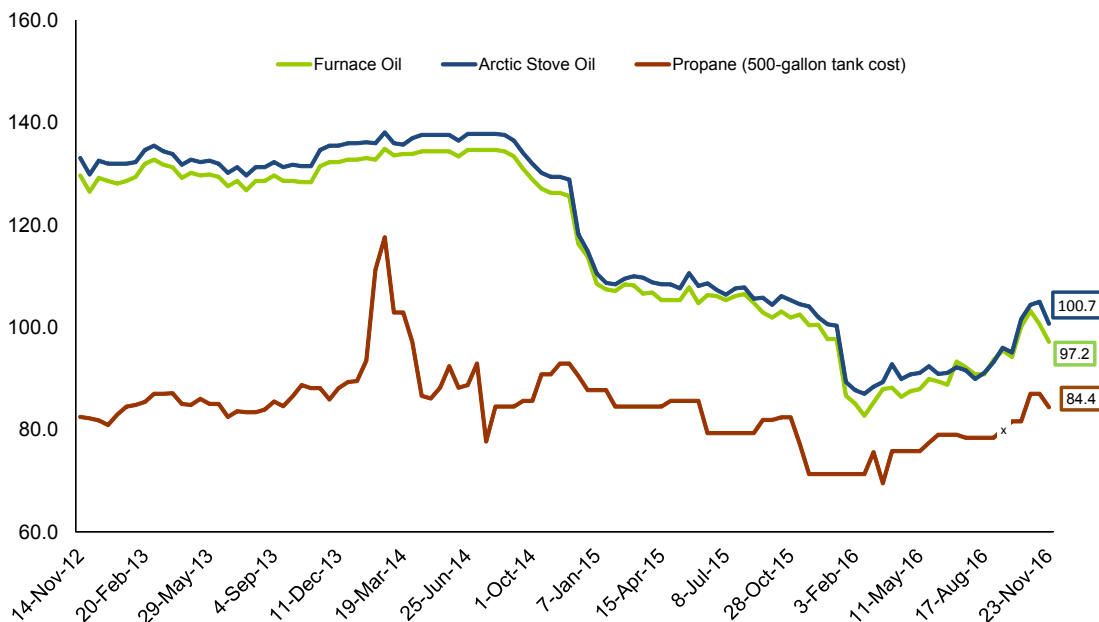
Notes: All prices are Canadian cents per litre, including all applicable taxes.  
 "-" indicates this service was not available in this community at this time.

Comparing November 23<sup>rd</sup>, 2016 to November 25<sup>th</sup>, 2015, prices of furnace oil decreased in all Yukon communities, with the exceptions of Carcross (1.7%), Haines Junction (0.7%), and Tagish (1.7%). The largest decrease was in Mayo, down 3.7% .

Decreases were reported for Arctic stove oil prices in all Yukon communities, with the exceptions of Beaver Creek (0.1%), and Mayo (1.0%). The largest percentage decrease was in Haines Junction and Watson Lake, down 6.7%.

During the period, all Yukon communities saw increases of 39.0% in the average price for propane with the exception of Whitehorse which saw an increase of 18.4% .

Average Residential Bi-weekly Heating Fuel Prices, Whitehorse  
 November 2012 - November 2016  
 (cents per litre)



## Residential Heating Fuel Prices — Whitehorse

	Furnace Oil	Arctic Stove Oil	Propane (500-gallon tank cost)
23-Nov-16	97.2	100.7	84.4
9-Nov-16	100.6	105.0	87.0
26-Oct-16	103.2	104.4	87.0
12-Oct-16	100.1	101.6	81.6
28-Sep-16	94.2	95.1	81.6
14-Sep-16	95.5	96.0	n/a
31-Aug-16	93.6	93.2	78.4
17-Aug-16	90.8	91.1	78.4
3-Aug-16	90.8	89.9	78.4
20-Jul-16	92.2	91.6	78.4
6-Jul-16	93.3	92.2	79.0
22-Jun-16	88.8	91.1	79.0
8-Jun-16	89.4	90.9	79.0
25-May-16	89.9	92.4	77.4
11-May-16	87.9	91.1	75.8
27-Apr-16	87.5	90.8	75.8
13-Apr-16	86.4	89.9	75.8
30-Mar-16	88.2	92.8	75.8
16-Mar-16	87.9	89.3	69.5
2-Mar-16	85.3	88.4	75.6
17-Feb-16	82.7	87.0	71.3
3-Feb-16	85.1	87.7	71.3
20-Jan-16	86.6	89.3	71.3
6-Jan-16	97.7	100.3	71.3
22-Dec-15	97.7	100.6	71.3
9-Dec-15	100.5	102.0	71.3
25-Nov-15	100.4	104.1	71.3
12-Nov-15	102.5	104.5	77.2
Oct '15	102.5	105.7	82.4
Sep '15	103.2	105.3	81.0
Aug '15	106.3	107.7	79.3
Jul '15	105.7	106.9	79.3
Jun '15	105.5	108.4	82.5
May '15	106.6	109.1	85.6
Apr '15	105.8	108.5	84.9
Mar '15	107.4	109.9	84.5
Feb '15	107.8	109.0	84.5
Jan '15	108.0	109.6	87.7
Dec '14	115.1	116.6	89.1
Nov '14	126.0	129.2	92.9
Oct '14	127.4	130.5	89.1
Sep '14	132.2	135.3	85.1
Aug '14	134.6	137.7	84.5
Jul '14	134.7	137.8	85.3
Jun '14	134.1	137.2	88.5
May '14	134.4	137.6	90.3
Apr '14	134.2	137.4	89.9
Mar '14	133.8	135.9	102.9
Feb '14	133.9	137.1	114.5
Jan '14	133.0	136.1	91.5
Dec '13	132.6	135.8	88.7
Nov '13	131.9	135.1	87.0



## Residential Heating Fuel Prices — Beaver Creek

	Furnace Oil	Arctic Stove Oil	Propane (500 gallon tank)
23-Nov-16	107.2	111.9	-
9-Nov-16	108.3	116.1	-
26-Oct-16	111.0	116.1	-
12-Oct-16	111.0	111.9	-
28-Sep-16	103.3	107.7	-
14-Sep-16	103.3	107.7	-
31-Aug-16	103.7	104.9	-
17-Aug-16	98.4	99.3	-
3-Aug-16	101.6	99.3	-
20-Jul-16	100.7	99.3	-
6-Jul-16	102.0	99.3	-
22-Jun-16	98.7	99.3	-
8-Jun-16	97.5	99.3	-
25-May-16	98.1	99.3	-
11-May-16	95.3	96.9	-
27-Apr-16	95.9	97.4	-
13-Apr-16	96.2	95.8	-
30-Mar-16	96.2	100.9	-
16-Mar-16	96.2	95.8	-
2-Mar-16	92.0	93.1	-
17-Feb-16	89.9	93.0	-
3-Feb-16	95.1	96.3	-
20-Jan-16	95.1	98.9	-
6-Jan-16	105.6	106.6	-
22-Dec-15	105.6	107.5	-
9-Dec-15	109.8	109.8	-
25-Nov-15	109.8	111.8	-
12-Nov-15	109.8	112.6	-
Oct '15	109.8	113.3	-
Sep '15	109.8	111.3	-
Aug '15	115.1	113.9	-
Jul '15	115.1	114.7	-
Jun '15	115.1	115.6	-
May '15	115.1	114.8	-
Apr '15	115.1	117.8	-
Mar '15	115.1	117.2	-
Feb '15	115.1	114.0	-
Jan '15	-	110.4	-

## Residential Heating Fuel Prices — Burwash Landing

	Furnace Oil	Arctic Stove Oil	Propane (500 gallon tank)
23-Nov-16	105.0	107.6	-
9-Nov-16	109.2	109.7	-
26-Oct-16	109.2	109.7	-
12-Oct-16	105.0	108.2	-
28-Sep-16	100.8	105.5	-
14-Sep-16	100.8	98.7	-
31-Aug-16	97.7	97.1	-
17-Aug-16	92.4	95.6	-
3-Aug-16	92.4	94.5	-
20-Jul-16	92.4	94.5	-
6-Jul-16	92.4	95.6	-
22-Jun-16	94.5	95.6	-
8-Jun-16	94.8	95.6	-
25-May-16	96.9	95.6	-
11-May-16	93.4	95.0	-
27-Apr-16	92.7	94.3	-
13-Apr-16	92.4	93.4	-
30-Mar-16	92.4	99.1	-
16-Mar-16	92.4	93.9	-
2-Mar-16	88.2	93.9	-
17-Feb-16	86.1	89.8	-
3-Feb-16	91.4	96.5	-
20-Jan-16	91.4	97.0	-
6-Jan-16	101.9	105.0	-
22-Dec-15	101.9	106.8	-
9-Dec-15	106.1	107.9	-
25-Nov-15	106.1	109.9	-
12-Nov-15	107.6	110.7	-
Oct '15	106.9	110.1	-
Sep '15	109.5	108.8	-
Aug '15	116.0	112.0	-
Jul '15	116.0	112.8	-
Jun '15	116.0	113.7	-
May '15	111.3	113.8	-
Apr '15	116.0	114.7	-
Mar '15	118.4	115.3	-
Feb '15	116.0	112.1	-
Jan '15	120.8	110.4	-

## Residential Heating Fuel Prices — Carcross

	Furnace Oil	Arctic Stove Oil	Propane (500 gallon tank)
23-Nov-16	104.7	105.1	-
9-Nov-16	105.7	109.3	-
26-Oct-16	108.5	109.3	-
12-Oct-16	108.5	105.1	-
28-Sep-16	100.7	100.9	-
14-Sep-16	100.7	100.9	-
31-Aug-16	99.1	97.8	-
17-Aug-16	93.7	92.5	-
3-Aug-16	97.0	92.5	-
20-Jul-16	96.0	92.5	-
6-Jul-16	97.3	92.5	-
22-Jun-16	94.0	92.5	-
8-Jun-16	92.8	92.5	-
25-May-16	93.5	92.5	-
11-May-16	90.6	92.2	-
27-Apr-16	91.2	92.8	-
13-Apr-16	89.4	91.1	-
30-Mar-16	89.4	96.2	-
16-Mar-16	89.4	91.0	-
2-Mar-16	85.2	88.4	-
17-Feb-16	83.1	88.3	-
3-Feb-16	88.3	91.6	-
20-Jan-16	88.3	94.2	-
6-Jan-16	98.8	101.9	-
22-Dec-15	98.8	102.8	-
9-Dec-15	103.0	105.1	-
25-Nov-15	103.0	107.2	-
12-Nov-15	103.0	107.9	-
Oct '15	103.0	107.6	-
Sep '15	103.0	105.6	-
Aug '15	108.3	108.2	-
Jul '15	108.3	109.1	-
Jun '15	108.3	109.9	-
May '15	108.3	111.0	-
Apr '15	108.3	111.4	-
Mar '15	108.3	112.6	-
Feb '15	108.3	109.9	-
Jan '15	-	109.1	-

## Residential Heating Fuel Prices — Carmacks

	Furnace Oil	Arctic Stove Oil	Propane (500-gallon tank cost)
23-Nov-16	102.7	105.8	99.1
9-Nov-16	106.9	110.0	101.7
26-Oct-16	106.9	110.0	101.7
12-Oct-16	102.7	105.8	96.3
28-Sep-16	98.5	101.6	96.3
14-Sep-16	98.5	101.6	n/a
31-Aug-16	95.3	98.5	93.1
17-Aug-16	90.1	93.2	93.1
3-Aug-16	90.1	93.2	93.1
20-Jul-16	90.1	93.2	93.1
6-Jul-16	90.1	93.2	93.7
22-Jun-16	90.1	93.2	93.7
8-Jun-16	90.1	93.2	93.7
25-May-16	90.1	93.2	92.1
11-May-16	90.1	93.2	90.5
27-Apr-16	90.1	93.2	90.5
13-Apr-16	90.1	93.2	90.5
30-Mar-16	90.1	93.2	90.5
16-Mar-16	90.1	93.2	84.2
2-Mar-16	85.9	89.0	90.3
17-Feb-16	83.8	86.9	71.3
3-Feb-16	89.0	92.2	71.3
20-Jan-16	89.0	92.2	71.3
6-Jan-16	99.5	102.7	71.3
22-Dec-15	99.5	102.7	71.3
9-Dec-15	103.7	106.9	71.3
25-Nov-15	103.7	106.9	71.3
12-Nov-15	103.7	106.9	77.2
Oct '15	103.7	106.9	82.4
Sep '15	103.7	106.9	81.0
Aug '15	109.0	112.1	79.3
Jul '15	109.0	112.1	79.3
Jun '15	109.0	112.1	82.5
May '15	109.0	112.1	85.6
Apr '15	109.0	112.1	84.9
Mar '15	109.0	112.1	84.5
Feb '15	109.0	112.1	84.5
Jan '15	113.7	116.9	87.7
Dec '14	124.2	127.4	91.4
Nov '14	126.8	130.0	92.9
Oct '14	128.9	132.1	89.1
Sep '14	136.3	139.4	85.1
Aug '14	136.3	139.4	84.5
Jul '14	136.3	139.4	85.3
Jun '14	136.3	139.4	88.5
May '14	136.3	139.4	90.3
Apr '14	136.3	139.4	89.9
Mar '14	136.3	139.4	102.9
Feb '14	135.3	138.4	114.5
Jan '14	133.1	136.3	91.5
Dec '13	133.1	136.3	86.2
Nov '13	133.1	137.6	80.7

## Residential Heating Fuel Prices — Dawson City

	Furnace Oil	Arctic Stove Oil	Propane (500-gallon tank cost)
23-Nov-16	106.9	111.3	99.1
9-Nov-16	107.8	115.5	101.7
26-Oct-16	110.7	115.5	101.7
12-Oct-16	110.6	111.3	96.3
28-Sep-16	102.9	107.1	96.3
14-Sep-16	102.9	107.1	n/a
31-Aug-16	103.3	104.0	93.1
17-Aug-16	98.0	98.7	93.1
3-Aug-16	101.3	98.7	93.1
20-Jul-16	100.3	98.7	93.1
6-Jul-16	101.6	98.7	93.7
22-Jun-16	98.3	98.7	93.7
8-Jun-16	97.1	98.7	93.7
25-May-16	97.8	98.7	92.1
11-May-16	94.9	96.4	90.5
27-Apr-16	95.5	97.1	90.5
13-Apr-16	95.6	95.4	90.5
30-Mar-16	95.6	100.5	90.5
16-Mar-16	95.6	95.3	84.2
2-Mar-16	91.4	92.7	90.3
17-Feb-16	89.3	92.6	71.3
3-Feb-16	94.5	95.9	71.3
20-Jan-16	94.5	98.5	71.3
6-Jan-16	105.0	106.2	71.3
22-Dec-15	105.0	107.2	71.3
9-Dec-15	109.2	109.4	71.3
25-Nov-15	109.2	111.4	71.3
12-Nov-15	109.2	112.2	77.2
Oct '15	109.2	112.8	82.4
Sep '15	109.2	110.8	81.0
Aug '15	114.5	113.5	79.3
Jul '15	114.5	114.3	79.3
Jun '15	114.5	115.2	82.5
May '15	114.5	114.5	85.6
Apr '15	114.5	117.3	84.9
Mar '15	114.5	117.9	84.5
Feb '15	114.5	114.4	84.5
Jan '15	119.2	123.1	87.7
Dec '14	129.7	134.4	91.4
Nov '14	132.3	135.5	92.9
Oct '14	134.4	137.6	89.1
Sep '14	141.8	144.9	85.1
Aug '14	141.8	144.9	84.5
Jul '14	141.8	144.9	85.3
Jun '14	141.8	144.9	88.5
May '14	141.8	144.9	90.3
Apr '14	141.8	144.9	89.9
Mar '14	141.8	144.9	102.9
Feb '14	140.8	143.9	114.5
Jan '14	138.6	141.8	91.5
Dec '13	138.6	141.8	86.2
Nov '13	138.6	141.8	80.7

## Residential Heating Fuel Prices — Destruction Bay

	Furnace Oil	Arctic Stove Oil	Propane (500 gallon tank)
23-Nov-16	102.0	105.1	-
9-Nov-16	106.2	109.3	-
26-Oct-16	106.2	109.3	-
12-Oct-16	102.0	105.1	-
28-Sep-16	97.8	100.9	-
14-Sep-16	97.8	100.9	-
31-Aug-16	94.6	97.8	-
17-Aug-16	89.4	92.5	-
3-Aug-16	89.4	92.5	-
20-Jul-16	89.4	92.5	-
6-Jul-16	89.4	92.5	-
22-Jun-16	94.0	92.5	-
8-Jun-16	94.1	92.5	-
25-May-16	94.7	92.5	-
11-May-16	91.9	93.5	-
27-Apr-16	92.5	94.0	-
13-Apr-16	89.4	92.4	-
30-Mar-16	89.4	97.7	-
16-Mar-16	89.4	92.4	-
2-Mar-16	85.2	89.7	-
17-Feb-16	83.1	89.6	-
3-Feb-16	88.3	95.4	-
20-Jan-16	88.3	95.4	-
6-Jan-16	98.8	102.0	-
22-Dec-15	98.8	102.0	-
9-Dec-15	103.0	106.2	-
25-Nov-15	103.0	106.2	-
12-Nov-15	103.0	106.2	-
Oct '15	103.0	106.2	-
Sep '15	103.0	106.2	-
Aug '15	108.3	111.4	-
Jul '15	108.3	111.4	-
Jun '15	108.3	111.4	-
May '15	108.3	111.4	-
Apr '15	108.3	111.4	-
Mar '15	108.3	111.4	-
Feb '15	108.3	111.4	-

## Residential Heating Fuel Prices — Faro

	Furnace Oil	Arctic Stove Oil	Propane (500-gallon tank cost)
23-Nov-16	102.9	106.1	99.1
9-Nov-16	107.1	110.3	101.7
26-Oct-16	107.1	110.3	101.7
12-Oct-16	102.9	106.1	96.3
28-Sep-16	98.7	101.9	96.3
14-Sep-16	98.7	101.9	n/a
31-Aug-16	95.6	98.7	93.1
17-Aug-16	90.3	93.5	93.1
3-Aug-16	90.3	93.5	93.1
20-Jul-16	90.3	93.5	93.1
6-Jul-16	90.3	93.5	93.7
22-Jun-16	90.3	93.5	93.7
8-Jun-16	90.3	93.5	93.7
25-May-16	90.3	93.5	92.1
11-May-16	90.3	93.5	90.5
27-Apr-16	90.3	93.5	90.5
13-Apr-16	90.3	93.5	90.5
30-Mar-16	90.3	93.5	90.5
16-Mar-16	90.3	93.5	84.2
2-Mar-16	86.1	89.3	90.3
17-Feb-16	84.0	87.2	71.3
3-Feb-16	89.3	92.4	71.3
20-Jan-16	89.3	92.4	71.3
6-Jan-16	99.8	102.9	71.3
22-Dec-15	99.8	102.9	71.3
9-Dec-15	104.0	107.1	71.3
25-Nov-15	104.0	107.1	71.3
12-Nov-15	104.0	107.1	77.2
Oct '15	104.0	107.1	82.4
Sep '15	104.0	107.1	81.0
Aug '15	109.2	112.4	79.3
Jul '15	109.2	112.4	79.3
Jun '15	109.2	112.4	82.5
May '15	109.2	112.4	85.6
Apr '15	109.2	112.4	84.9
Mar '15	109.2	112.4	84.5
Feb '15	109.2	112.4	84.5
Jan '15	114.0	117.1	87.7
Dec '14	124.5	127.6	91.4
Nov '14	127.1	130.2	92.9
Oct '14	129.2	132.3	89.1
Sep '14	136.5	139.7	85.1
Aug '14	136.5	139.7	84.5
Jul '14	136.5	139.7	85.3
Jun '14	136.5	139.7	88.5
May '14	136.5	139.7	90.3
Apr '14	136.5	139.7	89.9
Mar '14	136.5	139.7	102.9
Feb '14	135.5	138.7	114.5
Jan '14	133.4	136.5	91.5
Dec '13	133.4	136.5	86.2
Nov '13	133.4	136.5	80.7

## Residential Heating Fuel Prices — Haines Junction

	Furnace Oil	Arctic Stove Oil	Propane (500-gallon tank cost)
23-Nov-16	101.6	97.7	99.1
9-Nov-16	102.5	100.6	101.7
26-Oct-16	105.4	103.5	101.7
12-Oct-16	105.3	100.6	96.3
28-Sep-16	97.6	101.4	96.3
14-Sep-16	97.6	102.4	n/a
31-Aug-16	98.0	100.3	93.1
17-Aug-16	92.7	96.9	93.1
3-Aug-16	95.9	96.9	93.1
20-Jul-16	95.0	98.8	93.1
6-Jul-16	96.3	98.5	93.7
22-Jun-16	93.0	98.2	93.7
8-Jun-16	91.8	94.3	93.7
25-May-16	92.4	93.8	92.1
11-May-16	89.6	92.8	90.5
27-Apr-16	90.1	91.8	90.5
13-Apr-16	87.3	90.9	90.5
30-Mar-16	87.3	94.4	90.5
16-Mar-16	87.3	90.0	84.2
2-Mar-16	83.1	87.8	90.3
17-Feb-16	81.0	86.3	71.3
3-Feb-16	86.2	86.6	71.3
20-Jan-16	86.2	90.8	71.3
6-Jan-16	96.7	97.9	71.3
22-Dec-15	96.7	99.4	71.3
9-Dec-15	100.9	102.8	71.3
25-Nov-15	100.9	104.7	71.3
12-Nov-15	100.9	106.3	77.2
Oct '15	100.9	106.1	82.4
Sep '15	100.9	103.9	81.0
Aug '15	106.2	107.1	79.3
Jul '15	106.2	108.4	79.3
Jun '15	106.2	107.9	82.5
May '15	106.2	107.1	85.6
Apr '15	106.2	104.7	84.9
Mar '15	106.2	109.1	84.5
Feb '15	106.2	107.0	84.5
Jan '15	110.9	104.7	87.7
Dec '14	121.4	116.4	91.4
Nov '14	124.0	126.5	92.9
Oct '14	126.1	128.3	89.1
Sep '14	133.5	131.6	85.1
Aug '14	133.5	133.7	84.5
Jul '14	133.5	132.9	85.3
Jun '14	133.5	133.7	88.5
May '14	133.5	134.5	90.3
Apr '14	133.5	133.8	89.9
Mar '14	133.5	133.9	102.9
Feb '14	132.5	132.6	114.5
Jan '14	130.3	130.0	91.5
Dec '13	130.3	126.3	86.2
Nov '13	130.3	126.4	80.7



## Residential Heating Fuel Prices — Marsh Lake

	Furnace Oil	Arctic Stove Oil	Propane (500 gallon tank)
23-Nov-16	102.5	105.6	-
9-Nov-16	106.7	109.8	-
26-Oct-16	106.7	109.8	-
12-Oct-16	102.5	105.6	-
28-Sep-16	98.3	101.4	-
14-Sep-16	98.3	101.4	-
31-Aug-16	95.1	98.3	-
17-Aug-16	89.9	93.0	-
3-Aug-16	89.9	93.0	-
20-Jul-16	89.9	93.0	-
6-Jul-16	89.9	93.0	-
22-Jun-16	89.9	93.0	-
8-Jun-16	89.9	93.0	-
25-May-16	89.9	93.0	-
11-May-16	89.9	93.0	-
27-Apr-16	89.9	93.0	-
13-Apr-16	89.9	93.0	-
30-Mar-16	89.9	93.0	-
16-Mar-16	89.9	93.0	-
2-Mar-16	85.7	88.8	-
17-Feb-16	83.1	86.2	-
3-Feb-16	88.3	91.5	-
20-Jan-16	88.3	91.5	-
6-Jan-16	98.8	102.0	-
22-Dec-15	98.8	102.0	-
9-Dec-15	103.0	106.2	-
25-Nov-15	103.0	106.2	-
12-Nov-15	103.0	106.2	-
Oct '15	103.0	106.2	-
Sep '15	103.0	106.2	-
Aug '15	108.3	111.4	-
Jul '15	108.3	111.4	-
Jun '15	108.3	111.4	-
May '15	108.3	111.4	-
Apr '15	108.3	111.4	-
Mar '15	108.3	111.4	-
Feb '15	108.3	111.4	-

## Residential Heating Fuel Prices — Mayo

	Furnace Oil	Arctic Stove Oil	Propane (500-gallon tank cost)
23-Nov-16	109.0	115.5	99.1
9-Nov-16	111.7	119.0	101.7
26-Oct-16	113.3	119.0	101.7
12-Oct-16	112.1	114.8	96.3
28-Sep-16	105.6	110.6	96.3
14-Sep-16	105.6	110.6	n/a
31-Aug-16	103.4	105.3	93.1
17-Aug-16	99.8	102.7	93.1
3-Aug-16	102.0	102.7	93.1
20-Jul-16	103.0	105.3	93.1
6-Jul-16	102.2	102.7	93.7
22-Jun-16	100.1	102.7	93.7
8-Jun-16	99.2	102.7	93.7
25-May-16	99.7	102.7	92.1
11-May-16	97.8	99.9	90.5
27-Apr-16	98.2	100.3	90.5
13-Apr-16	99.5	99.2	90.5
30-Mar-16	99.5	102.6	90.5
16-Mar-16	100.1	99.4	84.2
2-Mar-16	98.0	97.7	90.3
17-Feb-16	96.9	97.6	71.3
3-Feb-16	99.5	99.9	71.3
20-Jan-16	104.8	105.1	71.3
6-Jan-16	111.1	110.9	71.3
22-Dec-15	111.1	111.5	71.3
9-Dec-15	113.2	113.1	71.3
25-Nov-15	113.2	114.4	71.3
12-Nov-15	117.4	116.7	77.2
Oct '15	114.2	116.8	82.4
Sep '15	114.9	115.5	81.0
Aug '15	119.0	117.2	79.3
Jul '15	119.0	117.7	79.3
Jun '15	119.0	118.3	82.5
May '15	118.9	117.4	85.6
Apr '15	119.0	120.5	84.9
Mar '15	118.9	120.0	84.5
Feb '15	119.0	117.8	84.5
Jan '15	117.6	116.7	87.7
Dec '14	129.7	134.8	89.1
Nov '14	140.3	140.3	92.9
Oct '14	142.4	142.4	89.1
Sep '14	149.7	149.7	85.1
Aug '14	149.7	149.7	84.5
Jul '14	149.7	149.7	85.3
Jun '14	149.7	149.7	88.5
May '14	149.7	149.7	90.3
Apr '14	149.7	149.7	89.9
Mar '14	149.7	149.7	102.9
Feb '14	148.7	148.7	114.5
Jan '14	146.6	146.6	91.5
Dec '13	146.6	146.6	86.2
Nov '13	143.4	146.6	80.7

## Residential Heating Fuel Prices — Pelly Crossing

	Furnace Oil	Arctic Stove Oil	Propane (500 gallon tank)
23-Nov-16	104.2	107.7	-
9-Nov-16	105.2	111.9	-
26-Oct-16	108.0	111.9	-
12-Oct-16	107.9	107.7	-
28-Sep-16	100.2	103.5	-
14-Sep-16	100.2	103.5	-
31-Aug-16	100.6	100.4	-
17-Aug-16	95.3	95.1	-
3-Aug-16	98.6	95.1	-
20-Jul-16	97.7	95.1	-
6-Jul-16	98.9	95.1	-
22-Jun-16	95.7	95.1	-
8-Jun-16	94.4	95.1	-
25-May-16	95.1	95.1	-
11-May-16	92.2	93.8	-
27-Apr-16	92.8	94.4	-
13-Apr-16	92.0	92.8	-
30-Mar-16	92.0	97.8	-
16-Mar-16	92.0	92.7	-
2-Mar-16	87.8	90.0	-
17-Feb-16	85.7	89.9	-
3-Feb-16	90.9	93.2	-
20-Jan-16	90.9	95.8	-
6-Jan-16	101.4	103.5	-
22-Dec-15	101.4	104.5	-
9-Dec-15	105.6	106.7	-
25-Nov-15	105.6	108.8	-
12-Nov-15	105.6	109.6	-
Oct '15	105.6	109.7	-
Sep '15	105.6	107.8	-
Aug '15	110.9	110.9	-
Jul '15	110.9	111.7	-
Jun '15	110.9	112.5	-
May '15	110.9	112.3	-
Apr '15	110.9	114.0	-
Mar '15	110.9	114.7	-
Feb '15	110.9	112.0	-
Jan '15	-	110.6	-

## Residential Heating Fuel Prices — Ross River

	Furnace Oil	Arctic Stove Oil	Propane (500-gallon tank cost)
23-Nov-16	104.0	107.1	99.1
9-Nov-16	108.2	111.3	101.7
26-Oct-16	108.2	111.3	101.7
12-Oct-16	104.0	107.1	96.3
28-Sep-16	99.8	102.9	96.3
14-Sep-16	99.8	102.9	n/a
31-Aug-16	96.6	99.8	93.1
17-Aug-16	91.4	94.5	93.1
3-Aug-16	91.4	94.5	93.1
20-Jul-16	91.4	94.5	93.1
6-Jul-16	91.4	94.5	93.7
22-Jun-16	91.4	94.5	93.7
8-Jun-16	91.4	94.5	93.7
25-May-16	91.4	94.5	92.1
11-May-16	91.4	94.5	90.5
27-Apr-16	91.4	94.5	90.5
13-Apr-16	91.4	94.5	90.5
30-Mar-16	91.4	94.5	90.5
16-Mar-16	91.4	94.5	84.2
2-Mar-16	87.2	90.3	90.3
17-Feb-16	85.1	88.2	71.3
3-Feb-16	90.3	93.5	71.3
20-Jan-16	90.3	93.5	71.3
6-Jan-16	100.8	104.0	71.3
22-Dec-15	100.8	104.0	71.3
9-Dec-15	105.0	108.2	71.3
25-Nov-15	105.0	108.2	71.3
12-Nov-15	105.0	108.2	77.2
Oct '15	105.0	108.2	82.4
Sep '15	105.0	108.2	81.0
Aug '15	110.9	114.0	79.3
Jul '15	110.9	114.0	79.3
Jun '15	110.9	114.0	82.5
May '15	110.3	113.4	85.6
Apr '15	110.3	113.4	84.9
Mar '15	110.3	113.4	84.5
Feb '15	110.3	113.4	84.5
Jan '15	115.0	118.2	87.7
Dec '14	125.5	128.7	91.4
Nov '14	128.1	131.3	92.9
Oct '14	130.2	133.4	89.1
Sep '14	137.6	140.7	85.1
Aug '14	137.6	140.7	84.5
Jul '14	137.6	140.7	85.3
Jun '14	137.6	140.7	88.5
May '14	137.6	140.7	90.3
Apr '14	137.6	140.7	89.9
Mar '14	137.6	140.7	102.9
Feb '14	136.6	139.7	114.5
Jan '14	134.4	137.6	91.5
Dec '13	134.4	137.6	86.2
Nov '13	134.4	137.6	80.7

## Residential Heating Fuel Prices — Stewart Crossing

	Furnace Oil	Arctic Stove Oil	Propane (500 gallon tank)
23-Nov-16	104.6	107.7	-
9-Nov-16	108.8	111.9	-
26-Oct-16	108.8	111.9	-
12-Oct-16	104.6	107.7	-
28-Sep-16	100.4	103.5	-
14-Sep-16	100.4	103.5	-
31-Aug-16	97.2	100.4	-
17-Aug-16	92.0	95.1	-
3-Aug-16	92.0	95.1	-
20-Jul-16	92.0	95.1	-
6-Jul-16	92.0	95.1	-
22-Jun-16	92.0	95.1	-
8-Jun-16	92.0	95.1	-
25-May-16	92.0	95.1	-
11-May-16	92.0	95.1	-
27-Apr-16	92.0	95.1	-
13-Apr-16	92.0	95.1	-
30-Mar-16	92.0	95.1	-
16-Mar-16	92.0	95.1	-
2-Mar-16	87.8	90.9	-
17-Feb-16	85.7	88.8	-
3-Feb-16	90.9	94.1	-
20-Jan-16	90.9	94.1	-
6-Jan-16	101.4	104.6	-
22-Dec-15	101.4	104.6	-
9-Dec-15	105.6	108.8	-
25-Nov-15	105.6	108.8	-
12-Nov-15	105.6	108.8	-
Oct '15	105.6	108.8	-
Sep '15	105.6	108.8	-
Aug '15	110.9	114.0	-
Jul '15	110.9	114.0	-
Jun '15	110.9	114.0	-
May '15	110.9	114.0	-
Apr '15	110.9	114.0	-
Mar '15	110.9	114.0	-
Feb '15	110.9	114.0	-

## Residential Heating Fuel Prices — Tagish & Teslin

	Tagish		
	Furnace Oil	Arctic Stove Oil	Propane (500-gallon tank cost)
23-Nov-16	104.7	105.1	-
9-Nov-16	105.7	115.0	-
26-Oct-16	108.5	115.0	-
12-Oct-16	108.5	112.9	-
28-Sep-16	100.7	103.0	-
14-Sep-16	100.7	103.0	-
31-Aug-16	99.1	101.4	-
17-Aug-16	93.7	98.8	-
3-Aug-16	97.0	98.8	-
20-Jul-16	96.0	98.8	-
6-Jul-16	97.3	98.8	-
22-Jun-16	94.0	98.8	-
8-Jun-16	92.8	98.8	-
25-May-16	93.5	98.8	-
11-May-16	90.6	96.5	-
27-Apr-16	91.2	96.8	-
13-Apr-16	89.4	95.8	-
30-Mar-16	89.4	99.1	-
16-Mar-16	89.4	95.7	-
2-Mar-16	85.2	93.9	-
17-Feb-16	83.1	93.9	-
3-Feb-16	88.3	96.1	-
20-Jan-16	88.3	101.3	-
6-Jan-16	98.8	106.4	-
22-Dec-15	98.8	108.8	-
9-Dec-15	103.0	110.3	-
25-Nov-15	103.0	111.7	-
12-Nov-15	103.0	112.2	-
Oct '15	103.0	113.2	-
Sep '15	103.0	112.9	-
Aug '15	108.3	114.2	-
Jul '15	108.3	114.7	-
Jun '15	108.3	115.3	-
May '15	108.3	117.2	-
Apr '15	108.3	115.5	-
Mar '15	108.3	119.3	-
Feb '15	108.3	113.6	-
Jan '15	-	124.4	-
Dec '14	-	136.5	-
Nov '14	-	142.8	-
Oct '14	-	147.0	-
Sep '14	-	149.1	-
Aug '14	-	149.1	-
Jul '14	-	149.1	-
Jun '14	-	149.1	-
May '14	-	149.1	-
Apr '14	-	149.1	-
Mar '14	-	147.6	-
Feb '14	-	146.0	-
Jan '14	-	143.9	-
Dec '13	-	140.2	-
Nov '13	-	136.5	-

	Teslin		
	Furnace Oil	Arctic Stove Oil	Propane (500-gallon tank cost)
23-Nov-16	103.0	105.8	99.1
9-Nov-16	104.0	110.0	101.7
26-Oct-16	106.7	110.0	101.7
12-Oct-16	106.7	105.8	96.3
28-Sep-16	99.0	101.6	96.3
14-Sep-16	99.0	101.6	n/a
31-Aug-16	99.4	98.5	93.1
17-Aug-16	94.1	93.2	93.1
3-Aug-16	97.3	93.2	93.1
20-Jul-16	96.4	93.2	93.1
6-Jul-16	97.7	93.2	93.7
22-Jun-16	94.4	93.2	93.7
8-Jun-16	93.2	93.2	93.7
25-May-16	93.8	93.2	92.1
11-May-16	91.0	92.6	90.5
27-Apr-16	91.6	93.1	90.5
13-Apr-16	90.1	91.5	90.5
30-Mar-16	90.1	96.5	90.5
16-Mar-16	90.1	91.4	84.2
2-Mar-16	85.9	88.8	90.3
17-Feb-16	83.8	88.7	71.3
3-Feb-16	89.0	92.0	71.3
20-Jan-16	89.0	94.6	71.3
6-Jan-16	99.5	102.3	71.3
22-Dec-15	99.5	103.2	71.3
9-Dec-15	103.7	105.5	71.3
25-Nov-15	103.7	107.5	71.3
12-Nov-15	103.7	108.3	77.2
Oct '15	103.7	108.1	82.4
Sep '15	103.7	106.4	81.0
Aug '15	109.0	109.6	79.3
Jul '15	109.0	110.4	79.3
Jun '15	109.0	111.3	82.5
May '15	109.0	111.4	85.6
Apr '15	109.0	112.0	84.9
Mar '15	109.0	112.9	84.5
Feb '15	109.0	110.3	84.5
Jan '15	113.8	115.4	87.7
Dec '14	124.3	127.5	91.4
Nov '14	126.9	130.1	92.9
Oct '14	129.0	132.2	89.1
Sep '14	136.4	139.5	85.1
Aug '14	136.4	139.5	84.5
Jul '14	136.4	139.5	85.3
Jun '14	136.4	139.5	88.5
May '14	136.4	139.4	90.3
Apr '14	136.4	139.4	89.9
Mar '14	136.4	139.4	102.9
Feb '14	135.4	138.4	114.5
Jan '14	133.2	136.3	91.5
Dec '13	133.2	136.3	86.2
Nov '13	133.0	136.1	80.7

## Residential Heating Fuel Prices — Watson Lake

	Furnace Oil	Arctic Stove Oil	Propane (500-gallon tank cost)
23-Nov-16	105.3	105.0	99.1
9-Nov-16	106.2	109.2	101.7
26-Oct-16	109.0	109.2	101.7
12-Oct-16	109.0	105.0	96.3
28-Sep-16	101.3	100.8	96.3
14-Sep-16	101.3	100.8	n/a
31-Aug-16	101.7	97.7	93.1
17-Aug-16	96.3	92.4	93.1
3-Aug-16	99.6	92.4	93.1
20-Jul-16	98.7	92.4	93.1
6-Jul-16	100.0	92.4	93.7
22-Jun-16	96.7	92.4	93.7
8-Jun-16	95.4	92.4	93.7
25-May-16	96.1	92.4	92.1
11-May-16	93.2	94.8	90.5
27-Apr-16	93.9	95.4	90.5
13-Apr-16	89.3	93.8	90.5
30-Mar-16	89.3	98.9	90.5
16-Mar-16	89.3	93.7	84.2
2-Mar-16	85.1	91.1	90.3
17-Feb-16	83.0	90.9	71.3
3-Feb-16	88.2	94.3	71.3
20-Jan-16	87.1	94.7	71.3
6-Jan-16	98.9	104.2	71.3
22-Dec-15	99.0	104.9	71.3
9-Dec-15	102.5	107.8	71.3
25-Nov-15	108.3	112.6	71.3
12-Nov-15	110.0	114.3	77.2

	Furnace Oil	Arctic Stove Oil	Propane (500-gallon tank cost)
Oct '15	109.2	113.5	82.4
Sep '15	106.2	110.0	81.0
Aug '15	107.2	111.5	79.3
Jul '15	107.6	112.3	79.3
Jun '15	109.3	114.0	82.5
May '15	111.7	115.9	85.6
Apr '15	108.8	113.0	84.9
Mar '15	118.6	119.6	84.5
Feb '15	117.3	118.7	84.5
Jan '15	115.7	118.5	87.7

Dec '14	127.6	130.3	91.4
Nov '14	136.9	139.7	92.9
Oct '14	134.3	137.1	89.1
Sep '14	138.2	141.0	85.1
Aug '14	138.3	141.1	84.5
Jul '14	137.8	140.6	85.3
Jun '14	140.2	143.0	88.5
May '14	144.6	146.7	90.3
Apr '14	144.4	147.2	89.9
Mar '14	145.8	148.4	102.9
Feb '14	146.5	149.3	114.5
Jan '14	144.6	147.3	91.5

Dec '13	146.4	149.0	86.2
Nov '13	139.7	142.5	80.7

Information collected by Yukon Bureau of Statistics  
for the Department of Energy, Mines and Resources.

Next release: December 23<sup>rd</sup>, 2016