

1

Retail Motor Fuel Prices in the Yukon

Average prices as of September 24th, 2008

	Self-serve		
	regular	premium	diesel
Whitehorse	139.7	145.3	142.1
Beaver Creek	152.9	157.9	152.9
Carcross	136.9	149.9	147.9
Carmacks	153.9	160.9	162.4
Dawson City	168.6	173.6	169.5
Destruction Bay	146.9	151.9	146.9
Haines Junction	146.0	153.5	147.3
Mayo	162.5	167.0	159.5
Pelly Crossing	159.9	-	164.9
Ross River	161.9	-	169.9
Taqish	141.4	146.8	149.9
Teslin	141.4	143.0	146.9
Watson Lake	146.4	155.9	146.9

Current average gasoline prices for regular self-serve in the Yukon range from 136.9¢ per litre in Carcross to 168.6¢ per litre in Dawson City. The price for premium self-serve ranges from 143.0¢ per litre in Teslin to 173.6¢ per litre in Dawson City. The lowest price for self-serve diesel is in Whitehorse—142.1¢ per litre.

	Full-serve			
	regular	premium	diesel	propane
Whitehorse	142.8	147.6	148.3	102.4
Burwash Landing	149.9	-	148.9	-
Dawson City	-	-	-	120.0
Destruction Bay	-	-	-	155.9
Haines Junction	142.9	-	147.9	108.9
Mayo	169.9	-	169.9	129.0
Taqish	-	-	-	106.0
Teslin	-	-	-	115.0
Watson Lake	-	-	159.9	122.2

For full-serve regular gasoline, the average price ranges from 142.8¢ per litre in Whitehorse to 169.9¢ per litre in Mayo. The price for full-serve diesel ranges from 147.9¢ per litre in Haines Junction to 169.9¢ per litre in Mayo. In Haines Junction, full-serve regular gasoline was cheaper than self-serve.

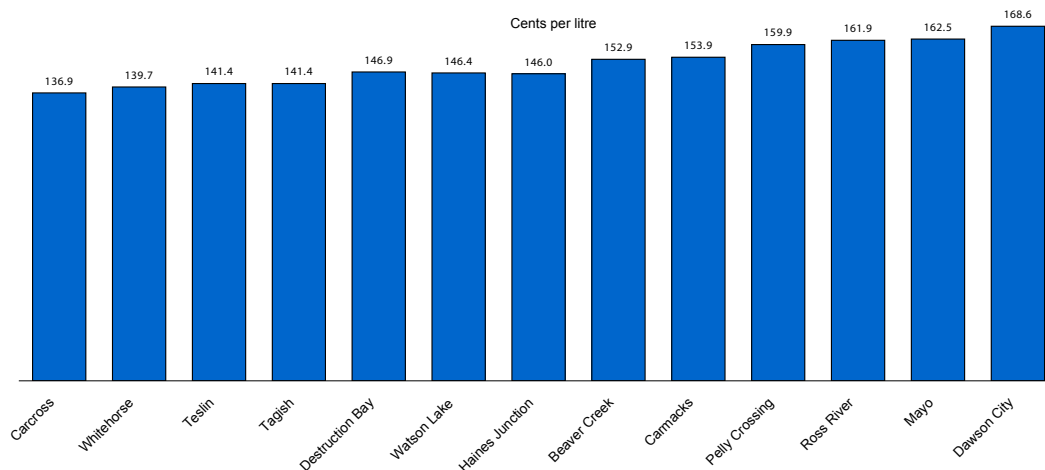
Whitehorse has the lowest price for propane, at 102.4¢ per litre, while Destruction Bay has the highest, at 155.9¢ per litre.

Note: All prices are Canadian cents per litre, including all applicable taxes.

“-” Indicates this service is not available in this community at this time.

“N/A” indicates this information is not available for the reporting period.

Average Retail Gasoline Prices Regular Self-serve — September 24th, 2008



2

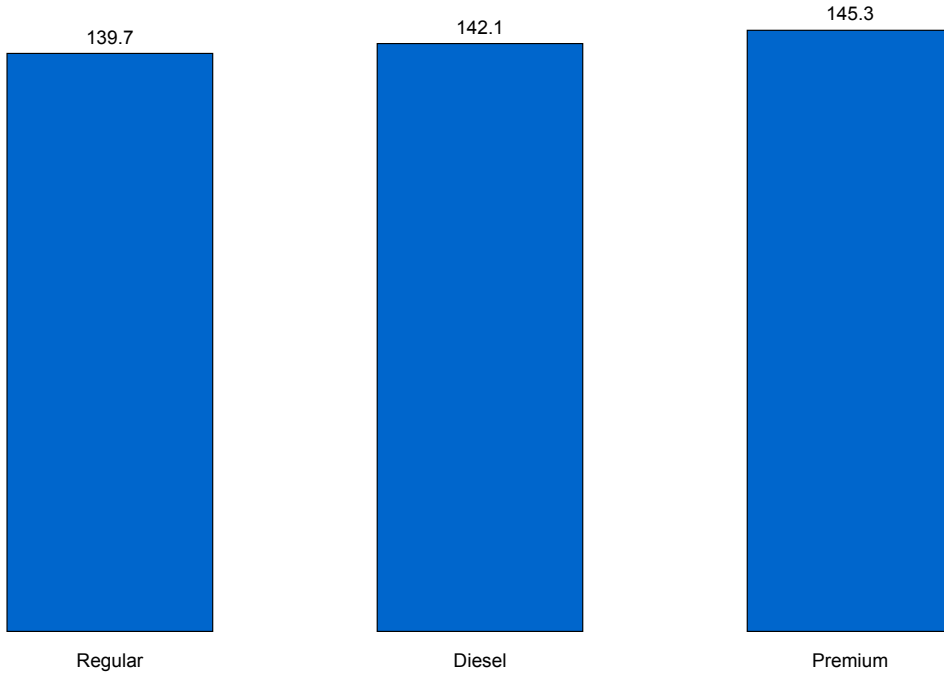
Retail Motor Fuel Prices — Whitehorse

	Self-serve				Full-serve				
	regular	mid-grade	premium	diesel	regular	mid-grade	premium	diesel	propane
24-Sep-08	139.7	-	145.3	142.1	142.8	-	147.6	148.3	102.4
10-Sep-08	139.4	-	145.5	143.5	141.5	-	146.9	147.6	102.4
27-Aug-08	140.0	-	146.4	145.8	141.4	-	146.6	148.3	102.6
13-Aug-08	141.0	-	146.8	148.3	144.8	-	150.6	155.2	106.2
30-Jul-08	144.4	-	150.2	152.6	144.8	-	150.6	155.2	107.3
16-Jul-08	146.1	-	151.4	154.7	146.4	-	152.6	157.6	106.3
2-Jul-08	144.9	-	151.0	150.6	145.8	-	151.9	151.2	104.9
18-Jun-08	144.3	-	150.3	148.7	145.1	-	151.2	150.6	105.2
4-Jun-08	141.0	-	146.3	146.8	140.8	-	146.9	146.9	100.9
21-May-08	137.2	-	142.8	141.9	137.8	-	144.9	142.2	101.9
7-May-08	136.3	-	142.1	140.8	137.8	-	144.9	142.2	101.6
22-Apr-08	126.6	-	132.8	135.4	126.4	-	132.6	137.6	94.9
9-Apr-08	120.6	-	126.9	132.0	120.8	-	128.9	136.6	92.6
26-Mar-08	120.2	-	126.2	129.5	120.8	-	128.9	130.6	92.6
12-Mar-08	120.2	-	125.8	123.6	120.1	-	128.2	125.2	92.6
27-Feb-08	115.6	-	121.7	120.0	117.1	-	124.9	122.6	92.6
13-Feb-08	115.6	-	121.6	119.1	117.8	-	125.6	121.9	92.6
30-Jan-08	115.6	-	121.6	119.1	117.8	-	125.6	121.9	92.6
16-Jan-08	115.8	-	121.4	119.4	117.4	-	125.6	118.6	92.6
2-Jan-08	115.8	-	121.2	120.3	117.4	-	125.6	121.9	90.2
19-Dec-07	115.8	-	121.9	120.1	117.8	-	128.9	123.2	90.2
5-Dec-07	116.5	-	122.2	119.6	117.8	-	128.9	123.2	90.2
21-Nov-07	115.6	-	122.0	116.9	117.1	-	127.9	115.6	87.9
7-Nov-07	115.6	-	122.3	109.1	117.1	-	127.9	114.6	82.6
24-Oct-07	115.6	-	122.3	109.4	117.1	-	127.9	114.6	82.6
10-Oct-07	117.1	-	122.7	108.7	121.1	-	129.9	111.9	89.9
26-Sep-07	119.9	-	123.7	109.0	122.4	-	127.9	111.9	82.6
12-Sep-07	119.8	-	124.3	109.1	122.4	-	127.9	111.9	81.9
August '07	119.8	-	124.9	108.9	121.8	-	127.7	111.9	80.9
July '07	119.8	-	124.9	108.5	121.8	-	125.9	111.9	80.9
June '07	120.1	-	124.9	107.7	121.8	-	128.6	111.9	80.9
May '07	115.3	-	120.2	108.2	116.5	-	124.1	112.8	80.9
April '07	104.6	-	109.9	104.5	105.5	-	116.1	109.2	80.0
March '07	104.7	-	110.6	106.3	104.8	-	114.7	108.8	79.9
February '07	97.4	-	102.8	103.1	97.8	-	110.1	102.9	79.2
January '07	99.1	-	105.1	106.3	98.9	-	108.6	102.9	78.9
December '06	97.8	-	104.5	101.0	97.7	-	109.8	103.6	71.9
November '06	96.2	-	103.0	98.6	96.4	-	108.1	102.2	64.7
October '06	99.1	-	105.9	99.9	100.1	-	114.0	104.3	76.5
September '06	110.5	117.2	116.7	110.4	111.6	118.9	124.2	117.6	83.2
August '06	119.7	124.1	125.7	114.0	121.8	124.4	130.1	117.2	84.6
July '06	116.0	120.8	122.8	110.7	119.4	122.9	127.5	112.6	83.4
June '06	113.6	119.9	121.8	109.7	118.2	122.9	127.5	110.3	82.9
May '06	114.4	118.6	122.1	108.7	118.2	122.9	127.5	110.6	82.9
April '06	117.1	123.2	123.0	108.5	119.8	123.2	127.5	114.2	81.2
March '06	101.6	106.3	109.2	101.8	102.6	107.2	111.9	102.3	80.2
February '06	105.6	109.9	111.9	105.1	105.8	109.4	114.1	112.1	82.1
January '06	105.7	110.0	112.0	108.1	105.8	109.4	114.1	113.9	83.2

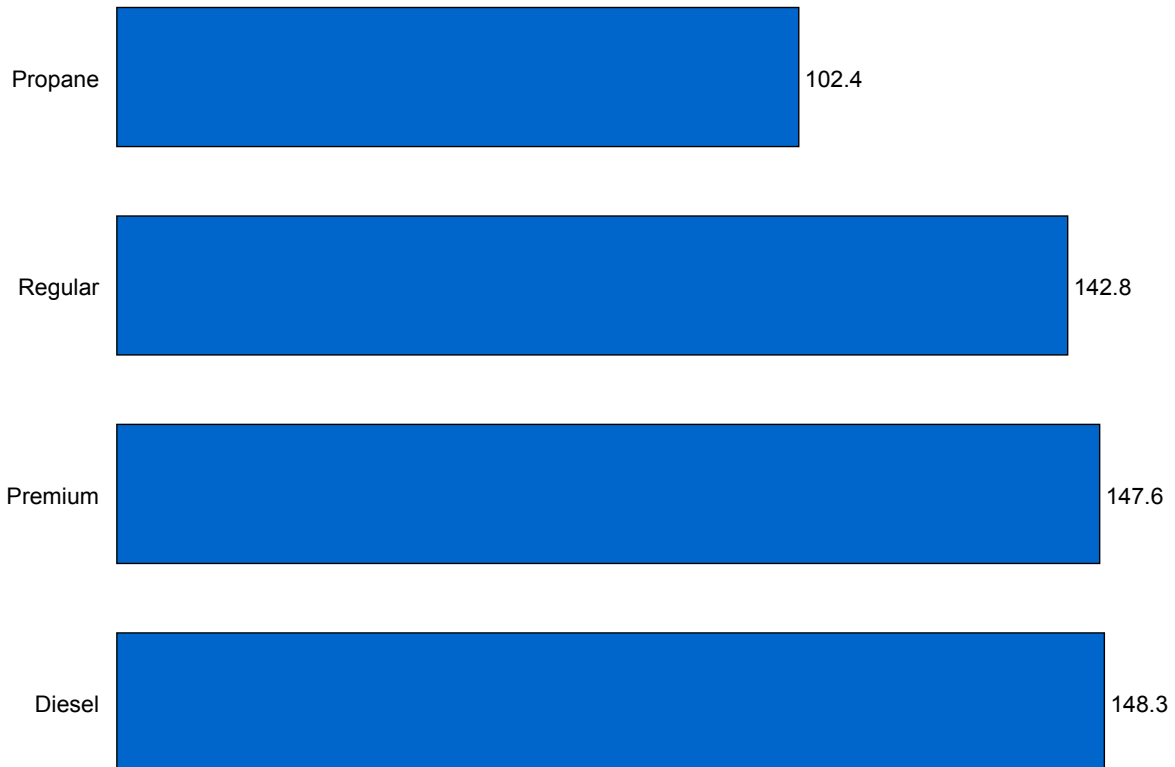
2

Retail Motor Fuel Prices — Whitehorse

**Average Self-serve, as of September 24th, 2008
(cents per litre)**



**Average Full-serve, as of September 24th, 2008
(cents per litre)**



3

Retail Motor Fuel Prices — Carmacks

	Self-serve			Full-serve
	regular	premium	diesel	propane
24-Sep-08	153.9	160.9	162.4	-
10-Sep-08	153.9	160.9	162.4	-
27-Aug-08	153.9	160.9	162.4	-
13-Aug-08	153.9	160.9	162.4	-
30-Jul-08	159.4	168.4	169.9	-
16-Jul-08	158.9	168.9	169.9	-
2-Jul-08	153.9	161.4	158.9	-
18-Jun-08	153.9	160.4	161.9	-
4-Jun-08	149.9	156.9	159.9	-
21-May-08	145.9	153.5	149.9	-
7-May-08	139.9	146.9	147.9	-
22-Apr-08	129.9	137.4	142.4	-
9-Apr-08	129.9	137.4	142.4	-
26-Mar-08	129.9	139.4	142.4	115.0
12-Mar-08	129.9	139.4	142.4	115.0
27-Feb-08	125.9	134.9	137.9	102.0
13-Feb-08	125.9	134.9	137.9	102.0
30-Jan-08	125.9	134.9	137.9	97.0
16-Jan-08	125.9	134.9	137.9	97.0
2-Jan-08	125.9	134.9	137.9	97.0
19-Dec-07	125.9	134.9	137.9	98.0
5-Dec-07	125.9	134.9	133.9	98.0
21-Nov-07	125.9	133.4	132.9	90.0
7-Nov-07	119.9	129.9	124.4	97.0
24-Oct-07	125.9	135.4	124.4	97.0
10-Oct-07	125.9	135.4	121.4	97.0
26-Sep-07	125.9	135.4	121.4	97.0
12-Sep-07	125.9	135.4	121.4	97.0
August '07	125.6	135.4	121.4	97.0
July '07	125.4	135.4	120.7	96.5
June '07	129.9	138.9	121.4	96.0
May '07	129.9	137.2	121.4	92.0
April '07	119.9	126.4	119.9	91.5
March '07	115.4	122.7	112.7	93.5
February '07	106.9	116.4	111.9	94.0
January '07	115.9	132.4	111.4	94.0
December '06	109.9	128.9	111.4	94.0
November '06	109.9	119.9	110.2	94.0
October '06	109.9	119.9	107.7	94.0
September '06	115.9	124.7	118.9	93.5
August '06	127.6	136.4	126.4	93.0
July '06	127.9	135.9	121.2	93.0
June '06	129.9	138.9	123.9	94.0
May '06	129.9	138.2	123.9	93.5
April '06	122.4	132.2	115.9	93.0
March '06	107.1	115.2	111.4	93.0
February '06	108.9	117.9	114.7	93.0
January '06	108.9	117.9	115.9	93.0

4

Retail Motor Fuel Prices — Dawson City

	Self-serve			Full-serve		
	regular	premium	diesel	regular	diesel	propane
24-Sep-08	168.6	173.6	169.5	-	-	120.0
10-Sep-08	168.6	173.7	171.2	-	-	120.0
27-Aug-08	168.4	173.4	171.5	-	-	126.0
13-Aug-08	171.7	176.9	176.0	-	-	126.0
30-Jul-08	170.9	177.2	177.0	-	-	126.9
16-Jul-08	170.9	174.5	177.0	-	-	126.0
2-Jul-08	167.7	174.2	173.0	-	-	126.0
18-Jun-08	165.9	172.5	172.0	-	-	121.0
4-Jun-08	163.1	168.7	170.7	-	-	121.0
21-May-08	161.3	165.7	166.2	-	-	121.0
7-May-08	159.7	163.6	161.2	-	-	121.0
22-Apr-08	152.2	155.8	158.6	-	-	121.0
9-Apr-08	145.2	149.0	151.0	-	-	113.0
26-Mar-08	145.7	148.0	147.0	-	-	99.9
12-Mar-08	140.8	148.1	139.2	-	-	99.9
27-Feb-08	140.1	146.7	138.2	-	-	99.9
13-Feb-08	140.1	146.7	138.2	-	-	99.9
30-Jan-08	139.7	146.7	138.3	-	-	99.9
16-Jan-08	139.7	146.7	138.3	-	-	99.9
2-Jan-08	139.4	147.2	139.0	-	-	99.9
19-Dec-07	138.4	147.2	139.0	-	-	99.9
5-Dec-07	138.2	146.0	136.3	-	-	99.9
21-Nov-07	139.7	147.3	137.2	-	-	99.9
7-Nov-07	139.7	147.3	135.0	-	-	99.9
24-Oct-07	139.7	147.3	135.0	-	-	99.9
10-Oct-07	139.7	147.3	135.0	-	-	99.9
26-Sep-07	140.4	147.5	134.1	-	-	99.9
12-Sep-07	140.4	147.5	134.1	-	-	99.9
August '07	140.8	147.5	134.5	-	-	99.9
July '07	141.1	147.5	134.6	-	-	97.9
June '07	142.1	147.2	133.9	-	-	97.9
May '07	140.1	146.9	134.2	-	-	97.9
April '07	132.6	140.1	131.1	-	-	97.9
March '07	125.1	132.8	130.5	-	-	97.9
February '07	121.9	129.1	129.1	-	-	97.9
January '07	122.0	127.9	126.8	-	-	97.9
December '06	119.3	123.6	120.1	-	-	97.9
November '06	119.8	124.3	120.8	-	-	98.2
October '06	122.5	127.3	122.8	-	-	98.5
September '06	130.3	135.1	129.1	-	-	98.5
August '06	136.5	142.2	130.8	-	-	98.5
July '06	134.4	139.8	129.2	-	-	98.2
June '06	133.7	139.1	129.0	131.5	130.0	96.8
May '06	133.5	139.2	130.3	129.0	126.0	95.0
April '06	133.6	139.6	128.8	125.0	123.0	94.0
March '06	121.9	128.4	125.6	119.0	120.0	86.5
February '06	123.2	129.2	126.2	117.0	126.5	86.5
January '06	123.2	129.1	126.0	110.0	125.0	86.5

5

Retail Motor Fuel Prices — Haines Junction

	Self-serve			Full-serve		
	regular	premium	diesel	regular	diesel	propane
24-Sep-08	146.0	153.5	147.3	142.9	147.9	108.9
10-Sep-08	147.3	155.9	150.9	142.9	147.9	108.9
27-Aug-08	151.5	160.9	155.0	142.9	149.9	108.9
13-Aug-08	151.7	161.2	155.9	142.9	149.9	108.9
30-Jul-08	153.9	162.2	160.2	149.9	158.9	108.9
16-Jul-08	155.2	163.9	160.7	149.9	158.9	108.9
2-Jul-08	153.2	162.9	159.0	146.9	156.9	108.9
18-Jun-08	153.0	162.6	158.0	146.9	154.9	108.9
4-Jun-08	145.9	155.2	153.9	140.9	151.9	105.9
21-May-08	145.9	155.2	149.4	140.9	151.9	105.9
7-May-08	145.7	154.9	149.2	140.9	151.9	105.9
22-Apr-08	133.7	143.2	143.2	130.9	135.9	105.9
9-Apr-08	125.3	133.7	137.6	122.9	131.9	105.9
26-Mar-08	124.0	132.5	127.3	117.9	120.9	92.9
12-Mar-08	124.0	132.5	123.6	117.9	120.9	92.9
27-Feb-08	117.5	122.9	121.5	117.9	120.9	92.9
13-Feb-08	117.9	122.9	120.9	117.9	120.9	92.9
30-Jan-08	117.5	122.9	121.5	117.9	120.9	92.9
16-Jan-08	117.5	122.9	121.5	117.9	120.9	92.9
2-Jan-08	117.5	122.9	121.5	117.9	120.9	92.9
19-Dec-07	121.3	130.4	122.9	117.9	116.9	92.9
5-Dec-07	121.3	130.4	122.9	117.9	116.9	92.9
21-Nov-07	123.4	130.4	119.4	117.9	116.9	83.9
7-Nov-07	121.3	130.4	119.3	117.9	116.9	83.9
24-Oct-07	120.9	130.2	119.3	117.9	116.9	83.9
10-Oct-07	124.3	132.9	119.3	122.9	116.9	83.9
26-Sep-07	124.3	132.9	119.3	122.9	116.9	83.9
12-Sep-07	125.7	134.6	119.4	122.9	116.9	83.9
August '07	125.7	134.6	119.4	122.9	116.9	83.9
July '07	125.7	134.6	119.4	122.9	116.9	83.9
June '07	125.7	134.6	119.4	122.9	116.9	79.5
May '07	124.2	133.6	118.8	119.9	116.9	79.5
April '07	119.3	128.8	117.9	114.4	115.4	79.5
March '07	108.2	115.9	109.3	108.9	110.4	79.5
February '07	106.7	114.4	108.6	105.9	115.9	79.5
January '07	106.4	114.2	111.3	105.9	115.9	79.5
December '06	106.0	113.9	107.0	105.9	105.9	79.5
November '06	106.0	113.9	106.0	105.9	105.9	79.5
October '06	106.9	114.9	107.9	105.9	105.9	79.5
September '06	116.9	124.1	117.9	114.9	114.9	79.5
August '06	125.5	133.2	118.2	125.2	116.6	79.5
July '06	121.2	128.3	115.0	119.9	114.4	79.5
June '06	120.4	127.4	114.3	117.9	112.9	79.5
May '06	118.7	128.9	115.4	118.9	112.9	79.5
April '06	120.7	127.7	115.7	116.9	111.4	79.5
March '06	107.9	115.4	111.9	105.9	105.9	79.5
February '06	110.4	116.9	110.4	110.9	109.4	79.5
January '06	110.9	116.9	110.9	110.9	107.9	79.5

6

Retail Motor Fuel Prices — Mayo

	Self-serve			Full-serve			
	regular	premium	diesel	regular	premium	diesel	propane
24-Sep-08	162.5	167.0	159.5	169.9	-	169.9	129.0
10-Sep-08	162.5	167.0	159.5	166.9	-	166.9	129.0
27-Aug-08	164.5	167.0	161.5	169.9	-	188.3	129.0
13-Aug-08	166.5	172.0	164.5	169.9	-	169.9	129.0
30-Jul-08	166.5	172.0	164.5	169.9	-	183.3	129.3
16-Jul-08	166.5	172.0	164.5	169.9	-	169.9	129.9
2-Jul-08	162.5	172.0	160.5	167.9	-	157.9	102.9
18-Jun-08	162.5	172.0	160.5	163.9	-	159.9	99.2
4-Jun-08	153.5	165.0	155.0	159.9	-	159.9	129.1
21-May-08	153.5	165.0	155.0	159.9	-	159.9	99.2
7-May-08	153.5	165.0	146.0	149.9	-	159.9	99.2
22-Apr-08	147.5	153.0	143.5	149.9	-	159.9	99.2
9-Apr-08	139.5	147.0	136.5	149.9	-	159.9	99.2
26-Mar-08	139.5	147.0	136.5	139.9	-	138.5	99.2
12-Mar-08	137.5	140.9	129.0	139.9	-	138.5	99.2
27-Feb-08	136.9	140.9	128.9	139.9	-	138.5	99.2
13-Feb-08	136.9	140.9	128.9	139.9	-	138.5	99.2
30-Jan-08	136.9	140.9	128.9	139.9	-	138.5	99.2
16-Jan-08	136.9	140.9	128.9	139.9	-	138.5	99.2
2-Jan-08	136.9	140.9	128.9	139.9	-	138.5	99.2
19-Dec-07	136.9	140.9	128.9	139.9	-	138.5	92.9
5-Dec-07	136.9	140.9	128.9	139.9	-	122.9	99.2
21-Nov-07	136.9	140.9	128.9	139.9	-	122.9	99.2
7-Nov-07	136.9	140.9	128.9	139.9	-	129.0	99.2
24-Oct-07	136.9	140.9	128.9	139.9	-	122.9	99.2
10-Oct-07	136.9	140.9	128.9	139.9	-	122.9	99.2
26-Sep-07	136.9	140.9	128.9	138.0	-	125.5	99.2
12-Sep-07	136.9	140.9	128.9	138.0	-	125.5	99.2
August '07	136.9	140.9	128.9	138.0	-	125.5	99.2
July '07	136.9	140.9	128.9	134.9	-	123.4	99.2
June '07	136.9	140.9	128.9	137.4	-	123.2	99.2
May '07	132.9	132.9	124.9	128.2	-	125.2	92.3
April '07	128.9	132.9	120.9	118.8	-	122.9	92.3
March '07	120.9	132.9	120.9	117.4	-	122.9	92.3
February '07	120.9	132.9	120.9	113.9	-	122.9	92.3
January '07	120.9	132.9	127.9	115.1	-	121.2	92.3
December '06	112.9	132.9	115.9	114.9	-	120.4	92.3
November '06	112.9	132.9	115.9	115.9	-	120.4	92.3
October '06	117.9	132.9	121.9	117.9	-	122.9	92.3
September '06	125.9	132.9	127.9	134.9	-	128.9	92.3
August '06	128.2	132.9	128.2	134.1	-	128.6	92.8
July '06	124.9	132.9	124.9	128.4	-	127.4	93.2
June '06	124.9	132.9	124.9	124.4	-	127.4	93.2
May '06	124.9	132.9	124.9	124.4	-	127.4	92.3
April '06	119.9	132.9	123.4	119.9	-	127.4	92.3
March '06	112.2	132.9	121.9	115.4	-	127.4	92.3
February '06	110.9	132.9	121.9	115.4	-	127.4	92.3
January '06	116.9	132.9	125.9	115.4	-	127.4	92.3

7

Retail Motor Fuel Prices — Teslin

	Self-serve				Full-serve
	regular	mid-grade	premium	diesel	propane
24-Sep-08	141.4	-	143.0	146.9	115.0
10-Sep-08	141.4	-	143.9	147.4	115.9
27-Aug-08	142.4	-	147.9	149.4	115.9
13-Aug-08	144.4	-	145.9	152.4	115.9
30-Jul-08	146.9	-	150.9	155.4	110.0
16-Jul-08	147.9	-	150.9	155.9	115.0
2-Jul-08	145.9	-	148.9	152.4	115.0
18-Jun-08	145.9	-	149.9	152.4	115.0
4-Jun-08	139.4	-	142.9	148.9	110.0
21-May-08	138.9	-	142.9	144.4	110.0
7-May-08	137.4	-	139.9	142.4	100.0
22-Apr-08	127.9	-	130.9	137.4	100.0
9-Apr-08	122.9	-	124.9	134.4	100.0
26-Mar-08	120.9	-	126.9	129.4	90.0
12-Mar-08	118.9	-	122.9	124.9	90.0
27-Feb-08	115.9	-	121.9	120.9	90.0
13-Feb-08	115.9	-	121.9	120.9	90.0
30-Jan-08	115.9	-	121.9	120.9	90.0
16-Jan-08	115.9	-	121.9	120.9	90.0
2-Jan-08	115.9	-	121.9	120.9	90.0
19-Dec-07	115.9	-	121.9	120.9	90.0
5-Dec-07	115.9	-	121.9	120.9	90.0
21-Nov-07	115.8	-	121.9	117.5	N/A
7-Nov-07	117.5	-	N/A	110.9	90.0
24-Oct-07	119.0	-	123.9	108.0	90.0
10-Oct-07	118.5	-	123.9	108.5	90.0
26-Sep-07	121.9	-	126.9	112.4	90.0
12-Sep-07	121.9	-	126.9	112.4	90.0
August '07	121.9	-	126.9	111.4	90.0
July '07	121.9	-	126.9	111.4	90.0
June '07	121.4	-	125.9	111.4	90.0
May '07	116.7	-	119.9	109.9	90.0
April '07	109.4	-	113.9	107.9	90.0
March '07	100.9	-	103.9	104.8	90.0
February '07	98.9	-	103.9	106.4	90.0
January '07	101.1	-	105.9	109.6	90.0
December '06	97.7	-	102.9	101.4	90.0
November '06	96.9	-	102.9	101.4	90.0
October '06	103.2	-	107.4	104.2	90.5
September '06	113.3	117.0	117.5	114.5	90.0
August '06	120.8	123.6	126.6	115.4	90.0
July '06	116.7	118.4	121.4	109.4	90.0
June '06	112.9	115.9	118.9	108.7	90.0
May '06	112.9	115.9	118.9	106.4	89.0
April '06	119.0	121.5	123.5	104.2	84.9
March '06	101.9	104.9	106.9	106.4	95.9
February '06	105.9	107.9	109.9	111.7	95.4
January '06	105.9	107.9	109.9	112.9	91.4

8

Retail Motor Fuel Prices — Watson Lake

	Self-serve			Full-serve		
	regular	premium	diesel	regular	diesel	propane
24-Sep-08	146.4	155.9	146.9	-	159.9	122.2
10-Sep-08	147.9	157.9	147.9	-	159.9	118.9
27-Aug-08	147.9	157.9	147.9	-	159.9	118.9
13-Aug-08	152.4	159.4	153.9	-	159.9	118.9
30-Jul-08	152.4	157.9	153.9	-	159.9	118.9
16-Jul-08	152.9	163.5	159.4	-	159.9	118.6
2-Jul-08	151.4	157.9	156.4	-	159.9	118.9
18-Jun-08	151.4	157.9	158.4	-	159.9	118.6
4-Jun-08	143.4	150.9	151.9	-	149.9	118.0
21-May-08	142.4	149.9	150.9	-	143.9	118.0
7-May-08	142.9	149.9	147.9	-	143.9	107.9
22-Apr-08	138.9	146.9	145.9	-	139.9	110.0
9-Apr-08	135.9	143.9	140.9	-	139.9	105.5
26-Mar-08	130.9	138.9	140.9	-	133.9	99.5
12-Mar-08	129.9	138.9	134.9	-	120.9	89.9
27-Feb-08	128.9	137.9	131.9	-	120.9	89.9
13-Feb-08	126.9	133.9	129.9	-	120.9	89.9
30-Jan-08	126.9	139.9	129.9	-	120.9	89.9
16-Jan-08	126.9	137.9	129.9	-	120.9	89.9
2-Jan-08	126.9	137.9	135.9	-	120.9	89.9
19-Dec-07	125.9	134.4	131.9	-	120.9	89.9
5-Dec-07	124.9	135.9	133.9	-	120.9	89.9
21-Nov-07	122.4	132.4	120.9	-	120.9	89.9
7-Nov-07	119.9	132.4	118.4	-	120.9	89.9
24-Oct-07	120.9	133.6	115.2	-	120.9	89.9
10-Oct-07	121.9	133.2	116.6	-	120.9	89.9
26-Sep-07	120.9	133.2	117.6	-	120.9	89.9
12-Sep-07	120.9	133.2	116.2	-	120.9	89.9
August '07	124.1	132.7	115.8	-	120.9	89.9
July '07	123.7	132.1	115.2	-	120.9	89.9
June '07	125.7	133.4	115.7	-	120.9	89.9
May '07	123.3	129.3	115.6	-	120.9	89.9
April '07	114.6	121.3	114.9	119.9	120.9	89.9
March '07	109.9	117.2	110.6	116.9	113.9	89.9
February '07	109.9	117.6	111.5	116.9	113.9	89.9
January '07	109.9	118.6	113.1	116.9	117.9	89.9
December '06	109.9	118.4	106.6	116.9	117.9	89.9
November '06	109.9	118.7	106.9	116.9	117.9	89.9
October '06	113.4	121.9	110.4	116.9	117.9	89.9
September '06	123.4	129.2	118.4	128.9	121.9	89.9
August '06	125.7	131.8	119.4	128.9	121.9	89.9
July '06	123.5	128.8	117.4	128.9	119.9	89.9
June '06	119.9	125.7	114.3	120.9	117.9	89.9
May '06	119.9	125.7	113.9	120.9	117.9	89.9
April '06	117.3	124.1	115.3	118.9	117.9	89.9
March '06	109.6	118.2	113.2	112.9	117.9	89.9
February '06	109.6	118.2	115.6	112.9	117.9	89.9
January '06	109.6	118.2	115.6	112.9	117.9	89.9

9

Retail Motor Fuel Prices — Other Yukon Communities

Beaver Creek Self-serve			
	regular	premium	diesel
24-Sep-08	152.9	157.9	152.9
10-Sep-08	152.9	157.9	158.9
27-Aug-08	152.9	157.9	158.9
13-Aug-08	152.9	157.9	158.9
30-Jul-08	155.9	169.0	166.9
16-Jul-08	160.9	165.9	168.9
2-Jul-08	157.9	162.9	166.9
18-Jun-08	155.9	161.9	162.9
4-Jun-08	150.9	155.9	162.9
21-May-08	150.9	155.9	156.9
7-May-08	150.9	155.9	156.9
22-Apr-08	138.9	143.9	146.9
9-Apr-08	132.9	137.9	140.9
26-Mar-08	133.9	138.9	142.9
12-Mar-08	133.9	138.9	126.9
27-Feb-08	128.9	133.9	126.9
13-Feb-08	128.9	133.9	126.9
30-Jan-08	128.9	133.9	126.9
16-Jan-08	128.9	133.9	126.9
2-Jan-08	N/A	N/A	N/A
19-Dec-07	128.9	133.9	126.9
5-Dec-07	128.9	133.9	126.9
21-Nov-07	128.9	133.9	122.9
7-Nov-07	128.9	133.9	122.9
24-Oct-07	128.9	133.9	122.9
10-Oct-07	128.9	133.9	122.9
26-Sep-07	128.9	133.9	122.9
12-Sep-07	131.3	133.9	124.4
August '07	131.3	133.9	124.4
July '07	131.3	133.9	122.9
June '07	130.8	133.9	124.0
May '07	129.5	132.4	124.0
Apr '07	126.9	128.4	124.4
Mar '07	124.6	120.9	121.2
Feb '07	123.3	120.9	120.4
Jan '07	123.3	120.9	123.9
Dec '06	120.3	120.9	121.1
Nov '06	120.3	120.9	120.3
Oct '06	122.3	120.9	120.4
Sept '06	127.3	126.9	123.4
Aug '06	130.4	137.6	123.8
July '06	126.7	133.4	122.9
June '06	125.9	131.9	122.4
May '06	124.2	126.0	121.7
Apr '06	124.4	131.0	119.9
Mar '06	118.0	119.2	118.0
Feb '06	124.5	120.9	125.0
Jan '06	124.8	120.9	123.5

Burwash Landing Full-serve		
	regular	diesel
24-Sep-08	149.9	148.9
10-Sep-08	149.9	148.9
27-Aug-08	155.9	165.9
13-Aug-08	155.9	165.9
30-Jul-08	158.9	165.9
16-Jul-08	158.9	165.9
2-Jul-08	158.9	165.9
18-Jun-08	153.9	165.9
4-Jun-08	153.9	165.9
21-May-08	143.9	150.9
7-May-08	143.9	150.9
22-Apr-08	N/A	N/A
9-Apr-08	N/A	N/A
26-Mar-08	N/A	N/A
12-Mar-08	N/A	N/A
27-Feb-08	N/A	N/A
13-Feb-08	N/A	N/A
30-Jan-08	N/A	N/A
16-Jan-08	N/A	N/A
2-Jan-08	129.9	129.9
19-Dec-07	N/A	N/A
5-Dec-07	129.0	127.0
21-Nov-07	N/A	N/A
7-Nov-07	N/A	N/A
24-Oct-07	N/A	N/A
10-Oct-07	129.9	127.9
26-Sep-07	129.9	127.9
12-Sep-07	129.9	126.9
August '07	129.9	126.9
July '07	127.9	126.9
June '07	126.9	126.9
May '07	121.9	121.9
Apr '07	N/A	N/A
Mar '07	N/A	N/A
Feb '07	106.9	109.9
Jan '07	106.9	109.9
Dec '06	106.9	109.9
Nov '06	106.9	109.9
Oct '06	109.5	111.9
Sept '06	120.5	117.5
Aug '06	129.9	119.9
July '06	N/A	N/A
June '06	122.5	N/A
May '06	N/A	N/A
Apr '06	N/A	N/A
Mar '06	N/A	N/A
Feb '06	N/A	N/A
Jan '06	N/A	N/A

9

Retail Motor Fuel Prices — Other Yukon Communities

	Carcross Self-serve		
	regular	premium	diesel
24-Sep-08	136.9	149.9	147.9
10-Sep-08	145.9	149.9	149.9
27-Aug-08	145.9	149.9	149.9
13-Aug-08	145.9	149.9	157.0
30-Jul-08	N/A	N/A	N/A
16-Jul-08	149.9	154.9	159.9
2-Jul-08	149.9	154.9	159.9
18-Jun-08	149.9	154.9	159.9
4-Jun-08	149.9	159.9	159.9
21-May-08	149.9	157.9	157.9
7-May-08	144.9	149.9	149.9
22-Apr-08	134.9	139.9	144.9
9-Apr-08	129.9	138.9	142.9
26-Mar-08	125.9	132.9	141.9
12-Mar-08	123.0	129.9	126.0
27-Feb-08	119.9	129.9	121.9
13-Feb-08	119.9	129.9	121.9
30-Jan-08	119.9	124.9	121.9
16-Jan-08	119.9	124.9	121.9
2-Jan-08	119.9	124.9	121.9
19-Dec-07	119.9	129.9	121.9
5-Dec-07	119.9	124.9	119.9
21-Nov-07	115.0	124.9	117.9
7-Nov-07	115.0	124.9	117.9
24-Oct-07	119.0	124.9	117.9
10-Oct-07	123.5	129.9	114.9
26-Sep-07	123.5	129.9	114.9
12-Sep-07	124.9	129.9	114.9
August '07	124.9	129.9	114.9
July '07	129.9	136.9	121.9
June '07	129.9	136.9	121.9
May '07	124.9	134.9	121.9
Apr '07	115.9	125.9	121.9
Mar '07	110.9	120.9	118.4
Feb '07	105.9	115.9	114.9
Jan '07	105.6	125.2	114.9
Dec '06	99.7	129.9	110.9
Nov '06	99.5	129.9	110.9
Oct '06	113.9	129.9	121.9
Sept '06	119.9	129.9	124.9
August '06	123.2	133.6	123.2
July '06	121.9	129.9	119.9
June '06	120.9	129.9	119.9
May '06	120.9	129.9	119.9
Apr '06	119.9	127.9	116.4
Mar '06	104.9	114.6	114.4
Feb '06	106.9	117.9	117.9
Jan '06	108.9	119.9	121.9

	Destruction Bay Self-serve			Full-serve
	regular	premium	diesel	propane
24-Sep-08	146.9	151.9	146.9	155.9
10-Sep-08	146.9	151.9	152.9	106.9
27-Aug-08	146.9	151.9	152.9	106.9
13-Aug-08	146.9	151.9	152.9	106.9
30-Jul-08	149.9	154.9	160.9	110.0
16-Jul-08	141.9	156.9	162.9	110.0
2-Jul-08	151.9	156.9	160.9	106.9
18-Jun-08	151.9	156.9	156.9	106.9
4-Jun-08	144.9	149.9	156.9	106.9
21-May-08	144.9	149.0	150.9	106.9
7-May-08	149.0	149.0	150.0	106.9
22-Apr-08	132.9	141.9	140.9	106.9
9-Apr-08	129.9	135.9	138.9	106.9
26-Mar-08	130.9	135.9	139.9	106.9
12-Mar-08	130.9	135.9	123.9	106.9
27-Feb-08	125.9	130.9	123.9	106.9
13-Feb-08	125.9	130.9	123.9	106.9
30-Jan-08	125.9	130.9	123.9	106.9
16-Jan-08	125.9	130.9	123.9	106.9
2-Jan-08	125.9	130.9	123.9	106.9
19-Dec-07	125.9	130.9	123.9	106.9
5-Dec-07	125.9	130.9	123.9	106.9
21-Nov-07	125.9	130.9	119.9	106.9
7-Nov-07	125.9	130.9	119.9	106.9
24-Oct-07	125.9	130.9	119.9	106.9
10-Oct-07	125.9	130.9	119.9	106.9
26-Sep-07	125.9	130.9	119.9	106.9
12-Sep-07	125.9	130.9	119.9	106.9
August '07	125.9	130.9	119.9	106.9
July '07	125.9	130.9	119.9	106.9
June '07	125.9	130.9	119.9	106.9
May '07	122.9	130.4	119.9	108.4
Apr '07	117.4	126.4	119.9	109.9
Mar '07	112.4	121.4	113.4	108.4
Feb '07	109.9	119.9	111.9	106.9
Jan '07	109.9	117.9	118.9	106.9
Dec '06	109.9	117.9	111.4	106.9
Nov '06	109.9	117.9	109.9	101.0
Oct '06	110.9	117.9	110.8	98.9
Sept '06	117.9	123.9	117.9	98.9
August '06	127.6	133.9	118.9	98.9
July '06	122.9	128.9	116.9	98.9
June '06	122.9	128.9	112.9	94.4
May '06	122.9	128.9	112.9	94.4
Apr '06	122.9	128.9	112.9	89.9
Mar '06	108.9	119.9	108.9	89.9
Feb '06	112.9	118.9	113.9	89.9
Jan '06	112.9	118.9	113.9	89.9

9

Retail Motor Fuel Prices — Other Yukon Communities

	Pelly Crossing		Ross River		Tagish Self-serve				Full-serve	
	regular	diesel	regular	diesel	regular	premium	diesel	propane		
24-Sep-08	159.9	164.9	24-Sep-08	161.9	169.9	24-Sep-08	141.4	146.8	149.9	106.0
10-Sep-08	159.9	164.9	10-Sep-08	161.9	169.9	10-Sep-08	140.9	149.8	146.4	106.0
27-Aug-08	159.9	174.9	27-Aug-08	161.9	169.9	27-Aug-08	142.9	149.8	149.4	106.0
13-Aug-08	159.9	174.9	13-Aug-08	161.9	169.9	13-Aug-08	145.9	149.8	153.4	106.0
30-Jul-08	159.9	174.9	30-Jul-08	161.9	169.9	30-Jul-08	147.4	154.8	155.9	106.0
16-Jul-08	159.9	169.9	16-Jul-08	161.9	169.9	16-Jul-08	148.4	154.8	155.9	106.0
2-Jul-08	159.9	169.9	2-Jul-08	161.9	169.9	2-Jul-08	148.4	154.8	155.9	106.0
18-Jun-08	154.9	169.9	18-Jun-08	N/A	N/A	18-Jun-08	148.4	154.8	155.9	106.0
4-Jun-08	149.9	159.9	4-Jun-08	147.9	156.9	4-Jun-08	142.9	146.8	148.9	106.0
21-May-08	149.9	159.9	21-May-08	147.9	156.9	21-May-08	140.9	142.8	145.9	106.0
7-May-08	139.9	149.9	7-May-08	147.9	156.9	7-May-08	139.9	139.8	145.9	106.0
22-Apr-08	139.9	149.9	22-Apr-08	142.9	151.9	22-Apr-08	129.8	133.8	139.8	106.0
9-Apr-08	139.9	149.9	9-Apr-08	135.9	151.9	9-Apr-08	122.9	130.8	132.9	96.0
26-Mar-08	129.9	139.9	26-Mar-08	135.9	151.9	26-Mar-08	122.9	127.8	127.4	96.0
12-Mar-08	129.9	139.9	12-Mar-08	135.9	151.9	12-Mar-08	122.9	127.8	127.4	96.0
27-Feb-08	129.9	139.9	27-Feb-08	128.9	132.9	27-Feb-08	120.4	127.8	122.4	96.0
13-Feb-08	129.9	139.9	13-Feb-08	128.9	132.9	13-Feb-08	120.4	127.8	122.4	96.0
30-Jan-08	129.9	139.9	30-Jan-08	128.9	132.9	30-Jan-08	120.4	127.8	125.9	95.0
16-Jan-08	129.9	149.9	16-Jan-08	128.9	132.9	16-Jan-08	122.4	127.8	123.9	85.0
2-Jan-08	129.9	139.9	2-Jan-08	128.9	132.9	2-Jan-08	122.4	127.8	122.9	85.0
19-Dec-07	129.9	132.9	19-Dec-07	129.9	132.9	19-Dec-07	122.4	127.8	125.9	85.0
5-Dec-07	N/A	N/A	5-Dec-07	N/A	N/A	5-Dec-07	122.4	127.8	125.9	85.0
21-Nov-07	129.9	124.9	21-Nov-07	128.9	132.9	21-Nov-07	124.9	N/A	118.9	89.0
7-Nov-07	129.9	124.9	7-Nov-07	128.9	132.9	7-Nov-07	124.9	N/A	118.9	N/A
24-Oct-07	129.9	124.9	24-Oct-07	128.9	132.9	24-Oct-07	120.4	N/A	115.9	85.0
10-Oct-07	129.9	124.9	10-Oct-07	128.9	132.9	10-Oct-07	122.4	127.8	115.9	85.0
26-Sep-07	129.9	124.9	26-Sep-07	128.9	127.9	26-Sep-07	122.4	127.8	115.9	85.0
12-Sep-07	129.9	124.9	12-Sep-07	128.9	127.9	12-Sep-07	122.4	127.8	115.9	85.0
August '07	129.9	125.6	August '07	128.9	121.9	August '07	121.7	127.8	115.4	85.0
July '07	129.9	124.9	July '07	128.9	121.9	July '07	121.4	127.8	114.4	85.0
June '07	129.9	124.9	June '07	123.9	113.9	June '07	120.7	127.8	113.9	85.0
May '07	129.9	124.9	May '07	123.9	113.9	May '07	115.4	122.3	114.4	85.0
Apr '07	119.9	124.9	Apr '07	119.9	124.9	Apr '07	111.4	116.8	112.9	85.0
Mar '07	111.4	124.9	Mar '07	119.9	124.9	Mar '07	107.4	108.8	110.9	85.0
Feb '07	108.9	124.9	Feb '07	119.9	124.9	Feb '07	104.4	104.8	110.2	85.0
Jan '07	116.9	129.9	Jan '07	119.9	124.9	Jan '07	105.2	104.8	113.7	85.0
Dec '06	111.9	113.9	Dec '06	119.9	124.9	Dec '06	107.4	104.8	111.2	85.0
Nov '06	111.9	113.9	Nov '06	119.9	124.9	Nov '06	104.9	105.8	108.4	85.0
Oct '06	111.9	113.9	Oct '06	119.9	124.9	Oct '06	105.2	108.3	109.4	85.0
Sept '06	117.9	120.4	Sept '06	129.9	129.9	Sept '06	114.2	121.8	113.7	85.0
August '06	128.2	126.6	August '06	132.2	127.2	August '06	122.4	116.7	-	-
July '06	129.9	124.9	July '06	132.4	121.9	July '06	120.9	113.2	-	-
June '06	124.9	119.9	June '06	127.9	121.9	June '06	118.4	111.4	-	-
May '06	118.9	119.9	May '06	121.9	123.9	May '06	117.4	113.0	-	-
Apr '06	124.9	119.9	Apr '06	115.9	119.9	Apr '06	108.9	110.5	-	-
Mar '06	109.6	117.2	Mar '06	115.9	119.9	Mar '06	102.6	109.3	-	-
Feb '06	112.9	119.9	Feb '06	115.9	119.9	Feb '06	107.9	113.0	-	-
Jan '06	112.9	119.9	Jan '06	115.9	122.9	Jan '06	108.4	114.9	-	-

10

Residential Fuel Prices in the Yukon

Average prices as of September 24th, 2008

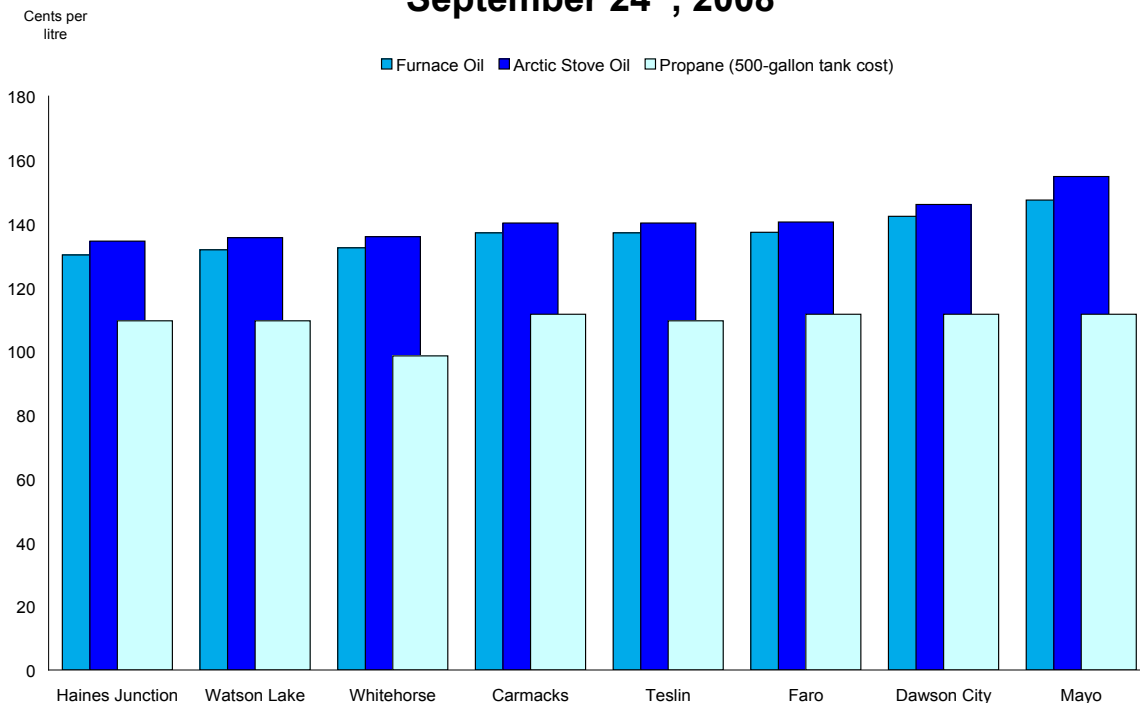
	Residential Heating Fuels		
	Furnace Oil	Arctic Stove Oil	Propane (500-gallon tank cost)
Whitehorse	132.4	135.9	98.5
Carmacks	137.1	140.2	111.6
Dawson City	142.3	146.0	111.6
Faro	137.3	140.5	111.6
Haines Junction	130.2	134.5	109.5
Mayo	147.4	154.8	111.6
Teslin	137.1	140.2	109.5
Watson Lake	131.8	135.6	109.5

Notes: All prices are Canadian cents per litre, including all applicable taxes.
 "N/A" indicates this information is not available for the reporting period.

Average prices for residential furnace oil in the Yukon range from 130.2¢ per litre in Haines Junction to 147.4¢ per litre in Mayo. The price of arctic stove oil varies from 134.5¢ per litre in Haines Junction to 154.8¢ per litre in Mayo. Whitehorse had the lowest propane price at 98.5¢ per litre, while Carmacks, Dawson City, Faro and Mayo had the highest at 111.6¢ per litre.

Price discounts may apply to seniors, members of unions or service groups, or for quick payment. Ask your fuel supplier for details.

Average Residential Heating Fuel Prices September 24th, 2008



Residential Heating Fuel Prices — Whitehorse

	Furnace Oil	Arctic Stove Oil	Propane (500-gallon tank cost)
24-Sep-08	132.4	135.9	98.5
10-Sep-08	135.7	139.3	97.4
27-Aug-08	134.9	138.3	97.9
13-Aug-08	139.1	142.3	97.9
30-Jul-08	140.0	143.5	97.9
16-Jul-08	146.9	150.4	99.0
2-Jul-08	144.0	147.2	99.9
18-Jun-08	142.4	145.6	99.9
4-Jun-08	139.0	141.9	97.3
21-May-08	137.9	141.7	107.1
7-May-08	130.1	133.5	93.5
22-Apr-08	127.7	131.1	93.5
9-Apr-08	125.1	128.5	93.5
26-Mar-08	122.7	125.8	93.5
12-Mar-08	116.8	120.0	88.2
27-Feb-08	112.5	115.7	88.2
13-Feb-08	109.3	112.4	88.2
30-Jan-08	109.6	112.4	88.2
16-Jan-08	112.9	116.3	86.1
2-Jan-08	112.6	115.8	83.5
19-Dec-07	113.4	116.6	82.0
5-Dec-07	112.6	115.8	78.9
21-Nov-07	109.2	112.1	77.3
7-Nov-07	103.8	107.0	77.3
24-Oct-07	101.2	104.4	73.8
10-Oct-07	98.3	102.0	73.8
26-Sep-07	98.3	101.7	73.8
12-Sep-07	99.6	102.8	72.2
August '07	97.9	101.6	72.1
July '07	95.5	99.2	70.7
June '07	95.8	99.2	70.4
May '07	97.3	100.4	70.4
April '07	99.8	103.0	69.6
March '07	98.0	101.1	68.8
February '07	96.4	99.4	68.8
January '07	98.0	101.1	67.0
December '06	92.6	95.9	65.4
November '06	87.6	91.0	65.4
October '06	87.0	90.4	66.3
September '06	92.5	95.9	66.3
August '06	105.4	108.7	68.4
July '06	99.7	103.1	70.0
June '06	97.8	101.2	67.7
May '06	95.5	98.9	67.7
April '06	95.6	99.5	73.2
March '06	88.2	92.0	65.2
February '06	91.0	95.1	65.2
January '06	94.3	98.4	63.1

12

Residential Heating Fuel Prices — Carmacks

	Furnace Oil	Arctic Stove Oil	Propane (500-gallon tank cost)
24-Sep-08	137.1	140.2	111.6
10-Sep-08	138.6	142.0	112.7
27-Aug-08	138.6	142.0	113.7
13-Aug-08	150.3	153.5	113.7
30-Jul-08	150.3	153.5	113.7
16-Jul-08	146.1	156.9	113.7
2-Jul-08	146.1	156.9	109.2
18-Jun-08	143.9	147.1	109.2
4-Jun-08	143.9	147.1	109.2
21-May-08	132.3	135.5	109.2
7-May-08	132.3	135.5	109.2
22-Apr-08	129.1	132.3	109.2
9-Apr-08	129.1	132.3	109.2
26-Mar-08	124.9	128.0	109.2
12-Mar-08	118.5	121.7	98.6
27-Feb-08	114.3	117.4	98.6
13-Feb-08	114.3	117.4	98.6
30-Jan-08	117.4	120.6	98.6
16-Jan-08	117.4	120.6	94.3
2-Jan-08	117.4	120.6	94.3
19-Dec-07	117.4	120.6	94.3
5-Dec-07	117.4	120.6	92.2
21-Nov-07	111.1	114.3	89.0
7-Nov-07	102.6	105.8	89.0
24-Oct-07	102.6	105.8	89.0
10-Oct-07	102.6	105.8	89.0
26-Sep-07	102.6	105.8	89.0
12-Sep-07	102.6	105.8	85.8
August '07	102.6	105.8	85.4
July '07	102.6	105.8	84.4
June '07	102.6	105.8	83.8
May '07	101.5	104.7	83.8
April '07	101.5	104.7	82.7
March '07	101.5	104.7	81.5
February '07	101.5	104.7	81.5
January '07	102.6	110.4	78.1
December '06	96.2	100.5	76.8
November '06	90.9	95.2	76.8
October '06	91.7	96.0	76.6
September '06	96.9	101.2	76.6
August '06	108.4	112.7	77.3
July '06	101.3	105.6	77.3
June '06	100.3	104.6	78.9
May '06	101.3	105.6	75.1
April '06	99.7	104.0	73.2
March '06	95.2	99.5	73.2
February '06	96.0	100.3	73.2
January '06	98.8	104.5	73.2

13

Residential Heating Fuel Prices — Dawson City

	Furnace Oil	Arctic Stove Oil	Propane (500-gallon tank cost)
24-Sep-08	142.3	146.0	111.6
10-Sep-08	143.6	147.3	112.7
27-Aug-08	143.6	147.3	113.7
13-Aug-08	148.9	152.6	113.7
30-Jul-08	154.8	158.5	113.7
16-Jul-08	152.6	156.4	113.7
2-Jul-08	150.5	153.7	109.2
18-Jun-08	151.6	152.6	109.2
4-Jun-08	151.6	152.6	109.2
21-May-08	139.9	146.8	109.2
7-May-08	139.9	143.1	109.2
22-Apr-08	132.9	137.0	109.2
9-Apr-08	132.9	132.7	109.2
26-Mar-08	128.7	126.9	109.2
12-Mar-08	120.5	123.7	98.6
27-Feb-08	118.1	120.5	98.6
13-Feb-08	116.8	120.5	98.6
30-Jan-08	121.3	122.1	98.6
16-Jan-08	116.3	120.0	94.3
2-Jan-08	116.3	120.0	94.3
19-Dec-07	116.3	120.0	94.3
5-Dec-07	116.3	120.0	92.2
21-Nov-07	117.2	120.9	91.2
7-Nov-07	112.9	116.7	91.2
24-Oct-07	114.0	117.7	91.2
10-Oct-07	114.0	117.7	91.2
26-Sep-07	114.0	117.7	91.2
12-Sep-07	114.0	117.7	87.9
August '07	114.0	117.7	87.9
July '07	114.6	117.7	87.4
June '07	114.0	117.7	86.8
May '07	113.5	117.2	86.8
April '07	113.5	117.2	85.2
March '07	112.4	116.1	83.6
February '07	111.4	115.1	83.6
January '07	110.6	113.8	80.3
December '06	105.5	109.3	79.0
November '06	102.3	106.6	79.0
October '06	103.5	107.8	78.7
September '06	112.5	116.8	78.7
August '06	119.0	122.7	79.5
July '06	111.3	115.6	79.5
June '06	111.3	115.6	77.4
May '06	108.1	112.4	76.3
April '06	110.4	114.8	75.3
March '06	106.3	110.6	75.3
February '06	109.2	113.5	75.3
January '06	111.3	115.6	75.3

14

Residential Heating Fuel Prices — Faro

	Furnace Oil	Arctic Stove Oil	Propane (500-gallon tank cost)
24-Sep-08	137.3	140.5	111.6
10-Sep-08	139.9	143.1	112.7
27-Aug-08	139.9	143.1	113.7
13-Aug-08	150.5	153.7	113.7
30-Jul-08	150.5	153.7	113.7
16-Jul-08	146.3	149.5	113.7
2-Jul-08	146.3	149.5	109.2
18-Jun-08	144.2	147.3	109.2
4-Jun-08	144.2	147.3	109.2
21-May-08	132.5	135.7	109.2
7-May-08	132.5	135.7	109.2
22-Apr-08	129.3	132.5	109.2
9-Apr-08	129.3	132.5	109.2
26-Mar-08	125.1	128.3	109.2
12-Mar-08	118.7	121.9	98.6
27-Feb-08	114.6	117.8	98.6
13-Feb-08	114.6	116.7	98.6
30-Jan-08	117.7	120.8	98.6
16-Jan-08	117.7	120.8	94.3
2-Jan-08	117.7	120.8	94.3
19-Dec-07	117.7	120.8	94.3
5-Dec-07	117.7	120.8	92.2
21-Nov-07	112.1	114.5	91.2
7-Nov-07	102.8	106.0	91.2
24-Oct-07	102.8	106.0	91.2
10-Oct-07	102.8	106.0	91.2
26-Sep-07	102.8	106.0	91.2
12-Sep-07	102.8	106.0	87.9
August '07	102.8	106.0	87.9
July '07	102.8	106.0	87.4
June '07	102.8	106.0	86.8
May '07	101.8	104.9	86.8
April '07	101.8	104.9	85.2
March '07	101.8	104.9	83.6
February '07	101.8	104.9	83.6
January '07	103.2	107.1	80.3
December '06	101.8	100.7	79.0
November '06	101.8	95.4	79.0
October '06	97.2	96.2	78.7
September '06	97.2	101.4	78.7
August '06	108.6	112.9	79.5
July '06	101.5	105.8	79.5
June '06	101.5	105.8	77.4
May '06	101.5	105.8	75.3
April '06	99.9	104.2	73.2
March '06	95.5	99.7	73.2
February '06	96.2	100.5	73.2
January '06	100.5	104.8	73.2

	Furnace Oil	Arctic Stove Oil	Propane (500-gallon tank cost)
24-Sep-08	130.2	134.5	109.5
10-Sep-08	132.3	137.0	110.6
27-Aug-08	131.8	135.5	111.6
13-Aug-08	140.5	142.8	111.6
30-Jul-08	147.7	146.5	111.6
16-Jul-08	145.5	150.8	111.6
2-Jul-08	141.3	145.8	107.1
18-Jun-08	140.2	144.7	107.1
4-Jun-08	139.2	141.5	107.1
21-May-08	131.5	136.1	107.1
7-May-08	130.7	133.1	107.1
22-Apr-08	128.3	132.9	107.1
9-Apr-08	125.9	130.2	107.1
26-Mar-08	119.0	124.2	107.1
12-Mar-08	115.9	121.8	96.5
27-Feb-08	109.8	115.2	96.5
13-Feb-08	108.2	111.3	96.5
30-Jan-08	112.7	112.6	96.5
16-Jan-08	113.7	115.4	92.2
2-Jan-08	113.7	116.5	92.2
19-Dec-07	114.6	119.3	92.2
5-Dec-07	113.7	116.8	90.1
21-Nov-07	110.6	115.4	89.0
7-Nov-07	102.1	106.9	89.0
24-Oct-07	101.0	103.4	89.0
10-Oct-07	99.2	95.7	84.0
26-Sep-07	100.2	102.1	89.0
12-Sep-07	97.6	101.1	85.8
August '07	97.7	100.7	85.8
July '07	96.9	99.8	85.3
June '07	96.5	98.4	84.7
May '07	96.8	99.5	84.7
April '07	98.5	101.4	83.1
March '07	97.6	101.4	81.5
February '07	96.0	98.5	81.5
January '07	98.7	102.2	78.1
December '06	90.3	94.0	76.8
November '06	87.1	89.7	76.8
October '06	89.1	91.9	76.6
September '06	97.9	98.6	76.6
August '06	105.6	109.4	77.3
July '06	99.9	104.2	77.3
Jun '06	98.7	102.5	75.3
May '06	97.6	100.1	74.2
April '06	95.7	99.7	73.2
March '06	93.0	96.1	73.2
February '06	92.3	94.9	73.2
January '06	95.7	98.2	73.2

16

Residential Heating Fuel Prices — Mayo

	Furnace Oil	Arctic Stove Oil	Propane (500-gallon tank cost)
24-Sep-08	147.4	154.8	111.6
10-Sep-08	150.1	153.3	112.7
27-Aug-08	150.1	153.3	113.7
13-Aug-08	160.7	163.9	113.7
30-Jul-08	160.7	163.9	113.7
16-Jul-08	156.5	159.6	113.7
2-Jul-08	156.5	159.6	109.2
18-Jun-08	154.3	152.0	109.2
4-Jun-08	154.3	146.5	109.2
21-May-08	142.7	142.6	109.2
7-May-08	133.9	139.8	109.2
22-Apr-08	132.3	138.2	109.2
9-Apr-08	130.2	136.8	109.2
26-Mar-08	128.0	128.8	109.2
12-Mar-08	125.0	126.1	98.6
27-Feb-08	125.0	126.6	98.6
13-Feb-08	123.8	125.4	98.6
30-Jan-08	127.8	128.2	98.6
16-Jan-08	127.8	128.2	94.3
2-Jan-08	127.8	128.2	94.3
19-Dec-07	127.8	128.2	94.3
5-Dec-07	127.8	123.8	92.2
21-Nov-07	121.5	120.6	91.2
7-Nov-07	113.0	116.4	91.2
24-Oct-07	113.0	116.4	91.2
10-Oct-07	113.0	113.7	91.2
26-Sep-07	115.3	115.0	91.2
12-Sep-07	113.7	114.0	87.9
August '07	113.7	115.0	87.9
July '07	114.3	115.0	87.4
June '07	113.0	113.9	86.8
May '07	111.5	112.6	86.8
April '07	111.5	112.8	85.2
March '07	111.3	112.3	83.6
February '07	111.5	112.6	83.6
January '07	110.8	112.1	80.3
December '06	105.4	106.9	79.0
November '06	103.6	105.0	79.0
October '06	106.5	107.9	78.7
September '06	112.1	113.5	78.7
August '06	118.7	120.4	79.5
July '06	112.8	114.2	79.5
June '06	110.9	112.3	77.4
May '06	110.9	112.3	76.3
April '06	109.2	110.9	75.3
March '06	109.5	110.9	75.3
February '06	110.1	111.5	75.3
January '06	112.5	113.9	75.3

17

Residential Heating Fuel Prices — Teslin

	Furnace Oil	Arctic Stove Oil	Propane (500-gallon tank cost)
24-Sep-08	137.1	140.2	109.5
10-Sep-08	138.6	142.9	110.6
27-Aug-08	138.6	142.9	111.6
13-Aug-08	150.3	153.5	111.6
30-Jul-08	150.3	153.5	111.6
16-Jul-08	146.1	149.2	111.6
2-Jul-08	146.1	149.2	107.1
18-Jun-08	143.9	147.1	107.1
4-Jun-08	143.9	147.1	107.1
21-May-08	132.3	135.5	107.1
7-May-08	132.3	131.8	107.1
22-Apr-08	129.1	129.2	107.1
9-Apr-08	129.1	129.2	107.1
26-Mar-08	124.9	122.3	107.1
12-Mar-08	118.5	116.5	96.5
27-Feb-08	114.3	114.4	96.5
13-Feb-08	114.3	114.4	96.5
30-Jan-08	117.4	116.0	96.5
16-Jan-08	117.4	120.6	92.2
2-Jan-08	116.5	118.1	92.2
19-Dec-07	117.4	120.6	92.2
5-Dec-07	117.4	115.4	90.1
21-Nov-07	111.1	111.2	89.0
7-Nov-07	102.6	105.8	89.0
24-Oct-07	102.6	105.8	89.0
10-Oct-07	102.6	105.8	89.0
26-Sep-07	102.6	105.8	89.0
12-Sep-07	102.6	103.8	85.8
August '07	102.6	105.1	85.8
July '07	102.6	105.8	85.3
June '07	102.6	105.8	84.7
May '07	101.5	104.7	84.7
April '07	101.5	103.5	83.1
March '07	101.5	102.7	81.5
February '07	101.5	102.2	81.5
January '07	103.3	101.8	78.1
December '06	96.2	96.4	76.8
November '06	90.9	93.2	76.8
October '06	91.7	94.7	76.6
September '06	96.9	101.2	76.6
August '06	108.4	110.8	77.3
July '06	101.3	105.6	77.3
June '06	101.3	105.6	75.3
May '06	101.3	105.6	74.2
April '06	99.7	104.0	73.2
March '06	95.2	99.5	73.2
February '06	96.0	100.3	73.2
January '06	100.3	104.5	73.2

18

Residential Heating Fuel Prices — Watson Lake

	Furnace Oil	Arctic Stove Oil	Propane (500-gallon tank cost)
24-Sep-08	131.8	135.6	109.5
10-Sep-08	134.5	138.3	110.6
27-Aug-08	134.8	139.1	111.6
13-Aug-08	142.8	146.5	111.6
30-Jul-08	146.4	150.2	111.6
16-Jul-08	149.4	153.2	111.6
2-Jul-08	146.6	150.5	107.1
18-Jun-08	145.1	148.9	107.1
4-Jun-08	143.7	147.5	107.1
21-May-08	137.9	141.7	107.1
7-May-08	134.4	138.2	107.1
22-Apr-08	131.7	134.8	107.1
9-Apr-08	131.0	134.8	107.1
26-Mar-08	128.2	131.9	107.1
12-Mar-08	123.7	127.6	96.5
27-Feb-08	118.2	122.0	96.5
13-Feb-08	112.8	116.6	96.5
30-Jan-08	113.9	117.7	96.5
16-Jan-08	115.2	119.4	92.2
2-Jan-08	116.2	120.0	92.2

19-Dec-07	118.7	122.5	92.2
5-Dec-07	117.1	120.9	90.1
21-Nov-07	111.8	116.2	89.0
7-Nov-07	102.8	106.0	89.0
24-Oct-07	102.0	106.3	89.0
10-Oct-07	100.8	104.7	89.0
26-Sep-07	100.8	104.7	89.0
12-Sep-07	100.9	104.7	85.8

	Furnace Oil	Arctic Stove Oil	Propane (500-gallon tank cost)
August '07	99.9	103.0	85.8
July '07	98.5	102.2	85.3
June '07	98.6	101.9	84.7
May '07	98.5	101.8	84.7
April '07	99.7	103.0	83.1
March '07	100.8	104.1	81.5
February '07	98.5	101.4	81.5
January '07	100.4	103.6	78.1

December '06	91.4	95.3	76.8
November '06	87.5	91.3	76.8
October '06	88.4	92.2	76.6
September '06	92.6	96.3	76.6
August '06	105.4	109.4	77.3
July '06	100.5	104.9	77.3
June '06	98.3	102.7	75.3
May '06	98.9	103.4	74.2
April '06	96.8	101.2	73.2
March '06	91.0	95.4	73.2
February '06	92.1	96.5	73.2
January '06	97.4	102.3	73.2

Information collected by The Yukon Bureau of Statistics for the Department of Economic Development.

Next release: October 23rd, 2008



Additional information:
The Yukon Government
Executive Council Office
Bureau of Statistics (A-8C)
Box 2703, Whitehorse, Yukon Y1A 2C6
Telephone: (867) 667-5640; Fax: (867) 393-6203
email: ybsinfo@gov.yk.ca
website: <http://www.eco.gov.yk.ca/stats/>