



Retail Motor Fuel Prices in Yukon

Average Prices as of September 28th, 2016

	Self-serve			% Change Sep 30, 2015 to Sep 28, 2016		
	regular	premium	diesel	regular	premium	diesel
Whitehorse	115.6	124.8	109.1	-3.6%	-1.9%	-9.8%
Beaver Creek	133.2	159.9	136.2	-9.5%	-4.8%	-18.2%
Burwash Landing	119.9	129.9	115.9	-7.7%	-7.1%	-4.1%
Carcross	125.9	-	125.9	-10.0%	-	-10.0%
Carmacks	124.9	130.9	124.9	0.0%	-1.5%	-3.1%
Dawson City	137.2	143.2	131.9	3.8%	1.8%	-3.2%
Destruction Bay	125.9	135.9	121.9	-9.4%	-8.7%	-0.8%
Eagle Plains	145.0	-	145.0	-3.3%	-	-6.5%
Faro	n/a	-	n/a	n/a	-	n/a
Haines Junction	117.7	126.4	115.9	-3.7%	-1.6%	-8.3%
Jake's Corner	115.8	129.8	114.8	-3.3%	-5.1%	-3.4%
Mayo	123.9	-	115.9	-3.9%	-	-10.1%
Pelly Crossing	129.9	-	n/a	-9.1%	-	n/a
Ross River	136.3	-	124.9	4.9%	-	10.0%
Stewart Crossing	125.9	131.9	117.9	-3.1%	-2.9%	-12.6%
Teslin	119.9	129.9	112.9	-3.2%	-3.0%	-11.0%
Watson Lake	117.4	119.9	116.9	3.1%	-7.7%	5.8%

As of September 28th, 2016, average **regular self-serve** motor fuel prices ranged from 115.6¢ per litre in Whitehorse to 145.0¢ per litre in Eagle Plains; a difference of 29.4¢. In communities offering **premium self-serve** motor fuel, prices ranged from 119.9¢ in Watson Lake to 159.9¢ in Beaver Creek; a difference of 40.0¢. **Diesel self-serve** prices ranged from 109.1¢ in Whitehorse to 145.0¢ in Eagle Plains; a difference of 35.9¢ per litre.

Comparing September 28th, 2016 to September 30th, 2015, **regular self-serve** motor fuel prices decreased in all Yukon communities (with the exception of Dawson, Ross River, and Watson Lake; Carmacks remained the same) ranging from -3.1% in Stewart Crossing to -10.0% in Carcross. **Diesel self-serve** prices decreased in all Yukon communities (with the exception of Ross River, and Watson Lake) ranging from -0.8% in Destruction Bay to -18.2% in Beaver Creek.

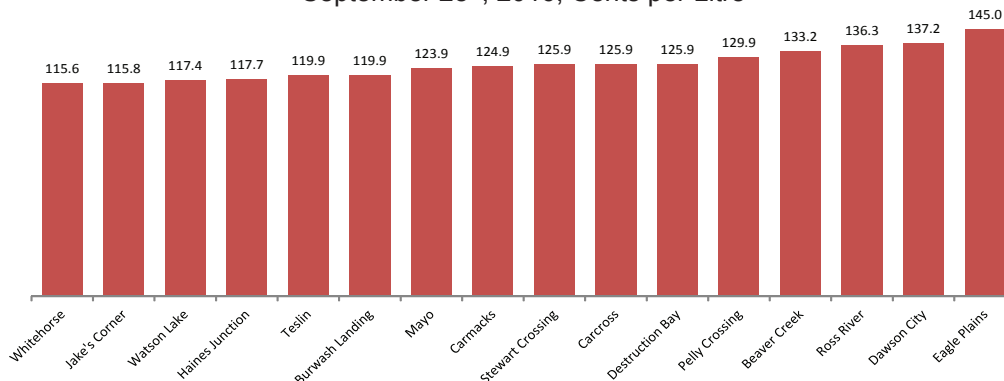
	Full-serve				% Change Sep 30, 2015 to Sep 28, 2016			
	regular	premium	diesel	propane	regular	premium	diesel	propane
Whitehorse	115.9	126.2	108.9	87.6	-5.3%	-5.8%	-12.1%	-6.8%
Dawson City	-	-	-	135.0	-	-	-	n/a
Destruction Bay	-	-	-	126.9	-	-	-	0.0%
Eagle Plains	-	-	-	140.0	-	-	-	0.0%
Haines Junction	-	-	-	100.0	-	-	-	0.0%
Jake's Corner	-	-	-	115.0	-	-	-	15.0%
Mayo	128.9	-	123.9	-	-5.2%	-	-13.3%	-
Teslin	-	-	-	102.0	-	-	-	-11.3%
Watson Lake	-	-	-	-	-	-	-	n/a

In communities offering **full-serve propane** fuel services, prices ranged from 87.6¢ per litre in Whitehorse to 140.0¢ per litre in Eagle Plains; a difference of 52.4¢. Year-over-year, prices of full-serve propane: decreased in Whitehorse and Teslin; increased in Jake's Corner; and remained the same in Destruction Bay, Eagle Plains, and Haines Junction. (Prices were unavailable for Dawson City and Watson Lake).

Notes:

All prices are Canadian cents per litre, including all applicable taxes.
 "-" Indicates this service was not available in this community at this time.
 "n/a" indicates this information was not available for the reporting period.

Average Self-Serve Regular Fuel Prices
September 28th, 2016, Cents per Litre



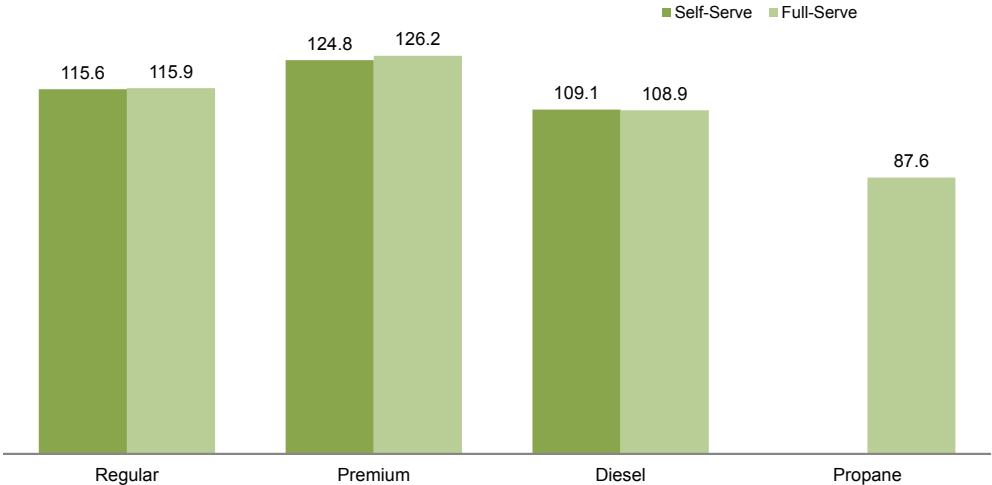
*Data for Faro was not available.

Retail Motor Fuel Prices — Whitehorse

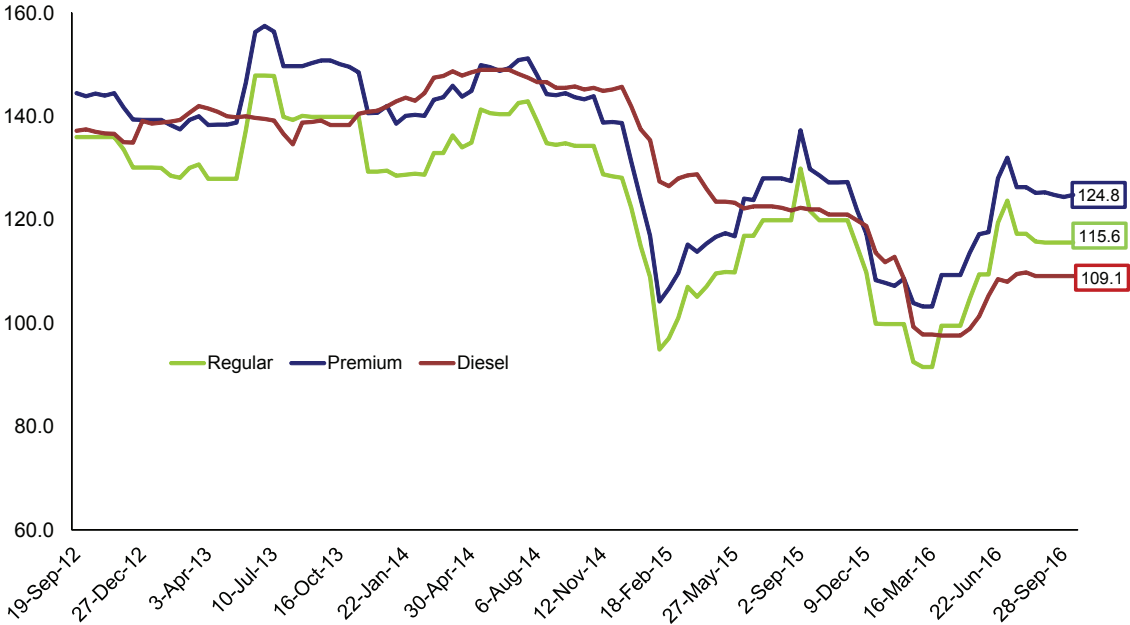
	Self-serve			Full-serve			
	regular	premium	diesel	regular	premium	diesel	propane
28-Sep-16	115.6	124.8	109.1	115.9	126.2	108.9	87.6
14-Sep-16	115.6	124.4	109.1	115.9	126.2	108.9	89.6
31-Aug-16	115.6	124.8	109.1	115.9	126.2	108.9	88.9
17-Aug-16	115.6	125.3	109.1	115.9	126.2	108.9	87.6
3-Aug-16	115.8	125.2	109.1	115.9	126.2	108.9	89.6
20-Jul-16	117.3	126.3	109.8	117.9	126.9	110.6	90.4
6-Jul-16	117.3	126.3	109.5	117.9	125.9	110.2	90.4
22-Jun-16	123.7	132.0	108.0	125.2	136.6	108.9	90.4
8-Jun-16	119.4	128.0	108.5	119.9	128.9	108.9	88.9
25-May-16	109.4	117.6	105.3	109.9	118.6	108.2	88.9
11-May-16	109.4	117.2	101.3	109.9	118.6	105.2	88.9
27-Apr-16	104.7	113.6	98.9	103.7	115.4	107.9	89.1
13-Apr-16	99.5	109.3	97.6	99.9	114.2	105.4	89.1
30-Mar-16	99.5	109.3	97.6	99.9	114.2	105.4	89.1
16-Mar-16	99.5	109.3	97.6	99.9	113.2	105.4	87.9
2-Mar-16	91.5	103.2	97.8	92.7	112.2	105.9	88.1
17-Feb-16	91.5	103.2	97.8	92.7	110.7	105.9	88.5
3-Feb-16	92.5	103.9	99.3	94.7	111.4	105.4	94.6
20-Jan-16	99.8	108.6	108.6	99.9	120.4	115.2	94.3
6-Jan-16	99.8	107.2	112.8	101.2	118.7	117.7	94.3
22-Dec-15	99.8	107.8	111.8	101.2	119.7	117.7	95.3
9-Dec-15	99.9	108.3	113.6	102.4	121.9	121.9	94.6
25-Nov-15	109.8	117.3	118.8	112.4	126.9	122.4	93.6
12-Nov-15	114.9	121.9	119.9	117.4	128.9	123.4	94.3
28-Oct-15	119.9	127.3	121.0	119.9	131.7	123.9	94.6
14-Oct-15	119.9	127.2	121.0	119.9	131.7	123.9	93.0
30-Sep-15	119.9	127.2	121.0	122.4	133.9	123.9	94.0
16-Sep-15	119.9	128.6	122.0	122.2	134.2	123.9	94.0
2-Sep-15	121.7	129.8	122.0	123.9	135.9	123.9	93.6
Aug '15	124.9	132.4	122.1	126.1	136.0	123.9	94.6
Jul '15	119.9	128.0	122.5	122.3	133.2	124.2	94.0
Jun '15	118.4	125.9	122.6	117.7	129.2	131.2	97.3
May '15	113.4	120.5	122.8	114.2	127.4	132.0	96.3
Apr '15	108.9	116.5	124.3	110.3	124.9	132.6	97.4
Mar '15	106.1	114.5	128.7	108.8	124.2	133.2	97.9
Feb '15	99.1	108.2	127.3	101.8	118.6	130.4	96.8
Jan '15	101.9	110.6	131.4	103.3	121.4	134.2	98.1
Dec '14	118.6	127.6	139.7	119.6	132.0	141.5	98.5
Nov '14	128.3	138.8	145.5	129.3	143.4	146.9	103.0
Oct '14	132.5	142.0	145.2	134.9	145.9	148.6	105.0
Sep '14	134.6	144.1	145.7	137.2	147.7	148.9	103.7
Aug '14	134.7	144.2	146.1	137.2	147.7	148.9	103.8
Jul '14	141.0	149.6	147.1	142.8	150.5	149.3	105.1
Jun '14	141.5	150.1	148.6	143.1	151.6	151.8	116.6
May '14	140.5	149.2	149.0	142.2	150.8	152.2	119.2
Apr '14	136.7	146.2	148.5	137.9	149.2	151.9	119.3
Mar '14	134.6	144.8	148.3	135.1	148.3	153.6	121.6
Feb '14	130.8	141.7	146.0	131.2	147.3	147.1	120.0
Jan '14	128.8	140.2	143.3	129.4	146.7	143.2	111.8
Dec '13	129.0	140.3	142.4	129.7	145.2	140.7	109.4
Nov '13	129.3	140.7	141.0	131.7	147.0	140.7	106.5
Oct '13	139.9	149.4	139.0	139.9	151.1	139.6	104.9
Sep '13	139.9	150.8	138.8	139.9	151.9	139.4	104.3

Retail Motor Fuel Prices — Whitehorse

Average Fuel Prices, as of September 28th, 2016
(cents per litre)



Average Self-Serve Bi-weekly Fuel Prices,
September 2012 - September 2016
(cents per litre)



Retail Motor Fuel Prices - Beaver Creek & Burwash Landing

	Beaver Creek Self-serve		
	regular	premium	diesel
28-Sep-16	133.2	159.9	136.2
14-Sep-16	133.2	159.9	135.6
31-Aug-16	133.2	159.9	135.6
17-Aug-16	133.2	159.9	135.6
3-Aug-16	133.2	159.9	135.6
20-Jul-16	135.2	159.9	135.6
6-Jul-16	140.6	159.9	124.9
22-Jun-16	143.6	159.9	128.2
8-Jun-16	118.0	142.9	123.6
25-May-16	118.0	142.9	123.6
11-May-16	124.9	142.9	150.6
27-Apr-16	125.2	142.9	151.9
13-Apr-16	129.9	142.9	131.9
30-Mar-16	129.9	142.9	131.9
16-Mar-16	129.9	142.9	131.9
2-Mar-16	123.9	140.9	129.9
17-Feb-16	123.9	140.9	129.9
3-Feb-16	139.9	142.9	144.9
20-Jan-16	n/a	n/a	n/a
6-Jan-16	139.9	152.9	149.9

22-Dec-15	139.9	152.9	149.9
9-Dec-15	154.9	167.9	159.9
25-Nov-15	154.9	167.9	159.9
12-Nov-15	154.9	167.9	159.9
28-Oct-15	154.9	167.9	159.9
14-Oct-15	150.2	167.9	166.6
30-Sep-15	147.2	167.9	166.6
16-Sep-15	150.2	167.9	166.6
2-Sep-15	150.2	167.9	166.6

Aug '15	150.2	167.9	166.6
Jul '15	149.1	167.9	166.6
Jun '15	141.1	160.4	164.9
May '15	137.9	152.9	163.6
Apr '15	141.2	152.9	164.6
Mar '15	142.9	165.9	169.9
Feb '15	142.9	165.9	169.9
Jan '15	147.9	165.9	169.9

Dec '14	160.4	173.9	173.4
Nov '14	167.9	181.9	176.9
Oct '14	165.9	181.9	179.0
Sep '14	165.9	181.9	180.6
Aug '14	166.3	181.9	180.6
Jul '14	166.6	181.9	178.6
Jun '14	165.9	179.9	180.6
May '14	169.3	184.9	186.4
Apr '14	169.9	182.9	189.9
Mar '14	169.9	182.9	189.9
Feb '14	169.9	182.9	184.9
Jan '14	169.9	182.9	179.9

Dec '13	169.9	182.9	179.9
Nov '13	169.9	182.9	177.4
Oct '13	173.2	186.9	167.4
Sep '13	174.4	188.9	166.6

	Burwash Landing Self-serve		
	regular	premium	diesel
28-Sep-16	119.9	129.9	115.9
14-Sep-16	119.9	129.9	115.9
31-Aug-16	119.9	129.9	115.9
17-Aug-16	n/a	n/a	n/a
3-Aug-16	119.9	129.9	115.9
20-Jul-16	122.9	132.9	120.9
6-Jul-16	122.9	132.9	120.9
22-Jun-16	119.9	129.9	119.9
8-Jun-16	n/a	n/a	n/a
25-May-16	105.9	115.9	109.9
11-May-16	n/a	n/a	n/a
27-Apr-16	n/a	n/a	n/a
13-Apr-16	99.9	109.9	109.9
30-Mar-16	99.9	109.9	109.9
16-Mar-16	n/a	n/a	n/a
2-Mar-16	99.9	109.9	109.0
17-Feb-16	n/a	n/a	n/a
3-Feb-16	99.9	109.9	105.9
20-Jan-16	n/a	n/a	n/a
6-Jan-16	n/a	n/a	n/a

22-Dec-15	119.9	129.9	120.9
9-Dec-15	n/a	n/a	n/a
25-Nov-15	n/a	n/a	n/a
12-Nov-15	129.9	139.9	129.9
28-Oct-15	129.9	139.9	120.9
14-Oct-15	n/a	n/a	n/a
30-Sep-15	129.9	139.9	120.9
16-Sep-15	129.9	139.9	120.9
2-Sep-15	132.9	142.9	120.9

Aug '15	132.9	142.9	120.9
Jul '15	-	-	-
Jun '15	-	-	-
May '15	-	-	-
Apr '15	-	-	-
Mar '15	-	-	-
Feb '15	-	-	-
Jan '15	-	-	-

Dec '14	-	-	-
Nov '14	-	-	-
Oct '14	-	-	-
Sep '14	-	-	-
Aug '14	-	-	-
Jul '14	-	-	-
Jun '14	-	-	-
May '14	-	-	-
Apr '14	-	-	-
Mar '14	-	-	-
Feb '14	-	-	-
Jan '14	-	-	-

Dec '13	-	-	-
Nov '13	-	-	-
Oct '13	-	-	-
Sep '13	-	-	-

	Full-serve	
	regular	diesel
28-Sep-16	-	-
14-Sep-16	-	-
31-Aug-16	-	-
17-Aug-16	-	-
3-Aug-16	-	-
20-Jul-16	-	-
6-Jul-16	-	-
22-Jun-16	-	-
8-Jun-16	-	-
25-May-16	-	-
11-May-16	-	-
27-Apr-16	-	-
13-Apr-16	-	-
30-Mar-16	-	-
16-Mar-16	-	-
2-Mar-16	-	-
17-Feb-16	-	-
3-Feb-16	-	-
20-Jan-16	-	-
6-Jan-16	-	-

22-Dec-15	-	-
9-Dec-15	-	-
25-Nov-15	-	-
12-Nov-15	-	-
28-Oct-15	-	-
14-Oct-15	-	-
30-Sep-15	-	-
16-Sep-15	-	-
2-Sep-15	-	-

Aug '15	-	-
Jul '15	-	-
Jun '15	-	-
May '15	-	-
Apr '15	-	-
Mar '15	-	-
Feb '15	-	-
Jan '15	-	-

Dec '14	-	-
Nov '14	-	-
Oct '14	-	-
Sep '14	-	-
Aug '14	-	-
Jul '14	-	-
Jun '14	-	-
May '14	-	-
Apr '14	-	-
Mar '14	-	-
Feb '14	-	-
Jan '14	-	-

Dec '13	-	-
Nov '13	-	-
Oct '13	149.9	149.9
Sep '13	149.9	149.9

Retail Motor Fuel Prices — Carcross & Carmacks

	Carcross Self-serve				Carmacks Self-serve		
	regular	premium	diesel		regular	premium	diesel
28-Sep-16	125.9	-	125.9	28-Sep-16	124.9	130.9	124.9
14-Sep-16	125.9	-	129.9	14-Sep-16	124.9	129.9	124.9
31-Aug-16	125.9	-	125.9	31-Aug-16	124.9	130.9	124.9
17-Aug-16	125.9	-	125.9	17-Aug-16	124.9	130.9	124.9
3-Aug-16	125.9	-	125.9	3-Aug-16	127.9	131.9	127.9
20-Jul-16	127.9	-	127.9	20-Jul-16	127.9	138.9	127.9
6-Jul-16	127.9	-	127.9	6-Jul-16	127.9	138.9	127.9
22-Jun-16	134.9	-	129.9	22-Jun-16	136.4	137.9	134.9
8-Jun-16	124.9	-	124.9	8-Jun-16	129.9	129.9	129.4
25-May-16	119.9	-	124.9	25-May-16	114.9	117.4	114.9
11-May-16	119.9	-	124.9	11-May-16	114.9	117.4	114.4
27-Apr-16	115.9	-	124.9	27-Apr-16	109.9	109.9	109.9
13-Apr-16	112.9	-	124.9	13-Apr-16	109.9	109.9	109.9
30-Mar-16	112.9	-	115.9	30-Mar-16	109.9	109.9	109.9
16-Mar-16	109.9	-	119.9	16-Mar-16	109.9	109.9	109.9
2-Mar-16	109.9	-	119.9	2-Mar-16	99.9	99.9	99.9
17-Feb-16	109.9	-	115.9	17-Feb-16	95.9	105.9	99.9
3-Feb-16	109.9	-	115.9	3-Feb-16	95.9	105.9	99.9
20-Jan-16	114.9	-	125.9	20-Jan-16	109.9	119.9	114.9
6-Jan-16	121.9	-	129.9	6-Jan-16	104.9	114.9	114.9
22-Dec-15	121.9	-	129.9	22-Dec-15	104.9	114.9	114.9
9-Dec-15	121.9	-	129.9	9-Dec-15	114.9	124.9	124.9
25-Nov-15	129.9	-	134.9	25-Nov-15	124.9	134.9	124.9
12-Nov-15	134.9	-	134.9	12-Nov-15	124.9	134.9	124.9
28-Oct-15	139.9	-	139.9	28-Oct-15	134.9	144.9	129.9
14-Oct-15	139.9	-	139.9	14-Oct-15	134.9	144.9	124.4
30-Sep-15	139.9	-	139.9	30-Sep-15	124.9	132.9	128.9
16-Sep-15	139.9	-	139.9	16-Sep-15	129.9	136.4	124.4
2-Sep-15	139.9	-	139.9	2-Sep-15	134.9	141.4	124.4
Aug '15	139.9	-	139.9	Aug '15	129.9	136.4	123.9
Jul '15	139.9	-	139.9	Jul '15	135.4	140.7	128.7
Jun '15	137.4	-	139.9	Jun '15	132.9	140.2	126.9
May '15	124.9	-	139.9	May '15	119.4	127.7	126.4
Apr '15	119.9	-	143.2	Apr '15	117.2	127.2	131.7
Mar '15	114.9	-	142.4	Mar '15	116.9	126.9	139.9
Feb '15	109.9	-	139.9	Feb '15	106.4	116.4	134.9
Jan '15	117.4	-	144.9	Jan '15	109.9	119.9	141.4
Dec '14	132.4	-	152.4	Dec '14	126.4	136.4	150.4
Nov '14	139.9	-	154.9	Nov '14	139.9	149.9	149.9
Oct '14	146.6	-	154.9	Oct '14	142.9	157.2	158.9
Sep '14	149.9	-	157.4	Sep '14	146.9	161.9	167.9
Aug '14	151.9	-	157.4	Aug '14	150.4	161.9	167.9
Jul '14	153.9	-	159.9	Jul '14	153.9	161.9	167.9
Jun '14	153.9	-	159.9	Jun '14	153.9	161.9	167.9
May '14	153.9	-	159.9	May '14	153.9	160.9	167.9
Apr '14	151.2	-	159.9	Apr '14	149.9	159.9	167.9
Mar '14	149.9	-	157.4	Mar '14	143.9	153.9	174.9
Feb '14	147.4	-	157.4	Feb '14	139.9	149.9	170.4
Jan '14	144.9	-	154.9	Jan '14	139.9	149.9	163.9
Dec '13	149.9	-	154.9	Dec '13	139.9	149.9	158.9
Nov '13	149.9	-	154.9	Nov '13	144.9	154.9	159.9
Oct '13	149.9	-	151.6	Oct '13	148.2	159.9	153.2
Sep '13	152.4	-	149.9	Sep '13	149.9	159.9	147.4

Retail Motor Fuel Prices — Dawson City & Destruction Bay

	Dawson City Self-serve			Full-serve		Destruction Bay Self-serve			Full-serve
	regular	premium	diesel	propane		regular	premium	diesel	propane
28-Sep-16	137.2	143.2	131.9	135.0	28-Sep-16	125.9	135.9	121.9	126.9
14-Sep-16	137.2	143.2	131.9	135.0	14-Sep-16	122.9	132.9	123.9	126.9
31-Aug-16	137.2	143.2	131.9	135.0	31-Aug-16	129.9	139.9	123.9	126.9
17-Aug-16	137.2	143.2	131.9	135.0	17-Aug-16	125.9	135.9	120.9	126.9
3-Aug-16	137.2	143.2	131.9	135.0	3-Aug-16	123.9	133.9	117.9	130.0
20-Jul-16	137.2	143.2	131.9	135.0	20-Jul-16	123.9	133.9	120.9	126.9
6-Jul-16	135.2	142.8	131.9	135.0	6-Jul-16	126.9	136.9	124.9	n/a
22-Jun-16	132.7	137.7	127.9	135.0	22-Jun-16	132.9	142.9	124.9	130.0
8-Jun-16	129.4	137.7	127.9	135.0	8-Jun-16	137.9	147.9	122.9	126.9
25-May-16	129.4	137.7	127.9	135.0	25-May-16	131.9	142.9	121.9	130.0
11-May-16	118.0	125.0	127.9	135.0	11-May-16	108.9	118.9	111.9	130.0
27-Apr-16	118.0	125.0	127.9	135.0	27-Apr-16	118.9	128.9	113.9	130.0
13-Apr-16	118.0	125.0	127.9	135.0	13-Apr-16	118.9	128.9	113.9	130.0
30-Mar-16	116.0	123.0	127.9	135.0	30-Mar-16	118.9	128.9	113.9	130.0
16-Mar-16	116.0	123.0	135.9	135.0	16-Mar-16	119.9	129.9	112.9	126.9
2-Mar-16	119.5	126.5	143.8	135.0	2-Mar-16	111.9	121.9	109.9	126.9
17-Feb-16	119.5	126.5	143.8	135.0	17-Feb-16	104.9	114.9	107.9	126.9
3-Feb-16	119.5	126.5	143.8	135.0	3-Feb-16	118.9	128.9	111.9	126.9
20-Jan-16	119.5	126.5	143.8	n/a	20-Jan-16	118.9	128.9	111.9	126.9
6-Jan-16	122.7	130.7	139.9	135.0	6-Jan-16	121.9	131.9	119.9	126.9
22-Dec-15	122.7	130.7	139.9	135.0	22-Dec-15	121.9	131.9	119.9	126.9
9-Dec-15	132.2	139.2	147.9	135.0	9-Dec-15	121.9	131.9	124.9	126.9
25-Nov-15	137.9	144.4	147.9	135.0	25-Nov-15	131.9	141.9	124.9	126.9
12-Nov-15	139.7	146.7	149.3	135.0	12-Nov-15	131.9	141.9	131.9	130.0
28-Oct-15	139.7	146.7	149.3	n/a	28-Oct-15	140.9	150.9	131.9	126.9
14-Oct-15	139.7	146.7	149.3	n/a	14-Oct-15	140.9	150.9	131.9	126.9
30-Sep-15	132.2	140.7	136.3	n/a	30-Sep-15	138.9	148.9	122.9	126.9
16-Sep-15	144.7	151.2	149.8	135.0	16-Sep-15	129.9	139.9	122.9	130.0
2-Sep-15	149.7	156.2	149.8	135.0	2-Sep-15	134.9	144.9	122.9	130.0
Aug '15	142.2	149.5	147.3	135.0	Aug '15	143.9	153.9	122.4	130.0
Jul '15	138.7	146.2	147.8	135.0	Jul '15	138.4	148.4	122.9	130.0
Jun '15	136.2	143.0	147.8	135.0	Jun '15	136.9	146.9	125.9	130.0
May '15	127.5	134.0	155.1	135.0	May '15	131.9	141.9	128.9	126.9
Apr '15	126.2	132.7	157.4	130.0	Apr '15	128.6	138.6	129.9	126.8
Mar '15	123.7	130.2	157.4	135.0	Mar '15	123.9	133.9	138.9	126.8
Feb '15	125.3	132.1	157.7	135.0	Feb '15	123.4	133.4	139.4	126.9
Jan '15	134.1	141.3	161.2	135.0	Jan '15	121.9	131.9	135.4	129.9
Dec '14	145.2	153.5	168.2	135.0	Dec '14	128.9	138.9	155.9	132.9
Nov '14	148.3	157.4	166.9	135.0	Nov '14	139.9	154.9	164.4	132.9
Oct '14	157.7	166.7	168.9	135.0	Oct '14	148.9	159.6	152.2	125.6
Sep '14	159.2	166.7	168.9	135.0	Sep '14	153.9	163.9	153.9	124.9
Aug '14	159.2	166.7	168.9	135.0	Aug '14	152.9	162.9	152.9	124.9
Jul '14	159.8	167.3	169.2	135.0	Jul '14	154.9	164.9	156.9	129.9
Jun '14	155.0	163.0	167.2	135.0	Jun '14	158.9	168.9	159.4	129.9
May '14	154.2	161.7	165.9	135.0	May '14	157.4	167.4	169.9	140.0
Apr '14	152.2	159.7	167.4	135.0	Apr '14	154.9	164.9	172.9	134.6
Mar '14	150.7	157.7	166.9	130.0	Mar '14	153.9	163.9	173.4	143.9
Feb '14	149.6	156.6	167.6	135.0	Feb '14	145.9	155.9	172.9	124.9
Jan '14	148.5	155.3	167.7	n/a	Jan '14	140.9	150.9	167.9	105.9
Dec '13	154.0	162.3	163.4	120.0	Dec '13	141.9	151.9	163.4	105.9
Nov '13	157.1	165.6	163.1	120.0	Nov '13	143.4	153.4	158.9	105.9
Oct '13	160.1	168.9	161.9	120.0	Oct '13	142.9	152.9	153.6	105.9
Sep '13	162.9	168.4	162.4	120.0	Sep '13	147.9	157.9	148.9	105.9

Retail Motor Fuel Prices — Eagle Plains & Faro

	Eagle Plains			
	Self-Serve			Full-serve
	regular	premium	diesel	
28-Sep-16	145.0	-	145.0	140.0
14-Sep-16	145.0	-	145.0	140.0
31-Aug-16	145.0	-	140.0	140.0
17-Aug-16	145.0	-	145.0	140.0
3-Aug-16	145.0	-	145.0	140.0
20-Jul-16	145.0	-	140.0	140.0
6-Jul-16	145.0	-	145.0	140.0
22-Jun-16	145.0	-	145.0	140.0
8-Jun-16	145.0	-	145.0	140.0
25-May-16	145.0	-	145.0	140.0
11-May-16	145.0	-	145.0	140.0
27-Apr-16	145.0	-	140.0	140.0
13-Apr-16	145.0	-	140.0	140.0
30-Mar-16	145.0	-	140.0	140.0
16-Mar-16	145.0	-	145.0	140.0
2-Mar-16	150.0	-	150.0	140.0
17-Feb-16	150.0	-	150.0	140.0
3-Feb-16	150.0	-	150.0	140.0
20-Jan-16	150.0	-	150.0	140.0
6-Jan-16	150.0	-	160.0	140.0
22-Dec-15	150.0	-	155.0	140.0
9-Dec-15	150.0	-	160.0	140.0
25-Nov-15	150.0	-	160.0	140.0
12-Nov-15	150.0	-	160.0	140.0
28-Oct-15	150.0	-	155.0	140.0
14-Oct-15	150.0	-	155.0	140.0
30-Sep-15	150.0	-	155.0	140.0
16-Sep-15	150.0	-	155.0	140.0
2-Sep-15	150.0	-	155.0	140.0
Aug '15	150.0	-	155.0	140.0
Jul '15	150.0	-	157.5	140.0
Jun '15	152.5	-	155.0	140.0
May '15	150.0	-	160.0	140.0
Apr '15	150.0	-	158.3	143.3
Mar '15	150.0	-	160.0	145.0
Feb '15	163.5	-	162.0	140.0
Jan '15	173.0	-	155.0	140.0
Dec '14	173.0	-	165.0	140.0
Nov '14	173.0	-	170.0	140.0
Oct '14	173.0	-	175.0	140.0
Sep '14	173.0	-	170.0	140.0
Aug '14	173.0	-	175.0	140.5
Jul '14	173.0	-	172.5	140.9
Jun '14	173.0	-	175.0	140.9
May '14	173.0	-	175.0	140.9
Apr '14	173.9	-	170.0	140.9
Mar '14	173.9	-	175.0	140.9
Feb '14	173.9	-	175.0	140.5
Jan '14	173.5	-	172.5	140.0
Dec '13	173.0	-	172.5	140.0
Nov '13	173.0	-	175.0	140.0
Oct '13	173.0	-	171.7	140.0
Sep '13	173.0	-	172.5	140.0

	Faro		
	Self-Serve		
	regular	premium	diesel
28-Sep-16	n/a	-	n/a
14-Sep-16	n/a	-	n/a
31-Aug-16	124.9	-	123.9
17-Aug-16	127.9	-	126.9
3-Aug-16	127.9	-	126.9
20-Jul-16	132.9	-	131.9
6-Jul-16	134.0	-	127.0
22-Jun-16	139.9	-	138.9
8-Jun-16	129.9	-	128.9
25-May-16	109.9	-	108.9
11-May-16	109.9	-	108.9
27-Apr-16	109.9	-	108.9
13-Apr-16	109.9	-	108.9
30-Mar-16	99.9	-	100.9
16-Mar-16	99.9	-	100.9
2-Mar-16	100.9	-	101.9
17-Feb-16	95.9	-	99.9
3-Feb-16	109.9	-	114.9
20-Jan-16	109.9	-	114.9
6-Jan-16	104.9	-	114.9
22-Dec-15	104.9	-	114.9
9-Dec-15	124.9	-	125.9
25-Nov-15	124.9	-	125.9
12-Nov-15	134.9	-	129.9
28-Oct-15	139.9	-	119.9
14-Oct-15	124.9	-	119.9
30-Sep-15	129.9	-	119.9
16-Sep-15	139.9	-	119.9
2-Sep-15	141.9	-	117.9
Aug '15	131.9	-	120.9
Jul '15	131.9	-	124.9
Jun '15	131.5	-	125.9
May '15	117.9	-	125.9
Apr '15	118.6	-	132.9
Mar '15	118.9	-	141.9
Feb '15	108.4	-	136.9
Jan '15	118.9	-	149.9
Dec '14	131.9	-	150.9
Nov '14	141.9	-	151.9
Oct '14	148.9	-	160.9
Sep '14	148.9	-	169.9
Aug '14	155.9	-	169.9
Jul '14	155.9	-	169.9
Jun '14	155.9	-	169.9
May '14	155.9	-	169.9
Apr '14	148.6	-	173.6
Mar '14	145.9	-	176.9
Feb '14	141.9	-	168.4
Jan '14	146.9	-	165.9
Dec '13	141.9	-	161.9
Nov '13	152.9	-	161.9
Oct '13	150.2	-	150.2
Sep '13	151.0	-	148.0

Retail Motor Fuel Prices — Haines Junction

	Self-serve			Full-serve
	regular	premium	diesel	propane
28-Sep-16	117.7	126.4	115.9	100.0
14-Sep-16	116.9	126.4	115.9	100.0
31-Aug-16	119.2	126.4	115.2	100.0
17-Aug-16	118.9	126.4	115.4	100.0
3-Aug-16	119.9	126.4	115.9	100.9
20-Jul-16	122.7	130.4	114.7	100.0
6-Jul-16	122.7	130.4	112.2	100.0
22-Jun-16	129.9	136.9	114.4	100.0
8-Jun-16	118.9	130.4	113.6	100.0
25-May-16	112.2	120.4	110.6	100.0
11-May-16	109.9	117.9	109.2	100.0
27-Apr-16	105.2	112.9	108.2	100.0
13-Apr-16	102.7	110.4	108.2	100.0
30-Mar-16	100.9	109.4	108.7	n/a
16-Mar-16	99.9	105.4	110.9	n/a
2-Mar-16	96.4	101.4	107.7	100.0
17-Feb-16	97.2	102.4	106.9	100.0
3-Feb-16	99.9	106.4	111.2	100.0
20-Jan-16	105.2	110.4	116.4	100.0
6-Jan-16	105.2	110.4	117.4	100.0
22-Dec-15	105.7	110.4	117.4	100.0
9-Dec-15	109.4	110.4	120.4	100.0
25-Nov-15	117.7	121.4	126.2	100.0
12-Nov-15	121.4	125.9	126.2	100.0
28-Oct-15	123.9	128.4	125.7	100.0
14-Oct-15	123.9	128.4	127.2	100.0
30-Sep-15	122.2	128.4	126.4	100.0
16-Sep-15	122.9	129.4	128.6	n/a
2-Sep-15	127.7	137.9	127.7	100.0
Aug '15	126.5	137.7	127.8	100.0
Jul '15	124.0	132.4	128.7	100.0
Jun '15	121.3	127.4	127.5	109.9
May '15	116.9	124.7	129.0	109.9
Apr '15	110.9	118.6	128.9	114.6
Mar '15	107.5	115.9	131.3	114.9
Feb '15	104.1	110.4	130.8	114.9
Jan '15	109.2	115.7	134.2	119.5
Dec '14	123.5	130.9	138.7	114.5
Nov '14	133.7	139.4	144.4	124.0
Oct '14	137.5	143.4	147.1	124.0
Sep '14	139.7	145.4	147.9	124.0
Aug '14	140.7	146.2	149.4	124.0
Jul '14	144.3	150.7	150.3	124.0
Jun '14	145.3	150.7	150.2	124.0
May '14	145.1	151.4	153.1	124.0
Apr '14	141.2	147.2	153.6	124.0
Mar '14	138.8	145.2	154.9	105.0
Feb '14	133.1	139.4	150.6	105.0
Jan '14	131.9	136.9	148.9	105.0
Dec '13	136.2	n/a	149.7	105.0
Nov '13	137.6	141.2	143.5	105.0
Oct '13	141.1	148.9	141.9	105.0
Sep '13	141.9	148.9	141.9	105.0

Retail Motor Fuel Prices — Jake's Corner

	Self-serve			Full-serve
	regular	premium	diesel	propane
28-Sep-16	115.8	129.8	114.8	115.0
14-Sep-16	115.8	129.8	114.8	115.0
31-Aug-16	115.8	129.8	114.8	115.0
17-Aug-16	115.8	129.8	114.8	115.0
3-Aug-16	115.8	129.8	114.8	115.0
20-Jul-16	117.8	129.8	114.8	115.0
6-Jul-16	119.8	129.8	114.8	115.0
22-Jun-16	129.8	139.8	107.8	115.0
8-Jun-16	119.9	129.9	107.9	100.0
25-May-16	109.8	119.8	99.8	110.0
11-May-16	109.8	119.8	99.8	110.0
27-Apr-16	104.8	114.8	99.8	n/a
13-Apr-16	99.8	112.8	104.8	110.0
30-Mar-16	99.8	112.8	104.8	110.0
16-Mar-16	91.8	104.8	104.8	110.0
2-Mar-16	91.8	104.8	112.8	110.0
17-Feb-16	91.8	104.8	112.8	100.0
3-Feb-16	91.8	104.8	112.8	110.0
20-Jan-16	99.8	129.8	112.8	110.0
6-Jan-16	99.8	129.8	112.8	110.0
<hr/>				
22-Dec-15	99.8	129.8	112.8	110.0
9-Dec-15	109.8	129.8	118.8	110.0
25-Nov-15	119.8	129.8	118.8	110.0
12-Nov-15	119.8	129.8	118.8	110.0
28-Oct-15	119.8	129.8	118.8	110.0
14-Oct-15	119.8	129.8	129.8	110.0
30-Sep-15	119.8	136.8	118.8	100.0
16-Sep-15	119.8	136.8	122.8	100.0
2-Sep-15	125.8	142.8	120.8	100.0
<hr/>				
Aug '15	114.9	129.8	130.4	100.0
Jul '15	117.4	129.8	125.7	105.0
Jun '15	121.1	133.8	125.6	100.0
May '15	112.4	124.8	130.4	100.0
Apr '15	110.9	124.8	134.9	100.0
Mar '15	111.4	124.8	134.4	105.0
Feb '15	106.4	124.8	132.4	105.0
Jan '15	118.2	129.8	133.2	105.0
<hr/>				
Dec '14	136.4	134.8	146.9	110.0
Nov '14	138.9	149.8	150.4	110.0
Oct '14	142.6	149.8	150.4	110.0
Sep '14	144.4	149.8	150.4	110.0
Aug '14	144.4	149.8	150.4	110.0
Jul '14	144.6	149.8	151.1	110.0
Jun '14	145.7	149.8	152.4	110.0
May '14	143.7	151.3	151.9	120.0
Apr '14	141.9	148.8	151.4	131.7
Mar '14	139.9	145.3	151.4	135.0
Feb '14	136.4	138.8	151.4	110.0
Jan '14	141.4	138.8	151.4	110.0
<hr/>				
Dec '13	141.9	146.8	147.2	115.0
Nov '13	142.4	146.8	145.4	112.5
Oct '13	147.4	146.8	144.9	111.7
Sep '13	147.4	156.8	144.9	115.0

Effective January 2016, Jake's Corner prices are reported rather than Tagish area prices, due to Tagish gas station closure.

Retail Motor Fuel Prices — Mayo

	Self-serve			Full-serve	
	regular	premium	diesel	regular	diesel
28-Sep-16	123.9	-	115.9	128.9	123.9
14-Sep-16	123.9	-	115.9	128.9	123.9
31-Aug-16	123.9	-	114.9	128.9	123.9
17-Aug-16	123.9	-	114.9	128.9	123.9
3-Aug-16	126.9	-	116.9	128.9	123.9
20-Jul-16	126.9	-	116.9	128.9	123.9
6-Jul-16	126.9	-	116.9	135.9	123.9
22-Jun-16	130.9	-	116.9	135.9	123.9
8-Jun-16	126.9	-	112.9	123.9	123.9
25-May-16	120.9	-	112.9	115.9	119.9
11-May-16	120.9	-	101.9	115.9	119.9
27-Apr-16	129.0	-	103.9	109.9	119.9
13-Apr-16	107.9	-	103.9	109.9	119.9
30-Mar-16	99.9	-	97.9	113.9	115.9
16-Mar-16	102.9	-	109.9	109.9	119.9
2-Mar-16	102.9	-	109.9	109.9	119.9
17-Feb-16	102.9	-	109.9	109.9	119.9
3-Feb-16	102.9	-	109.9	109.9	119.9
20-Jan-16	108.9	-	121.9	109.9	119.9
6-Jan-16	110.9	-	128.9	115.9	130.9
22-Dec-15	110.9	-	128.9	115.9	142.9
9-Dec-15	111.9	-	129.9	115.9	130.9
25-Nov-15	119.9	-	130.9	135.9	142.9
12-Nov-15	125.9	-	131.9	135.9	135.9
28-Oct-15	128.9	-	127.9	135.9	135.9
14-Oct-15	128.9	-	128.9	135.9	142.9
30-Sep-15	128.9	-	128.9	135.9	142.9
16-Sep-15	128.9	-	128.9	n/a	n/a
2-Sep-15	134.9	-	127.9	135.9	142.9
Aug '15	133.4	-	126.9	135.9	142.9
Jul '15	128.9	-	127.9	135.9	142.9
Jun '15	126.9	-	127.9	131.4	142.9
May '15	121.4	-	127.9	126.9	142.9
Apr '15	115.6	-	135.2	117.9	142.9
Mar '15	110.9	-	139.9	117.9	142.9
Feb '15	107.9	-	139.9	117.9	142.9
Jan '15	114.4	-	141.9	122.9	147.9
Dec '14	129.4	-	147.4	139.4	160.9
Nov '14	135.9	-	148.9	145.9	160.9
Oct '14	n/a	-	n/a	154.9	160.9
Sep '14	n/a	-	n/a	154.9	160.9
Aug '14	n/a	-	n/a	n/a	n/a
Jul '14	n/a	-	n/a	154.9	160.9
Jun '14	n/a	-	n/a	154.9	160.9
May '14	n/a	-	n/a	154.9	160.9
Apr '14	n/a	-	n/a	151.6	160.9
Mar '14	161.0	-	154.9	149.9	164.9
Feb '14	161.0	-	154.9	159.9	160.9
Jan '14	161.0	-	154.9	159.9	160.9
Dec '13	161.0	-	154.9	159.9	160.9
Nov '13	161.0	-	154.9	159.9	160.9
Oct '13	169.9	-	155.9	159.9	152.9
Sep '13	169.9	-	155.9	159.9	148.9

Retail Motor Fuel Prices — Pelly Crossing & Ross River

	Pelly Crossing Self-serve	
	regular	diesel
28-Sep-16	129.9	n/a
14-Sep-16	128.9	129.9
31-Aug-16	128.9	129.9
17-Aug-16	128.9	129.9
3-Aug-16	120.0	119.0
20-Jul-16	137.0	128.0
6-Jul-16	137.0	128.0
22-Jun-16	137.0	128.0
8-Jun-16	137.0	128.0
25-May-16	120.0	118.0
11-May-16	115.9	111.9
27-Apr-16	104.9	111.9
13-Apr-16	104.9	111.9
30-Mar-16	104.9	111.9
16-Mar-16	104.9	111.9
2-Mar-16	104.9	111.9
17-Feb-16	104.9	111.9
3-Feb-16	n/a	n/a
20-Jan-16	122.9	121.9
6-Jan-16	122.9	121.9
22-Dec-15	124.9	131.9
9-Dec-15	124.9	131.9
25-Nov-15	124.9	131.9
12-Nov-15	134.9	131.9
28-Oct-15	n/a	n/a
14-Oct-15	142.9	135.9
30-Sep-15	142.9	135.9
16-Sep-15	136.9	135.9
2-Sep-15	136.9	135.9
Aug '15	135.4	135.9
Jul '15	133.9	135.9
Jun '15	130.9	135.9
May '15	127.9	135.9
Apr '15	124.9	157.9
Mar '15	121.4	157.9
Feb '15	117.9	157.9
Jan '15	125.9	157.9
Dec '14	142.4	157.9
Nov '14	146.9	157.9
Oct '14	154.9	169.9
Sep '14	154.9	169.9
Aug '14	154.9	169.9
Jul '14	154.9	169.9
Jun '14	154.9	169.9
May '14	154.9	169.9
Apr '14	149.9	163.2
Mar '14	149.9	164.9
Feb '14	149.9	159.9
Jan '14	149.9	159.9
Dec '13	149.9	159.9
Nov '13	152.4	157.4
Oct '13	154.9	151.6
Sep '13	154.9	154.9

	Ross River Self-serve	
	regular	diesel
28-Sep-16	136.3	124.9
14-Sep-16	125.9	124.9
31-Aug-16	124.9	110.9
17-Aug-16	129.9	112.1
3-Aug-16	127.0	131.0
20-Jul-16	125.1	104.6
6-Jul-16	125.1	104.6
22-Jun-16	n/a	n/a
8-Jun-16	128.9	101.6
25-May-16	119.8	111.7
11-May-16	117.1	100.4
27-Apr-16	115.3	113.5
13-Apr-16	115.3	113.5
30-Mar-16	115.3	113.5
16-Mar-16	109.1	110.2
2-Mar-16	103.7	107.4
17-Feb-16	99.9	105.9
3-Feb-16	98.9	99.9
20-Jan-16	107.4	109.2
6-Jan-16	115.6	119.4
22-Dec-15	n/a	n/a
9-Dec-15	115.6	119.4
25-Nov-15	122.3	122.6
12-Nov-15	131.4	123.1
28-Oct-15	n/a	n/a
14-Oct-15	131.4	123.1
30-Sep-15	129.9	113.5
16-Sep-15	129.9	113.5
2-Sep-15	129.9	113.5
Aug '15	129.9	113.5
Jul '15	126.7	110.9
Jun '15	122.6	115.4
May '15	118.4	119.9
Apr '15	117.5	126.0
Mar '15	117.5	129.5
Feb '15	105.0	115.0
Jan '15	115.0	130.1
Dec '14	n/a	n/a
Nov '14	137.4	138.7
Oct '14	148.9	147.3
Sep '14	151.5	143.7
Aug '14	151.5	143.7
Jul '14	151.5	143.7
Jun '14	152.0	150.7
May '14	152.0	150.7
Apr '14	147.7	157.1
Mar '14	142.4	169.9
Feb '14	137.9	165.9
Jan '14	137.9	161.9
Dec '13	137.9	161.9
Nov '13	147.9	152.9
Oct '13	147.9	150.2
Sep '13	145.9	142.9

Retail Motor Fuel Prices — Stewart Crossing

	Self-Serve		
	regular	premium	diesel
28-Sep-16	125.9	131.9	117.9
14-Sep-16	125.9	131.9	117.9
31-Aug-16	125.9	131.9	117.9
17-Aug-16	125.9	131.9	117.9
3-Aug-16	125.9	131.9	117.9
20-Jul-16	127.9	133.9	117.9
6-Jul-16	127.9	133.9	117.9
22-Jun-16	132.9	138.9	117.9
8-Jun-16	n/a	n/a	n/a
25-May-16	119.9	125.9	117.9
11-May-16	119.9	125.9	109.9
27-Apr-16	114.9	120.9	109.9
13-Apr-16	109.9	115.9	109.9
30-Mar-16	n/a	n/a	n/a
16-Mar-16	109.9	115.9	109.9
2-Mar-16	101.9	107.9	109.9
17-Feb-16	101.9	107.9	109.9
3-Feb-16	n/a	n/a	n/a
20-Jan-16	109.9	115.9	125.9
6-Jan-16	109.9	115.9	125.9
22-Dec-15	109.9	115.9	125.9
9-Dec-15	109.9	115.9	125.9
25-Nov-15	124.9	130.9	131.9
12-Nov-15	124.9	130.9	131.9
28-Oct-15	129.9	135.9	131.9
14-Oct-15	n/a	n/a	n/a
30-Sep-15	129.9	135.9	134.9
16-Sep-15	129.9	135.9	134.9
2-Sep-15	136.9	142.9	134.9
Aug '15	134.9	140.9	134.9
Jul '15	129.9	135.9	134.9
Jun '15	128.4	134.4	134.9
May '15	123.4	129.4	134.9
Apr '15	126.3	132.3	144.7
Mar '15	120.5	126.5	148.0
Feb '15	118.0	124.0	148.0
Jan '15	120.0	126.0	151.0
Dec '14	137.0	143.0	157.0
Nov '14	146.0	152.0	165.0
Oct '14	151.3	160.0	165.0
Sep '14	153.0	163.0	165.0
Aug '14	153.0	163.0	165.0
Jul '14	159.5	163.5	163.0
Jun '14	160.0	164.0	160.9
May '14	158.0	164.0	160.9
Apr '14	153.3	160.3	160.9
Mar '14	153.0	157.0	160.9
Feb '14	148.5	154.5	158.4
Jan '14	146.0	152.0	155.9
Dec '13	146.0	152.0	155.9
Nov '13	146.0	164.0	153.9
Oct '13	158.0	164.0	152.5
Sep '13	158.0	164.0	153.5

Retail Motor Fuel Prices — Teslin

	Self-serve			Full-serve
	regular	premium	diesel	propane
28-Sep-16	119.9	129.9	112.9	102.0
14-Sep-16	119.9	129.9	112.9	102.0
31-Aug-16	119.9	129.9	112.9	102.0
17-Aug-16	119.9	129.9	112.9	102.0
3-Aug-16	119.9	129.9	112.9	102.5
20-Jul-16	121.9	131.9	112.9	102.5
6-Jul-16	124.4	131.9	113.4	100.0
22-Jun-16	133.9	143.9	115.4	109.0
8-Jun-16	123.9	133.9	112.9	105.0
25-May-16	113.9	123.9	112.9	105.0
11-May-16	113.9	123.9	112.9	105.0
27-Apr-16	106.4	118.9	105.9	110.0
13-Apr-16	103.9	113.9	105.9	110.0
30-Mar-16	101.9	109.9	105.9	109.5
16-Mar-16	101.9	109.9	105.9	110.0
2-Mar-16	99.9	109.9	105.9	109.5
17-Feb-16	99.9	109.9	105.9	109.5
3-Feb-16	99.9	109.9	105.9	115.0
20-Jan-16	104.9	114.9	113.9	115.0
6-Jan-16	109.9	119.9	119.9	120.0
22-Dec-15	109.9	119.9	119.9	120.0
9-Dec-15	109.9	119.9	123.9	120.0
25-Nov-15	118.9	124.9	126.4	120.0
12-Nov-15	123.9	133.9	126.9	115.0
28-Oct-15	123.9	133.9	130.4	115.0
14-Oct-15	123.9	133.9	126.9	115.0
30-Sep-15	123.9	133.9	126.9	115.0
16-Sep-15	123.9	133.9	126.9	115.0
2-Sep-15	133.9	143.9	126.9	115.0
Aug '15	128.2	139.4	127.9	115.0
Jul '15	126.7	134.9	126.9	115.0
Jun '15	125.7	134.9	126.9	115.0
May '15	117.2	127.4	129.7	115.0
Apr '15	113.9	123.9	131.4	113.3
Mar '15	113.9	123.9	132.9	112.5
Feb '15	106.4	116.4	132.9	115.0
Jan '15	106.7	116.9	136.4	115.0
Dec '14	123.7	132.9	146.4	115.0
Nov '14	130.9	141.9	150.9	115.0
Oct '14	136.6	145.4	149.6	110.0
Sep '14	139.4	148.9	149.9	110.0
Aug '14	139.4	148.9	149.9	107.5
Jul '14	145.7	155.4	149.9	108.8
Jun '14	145.9	155.9	150.4	110.0
May '14	146.9	156.9	151.2	121.5
Apr '14	143.6	153.9	152.9	121.5
Mar '14	139.4	152.9	154.7	121.5
Feb '14	135.9	152.9	157.9	121.5
Jan '14	132.9	152.9	148.9	110.0
Dec '13	138.9	152.9	149.7	108.5
Nov '13	138.4	152.9	142.9	107.0
Oct '13	141.2	152.9	143.4	107.0
Sep '13	143.2	152.9	146.4	107.0

Retail Motor Fuel Prices — Watson Lake

	Self-serve			Full-serve	
	regular	premium	diesel	diesel	propane
28-Sep-16	117.4	119.9	116.9	-	n/a
14-Sep-16	115.9	119.9	114.2	-	105.9
31-Aug-16	116.9	119.9	114.2	-	105.9
17-Aug-16	116.9	119.9	113.2	-	105.9
3-Aug-16	114.6	120.9	114.6	-	105.9
20-Jul-16	116.9	121.9	116.2	-	105.9
6-Jul-16	123.2	122.9	117.6	-	105.9
22-Jun-16	123.2	122.9	117.6	-	105.9
8-Jun-16	117.4	n/a	117.4	-	105.9
25-May-16	109.9	112.9	104.4	-	105.9
11-May-16	110.9	110.9	105.7	-	117.9
27-Apr-16	109.9	n/a	107.9	-	117.9
13-Apr-16	102.9	112.9	99.9	-	105.9
30-Mar-16	102.9	112.9	99.9	-	105.9
16-Mar-16	96.9	112.9	93.9	-	105.9
2-Mar-16	85.4	106.9	94.4	-	105.9
17-Feb-16	85.4	106.9	94.4	-	105.9
3-Feb-16	99.9	117.9	99.9	-	105.9
20-Jan-16	95.5	117.9	95.6	-	105.9
6-Jan-16	103.4	117.9	104.0	-	105.9
22-Dec-15	106.6	117.9	104.0	-	115.9
9-Dec-15	100.4	111.9	105.8	-	115.9
25-Nov-15	110.9	n/a	111.0	-	128.9
12-Nov-15	117.4	137.9	114.1	-	130.7
28-Oct-15	116.5	127.9	110.9	-	130.7
14-Oct-15	118.6	n/a	114.3	-	131.7
30-Sep-15	113.9	129.9	110.5	-	127.7
16-Sep-15	120.2	133.9	118.1	-	126.7
2-Sep-15	125.3	132.9	119.0	-	126.7
Aug '15	126.0	129.4	118.5	-	130.9
Jul '15	123.1	125.9	118.3	n/a	130.9
Jun '15	120.5	129.2	118.3	143.9	130.9
May '15	117.1	123.2	119.4	143.9	130.9
Apr '15	110.1	119.9	117.2	143.9	130.9
Mar '15	105.8	115.9	118.9	-	130.9
Feb '15	100.7	112.7	124.2	-	130.9
Jan '15	100.9	113.9	130.9	-	130.9
Dec '14	114.9	126.7	140.2	140.9	130.9
Nov '14	128.7	138.2	147.9	140.9	130.9
Oct '14	140.8	149.8	147.4	140.9	130.9
Sep '14	145.4	152.6	151.1	140.9	127.2
Aug '14	145.7	152.1	151.3	140.9	127.2
Jul '14	146.3	152.9	153.0	140.9	127.2
Jun '14	146.7	154.1	153.6	140.9	128.8
May '14	145.4	155.2	152.4	140.9	129.1
Apr '14	140.6	151.6	154.6	140.9	130.9
Mar '14	143.9	153.9	164.4	140.9	130.9
Feb '14	142.4	153.4	162.9	140.9	130.9
Jan '14	143.4	155.4	159.9	140.9	130.9
Dec '13	144.8	156.9	154.9	140.9	131.4
Nov '13	147.9	159.9	151.4	n/a	131.9
Oct '13	149.0	159.6	148.0	140.9	130.7
Sep '13	149.6	158.4	147.2	140.9	130.3

Residential Fuel Prices in Yukon

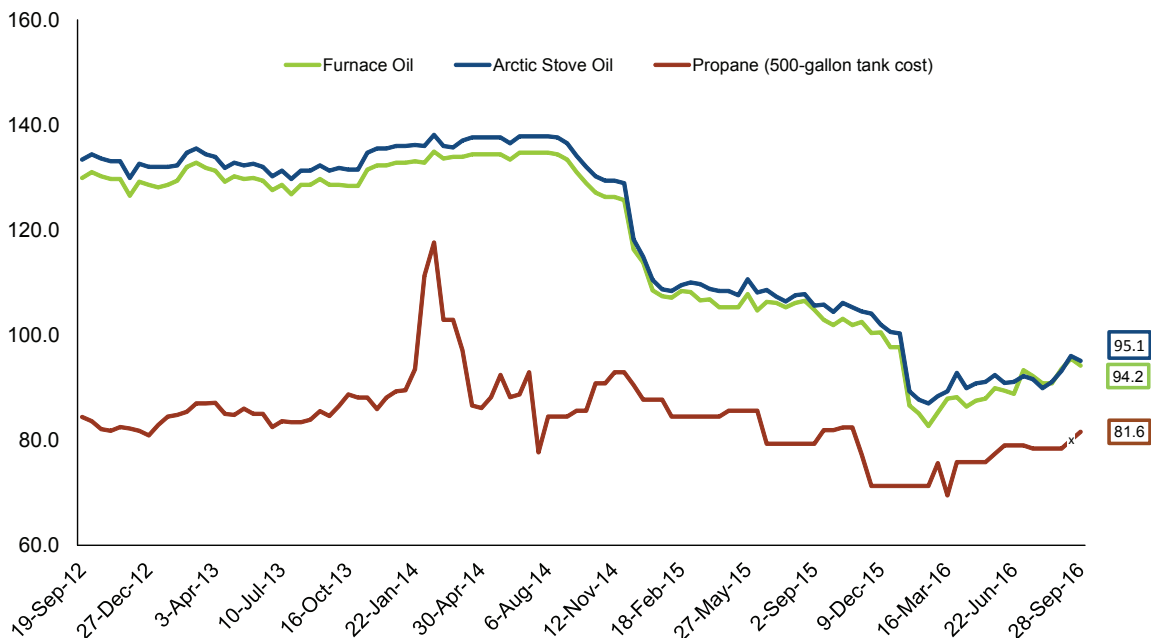
Average Prices as of September 28th, 2016

	Residential Heating Fuels			% Change September 30, 2015 to September 28, 2016		
	Furnace Oil	Arctic Stove Oil	Propane (340-gallon tank cost)	Furnace Oil	Arctic Stove Oil	Propane (340-gallon tank cost)
Whitehorse	94.2	95.1	81.6	-7.6%	-8.9%	-0.4%
Beaver Creek	103.3	107.7	-	-5.9%	-3.3%	-
Burwash Landing	100.8	105.5	-	-6.3%	-3.7%	-
Carcross	100.7	100.9	-	-2.2%	-5.4%	-
Carmacks	98.5	101.6	96.3	-5.0%	-5.0%	17.6%
Dawson City	102.9	107.1	96.3	-5.8%	-3.5%	17.6%
Destruction Bay	97.8	100.9	-	-5.0%	-5.0%	-
Faro	98.7	101.9	96.3	-5.1%	-4.9%	17.6%
Haines Junction	97.6	101.4	96.3	-3.3%	-2.9%	17.6%
Marsh Lake	98.3	101.4	-	-4.6%	-4.5%	-
Mayo	105.6	110.6	96.3	-7.5%	-3.7%	17.6%
Pelly Crossing	100.2	103.5	-	-5.1%	-4.2%	-
Ross River	99.8	102.9	96.3	-5.0%	-4.9%	17.6%
Stewart Crossing	100.4	103.5	-	-4.9%	-4.9%	-
Tagish	100.7	103.0	-	-2.2%	-7.5%	-
Teslin	99.0	101.6	96.3	-4.5%	-5.1%	17.6%
Watson Lake	101.3	100.8	96.3	-6.9%	-10.6%	17.6%

Notes: All prices are Canadian cents per litre, including all applicable taxes.
 “-” indicates this service was not available in this community at this time.

Comparing September 28th, 2016 to September 30th 2015, Furnace Oil and Arctic Stove Oil prices decreased in all Yukon communities. Prices for Propane heating fuel increased in all Yukon communities (for which data are available) with the exception of Whitehorse.

Average Residential Bi-weekly Heating Fuel Prices, Whitehorse
 September 2012 - September 2016
 (cents per litre)



Residential Heating Fuel Prices — Whitehorse

	Furnace Oil	Arctic Stove Oil	Propane (500-gallon tank cost)
28-Sep-16	94.2	95.1	81.6
14-Sep-16	95.5	96.0	n/a
31-Aug-16	93.6	93.2	78.4
17-Aug-16	90.8	91.1	78.4
3-Aug-16	90.8	89.9	78.4
20-Jul-16	92.2	91.6	78.4
6-Jul-16	93.3	92.2	79.0
22-Jun-16	88.8	91.1	79.0
8-Jun-16	89.4	90.9	79.0
25-May-16	89.9	92.4	77.4
11-May-16	87.9	91.1	75.8
27-Apr-16	87.5	90.8	75.8
13-Apr-16	86.4	89.9	75.8
30-Mar-16	88.2	92.8	75.8
16-Mar-16	87.9	89.3	69.5
2-Mar-16	85.3	88.4	75.6
17-Feb-16	82.7	87.0	71.3
3-Feb-16	85.1	87.7	71.3
20-Jan-16	86.6	89.3	71.3
6-Jan-16	97.7	100.3	71.3
22-Dec-15	97.7	100.6	71.3
9-Dec-15	100.5	102.0	71.3
25-Nov-15	100.4	104.1	71.3
12-Nov-15	102.5	104.5	77.2
28-Oct-15	101.9	105.3	82.4
14-Oct-15	103.1	106.1	82.4
30-Sep-15	101.9	104.4	81.9
16-Sep-15	102.9	105.8	81.9
2-Sep-15	104.8	105.6	79.3
Aug '15	106.3	107.7	79.3
Jul '15	105.7	106.9	79.3
Jun '15	105.5	108.4	82.5
May '15	106.6	109.1	85.6
Apr '15	105.8	108.5	84.9
Mar '15	107.4	109.9	84.5
Feb '15	107.8	109.0	84.5
Jan '15	108.0	109.6	87.7
Dec '14	115.1	116.6	89.1
Nov '14	126.0	129.2	92.9
Oct '14	127.4	130.5	89.1
Sep '14	132.2	135.3	85.1
Aug '14	134.6	137.7	84.5
Jul '14	134.7	137.8	85.3
Jun '14	134.1	137.2	88.5
May '14	134.4	137.6	90.3
Apr '14	134.2	137.4	89.9
Mar '14	133.8	135.9	102.9
Feb '14	133.9	137.1	114.5
Jan '14	133.0	136.1	91.5
Dec '13	132.6	135.8	88.7
Nov '13	131.9	135.1	87.0
Oct '13	128.5	131.6	87.8
Sep '13	129.2	131.8	85.1

Residential Heating Fuel Prices — Beaver Creek

	Furnace Oil	Arctic Stove Oil	Propane (500 gallon tank)
28-Sep-16	103.3	107.7	-
14-Sep-16	103.3	107.7	-
31-Aug-16	103.7	104.9	-
17-Aug-16	98.4	99.3	-
3-Aug-16	101.6	99.3	-
20-Jul-16	100.7	99.3	-
6-Jul-16	102.0	99.3	-
22-Jun-16	98.7	99.3	-
8-Jun-16	97.5	99.3	-
25-May-16	98.1	99.3	-
11-May-16	95.3	96.9	-
27-Apr-16	95.9	97.4	-
13-Apr-16	96.2	95.8	-
30-Mar-16	96.2	100.9	-
16-Mar-16	96.2	95.8	-
2-Mar-16	92.0	93.1	-
17-Feb-16	89.9	93.0	-
3-Feb-16	95.1	96.3	-
20-Jan-16	95.1	98.9	-
6-Jan-16	105.6	106.6	-
<hr/>			
22-Dec-15	105.6	107.5	-
9-Dec-15	109.8	109.8	-
25-Nov-15	109.8	111.8	-
12-Nov-15	109.8	112.6	-
28-Oct-15	109.8	113.5	-
14-Oct-15	109.8	113.0	-
30-Sep-15	109.8	111.4	-
16-Sep-15	109.8	113.0	-
2-Sep-15	109.8	109.6	-
<hr/>			
Aug '15	115.1	113.9	-
Jul '15	115.1	114.7	-
Jun '15	115.1	115.6	-
May '15	115.1	114.8	-
Apr '15	115.1	117.8	-
Mar '15	115.1	117.2	-
Feb '15	115.1	114.0	-
Jan '15	-	110.4	-

Residential Heating Fuel Prices — Burwash Landing

	Furnace Oil	Arctic Stove Oil	Propane (500 gallon tank)
28-Sep-16	100.8	105.5	-
14-Sep-16	100.8	98.7	-
31-Aug-16	97.7	97.1	-
17-Aug-16	92.4	95.6	-
3-Aug-16	92.4	94.5	-
20-Jul-16	92.4	94.5	-
6-Jul-16	92.4	95.6	-
22-Jun-16	94.5	95.6	-
8-Jun-16	94.8	95.6	-
25-May-16	96.9	95.6	-
11-May-16	93.4	95.0	-
27-Apr-16	92.7	94.3	-
13-Apr-16	92.4	93.4	-
30-Mar-16	92.4	99.1	-
16-Mar-16	92.4	93.9	-
2-Mar-16	88.2	93.9	-
17-Feb-16	86.1	89.8	-
3-Feb-16	91.4	96.5	-
20-Jan-16	91.4	97.0	-
6-Jan-16	101.9	105.0	-
22-Dec-15	101.9	106.8	-
9-Dec-15	106.1	107.9	-
25-Nov-15	106.1	109.9	-
12-Nov-15	107.6	110.7	-
28-Oct-15	107.6	110.9	-
14-Oct-15	106.1	109.2	-
30-Sep-15	107.6	109.5	-
16-Sep-15	107.6	109.2	-
2-Sep-15	113.4	107.7	-
Aug '15	116.0	112.0	-
Jul '15	116.0	112.8	-
Jun '15	116.0	113.7	-
May '15	111.3	113.8	-
Apr '15	116.0	114.7	-
Mar '15	118.4	115.3	-
Feb '15	116.0	112.1	-
Jan '15	120.8	110.4	-

Residential Heating Fuel Prices — Carcross

	Furnace Oil	Arctic Stove Oil	Propane (500 gallon tank)
28-Sep-16	100.7	100.9	-
14-Sep-16	100.7	100.9	-
31-Aug-16	99.1	97.8	-
17-Aug-16	93.7	92.5	-
3-Aug-16	97.0	92.5	-
20-Jul-16	96.0	92.5	-
6-Jul-16	97.3	92.5	-
22-Jun-16	94.0	92.5	-
8-Jun-16	92.8	92.5	-
25-May-16	93.5	92.5	-
11-May-16	90.6	92.2	-
27-Apr-16	91.2	92.8	-
13-Apr-16	89.4	91.1	-
30-Mar-16	89.4	96.2	-
16-Mar-16	89.4	91.0	-
2-Mar-16	85.2	88.4	-
17-Feb-16	83.1	88.3	-
3-Feb-16	88.3	91.6	-
20-Jan-16	88.3	94.2	-
6-Jan-16	98.8	101.9	-
22-Dec-15	98.8	102.8	-
9-Dec-15	103.0	105.1	-
25-Nov-15	103.0	107.2	-
12-Nov-15	103.0	107.9	-
28-Oct-15	103.0	108.9	-
14-Oct-15	103.0	106.2	-
30-Sep-15	103.0	106.7	-
16-Sep-15	103.0	106.2	-
2-Sep-15	103.0	103.9	-
Aug '15	108.3	108.2	-
Jul '15	108.3	109.1	-
Jun '15	108.3	109.9	-
May '15	108.3	111.0	-
Apr '15	108.3	111.4	-
Mar '15	108.3	112.6	-
Feb '15	108.3	109.9	-
Jan '15	-	109.1	-

Residential Heating Fuel Prices — Carmacks

	Furnace Oil	Arctic Stove Oil	Propane (500-gallon tank cost)
28-Sep-16	98.5	101.6	96.3
14-Sep-16	98.5	101.6	n/a
31-Aug-16	95.3	98.5	93.1
17-Aug-16	90.1	93.2	93.1
3-Aug-16	90.1	93.2	93.1
20-Jul-16	90.1	93.2	93.1
6-Jul-16	90.1	93.2	93.7
22-Jun-16	90.1	93.2	93.7
8-Jun-16	90.1	93.2	93.7
25-May-16	90.1	93.2	92.1
11-May-16	90.1	93.2	90.5
27-Apr-16	90.1	93.2	90.5
13-Apr-16	90.1	93.2	90.5
30-Mar-16	90.1	93.2	90.5
16-Mar-16	90.1	93.2	84.2
2-Mar-16	85.9	89.0	90.3
17-Feb-16	83.8	86.9	71.3
3-Feb-16	89.0	92.2	71.3
20-Jan-16	89.0	92.2	71.3
6-Jan-16	99.5	102.7	71.3
22-Dec-15	99.5	102.7	71.3
9-Dec-15	103.7	106.9	71.3
25-Nov-15	103.7	106.9	71.3
12-Nov-15	103.7	106.9	77.2
28-Oct-15	103.7	106.9	82.4
14-Oct-15	103.7	106.9	82.4
30-Sep-15	103.7	106.9	81.9
16-Sep-15	103.7	106.9	81.9
2-Sep-15	103.7	106.9	79.3
Aug '15	109.0	112.1	79.3
Jul '15	109.0	112.1	79.3
Jun '15	109.0	112.1	82.5
May '15	109.0	112.1	85.6
Apr '15	109.0	112.1	84.9
Mar '15	109.0	112.1	84.5
Feb '15	109.0	112.1	84.5
Jan '15	113.7	116.9	87.7
Dec '14	124.2	127.4	91.4
Nov '14	126.8	130.0	92.9
Oct '14	128.9	132.1	89.1
Sep '14	136.3	139.4	85.1
Aug '14	136.3	139.4	84.5
Jul '14	136.3	139.4	85.3
Jun '14	136.3	139.4	88.5
May '14	136.3	139.4	90.3
Apr '14	136.3	139.4	89.9
Mar '14	136.3	139.4	102.9
Feb '14	135.3	138.4	114.5
Jan '14	133.1	136.3	91.5
Dec '13	133.1	136.3	86.2
Nov '13	133.1	137.6	80.7
Oct '13	128.9	132.1	82.2
Sep '13	128.9	132.1	76.8

Residential Heating Fuel Prices — Dawson City

	Furnace Oil	Arctic Stove Oil	Propane (500-gallon tank cost)
28-Sep-16	102.9	107.1	96.3
14-Sep-16	102.9	107.1	n/a
31-Aug-16	103.3	104.0	93.1
17-Aug-16	98.0	98.7	93.1
3-Aug-16	101.3	98.7	93.1
20-Jul-16	100.3	98.7	93.1
6-Jul-16	101.6	98.7	93.7
22-Jun-16	98.3	98.7	93.7
8-Jun-16	97.1	98.7	93.7
25-May-16	97.8	98.7	92.1
11-May-16	94.9	96.4	90.5
27-Apr-16	95.5	97.1	90.5
13-Apr-16	95.6	95.4	90.5
30-Mar-16	95.6	100.5	90.5
16-Mar-16	95.6	95.3	84.2
2-Mar-16	91.4	92.7	90.3
17-Feb-16	89.3	92.6	71.3
3-Feb-16	94.5	95.9	71.3
20-Jan-16	94.5	98.5	71.3
6-Jan-16	105.0	106.2	71.3
22-Dec-15	105.0	107.2	71.3
9-Dec-15	109.2	109.4	71.3
25-Nov-15	109.2	111.4	71.3
12-Nov-15	109.2	112.2	77.2
28-Oct-15	109.2	113.1	82.4
14-Oct-15	109.2	112.4	82.4
30-Sep-15	109.2	111.0	81.9
16-Sep-15	109.2	112.4	81.9
2-Sep-15	109.2	109.1	79.3
Aug '15	114.5	113.5	79.3
Jul '15	114.5	114.3	79.3
Jun '15	114.5	115.2	82.5
May '15	114.5	114.5	85.6
Apr '15	114.5	117.3	84.9
Mar '15	114.5	117.9	84.5
Feb '15	114.5	114.4	84.5
Jan '15	119.2	123.1	87.7
Dec '14	129.7	134.4	91.4
Nov '14	132.3	135.5	92.9
Oct '14	134.4	137.6	89.1
Sep '14	141.8	144.9	85.1
Aug '14	141.8	144.9	84.5
Jul '14	141.8	144.9	85.3
Jun '14	141.8	144.9	88.5
May '14	141.8	144.9	90.3
Apr '14	141.8	144.9	89.9
Mar '14	141.8	144.9	102.9
Feb '14	140.8	143.9	114.5
Jan '14	138.6	141.8	91.5
Dec '13	138.6	141.8	86.2
Nov '13	138.6	141.8	80.7
Oct '13	134.4	137.6	82.2
Sep '13	134.4	137.6	76.8

Residential Heating Fuel Prices — Destruction Bay

	Furnace Oil	Arctic Stove Oil	Propane (500 gallon tank)
28-Sep-16	97.8	100.9	-
14-Sep-16	97.8	100.9	-
31-Aug-16	94.6	97.8	-
17-Aug-16	89.4	92.5	-
3-Aug-16	89.4	92.5	-
20-Jul-16	89.4	92.5	-
6-Jul-16	89.4	92.5	-
22-Jun-16	94.0	92.5	-
8-Jun-16	94.1	92.5	-
25-May-16	94.7	92.5	-
11-May-16	91.9	93.5	-
27-Apr-16	92.5	94.0	-
13-Apr-16	89.4	92.4	-
30-Mar-16	89.4	97.7	-
16-Mar-16	89.4	92.4	-
2-Mar-16	85.2	89.7	-
17-Feb-16	83.1	89.6	-
3-Feb-16	88.3	95.4	-
20-Jan-16	88.3	95.4	-
6-Jan-16	98.8	102.0	-
22-Dec-15	98.8	102.0	-
9-Dec-15	103.0	106.2	-
25-Nov-15	103.0	106.2	-
12-Nov-15	103.0	106.2	-
28-Oct-15	103.0	106.2	-
14-Oct-15	103.0	106.2	-
30-Sep-15	103.0	106.2	-
16-Sep-15	103.0	106.2	-
2-Sep-15	103.0	106.2	-
Aug '15	108.3	111.4	-
Jul '15	108.3	111.4	-
Jun '15	108.3	111.4	-
May '15	108.3	111.4	-
Apr '15	108.3	111.4	-
Mar '15	108.3	111.4	-
Feb '15	108.3	111.4	-

Residential Heating Fuel Prices — Faro

	Furnace Oil	Arctic Stove Oil	Propane (500-gallon tank cost)
28-Sep-16	98.7	101.9	96.3
14-Sep-16	98.7	101.9	n/a
31-Aug-16	95.6	98.7	93.1
17-Aug-16	90.3	93.5	93.1
3-Aug-16	90.3	93.5	93.1
20-Jul-16	90.3	93.5	93.1
6-Jul-16	90.3	93.5	93.7
22-Jun-16	90.3	93.5	93.7
8-Jun-16	90.3	93.5	93.7
25-May-16	90.3	93.5	92.1
11-May-16	90.3	93.5	90.5
27-Apr-16	90.3	93.5	90.5
13-Apr-16	90.3	93.5	90.5
30-Mar-16	90.3	93.5	90.5
16-Mar-16	90.3	93.5	84.2
2-Mar-16	86.1	89.3	90.3
17-Feb-16	84.0	87.2	71.3
3-Feb-16	89.3	92.4	71.3
20-Jan-16	89.3	92.4	71.3
6-Jan-16	99.8	102.9	71.3
22-Dec-15	99.8	102.9	71.3
9-Dec-15	104.0	107.1	71.3
25-Nov-15	104.0	107.1	71.3
12-Nov-15	104.0	107.1	77.2
28-Oct-15	104.0	107.1	82.4
14-Oct-15	104.0	107.1	82.4
30-Sep-15	104.0	107.1	81.9
16-Sep-15	104.0	107.1	81.9
2-Sep-15	104.0	107.1	79.3
Aug '15	109.2	112.4	79.3
Jul '15	109.2	112.4	79.3
Jun '15	109.2	112.4	82.5
May '15	109.2	112.4	85.6
Apr '15	109.2	112.4	84.9
Mar '15	109.2	112.4	84.5
Feb '15	109.2	112.4	84.5
Jan '15	114.0	117.1	87.7
Dec '14	124.5	127.6	91.4
Nov '14	127.1	130.2	92.9
Oct '14	129.2	132.3	89.1
Sep '14	136.5	139.7	85.1
Aug '14	136.5	139.7	84.5
Jul '14	136.5	139.7	85.3
Jun '14	136.5	139.7	88.5
May '14	136.5	139.7	90.3
Apr '14	136.5	139.7	89.9
Mar '14	136.5	139.7	102.9
Feb '14	135.5	138.7	114.5
Jan '14	133.4	136.5	91.5
Dec '13	133.4	136.5	86.2
Nov '13	133.4	136.5	80.7
Oct '13	129.2	132.3	82.2
Sep '13	129.2	132.3	76.8

Residential Heating Fuel Prices — Haines Junction

	Furnace Oil	Arctic Stove Oil	Propane (500-gallon tank cost)
28-Sep-16	97.6	101.4	96.3
14-Sep-16	97.6	102.4	n/a
31-Aug-16	98.0	100.3	93.1
17-Aug-16	92.7	96.9	93.1
3-Aug-16	95.9	96.9	93.1
20-Jul-16	95.0	98.8	93.1
6-Jul-16	96.3	98.5	93.7
22-Jun-16	93.0	98.2	93.7
8-Jun-16	91.8	94.3	93.7
25-May-16	92.4	93.8	92.1
11-May-16	89.6	92.8	90.5
27-Apr-16	90.1	91.8	90.5
13-Apr-16	87.3	90.9	90.5
30-Mar-16	87.3	94.4	90.5
16-Mar-16	87.3	90.0	84.2
2-Mar-16	83.1	87.8	90.3
17-Feb-16	81.0	86.3	71.3
3-Feb-16	86.2	86.6	71.3
20-Jan-16	86.2	90.8	71.3
6-Jan-16	96.7	97.9	71.3
22-Dec-15	96.7	99.4	71.3
9-Dec-15	100.9	102.8	71.3
25-Nov-15	100.9	104.7	71.3
12-Nov-15	100.9	106.3	77.2
28-Oct-15	100.9	106.5	82.4
14-Oct-15	100.9	105.6	82.4
30-Sep-15	100.9	104.4	81.9
16-Sep-15	100.9	104.1	81.9
2-Sep-15	100.9	103.2	79.3
Aug '15	106.2	107.1	79.3
Jul '15	106.2	108.4	79.3
Jun '15	106.2	107.9	82.5
May '15	106.2	107.1	85.6
Apr '15	106.2	104.7	84.9
Mar '15	106.2	109.1	84.5
Feb '15	106.2	107.0	84.5
Jan '15	110.9	104.7	87.7
Dec '14	121.4	116.4	91.4
Nov '14	124.0	126.5	92.9
Oct '14	126.1	128.3	89.1
Sep '14	133.5	131.6	85.1
Aug '14	133.5	133.7	84.5
Jul '14	133.5	132.9	85.3
Jun '14	133.5	133.7	88.5
May '14	133.5	134.5	90.3
Apr '14	133.5	133.8	89.9
Mar '14	133.5	133.9	102.9
Feb '14	132.5	132.6	114.5
Jan '14	130.3	130.0	91.5
Dec '13	130.3	126.3	86.2
Nov '13	130.3	126.4	80.7
Oct '13	126.1	124.1	82.2
Sep '13	126.1	127.2	76.8

Residential Heating Fuel Prices — Marsh Lake

	Furnace Oil	Arctic Stove Oil	Propane (500 gallon tank)
28-Sep-16	98.3	101.4	-
14-Sep-16	98.3	101.4	-
31-Aug-16	95.1	98.3	-
17-Aug-16	89.9	93.0	-
3-Aug-16	89.9	93.0	-
20-Jul-16	89.9	93.0	-
6-Jul-16	89.9	93.0	-
22-Jun-16	89.9	93.0	-
8-Jun-16	89.9	93.0	-
25-May-16	89.9	93.0	-
11-May-16	89.9	93.0	-
27-Apr-16	89.9	93.0	-
13-Apr-16	89.9	93.0	-
30-Mar-16	89.9	93.0	-
16-Mar-16	89.9	93.0	-
2-Mar-16	85.7	88.8	-
17-Feb-16	83.1	86.2	-
3-Feb-16	88.3	91.5	-
20-Jan-16	88.3	91.5	-
6-Jan-16	98.8	102.0	-
22-Dec-15	98.8	102.0	-
9-Dec-15	103.0	106.2	-
25-Nov-15	103.0	106.2	-
12-Nov-15	103.0	106.2	-
28-Oct-15	103.0	106.2	-
14-Oct-15	103.0	106.2	-
30-Sep-15	103.0	106.2	-
16-Sep-15	103.0	106.2	-
2-Sep-15	103.0	106.2	-
Aug '15	108.3	111.4	-
Jul '15	108.3	111.4	-
Jun '15	108.3	111.4	-
May '15	108.3	111.4	-
Apr '15	108.3	111.4	-
Mar '15	108.3	111.4	-
Feb '15	108.3	111.4	-

Residential Heating Fuel Prices — Mayo

	Furnace Oil	Arctic Stove Oil	Propane (500-gallon tank cost)
28-Sep-16	105.6	110.6	96.3
14-Sep-16	105.6	110.6	n/a
31-Aug-16	103.4	105.3	93.1
17-Aug-16	99.8	102.7	93.1
3-Aug-16	102.0	102.7	93.1
20-Jul-16	103.0	105.3	93.1
6-Jul-16	102.2	102.7	93.7
22-Jun-16	100.1	102.7	93.7
8-Jun-16	99.2	102.7	93.7
25-May-16	99.7	102.7	92.1
11-May-16	97.8	99.9	90.5
27-Apr-16	98.2	100.3	90.5
13-Apr-16	99.5	99.2	90.5
30-Mar-16	99.5	102.6	90.5
16-Mar-16	100.1	99.4	84.2
2-Mar-16	98.0	97.7	90.3
17-Feb-16	96.9	97.6	71.3
3-Feb-16	99.5	99.9	71.3
20-Jan-16	104.8	105.1	71.3
6-Jan-16	111.1	110.9	71.3
22-Dec-15	111.1	111.5	71.3
9-Dec-15	113.2	113.1	71.3
25-Nov-15	113.2	114.4	71.3
12-Nov-15	117.4	116.7	77.2
28-Oct-15	114.2	116.2	82.4
14-Oct-15	114.2	117.4	82.4
30-Sep-15	114.2	114.8	81.9
16-Sep-15	114.2	117.4	81.9
2-Sep-15	116.3	114.3	79.3
Aug '15	119.0	117.2	79.3
Jul '15	119.0	117.7	79.3
Jun '15	119.0	118.3	82.5
May '15	118.9	117.4	85.6
Apr '15	119.0	120.5	84.9
Mar '15	118.9	120.0	84.5
Feb '15	119.0	117.8	84.5
Jan '15	117.6	116.7	87.7
Dec '14	129.7	134.8	89.1
Nov '14	140.3	140.3	92.9
Oct '14	142.4	142.4	89.1
Sep '14	149.7	149.7	85.1
Aug '14	149.7	149.7	84.5
Jul '14	149.7	149.7	85.3
Jun '14	149.7	149.7	88.5
May '14	149.7	149.7	90.3
Apr '14	149.7	149.7	89.9
Mar '14	149.7	149.7	102.9
Feb '14	148.7	148.7	114.5
Jan '14	146.6	146.6	91.5
Dec '13	146.6	146.6	86.2
Nov '13	143.4	146.6	80.7
Oct '13	139.2	142.4	82.2
Sep '13	139.2	142.4	76.8

Residential Heating Fuel Prices — Pelly Crossing

	Furnace Oil	Arctic Stove Oil	Propane (500 gallon tank)
28-Sep-16	100.2	103.5	-
14-Sep-16	100.2	103.5	-
31-Aug-16	100.6	100.4	-
17-Aug-16	95.3	95.1	-
3-Aug-16	98.6	95.1	-
20-Jul-16	97.7	95.1	-
6-Jul-16	98.9	95.1	-
22-Jun-16	95.7	95.1	-
8-Jun-16	94.4	95.1	-
25-May-16	95.1	95.1	-
11-May-16	92.2	93.8	-
27-Apr-16	92.8	94.4	-
13-Apr-16	92.0	92.8	-
30-Mar-16	92.0	97.8	-
16-Mar-16	92.0	92.7	-
2-Mar-16	87.8	90.0	-
17-Feb-16	85.7	89.9	-
3-Feb-16	90.9	93.2	-
20-Jan-16	90.9	95.8	-
6-Jan-16	101.4	103.5	-
22-Dec-15	101.4	104.5	-
9-Dec-15	105.6	106.7	-
25-Nov-15	105.6	108.8	-
12-Nov-15	105.6	109.6	-
28-Oct-15	105.6	110.5	-
14-Oct-15	105.6	108.8	-
30-Sep-15	105.6	108.0	-
16-Sep-15	105.6	108.8	-
2-Sep-15	105.6	106.5	-
Aug '15	110.9	110.9	-
Jul '15	110.9	111.7	-
Jun '15	110.9	112.5	-
May '15	110.9	112.3	-
Apr '15	110.9	114.0	-
Mar '15	110.9	114.7	-
Feb '15	110.9	112.0	-
Jan '15	-	110.6	-

Residential Heating Fuel Prices — Ross River

	Furnace Oil	Arctic Stove Oil	Propane (500-gallon tank cost)
28-Sep-16	99.8	102.9	96.3
14-Sep-16	99.8	102.9	n/a
31-Aug-16	96.6	99.8	93.1
17-Aug-16	91.4	94.5	93.1
3-Aug-16	91.4	94.5	93.1
20-Jul-16	91.4	94.5	93.1
6-Jul-16	91.4	94.5	93.7
22-Jun-16	91.4	94.5	93.7
8-Jun-16	91.4	94.5	93.7
25-May-16	91.4	94.5	92.1
11-May-16	91.4	94.5	90.5
27-Apr-16	91.4	94.5	90.5
13-Apr-16	91.4	94.5	90.5
30-Mar-16	91.4	94.5	90.5
16-Mar-16	91.4	94.5	84.2
2-Mar-16	87.2	90.3	90.3
17-Feb-16	85.1	88.2	71.3
3-Feb-16	90.3	93.5	71.3
20-Jan-16	90.3	93.5	71.3
6-Jan-16	100.8	104.0	71.3
22-Dec-15	100.8	104.0	71.3
9-Dec-15	105.0	108.2	71.3
25-Nov-15	105.0	108.2	71.3
12-Nov-15	105.0	108.2	77.2
28-Oct-15	105.0	108.2	82.4
14-Oct-15	105.0	108.2	82.4
30-Sep-15	105.0	108.2	81.9
16-Sep-15	105.0	108.2	81.9
2-Sep-15	105.0	108.2	79.3
Aug '15	110.9	114.0	79.3
Jul '15	110.9	114.0	79.3
Jun '15	110.9	114.0	82.5
May '15	110.3	113.4	85.6
Apr '15	110.3	113.4	84.9
Mar '15	110.3	113.4	84.5
Feb '15	110.3	113.4	84.5
Jan '15	115.0	118.2	87.7
Dec '14	125.5	128.7	91.4
Nov '14	128.1	131.3	92.9
Oct '14	130.2	133.4	89.1
Sep '14	137.6	140.7	85.1
Aug '14	137.6	140.7	84.5
Jul '14	137.6	140.7	85.3
Jun '14	137.6	140.7	88.5
May '14	137.6	140.7	90.3
Apr '14	137.6	140.7	89.9
Mar '14	137.6	140.7	102.9
Feb '14	136.6	139.7	114.5
Jan '14	134.4	137.6	91.5
Dec '13	134.4	137.6	86.2
Nov '13	134.4	137.6	80.7
Oct '13	130.2	133.4	82.2
Sep '13	130.2	133.4	76.8

Residential Heating Fuel Prices — Stewart Crossing

	Furnace Oil	Arctic Stove Oil	Propane (500 gallon tank)
28-Sep-16	100.4	103.5	-
14-Sep-16	100.4	103.5	-
31-Aug-16	97.2	100.4	-
17-Aug-16	92.0	95.1	-
3-Aug-16	92.0	95.1	-
20-Jul-16	92.0	95.1	-
6-Jul-16	92.0	95.1	-
22-Jun-16	92.0	95.1	-
8-Jun-16	92.0	95.1	-
25-May-16	92.0	95.1	-
11-May-16	92.0	95.1	-
27-Apr-16	92.0	95.1	-
13-Apr-16	92.0	95.1	-
30-Mar-16	92.0	95.1	-
16-Mar-16	92.0	95.1	-
2-Mar-16	87.8	90.9	-
17-Feb-16	85.7	88.8	-
3-Feb-16	90.9	94.1	-
20-Jan-16	90.9	94.1	-
6-Jan-16	101.4	104.6	-
22-Dec-15	101.4	104.6	-
9-Dec-15	105.6	108.8	-
25-Nov-15	105.6	108.8	-
12-Nov-15	105.6	108.8	-
28-Oct-15	105.6	108.8	-
14-Oct-15	105.6	108.8	-
30-Sep-15	105.6	108.8	-
16-Sep-15	105.6	108.8	-
2-Sep-15	105.6	108.8	-
Aug '15	110.9	114.0	-
Jul '15	110.9	114.0	-
Jun '15	110.9	114.0	-
May '15	110.9	114.0	-
Apr '15	110.9	114.0	-
Mar '15	110.9	114.0	-
Feb '15	110.9	114.0	-

Residential Heating Fuel Prices — Tagish & Teslin

	Tagish		
	Furnace Oil	Arctic Stove Oil	Propane (500-gallon tank cost)
28-Sep-16	100.7	103.0	-
14-Sep-16	100.7	103.0	-
31-Aug-16	99.1	101.4	-
17-Aug-16	93.7	98.8	-
3-Aug-16	97.0	98.8	-
20-Jul-16	96.0	98.8	-
6-Jul-16	97.3	98.8	-
22-Jun-16	94.0	98.8	-
8-Jun-16	92.8	98.8	-
25-May-16	93.5	98.8	-
11-May-16	90.6	96.5	-
27-Apr-16	91.2	96.8	-
13-Apr-16	89.4	95.8	-
30-Mar-16	89.4	99.1	-
16-Mar-16	89.4	95.7	-
2-Mar-16	85.2	93.9	-
17-Feb-16	83.1	93.9	-
3-Feb-16	88.3	96.1	-
20-Jan-16	88.3	101.3	-
6-Jan-16	98.8	106.4	-
22-Dec-15	98.8	108.8	-
9-Dec-15	103.0	110.3	-
25-Nov-15	103.0	111.7	-
12-Nov-15	103.0	112.2	-
28-Oct-15	103.0	112.8	-
14-Oct-15	103.0	113.5	-
30-Sep-15	103.0	111.4	-
16-Sep-15	103.0	116.1	-
2-Sep-15	103.0	111.3	-
Aug '15	108.3	114.2	-
Jul '15	108.3	114.7	-
Jun '15	108.3	115.3	-
May '15	108.3	117.2	-
Apr '15	108.3	115.5	-
Mar '15	108.3	119.3	-
Feb '15	108.3	113.6	-
Jan '15	-	124.4	-
Dec '14	-	136.5	-
Nov '14	-	142.8	-
Oct '14	-	147.0	-
Sep '14	-	149.1	-
Aug '14	-	149.1	-
Jul '14	-	149.1	-
Jun '14	-	149.1	-
May '14	-	149.1	-
Apr '14	-	149.1	-
Mar '14	-	147.6	-
Feb '14	-	146.0	-
Jan '14	-	143.9	-
Dec '13	-	140.2	-
Nov '13	-	136.5	-
Oct '13	-	136.5	-
Sep '13	-	136.5	-

	Teslin		
	Furnace Oil	Arctic Stove Oil	Propane (500-gallon tank cost)
28-Sep-16	99.0	101.6	96.3
14-Sep-16	99.0	101.6	n/a
31-Aug-16	99.4	98.5	93.1
17-Aug-16	94.1	93.2	93.1
3-Aug-16	97.3	93.2	93.1
20-Jul-16	96.4	93.2	93.1
6-Jul-16	97.7	93.2	93.7
22-Jun-16	94.4	93.2	93.7
8-Jun-16	93.2	93.2	93.7
25-May-16	93.8	93.2	92.1
11-May-16	91.0	92.6	90.5
27-Apr-16	91.6	93.1	90.5
13-Apr-16	90.1	91.5	90.5
30-Mar-16	90.1	96.5	90.5
16-Mar-16	90.1	91.4	84.2
2-Mar-16	85.9	88.8	90.3
17-Feb-16	83.8	88.7	71.3
3-Feb-16	89.0	92.0	71.3
20-Jan-16	89.0	94.6	71.3
6-Jan-16	99.5	102.3	71.3
22-Dec-15	99.5	103.2	71.3
9-Dec-15	103.7	105.5	71.3
25-Nov-15	103.7	107.5	71.3
12-Nov-15	103.7	108.3	77.2
28-Oct-15	103.7	109.3	82.4
14-Oct-15	103.7	106.9	82.4
30-Sep-15	103.7	107.1	81.9
16-Sep-15	103.7	106.9	81.9
2-Sep-15	103.7	105.3	79.3
Aug '15	109.0	109.6	79.3
Jul '15	109.0	110.4	79.3
Jun '15	109.0	111.3	82.5
May '15	109.0	111.4	85.6
Apr '15	109.0	112.0	84.9
Mar '15	109.0	112.9	84.5
Feb '15	109.0	110.3	84.5
Jan '15	113.8	115.4	87.7
Dec '14	124.3	127.5	91.4
Nov '14	126.9	130.1	92.9
Oct '14	129.0	132.2	89.1
Sep '14	136.4	139.5	85.1
Aug '14	136.4	139.5	84.5
Jul '14	136.4	139.5	85.3
Jun '14	136.4	139.5	88.5
May '14	136.4	139.4	90.3
Apr '14	136.4	139.4	89.9
Mar '14	136.4	139.4	102.9
Feb '14	135.4	138.4	114.5
Jan '14	133.2	136.3	91.5
Dec '13	133.2	136.3	86.2
Nov '13	133.0	136.1	80.7
Oct '13	128.6	131.8	82.2
Sep '13	128.1	131.3	76.8

Residential Heating Fuel Prices — Watson Lake

	Furnace Oil	Arctic Stove Oil	Propane (500-gallon tank cost)
28-Sep-16	101.3	100.8	96.3
14-Sep-16	101.3	100.8	n/a
31-Aug-16	101.7	97.7	93.1
17-Aug-16	96.3	92.4	93.1
3-Aug-16	99.6	92.4	93.1
20-Jul-16	98.7	92.4	93.1
6-Jul-16	100.0	92.4	93.7
22-Jun-16	96.7	92.4	93.7
8-Jun-16	95.4	92.4	93.7
25-May-16	96.1	92.4	92.1
11-May-16	93.2	94.8	90.5
27-Apr-16	93.9	95.4	90.5
13-Apr-16	89.3	93.8	90.5
30-Mar-16	89.3	98.9	90.5
16-Mar-16	89.3	93.7	84.2
2-Mar-16	85.1	91.1	90.3
17-Feb-16	83.0	90.9	71.3
3-Feb-16	88.2	94.3	71.3
20-Jan-16	87.1	94.7	71.3
6-Jan-16	98.9	104.2	71.3

22-Dec-15	99.0	104.9	71.3
9-Dec-15	102.5	107.8	71.3
25-Nov-15	108.3	112.6	71.3
12-Nov-15	110.0	114.3	77.2
28-Oct-15	110.1	115.0	82.4
14-Oct-15	108.2	112.0	82.4
30-Sep-15	108.8	112.8	81.9
16-Sep-15	104.3	108.0	81.9
2-Sep-15	105.5	109.2	79.3

	Furnace Oil	Arctic Stove Oil	Propane (500-gallon tank cost)
Aug '15	107.2	111.5	79.3
Jul '15	107.6	112.3	79.3
Jun '15	109.3	114.0	82.5
May '15	111.7	115.9	85.6
Apr '15	108.8	113.0	84.9
Mar '15	118.6	119.6	84.5
Feb '15	117.3	118.7	84.5
Jan '15	115.7	118.5	87.7

Dec '14	127.6	130.3	91.4
Nov '14	136.9	139.7	92.9
Oct '14	134.3	137.1	89.1
Sep '14	138.2	141.0	85.1
Aug '14	138.3	141.1	84.5
Jul '14	137.8	140.6	85.3
Jun '14	140.2	143.0	88.5
May '14	144.6	146.7	90.3
Apr '14	144.4	147.2	89.9
Mar '14	145.8	148.4	102.9
Feb '14	146.5	149.3	114.5
Jan '14	144.6	147.3	91.5

Dec '13	146.4	149.0	86.2
Nov '13	139.7	142.5	80.7
Oct '13	136.1	138.9	82.2
Sep '13	133.9	136.7	76.8

Information collected by Yukon Bureau of Statistics
for the Department of Energy, Mines and Resources.

Next release: October 28th, 2016