

## 1

### Retail Motor Fuel Prices in the Yukon

Average prices as of April 22<sup>nd</sup>, 2008

	Self-Serve		
	regular	premium	diesel
Whitehorse	126.6	132.8	135.4
Beaver Creek	138.9	143.9	146.9
Carcross	134.9	139.9	144.9
Carmacks	129.9	137.4	142.4
Dawson City	152.2	155.8	158.6
Destruction Bay	132.9	141.9	140.9
Haines Junction	133.7	143.2	143.2
Mayo	147.5	153.0	143.5
Pelly Crossing	139.9	-	149.9
Ross River	142.9	-	151.9
Tagish	129.8	133.8	139.8
Teslin	127.9	130.9	137.4
Watson Lake	138.9	146.9	145.9

Current average gasoline prices for regular self-serve in the Yukon range from 126.6¢ per litre in Whitehorse to 152.2¢ per litre in Dawson City. The price for premium self-serve ranges from 130.9¢ per litre in Teslin to 155.8¢ per litre in Dawson City. The lowest price for self-serve diesel is in Whitehorse—135.4¢ per litre.

For full-serve regular gasoline, the average price ranges from 126.4¢ per litre in Whitehorse to 149.9¢ per litre in Mayo. The price for full-serve diesel ranges from 135.9¢ per litre in Haines Junction to 159.9¢ per litre in Mayo. In Whitehorse and Haines Junction full-serve regular gasoline was cheaper than self-serve. In Haines Junction and Watson Lake full-serve diesel was cheaper than self-serve.

Whitehorse has the lowest price for propane, at 94.9¢ per litre, while Dawson has the highest, at 121.0¢ per litre.

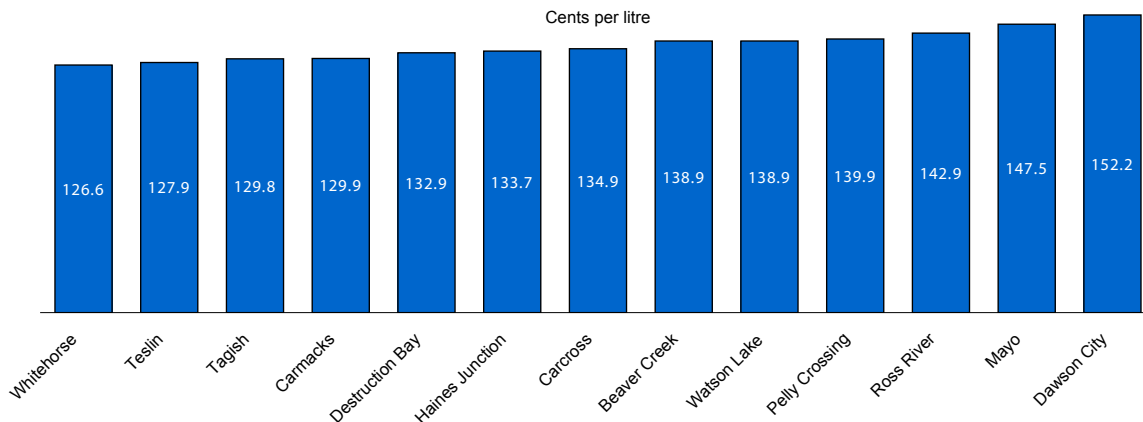
	Full-Serve			
	regular	premium	diesel	propane
Whitehorse	126.4	132.6	137.6	94.9
Burwash Landing	N/A	-	N/A	-
Carmacks	-	-	-	n/a
Dawson City	-	-	-	121.0
Destruction Bay	-	-	-	106.9
Haines Junction	130.9	-	135.9	105.9
Mayo	149.9	-	159.9	99.2
Tagish	-	-	-	106.0
Teslin	-	-	-	100.0
Watson Lake	-	-	139.9	110.0

Note: All prices are Canadian cents per litre, including all applicable taxes.

“-” Indicates this service is not available in this community at this time.

“N/A” indicates this information is not available for the reporting period.

### Average Retail Gasoline Prices Regular Self-Serve — April 22<sup>nd</sup>, 2008



# 2

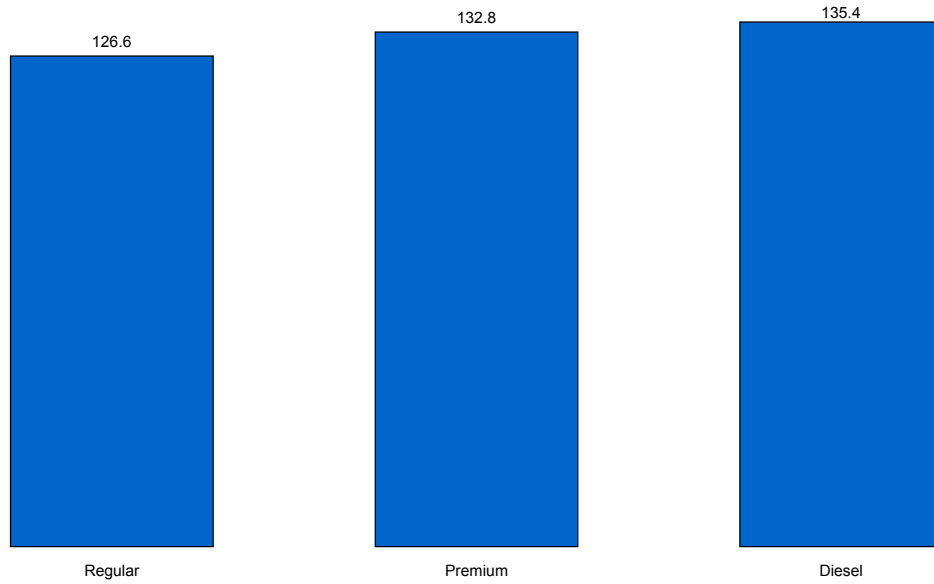
## Retail Motor Fuel Prices — Whitehorse

	Self-Serve				Full-Serve				
	regular	mid-grade	premium	diesel	regular	mid-grade	premium	diesel	propane
22-Apr-08	126.6	-	132.8	135.4	126.4	-	132.6	137.6	94.9
9-Apr-08	120.6	-	126.9	132.0	120.8	-	128.9	136.6	92.6
26-Mar-08	120.2	-	126.2	129.5	120.8	-	128.9	130.6	92.6
12-Mar-08	120.2	-	125.8	123.6	120.1	-	128.2	125.2	92.6
27-Feb-08	115.6	-	121.7	120.0	117.1	-	124.9	122.6	92.6
13-Feb-08	115.6	-	121.6	119.1	117.8	-	125.6	121.9	92.6
30-Jan-08	115.6	-	121.6	119.1	117.8	-	125.6	121.9	92.6
16-Jan-08	115.8	-	121.4	119.4	117.4	-	125.6	118.6	92.6
2-Jan-08	115.8	-	121.2	120.3	117.4	-	125.6	121.9	90.2
19-Dec-07	115.8	-	121.9	120.1	117.8	-	128.9	123.2	90.2
5-Dec-07	116.5	-	122.2	119.6	117.8	-	128.9	123.2	90.2
21-Nov-07	115.6	-	122.0	116.9	117.1	-	127.9	115.6	87.9
7-Nov-07	115.6	-	122.3	109.1	117.1	-	127.9	114.6	82.6
24-Oct-07	115.6	-	122.3	109.4	117.1	-	127.9	114.6	82.6
10-Oct-07	117.1	-	122.7	108.7	121.1	-	129.9	111.9	89.9
26-Sep-07	119.9	-	123.7	109.0	122.4	-	127.9	111.9	82.6
12-Sep-07	119.8	-	124.3	109.1	122.4	-	127.9	111.9	81.9
29-Aug-07	119.8	-	124.7	108.9	121.8	-	127.2	111.9	80.9
15-Aug-07	119.8	-	124.9	108.7	121.8	-	127.9	111.9	80.9
1-Aug-07	119.9	-	125.1	109.0	121.8	-	127.9	111.9	80.9
18-Jul-07	119.9	-	124.9	108.7	121.8	-	127.9	111.9	80.9
4-Jul-07	119.7	-	124.9	108.2	121.8	-	123.9	111.9	80.9
20-Jun-07	119.7	-	124.9	107.8	121.8	-	127.9	111.9	80.9
6-Jun-07	120.4	-	124.9	107.6	121.8	-	129.2	111.9	80.9
23-May-07	116.5	-	121.2	107.5	117.1	-	124.9	112.4	80.9
9-May-07	114.1	-	119.1	108.8	115.8	-	123.2	113.2	80.9
25-Apr-07	105.1	-	110.3	104.4	106.1	-	116.7	109.8	80.1
11-Apr-07	104.1	-	109.5	104.6	104.9	-	115.5	108.7	79.9
March '07	104.7	-	110.6	106.3	104.8	-	114.7	108.8	79.9
February '07	97.4	-	102.8	103.1	97.8	-	110.1	102.9	79.2
January '07	99.1	-	105.1	106.3	98.9	-	108.6	102.9	78.9
December '06	97.8	-	104.5	101.0	97.7	-	109.8	103.6	71.9
November '06	97.8	-	104.5	101.0	97.7	-	109.8	103.6	71.9
October '06	99.1	-	105.9	99.9	100.1	-	114.0	104.3	75.4
September '06	110.5	117.2	116.7	110.4	111.6	118.9	124.2	117.6	83.2
August '06	119.7	124.1	125.7	114.0	121.8	124.4	130.1	117.2	84.6
July '06	116.0	120.8	122.8	110.7	119.4	122.9	127.5	112.6	83.4
June '06	113.6	119.9	121.8	109.7	118.2	122.9	127.5	110.3	82.9
May '06	114.4	118.6	122.1	108.7	118.2	122.9	127.5	110.6	82.9
April '06	117.1	123.2	123.0	108.5	119.8	123.2	127.5	114.2	81.2
March '06	101.6	106.3	109.2	101.8	102.6	107.2	111.9	102.3	80.2
February '06	105.6	109.9	111.9	105.1	105.8	109.4	114.1	112.1	82.1
January '06	105.7	110.0	112.0	108.1	105.8	109.4	114.1	113.9	83.2

# 2

## Retail Motor Fuel Prices — Whitehorse

Average Self-Serve, as of April 22<sup>nd</sup>, 2008  
(cents per litre)



Average Full-Serve, as of April 22<sup>nd</sup>, 2008  
(cents per litre)



# 3

## Retail Motor Fuel Prices — Carmacks

	Self-Serve			Full-Serve
	regular	premium	diesel	propane
22-Apr-08	129.9	137.4	142.4	n/a
9-Apr-08	129.9	137.4	142.4	n/a
26-Mar-08	129.9	139.4	142.4	115.0
12-Mar-08	129.9	139.4	142.4	115.0
27-Feb-08	125.9	134.9	137.9	102.0
13-Feb-08	125.9	134.9	137.9	102.0
30-Jan-08	125.9	134.9	137.9	97.0
16-Jan-08	125.9	134.9	137.9	97.0
2-Jan-08	125.9	134.9	137.9	97.0
19-Dec-07	125.9	134.9	137.9	98.0
5-Dec-07	125.9	134.9	133.9	98.0
21-Nov-07	125.9	133.4	132.9	90.0
7-Nov-07	119.9	129.9	124.4	97.0
24-Oct-07	125.9	135.4	124.4	97.0
10-Oct-07	125.9	135.4	121.4	97.0
26-Sep-07	125.9	135.4	121.4	97.0
12-Sep-07	125.9	135.4	121.4	97.0
29-Aug-07	125.9	135.4	121.4	97.0
15-Aug-07	125.4	135.4	121.4	97.0
1-Aug-07	125.4	135.4	121.4	97.0
18-Jul-07	125.4	135.4	121.4	97.0
4-Jul-07	125.4	135.4	119.9	96.0
20-Jun-07	129.9	138.9	121.4	96.0
6-Jun-07	129.9	138.9	121.4	96.0
23-May-07	129.9	137.9	121.4	94.0
9-May-07	129.9	136.4	121.4	90.0
25-Apr-07	119.9	126.4	119.9	90.0
11-Apr-07	119.9	126.4	119.9	93.0
March '07	115.4	122.7	112.7	93.5
February '07	106.9	116.4	111.9	94.0
January '07	115.9	132.4	111.4	94.0
December '06	109.9	128.9	111.4	94.0
November '06	109.9	119.9	110.2	94.0
October '06	109.9	119.9	107.7	94.0
September '06	115.9	124.7	118.9	93.5
August '06	127.6	136.4	126.4	93.0
July '06	127.9	135.9	121.2	93.0
June '06	129.9	138.9	123.9	94.0
May '06	129.9	138.2	123.9	93.5
April '06	122.4	132.2	115.9	93.0
March '06	107.1	115.2	111.4	93.0
February '06	108.9	117.9	114.7	93.0
January '06	108.9	117.9	115.9	93.0

# 4

## Retail Motor Fuel Prices — Dawson City

	Self-Serve			Full-Serve		
	regular	premium	diesel	regular	diesel	propane
22-Apr-08	152.2	155.8	158.6	-	-	121.0
9-Apr-08	145.2	149.0	151.0	-	-	113.0
26-Mar-08	145.7	148.0	147.0	-	-	99.9
12-Mar-08	140.8	148.1	139.2	-	-	99.9
27-Feb-08	140.1	146.7	138.2	-	-	99.9
13-Feb-08	140.1	146.7	138.2	-	-	99.9
30-Jan-08	139.7	146.7	138.3	-	-	99.9
16-Jan-08	139.7	146.7	138.3	-	-	99.9
2-Jan-08	139.4	147.2	139.0	-	-	99.9
19-Dec-07	138.4	147.2	139.0	-	-	99.9
5-Dec-07	138.2	146.0	136.3	-	-	99.9
21-Nov-07	139.7	147.3	137.2	-	-	99.9
7-Nov-07	139.7	147.3	135.0	-	-	99.9
24-Oct-07	139.7	147.3	135.0	-	-	99.9
10-Oct-07	139.7	147.3	135.0	-	-	99.9
26-Sep-07	140.4	147.5	134.1	-	-	99.9
12-Sep-07	140.4	147.5	134.1	-	-	99.9
29-Aug-07	140.4	147.5	134.1	-	-	99.9
15-Aug-07	140.4	147.5	134.1	-	-	99.9
1-Aug-07	141.7	147.5	135.4	-	-	99.9
18-Jul-07	141.7	147.5	135.4	-	-	97.9
4-Jul-07	140.5	147.5	133.8	-	-	97.9
20-Jun-07	140.9	147.2	133.9	-	-	97.9
6-Jun-07	143.2	147.2	133.9	-	-	97.9
23-May-07	142.7	147.5	133.9	-	-	97.9
9-May-07	137.4	146.2	134.4	-	-	97.9
25-Apr-07	134.6	140.7	131.0	-	-	97.9
11-Apr-07	130.6	139.4	131.2	-	-	97.9
March '07	125.1	132.8	130.5	-	-	97.9
February '07	121.9	129.1	129.1	-	-	97.9
January '07	122.0	127.9	126.8	-	-	97.9
December '06	119.3	123.6	120.1	-	-	97.9
November '06	119.8	124.3	120.8	-	-	98.2
October '06	122.5	127.3	122.8	-	-	98.5
September '06	130.3	135.1	129.1	-	-	98.5
August '06	136.5	142.2	130.8	-	-	98.5
July '06	134.4	139.8	129.2	-	-	98.2
June '06	133.7	139.1	129.0	131.5	130.0	96.8
May '06	133.5	139.2	130.3	129.0	126.0	95.0
April '06	133.6	139.6	128.8	125.0	123.0	94.0
March '06	121.9	128.4	125.6	119.0	120.0	86.5
February '06	123.2	129.2	126.2	117.0	126.5	86.5
January '06	123.2	129.1	126.0	110.0	125.0	86.5

# 5

## Retail Motor Fuel Prices — Haines Junction

	Self-Serve			Full-Serve		
	regular	premium	diesel	regular	diesel	propane
22-Apr-08	133.7	143.2	143.2	130.9	135.9	105.9
9-Apr-08	125.3	133.7	137.6	122.9	131.9	105.9
26-Mar-08	124.0	132.5	127.3	117.9	120.9	92.9
12-Mar-08	124.0	132.5	123.6	117.9	120.9	92.9
27-Feb-08	117.5	122.9	121.5	117.9	120.9	92.9
13-Feb-08	117.9	122.9	120.9	117.9	120.9	92.9
30-Jan-08	117.5	122.9	121.5	117.9	120.9	92.9
16-Jan-08	117.5	122.9	121.5	117.9	120.9	92.9
2-Jan-08	117.5	122.9	121.5	117.9	120.9	92.9
19-Dec-07	121.3	130.4	122.9	117.9	116.9	92.9
5-Dec-07	121.3	130.4	122.9	117.9	116.9	92.9
21-Nov-07	123.4	130.4	119.4	117.9	116.9	83.9
7-Nov-07	121.3	130.4	119.3	117.9	116.9	83.9
24-Oct-07	120.9	130.2	119.3	117.9	116.9	83.9
10-Oct-07	124.3	132.9	119.3	122.9	116.9	83.9
26-Sep-07	124.3	132.9	119.3	122.9	116.9	83.9
12-Sep-07	125.7	134.6	119.4	122.9	116.9	83.9
29-Aug-07	125.7	134.6	119.4	122.9	116.9	83.9
15-Aug-07	125.7	134.6	119.4	122.9	116.9	83.9
1-Aug-07	125.7	134.6	119.4	122.9	116.9	83.9
18-Jul-07	125.7	134.6	119.4	122.9	116.9	83.9
4-Jul-07	125.7	134.6	119.4	122.9	116.9	83.9
20-Jun-07	125.7	134.6	119.4	122.9	116.9	79.5
6-Jun-07	125.7	134.6	119.4	122.9	116.9	79.5
23-May-07	125.7	134.6	119.4	122.9	116.9	79.5
9-May-07	122.7	132.6	118.2	116.9	116.9	79.5
25-Apr-07	119.9	129.6	117.9	116.9	116.9	79.5
11-Apr-07	118.7	127.9	117.9	111.9	113.9	79.5
March '07	108.2	115.9	109.3	108.9	110.4	79.5
February '07	106.7	114.4	108.6	105.9	115.9	79.5
January '07	106.4	114.2	111.3	105.9	115.9	79.5
December '06	106.0	113.9	107.0	105.9	105.9	79.5
November '06	106.0	113.9	106.0	105.9	105.9	79.5
October '06	106.9	114.9	107.9	105.9	105.9	79.5
September '06	116.9	124.1	117.9	114.9	114.9	79.5
August '06	125.5	133.2	118.2	125.2	116.6	79.5
July '06	121.2	128.3	115.0	119.9	114.4	79.5
June '06	120.4	127.4	114.3	117.9	112.9	79.5
May '06	118.7	128.9	115.4	118.9	112.9	79.5
April '06	120.7	127.7	115.7	116.9	111.4	79.5
March '06	107.9	115.4	111.9	105.9	105.9	79.5
February '06	110.4	116.9	110.4	110.9	109.4	79.5
January '06	110.9	116.9	110.9	110.9	107.9	79.5

# 6

## Retail Motor Fuel Prices — Mayo

	Self-Serve			Full-Serve			
	regular	premium	diesel	regular	premium	diesel	propane
22-Apr-08	147.5	153.0	143.5	149.9	-	159.9	99.2
9-Apr-08	139.5	147.0	136.5	149.9	-	159.9	99.2
26-Mar-08	139.5	147.0	136.5	139.9	-	138.5	99.2
12-Mar-08	137.5	140.9	129.0	139.9	-	138.5	99.2
27-Feb-08	136.9	140.9	128.9	139.9	-	138.5	99.2
13-Feb-08	136.9	140.9	128.9	139.9	-	138.5	99.2
30-Jan-08	136.9	140.9	128.9	139.9	-	138.5	99.2
16-Jan-08	136.9	140.9	128.9	139.9	-	138.5	99.2
2-Jan-08	136.9	140.9	128.9	139.9	-	138.5	99.2
19-Dec-07	136.9	140.9	128.9	139.9	-	138.5	92.9
5-Dec-07	136.9	140.9	128.9	139.9	-	122.9	99.2
21-Nov-07	136.9	140.9	128.9	139.9	-	122.9	99.2
7-Nov-07	136.9	140.9	128.9	139.9	-	129.0	99.2
24-Oct-07	136.9	140.9	128.9	139.9	-	122.9	99.2
10-Oct-07	136.9	140.9	128.9	139.9	-	122.9	99.2
26-Sep-07	136.9	140.9	128.9	138.0	-	125.5	99.2
12-Sep-07	136.9	140.9	128.9	138.0	-	125.5	99.2
29-Aug-07	136.9	140.9	128.9	138.0	-	125.5	99.2
15-Aug-07	136.9	140.9	128.9	138.0	-	125.5	99.2
1-Aug-07	136.9	140.9	128.9	138.0	-	125.5	99.2
18-Jul-07	136.9	140.9	128.9	134.9	-	123.4	99.2
4-Jul-07	136.9	140.9	128.9	134.9	-	123.4	99.2
20-Jun-07	136.9	140.9	128.9	139.9	-	122.9	99.2
6-Jun-07	N/A	N/A	N/A	134.9	-	123.4	99.2
23-May-07	136.9	132.9	128.9	129.9	-	123.4	92.3
9-May-07	128.9	132.9	120.9	126.4	-	126.9	92.3
25-Apr-07	128.9	132.9	120.9	118.0	-	122.9	N/A
11-Apr-07	128.9	132.9	120.9	119.5	-	122.9	92.3
March '07	120.9	132.9	120.9	117.4	-	122.9	92.3
February '07	120.9	132.9	120.9	113.9	-	122.9	92.3
January '07	120.9	132.9	127.9	115.1	-	121.2	92.3
December '06	112.9	132.9	115.9	114.9	-	120.4	92.3
November '06	112.9	132.9	115.9	115.9	-	120.4	92.3
October '06	117.9	132.9	121.9	117.9	-	122.9	92.3
September '06	125.9	132.9	127.9	134.9	-	128.9	92.3
August '06	128.2	132.9	128.2	134.1	-	128.6	92.8
July '06	124.9	132.9	124.9	128.4	-	127.4	93.2
June '06	124.9	132.9	124.9	124.4	-	127.4	93.2
May '06	124.9	132.9	124.9	124.4	-	127.4	92.3
April '06	119.9	132.9	123.4	119.9	-	127.4	92.3
March '06	112.2	132.9	121.9	115.4	-	127.4	92.3
February '06	110.9	132.9	121.9	115.4	-	127.4	92.3
January '06	116.9	132.9	125.9	115.4	-	127.4	92.3

## 7

## Retail Motor Fuel Prices — Teslin

	Self-Serve				Full-Serve
	regular	mid-grade	premium	diesel	propane
22-Apr-08	127.9	-	130.9	137.4	100.0
9-Apr-08	122.9	-	124.9	134.4	100.0
26-Mar-08	120.9	-	126.9	129.4	90.0
12-Mar-08	118.9	-	122.9	124.9	90.0
27-Feb-08	115.9	-	121.9	120.9	90.0
13-Feb-08	115.9	-	121.9	120.9	90.0
30-Jan-08	115.9	-	121.9	120.9	90.0
16-Jan-08	115.9	-	121.9	120.9	90.0
2-Jan-08	115.9	-	121.9	120.9	90.0
19-Dec-07	115.9	-	121.9	120.9	90.0
5-Dec-07	115.9	-	121.9	120.9	90.0
21-Nov-07	115.8	-	121.9	117.5	N/A
7-Nov-07	117.5	-	N/A	110.9	90.0
24-Oct-07	119.0	-	123.9	108.0	90.0
10-Oct-07	118.5	-	123.9	108.5	90.0
26-Sep-07	121.9	-	126.9	112.4	90.0
12-Sep-07	121.9	-	126.9	112.4	90.0
29-Aug-07	121.9	-	126.9	111.4	90.0
15-Aug-07	121.9	-	126.9	111.4	90.0
1-Aug-07	121.9	-	126.9	111.4	90.0
18-Jul-07	121.9	-	126.9	111.4	90.0
4-Jul-07	121.9	-	126.9	111.4	90.0
20-Jun-07	121.9	-	126.9	111.4	90.0
6-Jun-07	120.9	-	124.9	111.4	90.0
23-May-07	118.9	-	120.9	111.4	90.0
9-May-07	114.4	-	118.9	108.4	90.0
25-Apr-07	109.9	-	113.9	108.4	90.0
11-Apr-07	108.9	-	113.9	107.3	90.0
March '07	100.9	-	103.9	104.8	90.0
February '07	98.9	-	103.9	106.4	90.0
January '07	101.1	-	105.9	109.6	90.0
December '06	97.7	-	102.9	101.4	90.0
November '06	96.9	-	102.9	101.4	90.0
October '06	103.2	-	107.4	104.2	90.5
September '06	113.3	117.0	117.5	114.5	90.0
August '06	120.8	123.6	126.6	115.4	90.0
July '06	116.7	118.4	121.4	109.4	90.0
June '06	112.9	115.9	118.9	108.7	90.0
May '06	112.9	115.9	118.9	106.4	89.0
April '06	119.0	121.5	123.5	104.2	84.9
March '06	101.9	104.9	106.9	106.4	95.9
February '06	105.9	107.9	109.9	111.7	95.4
January '06	105.9	107.9	109.9	112.9	91.4

# 8

## Retail Motor Fuel Prices — Watson Lake

	Self-Serve			Full-Serve		
	regular	premium	diesel	regular	diesel	propane
22-Apr-08	138.9	146.9	145.9	-	139.9	110.0
9-Apr-08	135.9	143.9	140.9	-	139.9	105.5
26-Mar-08	130.9	138.9	140.9	-	133.9	99.5
12-Mar-08	129.9	138.9	134.9	-	120.9	89.9
27-Feb-08	128.9	137.9	131.9	-	120.9	89.9
13-Feb-08	126.9	133.9	129.9	-	120.9	89.9
30-Jan-08	126.9	139.9	129.9	-	120.9	89.9
16-Jan-08	126.9	137.9	129.9	-	120.9	89.9
2-Jan-08	126.9	137.9	135.9	-	120.9	89.9
19-Dec-07	125.9	134.4	131.9	-	120.9	89.9
5-Dec-07	124.9	135.9	133.9	-	120.9	89.9
21-Nov-07	122.4	132.4	120.9	-	120.9	89.9
7-Nov-07	119.9	132.4	118.4	-	120.9	89.9
24-Oct-07	120.9	133.6	115.2	-	120.9	89.9
10-Oct-07	121.9	133.2	116.6	-	120.9	89.9
26-Sep-07	120.9	133.2	117.6	-	120.9	89.9
12-Sep-07	120.9	133.2	116.2	-	120.9	89.9
29-Aug-07	124.9	133.2	116.2	-	120.9	89.9
15-Aug-07	123.9	132.9	115.9	-	120.9	89.9
1-Aug-07	123.4	131.9	115.2	-	120.9	89.9
18-Jul-07	123.9	132.4	115.2	-	120.9	89.9
4-Jul-07	123.4	131.7	115.2	-	120.9	89.9
20-Jun-07	124.9	132.4	116.4	-	120.9	89.9
6-Jun-07	126.4	134.4	114.9	-	120.9	89.9
23-May-07	126.2	132.2	115.2	-	120.9	89.9
9-May-07	120.4	126.4	115.9	-	120.9	89.9
25-Apr-07	116.6	122.6	115.9	119.9	120.9	89.9
11-Apr-07	112.6	119.9	113.9	119.9	120.9	89.9
March '07	109.9	117.2	110.6	116.9	113.9	89.9
February '07	109.9	117.6	111.5	116.9	113.9	89.9
January '07	109.9	118.6	113.1	116.9	117.9	89.9
December '06	109.9	118.4	106.6	116.9	117.9	89.9
November '06	109.9	118.7	106.9	116.9	117.9	89.9
October '06	113.4	121.9	110.4	116.9	117.9	89.9
September '06	123.4	129.2	118.4	128.9	121.9	89.9
August '06	125.7	131.8	119.4	128.9	121.9	89.9
July '06	123.5	128.8	117.4	128.9	119.9	89.9
June '06	119.9	125.7	114.3	120.9	117.9	89.9
May '06	119.9	125.7	113.9	120.9	117.9	89.9
April '06	117.3	124.1	115.3	118.9	117.9	89.9
March '06	109.6	118.2	113.2	112.9	117.9	89.9
February '06	109.6	118.2	115.6	112.9	117.9	89.9
January '06	109.6	118.2	115.6	112.9	117.9	89.9

# 9

## Retail Motor Fuel Prices — Other Yukon Communities

Beaver Creek self-serve			
	regular	premium	diesel
22-Apr-08	138.9	143.9	146.9
9-Apr-08	132.9	137.9	140.9
26-Mar-08	133.9	138.9	142.9
12-Mar-08	133.9	138.9	126.9
27-Feb-08	128.9	133.9	126.9
13-Feb-08	128.9	133.9	126.9
30-Jan-08	128.9	133.9	126.9
16-Jan-08	128.9	133.9	126.9
2-Jan-08	N/A	N/A	N/A
19-Dec-07	128.9	133.9	126.9
5-Dec-07	128.9	133.9	126.9
21-Nov-07	128.9	133.9	122.9
7-Nov-07	128.9	133.9	122.9
24-Oct-07	128.9	133.9	122.9
10-Oct-07	128.9	133.9	122.9
26-Sep-07	128.9	133.9	122.9
12-Sep-07	131.3	133.9	124.4
29-Aug-07	131.3	133.9	124.4
15-Aug-07	131.3	133.9	124.4
1-Aug-07	131.3	133.9	124.4
18-Jul-07	131.3	133.9	122.9
4-Jul-07	131.3	133.9	122.9
20-Jun-07	130.5	133.9	124.0
6-Jun-07	131.0	133.9	124.0
23-May-07	131.0	133.9	124.0
9-May-07	128.0	130.9	124.0
25-Apr-07	127.9	130.9	124.4
11-Apr-07	125.8	125.9	124.4
Mar '07	124.6	120.9	121.2
Feb '07	123.3	120.9	120.4
Jan '07	123.3	120.9	123.9
Dec '06	120.3	120.9	121.1
Nov '06	120.3	120.9	120.3
Oct '06	122.3	120.9	120.4
Sept '06	127.3	126.9	123.4
Aug '06	130.4	137.6	123.8
July '06	126.7	133.4	122.9
June '06	125.9	131.9	122.4
May '06	124.2	126.0	121.7
Apr '06	124.4	131.0	119.9
Mar '06	118.0	119.2	118.0
Feb '06	124.5	120.9	125.0
Jan '06	124.8	120.9	123.5

Burwash Landing full-serve		
	regular	diesel
22-Apr-08	N/A	N/A
9-Apr-08	N/A	N/A
26-Mar-08	N/A	N/A
12-Mar-08	N/A	N/A
27-Feb-08	N/A	N/A
13-Feb-08	N/A	N/A
30-Jan-08	N/A	N/A
16-Jan-08	N/A	N/A
2-Jan-08	129.9	129.9
19-Dec-07	N/A	N/A
5-Dec-07	129.0	127.0
21-Nov-07	N/A	N/A
7-Nov-07	N/A	N/A
24-Oct-07	N/A	N/A
10-Oct-07	129.9	127.9
26-Sep-07	129.9	127.9
12-Sep-07	129.9	126.9
29-Aug-07	129.9	126.9
15-Aug-07	129.9	126.9
1-Aug-07	129.9	126.9
18-Jul-07	128.9	126.9
4-Jul-07	126.9	126.9
20-Jun-07	126.9	126.9
6-Jun-07	126.9	126.9
23-May-07	126.9	126.9
9-May-07	116.9	116.9
25-Apr-07	N/A	N/A
11-Apr-07	N/A	N/A
Mar '07	N/A	N/A
Feb '07	106.9	109.9
Jan '07	106.9	109.9
Dec '06	106.9	109.9
Nov '06	106.9	109.9
Oct '06	109.5	111.9
Sept '06	120.5	117.5
Aug '06	129.9	119.9
July '06	N/A	N/A
June '06	122.5	N/A
May '06	N/A	N/A
Apr '06	N/A	N/A
Mar '06	N/A	N/A
Feb '06	N/A	N/A
Jan '06	N/A	N/A

# 9

## Retail Motor Fuel Prices — Other Yukon Communities

	Carcross self-serve		
	regular	premium	diesel
22-Apr-08	134.9	139.9	144.9
9-Apr-08	129.9	138.9	142.9
26-Mar-08	125.9	132.9	141.9
12-Mar-08	123.0	129.9	126.0
27-Feb-08	119.9	129.9	121.9
13-Feb-08	119.9	129.9	121.9
30-Jan-08	119.9	124.9	121.9
16-Jan-08	119.9	124.9	121.9
2-Jan-08	119.9	124.9	121.9
19-Dec-07	119.9	129.9	121.9
5-Dec-07	119.9	124.9	119.9
21-Nov-07	115.0	124.9	117.9
7-Nov-07	115.0	124.9	117.9
24-Oct-07	119.0	124.9	117.9
10-Oct-07	123.5	129.9	114.9
26-Sep-07	123.5	129.9	114.9
12-Sep-07	124.9	129.9	114.9
29-Aug-07	124.9	129.9	114.9
15-Aug-07	124.9	129.9	114.9
1-Aug-07	124.9	129.9	114.9
18-Jul-07	129.9	136.9	121.9
4-Jul-07	129.9	136.9	121.9
20-Jun-07	129.9	136.9	121.9
6-Jun-07	129.9	136.9	121.9
23-May-07	124.9	134.9	121.9
9-May-07	124.9	134.9	121.9
25-Apr-07	115.9	125.9	121.9
11-Apr-07	115.9	125.9	121.9
Mar '07	110.9	120.9	118.4
Feb '07	105.9	115.9	114.9
Jan '07	105.6	125.2	114.9
Dec '06	99.7	129.9	110.9
Nov '06	99.5	129.9	110.9
Oct '06	113.9	129.9	121.9
Sept '06	119.9	129.9	124.9
August '06	123.2	133.6	123.2
July '06	121.9	129.9	119.9
June '06	120.9	129.9	119.9
May '06	120.9	129.9	119.9
Apr '06	119.9	127.9	116.4
Mar '06	104.9	114.6	114.4
Feb '06	106.9	117.9	117.9
Jan '06	108.9	119.9	121.9

	Destruction Bay self-serve			full-serve
	regular	premium	diesel	propane
22-Apr-08	132.9	141.9	140.9	106.9
9-Apr-08	129.9	135.9	138.9	106.9
26-Mar-08	130.9	135.9	139.9	106.9
12-Mar-08	130.9	135.9	123.9	106.9
27-Feb-08	125.9	130.9	123.9	106.9
13-Feb-08	125.9	130.9	123.9	106.9
30-Jan-08	125.9	130.9	123.9	106.9
16-Jan-08	125.9	130.9	123.9	106.9
2-Jan-08	125.9	130.9	123.9	106.9
19-Dec-07	125.9	130.9	123.9	106.9
5-Dec-07	125.9	130.9	123.9	106.9
21-Nov-07	125.9	130.9	119.9	106.9
7-Nov-07	125.9	130.9	119.9	106.9
24-Oct-07	125.9	130.9	119.9	106.9
10-Oct-07	125.9	130.9	119.9	106.9
26-Sep-07	125.9	130.9	119.9	106.9
12-Sep-07	125.9	130.9	119.9	106.9
29-Aug-07	125.9	130.9	119.9	106.9
15-Aug-07	125.9	130.9	119.9	106.9
1-Aug-07	125.9	130.9	119.9	106.9
18-Jul-07	125.9	130.9	119.9	106.9
4-Jul-07	125.9	130.9	119.9	106.9
20-Jun-07	125.9	130.9	119.9	106.9
6-Jun-07	125.9	130.9	119.9	106.9
23-May-07	125.9	130.9	119.9	106.9
9-May-07	119.9	129.9	119.9	109.9
25-Apr-07	119.9	129.9	119.9	109.9
11-Apr-07	114.9	122.9	119.9	109.9
Mar '07	112.4	121.4	113.4	108.4
Feb '07	109.9	119.9	111.9	106.9
Jan '07	109.9	117.9	118.9	106.9
Dec '06	109.9	117.9	111.4	106.9
Nov '06	109.9	117.9	109.9	101.0
Oct '06	110.9	117.9	110.8	98.9
Sept '06	117.9	123.9	117.9	98.9
August '06	127.6	133.9	118.9	98.9
July '06	122.9	128.9	116.9	98.9
June '06	122.9	128.9	112.9	94.4
May '06	122.9	128.9	112.9	94.4
Apr '06	122.9	128.9	112.9	89.9
Mar '06	108.9	119.9	108.9	89.9
Feb '06	112.9	118.9	113.9	89.9
Jan '06	112.9	118.9	113.9	89.9

# 9

## Retail Motor Fuel Prices — Other Yukon Communities

	Pelly Crossing	
	regular	diesel
22-Apr-08	139.9	149.9
9-Apr-08	139.9	149.9
26-Mar-08	129.9	139.9
12-Mar-08	129.9	139.9
27-Feb-08	129.9	139.9
13-Feb-08	129.9	139.9
30-Jan-08	129.9	139.9
16-Jan-08	129.9	149.9
2-Jan-08	129.9	139.9
19-Dec-07	129.9	132.9
5-Dec-07	N/A	N/A
21-Nov-07	129.9	124.9
7-Nov-07	129.9	124.9
24-Oct-07	129.9	124.9
10-Oct-07	129.9	124.9
26-Sep-07	129.9	124.9
12-Sep-07	129.9	124.9
29-Aug-07	129.9	124.9
15-Aug-07	129.9	125.9
1-Aug-07	129.9	125.9
18-Jul-07	129.9	124.9
4-Jul-07	129.9	124.9
20-Jun-07	129.9	124.9
6-Jun-07	129.9	124.9
23-May-07	129.9	124.9
9-May-07	129.9	124.9
25-Apr-07	119.9	124.9
11-Apr-07	119.9	124.9
Mar '07	111.4	124.9
Feb '07	108.9	124.9
Jan '07	116.9	129.9
Dec '06	111.9	113.9
Nov '06	111.9	113.9
Oct '06	111.9	113.9
Sept '06	117.9	120.4
August '06	128.2	126.6
July '06	129.9	124.9
June '06	124.9	119.9
May '06	118.9	119.9
Apr '06	124.9	119.9
Mar '06	109.6	117.2
Feb '06	112.9	119.9
Jan '06	112.9	119.9

	Ross River	
	regular	diesel
22-Apr-08	142.9	151.9
9-Apr-08	135.9	151.9
26-Mar-08	135.9	151.9
12-Mar-08	135.9	151.9
27-Feb-08	128.9	132.9
13-Feb-08	128.9	132.9
30-Jan-08	128.9	132.9
16-Jan-08	128.9	132.9
2-Jan-08	128.9	132.9
19-Dec-07	129.9	132.9
5-Dec-07	N/A	N/A
21-Nov-07	128.9	132.9
7-Nov-07	128.9	132.9
24-Oct-07	128.9	132.9
10-Oct-07	128.9	132.9
26-Sep-07	128.9	127.9
12-Sep-07	128.9	127.9
29-Aug-07	128.9	121.9
15-Aug-07	128.9	121.9
1-Aug-07	128.9	121.9
18-Jul-07	128.9	121.9
4-Jul-07	128.9	121.9
20-Jun-07	123.9	113.9
6-Jun-07	123.9	113.9
23-May-07	123.9	113.9
9-May-07	123.9	113.9
25-Apr-07	119.9	124.9
11-Apr-07	119.9	124.9
Mar '07	119.9	124.9
Feb '07	119.9	124.9
Jan '07	119.9	124.9
Dec '06	119.9	124.9
Nov '06	119.9	124.9
Oct '06	119.9	124.9
Sept '06	129.9	129.9
August '06	132.2	127.2
July '06	132.4	121.9
June '06	127.9	121.9
May '06	121.9	123.9
Apr '06	115.9	119.9
Mar '06	115.9	119.9
Feb '06	115.9	119.9
Jan '06	115.9	122.9

	Tagish self-serve			full-serve
	regular	premium	diesel	propane
22-Apr-08	129.8	133.8	139.8	106.0
9-Apr-08	122.9	130.8	132.9	96.0
26-Mar-08	122.9	127.8	127.4	96.0
12-Mar-08	122.9	127.8	127.4	96.0
27-Feb-08	120.4	127.8	122.4	96.0
13-Feb-08	120.4	127.8	122.4	96.0
30-Jan-08	120.4	127.8	125.9	95.0
16-Jan-08	122.4	127.8	123.9	85.0
2-Jan-08	122.4	127.8	122.9	85.0
19-Dec-07	122.4	127.8	125.9	85.0
5-Dec-07	122.4	127.8	125.9	85.0
21-Nov-07	124.9	N/A	118.9	89.0
7-Nov-07	124.9	N/A	118.9	N/A
24-Oct-07	120.4	N/A	115.9	85.0
10-Oct-07	122.4	127.8	115.9	85.0
26-Sep-07	122.4	127.8	115.9	85.0
12-Sep-07	122.4	127.8	115.9	85.0
29-Aug-07	122.4	127.8	115.9	85.0
15-Aug-07	121.4	127.8	115.9	85.0
1-Aug-07	121.4	127.8	114.4	85.0
18-Jul-07	121.4	127.8	114.4	85.0
4-Jul-07	121.4	127.8	114.4	85.0
20-Jun-07	121.4	127.8	113.4	85.0
6-Jun-07	119.9	127.8	114.4	85.0
23-May-07	118.4	125.8	114.4	85.0
9-May-07	112.4	118.8	114.4	85.0
25-Apr-07	112.4	118.8	114.4	85.0
11-Apr-07	110.4	114.8	111.4	85.0
28-Mar-07	109.4	112.8	111.4	85.0
14-Mar-07	105.4	104.8	110.4	85.0
Feb '07	104.4	104.8	110.2	85.0
Jan '07	105.2	104.8	113.7	85.0
Dec '06	107.4	104.8	111.2	85.0
Nov '06	104.9	105.8	108.4	85.0
Oct '06	105.2	108.3	109.4	85.0
Sept '06	114.2	121.8	113.7	85.0
August '06	122.4	116.7	-	-
July '06	120.9	113.2	-	-
June '06	118.4	111.4	-	-
May '06	117.4	113.0	-	-
Apr '06	108.9	110.5	-	-
Mar '06	102.6	109.3	-	-
Feb '06	107.9	113.0	-	-
Jan '06	108.4	114.9	-	-

# 10

## Residential Fuel Prices in the Yukon

Average prices as of April 22<sup>nd</sup>, 2008

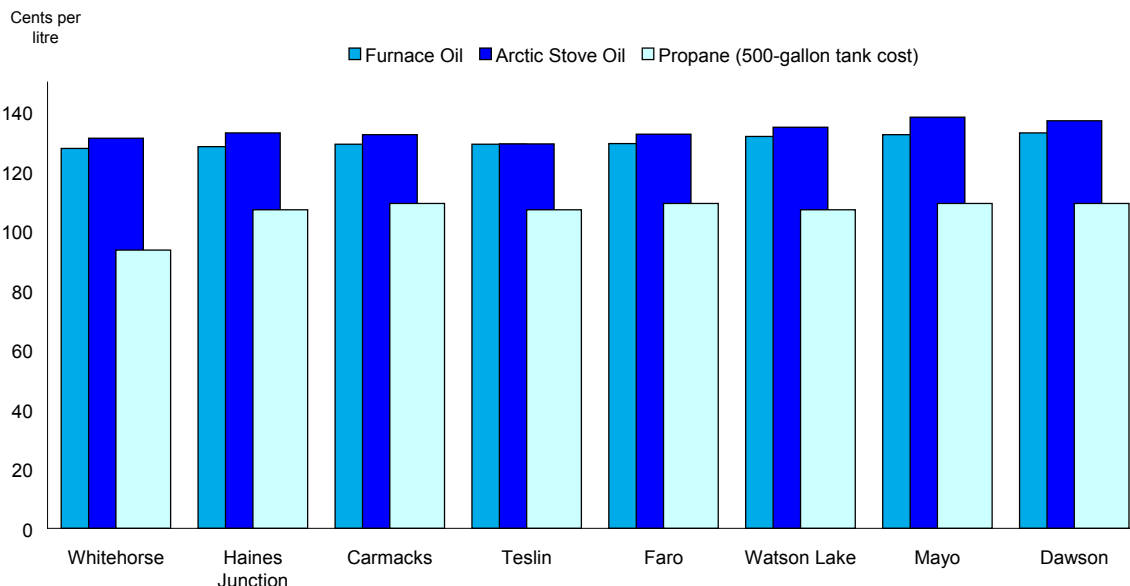
	Residential Heating Fuels		
	Furnace Oil	Arctic Stove Oil	Propane (500-gallon tank cost)
Carmacks	129.1	132.3	109.2
Dawson	132.9	137.0	109.2
Faro	129.3	132.5	109.2
Haines Junction	128.3	132.9	107.1
Mayo	132.3	138.2	109.2
Teslin	129.1	129.2	107.1
Watson Lake	131.7	134.8	107.1
Whitehorse	127.7	131.1	93.5

Notes: All prices are Canadian cents per litre, including all applicable taxes.  
 "N/A" indicates this information is not available for the reporting period.

Average prices for residential furnace oil in the Yukon range from 127.7¢ per litre in Whitehorse to 132.9¢ per litre in Dawson. The price of arctic stove oil varies from 129.2¢ per litre in Teslin to 138.2¢ per litre in Mayo. Whitehorse had the lowest propane price at 93.5¢ per litre, while Carmacks, Dawson, Faro, and Mayo had the highest at 109.2¢ per litre

*Price discounts may apply to seniors, members of unions or service groups, or for quick payment. Ask your fuel supplier for details.*

### Average Residential Heating Fuel Prices April 22<sup>nd</sup>, 2008



## Residential Heating Fuel Prices — Whitehorse

	Furnace Oil	Arctic Stove Oil	Propane (500-gallon tank cost)
22-Apr-08	127.7	131.1	93.5
9-Apr-08	125.1	128.5	93.5
26-Mar-08	122.7	125.8	93.5
12-Mar-08	116.8	120.0	88.2
27-Feb-08	112.5	115.7	88.2
13-Feb-08	109.3	112.4	88.2
30-Jan-08	109.6	112.4	88.2
16-Jan-08	112.9	116.3	86.1
2-Jan-08	112.6	115.8	83.5
19-Dec-07	113.4	116.6	82.0
5-Dec-07	112.6	115.8	78.9
21-Nov-07	109.2	112.1	77.3
7-Nov-07	103.8	107.0	77.3
24-Oct-07	101.2	104.4	73.8
10-Oct-07	98.3	102.0	73.8
26-Sep-07	98.3	101.7	73.8
12-Sep-07	99.6	102.8	72.2
29-Aug-07	97.4	101.1	72.2
15-Aug-07	97.6	101.1	72.4
1-Aug-07	98.8	102.5	71.7
18-Jul-07	95.1	98.8	70.9
4-Jul-07	95.9	99.6	70.4
20-Jun-07	96.4	100.0	70.4
6-Jun-07	95.1	98.4	70.4
23-May-07	98.1	101.2	70.4
9-May-07	96.5	99.6	70.4
25-Apr-07	98.8	102.3	70.4
11-Apr-07	100.7	103.6	68.8
March '07	98.0	101.1	68.8
February '07	96.4	99.4	68.8
January '07	98.0	101.1	67.0
December '06	92.6	95.9	65.4
November '06	87.6	91.0	65.4
October '06	87.0	90.4	66.3
September '06	92.5	95.9	66.3
August '06	105.4	108.7	68.4
July '06	99.7	103.1	70.0
June '06	97.8	101.2	67.7
May '06	95.5	98.9	67.7
April '06	95.6	99.5	73.2
March '06	88.2	92.0	65.2
February '06	91.0	95.1	65.2
January '06	94.3	98.4	63.1

# 12

## Residential Heating Fuel Prices — Carmacks

	Furnace Oil	Arctic Stove Oil	Propane (500-gallon tank cost)
22-Apr-08	129.1	132.3	109.2
9-Apr-08	129.1	132.3	109.2
26-Mar-08	124.9	128.0	109.2
12-Mar-08	118.5	121.7	98.6
27-Feb-08	114.3	117.4	98.6
13-Feb-08	114.3	117.4	98.6
30-Jan-08	117.4	120.6	98.6
16-Jan-08	117.4	120.6	94.3
2-Jan-08	117.4	120.6	94.3
19-Dec-07	117.4	120.6	94.3
5-Dec-07	117.4	120.6	92.2
21-Nov-07	111.1	114.3	89.0
7-Nov-07	102.6	105.8	89.0
24-Oct-07	102.6	105.8	89.0
10-Oct-07	102.6	105.8	89.0
26-Sep-07	102.6	105.8	89.0
12-Sep-07	102.6	105.8	85.8
29-Aug-07	102.6	105.8	85.8
15-Aug-07	102.6	105.8	N/A
1-Aug-07	102.6	105.8	84.9
18-Jul-07	102.6	105.8	84.9
4-Jul-07	102.6	105.8	83.8
20-Jun-07	102.6	105.8	83.8
6-Jun-07	102.6	105.8	83.8
23-May-07	101.5	104.7	83.8
9-May-07	101.5	104.7	83.8
25-Apr-07	101.5	104.7	83.8
11-Apr-07	101.5	104.7	81.5
March '07	101.5	104.7	81.5
February '07	101.5	104.7	81.5
January '07	102.6	110.4	78.1
December '06	96.2	100.5	76.8
November '06	90.9	95.2	76.8
October '06	91.7	96.0	76.6
September '06	96.9	101.2	76.6
August '06	108.4	112.7	77.3
July '06	101.3	105.6	77.3
June '06	99.9	104.4	77.6
May '06	101.3	105.6	75.1
April '06	99.7	104.0	73.2
March '06	95.2	99.5	73.2
February '06	96.0	100.3	73.2
January '06	98.8	104.5	73.2

# 13

## Residential Heating Fuel Prices — Dawson City

	Furnace Oil	Arctic Stove Oil	Propane (500-gallon tank cost)
22-Apr-08	132.9	137.0	109.2
9-Apr-08	132.9	132.7	109.2
26-Mar-08	128.7	126.9	109.2
12-Mar-08	120.5	123.7	98.6
27-Feb-08	118.1	120.5	98.6
13-Feb-08	116.8	120.5	98.6
30-Jan-08	121.3	122.1	98.6
16-Jan-08	116.3	120.0	94.3
2-Jan-08	116.3	120.0	94.3
19-Dec-07	116.3	120.0	94.3
5-Dec-07	116.3	120.0	92.2
21-Nov-07	117.2	120.9	91.2
7-Nov-07	112.9	116.7	91.2
24-Oct-07	114.0	117.7	91.2
10-Oct-07	114.0	117.7	91.2
26-Sep-07	114.0	117.7	91.2
12-Sep-07	114.0	117.7	87.9
29-Aug-07	114.0	117.7	87.9
15-Aug-07	114.0	117.7	n/a
1-Aug-07	114.0	117.7	87.9
18-Jul-07	114.0	117.7	87.9
4-Jul-07	115.1	117.7	86.8
20-Jun-07	114.0	117.7	86.8
6-Jun-07	114.0	117.7	86.8
23-May-07	113.5	117.2	86.8
9-May-07	113.5	117.2	86.8
25-Apr-07	113.5	117.2	86.8
11-Apr-07	113.5	117.2	83.6
March '07	112.4	116.1	83.6
February '07	111.4	115.1	83.6
January '07	110.6	113.8	80.3
December '06	105.5	109.3	79.0
November '06	102.3	106.6	79.0
October '06	103.5	107.8	78.7
September '06	112.5	116.8	78.7
August '06	119.0	122.7	79.5
July '06	111.3	115.6	79.5
June '06	111.3	115.6	77.4
May '06	108.1	112.4	76.3
April '06	110.4	114.8	75.3
March '06	106.3	110.6	75.3
February '06	109.2	113.5	75.3
January '06	111.3	115.6	75.3

# 14

## Residential Heating Fuel Prices — Faro

	Furnace Oil	Arctic Stove Oil	Propane (500-gallon tank cost)
22-Apr-08	129.3	132.5	109.2
9-Apr-08	129.3	132.5	109.2
26-Mar-08	125.1	128.3	109.2
12-Mar-08	118.7	121.9	98.6
27-Feb-08	114.6	117.8	98.6
13-Feb-08	114.6	116.7	98.6
30-Jan-08	117.7	120.8	98.6
16-Jan-08	117.7	120.8	94.3
2-Jan-08	117.7	120.8	94.3
19-Dec-07	117.7	120.8	94.3
5-Dec-07	117.7	120.8	92.2
21-Nov-07	112.1	114.5	91.2
7-Nov-07	102.8	106.0	91.2
24-Oct-07	102.8	106.0	91.2
10-Oct-07	102.8	106.0	91.2
26-Sep-07	102.8	106.0	91.2
12-Sep-07	102.8	106.0	87.9
29-Aug-07	102.8	106.0	87.9
15-Aug-07	102.8	106.0	N/A
1-Aug-07	102.8	106.0	87.9
18-Jul-07	102.8	106.0	87.9
4-Jul-07	102.8	106.0	86.8
20-Jun-07	102.8	106.0	86.8
6-Jun-07	102.8	106.0	86.8
23-May-07	101.8	104.9	86.8
9-May-07	101.8	104.9	86.8
25-Apr-07	101.8	104.9	86.8
11-Apr-07	101.8	104.9	83.6
March '07	101.8	104.9	83.6
February '07	101.8	104.9	83.6
January '07	103.2	107.1	80.3
December '06	101.8	100.7	79.0
November '06	101.8	95.4	79.0
October '06	97.2	96.2	78.7
September '06	97.2	101.4	78.7
August '06	108.6	112.9	79.5
July '06	101.5	105.8	79.5
June '06	101.5	105.8	77.4
May '06	101.5	105.8	75.3
April '06	99.9	104.2	73.2
March '06	95.5	99.7	73.2
February '06	96.2	100.5	73.2
January '06	100.5	104.8	73.2

	Furnace Oil	Arctic Stove Oil	Propane (500-gallon tank cost)
22-Apr-08	128.3	132.9	107.1
9-Apr-08	125.9	130.2	107.1
26-Mar-08	119.0	124.2	107.1
12-Mar-08	115.9	121.8	96.5
27-Feb-08	109.8	115.2	96.5
13-Feb-08	108.2	111.3	96.5
30-Jan-08	112.7	112.6	96.5
16-Jan-08	113.7	115.4	92.2
2-Jan-08	113.7	116.5	92.2
19-Dec-07	114.6	119.3	92.2
5-Dec-07	113.7	116.8	90.1
21-Nov-07	110.6	115.4	89.0
7-Nov-07	102.1	106.9	89.0
24-Oct-07	101.0	103.4	89.0
10-Oct-07	99.2	95.7	84.0
26-Sep-07	100.2	102.1	89.0
12-Sep-07	97.6	101.1	85.8
29-Aug-07	97.6	100.6	85.8
15-Aug-07	97.6	100.6	N/A
1-Aug-07	97.8	100.9	85.8
18-Jul-07	97.0	100.4	85.8
4-Jul-07	96.7	99.1	84.7
20-Jun-07	97.2	99.5	84.7
6-Jun-07	95.7	97.2	84.7
23-May-07	97.0	99.7	84.7
9-May-07	96.5	99.2	84.7
25-Apr-07	97.3	99.9	84.7
11-Apr-07	99.7	102.9	81.5
March '07	97.6	101.4	81.5
February '07	96.0	98.5	81.5
January '07	98.7	102.2	78.1
December '06	90.3	94.0	76.8
November '06	87.1	89.7	76.8
October '06	89.1	91.9	76.6
September '06	97.9	98.6	76.6
August '06	105.6	109.4	77.3
July '06	99.9	104.2	77.3
Jun '06	98.7	102.5	75.3
May '06	97.6	100.1	74.2
April '06	95.7	99.7	73.2
March '06	93.0	96.1	73.2
February '06	92.3	94.9	73.2
January '06	95.7	98.2	73.2

# 16

## Residential Heating Fuel Prices — Mayo

	Furnace Oil	Arctic Stove Oil	Propane (500-gallon tank cost)
22-Apr-08	132.3	138.2	109.2
9-Apr-08	130.2	136.8	109.2
26-Mar-08	128.0	128.8	109.2
12-Mar-08	125.0	126.1	98.6
27-Feb-08	125.0	126.6	98.6
13-Feb-08	123.8	125.4	98.6
30-Jan-08	127.8	128.2	98.6
16-Jan-08	127.8	128.2	94.3
2-Jan-08	127.8	128.2	94.3
19-Dec-07	127.8	128.2	94.3
5-Dec-07	127.8	123.8	92.2
21-Nov-07	121.5	120.6	91.2
7-Nov-07	113.0	116.4	91.2
24-Oct-07	113.0	116.4	91.2
10-Oct-07	113.0	113.7	91.2
26-Sep-07	115.3	115.0	91.2
12-Sep-07	113.7	114.0	87.9
29-Aug-07	113.7	115.0	87.9
15-Aug-07	113.2	115.0	N/A
1-Aug-07	114.3	115.0	87.9
18-Jul-07	114.3	115.0	87.9
4-Jul-07	114.3	115.0	86.8
20-Jun-07	113.0	113.7	86.8
6-Jun-07	112.9	114.0	86.8
23-May-07	111.5	112.6	86.8
9-May-07	111.5	112.6	86.8
25-Apr-07	111.6	113.2	86.8
11-Apr-07	111.4	112.4	83.6
March '07	111.3	112.3	83.6
February '07	111.5	112.6	83.6
January '07	110.8	112.1	80.3
December '06	105.4	106.9	79.0
November '06	103.6	105.0	79.0
October '06	106.5	107.9	78.7
September '06	112.1	113.5	78.7
August '06	118.7	120.4	79.5
July '06	112.8	114.2	79.5
June '06	110.9	112.3	77.4
May '06	110.9	112.3	76.3
April '06	109.2	110.9	75.3
March '06	109.5	110.9	75.3
February '06	110.1	111.5	75.3
January '06	112.5	113.9	75.3

# 17

## Residential Heating Fuel Prices — Teslin

	Furnace Oil	Arctic Stove Oil	Propane (500-gallon tank cost)
22-Apr-08	129.1	129.2	107.1
9-Apr-08	129.1	129.2	107.1
26-Mar-08	124.9	122.3	107.1
12-Mar-08	118.5	116.5	96.5
27-Feb-08	114.3	114.4	96.5
13-Feb-08	114.3	114.4	96.5
30-Jan-08	117.4	116.0	96.5
16-Jan-08	117.4	120.6	92.2
2-Jan-08	116.5	118.1	92.2
19-Dec-07	117.4	120.6	92.2
5-Dec-07	117.4	115.4	90.1
21-Nov-07	111.1	111.2	89.0
7-Nov-07	102.6	105.8	89.0
24-Oct-07	102.6	105.8	89.0
10-Oct-07	102.6	105.8	89.0
26-Sep-07	102.6	105.8	89.0
12-Sep-07	102.6	103.8	85.8
29-Aug-07	102.6	103.8	85.8
15-Aug-07	102.6	105.8	N/A
1-Aug-07	102.6	105.8	85.8
18-Jul-07	102.6	105.8	85.8
4-Jul-07	102.6	105.8	84.7
20-Jun-07	102.6	105.8	84.7
6-Jun-07	102.6	105.8	84.7
23-May-07	101.5	104.7	84.7
9-May-07	101.5	104.7	84.7
25-Apr-07	101.5	104.7	84.7
11-Apr-07	101.5	102.2	81.5
March '07	101.5	102.7	81.5
February '07	101.5	102.2	81.5
January '07	103.3	101.8	78.1
December '06	96.2	96.4	76.8
November '06	90.9	93.2	76.8
October '06	91.7	94.7	76.6
September '06	96.9	101.2	76.6
August '06	108.4	110.8	77.3
July '06	101.3	105.6	77.3
June '06	101.3	105.6	75.3
May '06	101.3	105.6	74.2
April '06	99.7	104.0	73.2
March '06	95.2	99.5	73.2
February '06	96.0	100.3	73.2
January '06	100.3	104.5	73.2

# 18

## Residential Heating Fuel Prices — Watson Lake

	Furnace Oil	Arctic Stove Oil	Propane (500-gallon tank cost)
22-Apr-08	131.7	134.8	107.1
9-Apr-08	131.0	134.8	107.1
26-Mar-08	128.2	131.9	107.1
12-Mar-08	123.7	127.6	96.5
27-Feb-08	118.2	122.0	96.5
13-Feb-08	112.8	116.6	96.5
30-Jan-08	113.9	117.7	96.5
16-Jan-08	115.2	119.4	92.2
2-Jan-08	116.2	120.0	92.2

19-Dec-07	118.7	122.5	92.2
5-Dec-07	117.1	120.9	90.1
21-Nov-07	111.8	116.2	89.0
7-Nov-07	102.8	106.0	89.0
24-Oct-07	102.0	106.3	89.0
10-Oct-07	100.8	104.7	89.0
26-Sep-07	100.8	104.7	89.0
12-Sep-07	100.9	104.7	85.8
29-Aug-07	99.7	102.8	85.8
15-Aug-07	99.3	102.4	N/A
1-Aug-07	100.6	103.7	85.8
18-Jul-07	98.5	102.4	85.8
4-Jul-07	98.5	102.0	84.7

	Furnace Oil	Arctic Stove Oil	Propane (500-gallon tank cost)
20-Jun-07	99.3	102.6	84.7
6-Jun-07	97.9	101.2	84.7
23-May-07	98.5	101.8	84.7
9-May-07	98.4	101.7	84.7
25-Apr-07	98.8	102.1	84.7
11-Apr-07	100.6	103.9	81.5

March '07	100.8	104.1	81.5
February '07	98.5	101.4	81.5
January '07	100.4	103.6	78.1

December '06	91.4	95.3	76.8
November '06	87.5	91.3	76.8
October '06	88.4	92.2	76.6
September '06	92.6	96.3	76.6
August '06	105.4	109.4	77.3
July '06	100.5	104.9	77.3
June '06	98.3	102.7	75.3
May '06	98.9	103.4	74.2
April '06	96.8	101.2	73.2
March '06	91.0	95.4	73.2
February '06	92.1	96.5	73.2
January '06	97.4	102.3	73.2

Information collected by The Yukon Bureau of Statistics for the Department of Economic Development.

Next release: May 21<sup>st</sup>, 2008



*Additional information:*  
The Yukon Government  
Executive Council Office  
Bureau of Statistics (A-8C)  
Box 2703, Whitehorse, Yukon Y1A 2C6  
Telephone: (867) 667-5640; Fax: (867) 393-6203  
email: ybsinfo@gov.yk.ca  
website: <http://www.eco.gov.yk.ca/stats/>