



### Retail Motor Fuel Prices in Yukon

Average Prices as of August 19<sup>th</sup>, 2015

	Self-serve			% Change Aug 20, 2014 to Aug 19, 2015		
	regular	premium	diesel	regular	premium	diesel
Whitehorse	129.9	137.3	122.3	-3.4%	-4.7%	-15.9%
Beaver Creek	150.2	167.9	166.6	-9.5%	-7.7%	-7.8%
Burwash Landing	132.9	142.9	120.9	n/a	n/a	n/a
Carcross	139.9	-	139.9	-6.7%	-	-9.7%
Carmacks	129.9	136.4	122.4	-11.6%	-15.8%	-27.1%
Dawson City	144.7	151.2	147.8	-9.1%	-9.3%	-12.5%
Destruction Bay	149.9	159.9	122.9	-2.0%	-1.8%	-19.6%
Eagle Plains	150.0	-	155.0	-13.3%	-	-11.4%
Faro	131.9	-	117.9	-15.4%	-	-30.6%
Haines Junction	128.7	142.9	127.9	-8.2%	-1.7%	-14.4%
Mayo	137.9	-	125.9	n/a	-	n/a
Pelly Crossing	136.9	-	135.9	-11.6%	-	-20.0%
Ross River	129.9	-	113.5	-14.3%	-	-21.0%
Stewart Crossing	139.9	145.9	134.9	-8.6%	-10.5%	-18.2%
Tagish	n/a	n/a	n/a	n/a	n/a	n/a
Teslin	131.9	143.9	126.9	-5.4%	-3.4%	-15.3%
Watson Lake	128.6	132.9	118.9	-11.6%	-12.9%	-21.1%

As of August 19<sup>th</sup>, 2015, average **regular self-serve** motor fuel prices ranged from 128.6¢ per litre in Watson Lake to 150.2¢ per litre in Beaver Creek; a difference of 21.6¢. In communities offering **premium self-serve** motor fuel, prices ranged from 132.9¢ in Watson Lake to 167.9¢ in Beaver Creek; a difference of 35.0¢. **Diesel self-serve** prices ranged from 113.5¢ in Ross River to 166.6¢ in Beaver Creek; a difference of 53.1¢ per litre.

Comparing August 19<sup>th</sup>, 2015 to August 20<sup>th</sup>, 2014, **regular self-serve** motor fuel prices decreased in all Yukon communities, ranging from -2.0% in Destruction Bay to -15.4% in Faro. **Premium self-serve** prices decreased in all Yukon communities. **Diesel self-serve** prices also decreased in all Yukon communities, ranging from -7.8% in Beaver Creek to -30.6% in Faro.

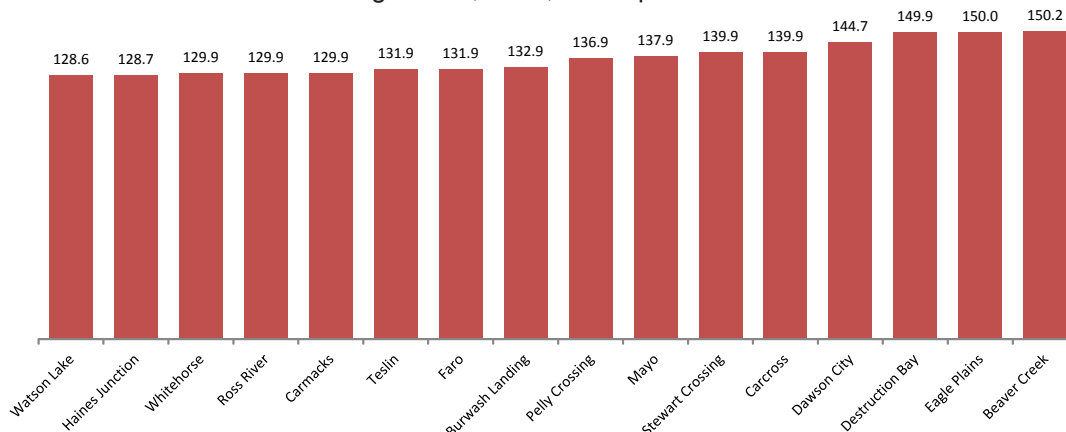
	Full-serve				% Change Aug 20, 2014 to Aug 19, 2015			
	regular	premium	diesel	propane	regular	premium	diesel	propane
Whitehorse	129.7	139.2	123.9	94.6	-5.5%	-5.8%	-16.8%	-9.3%
Dawson City	-	-	-	135.0	-	-	-	0.0%
Destruction Bay	-	-	-	130.0	-	-	-	4.1%
Eagle Plains	-	-	-	140.0	-	-	-	0.0%
Haines Junction	-	-	-	100.0	-	-	-	-19.4%
Mayo	135.9	-	142.9	-	n/a	-	n/a	-
Tagish	-	-	-	n/a	-	-	-	n/a
Teslin	-	-	-	115.0	-	-	-	7.0%
Watson Lake	-	-	-	130.9	-	-	-	2.9%

In communities offering **full-serve propane** fuel services, prices ranged from 94.6¢ per litre in Whitehorse to 140.0¢ per litre in Eagle Plains; a difference of 45.4¢. Year-over-year, the price of full-serve propane decreased in two Yukon communities (Whitehorse and Haines Junction), increased in three (Destruction Bay, Teslin and Watson Lake) and remained the same in two communities (Dawson City and Eagle Plains).

**Notes:**

All prices are Canadian cents per litre, including all applicable taxes.  
 “-” Indicates this service was not available in this community at this time.  
 “n/a” indicates this information was not available for the reporting period.

### Average Self-Serve Regular Fuel Prices August 19<sup>th</sup>, 2015, Cents per Litre



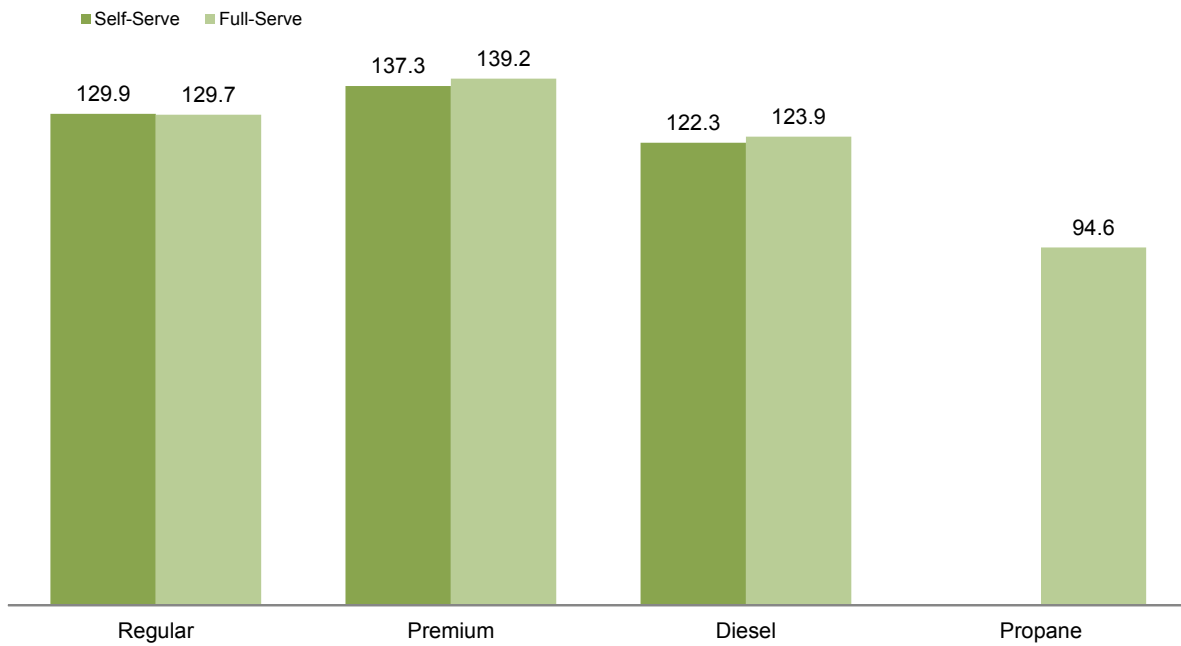
\*Note: Tagish prices were unavailable at time of survey.

## Retail Motor Fuel Prices — Whitehorse

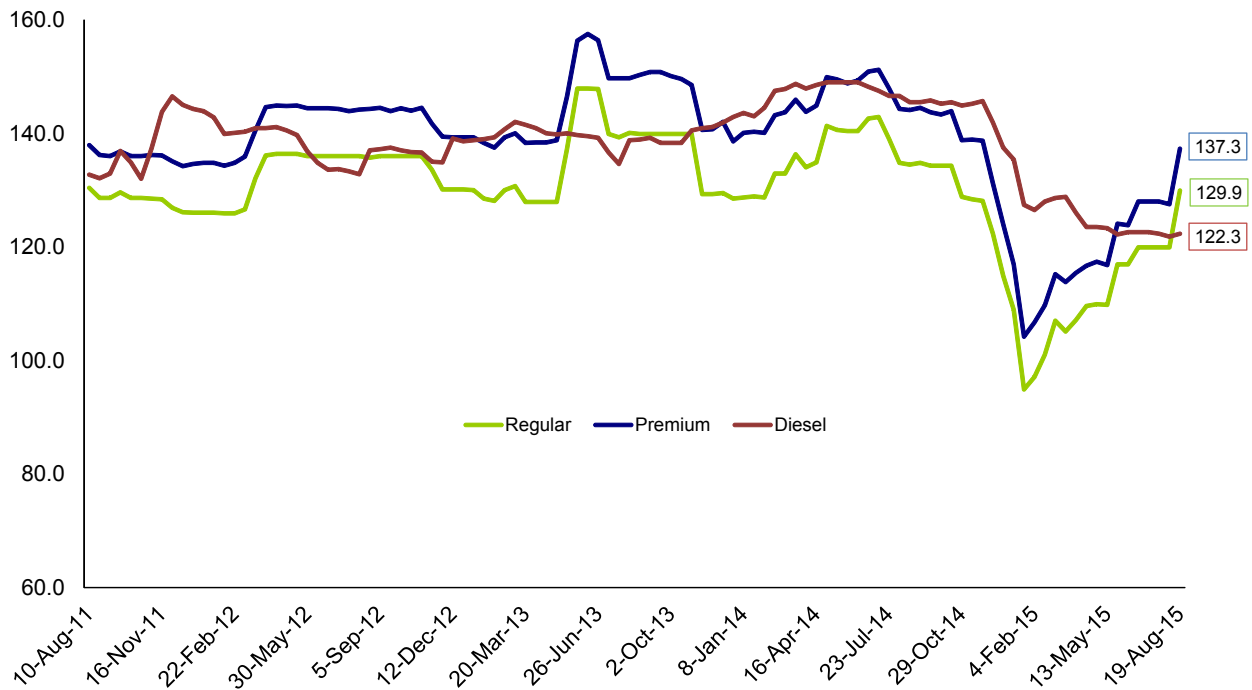
	Self-serve			Full-serve			
	regular	premium	diesel	regular	premium	diesel	propane
19-Aug-15	129.9	137.3	122.3	129.7	139.2	123.9	94.6
5-Aug-15	119.9	127.5	121.8	122.4	132.7	123.9	94.6
22-Jul-15	119.9	128.0	122.3	122.4	133.7	123.9	94.6
8-Jul-15	119.9	128.0	122.6	122.2	132.7	124.4	93.3
24-Jun-15	119.9	128.0	122.6	122.2	133.7	124.4	97.3
10-Jun-15	116.9	123.8	122.6	117.7	129.2	131.2	97.3
27-May-15	116.9	124.1	122.2	117.7	129.4	131.2	96.3
13-May-15	109.8	116.8	123.3	110.7	125.4	132.7	96.3
29-Apr-15	109.9	117.4	123.5	110.7	125.4	132.7	96.3
15-Apr-15	109.6	116.7	123.5	110.7	125.4	132.7	97.9
1-Apr-15	107.1	115.4	126.0	109.4	123.9	132.4	97.9
18-Mar-15	105.1	113.8	128.8	108.2	124.2	132.4	97.9
4-Mar-15	107.0	115.2	128.6	109.4	124.2	133.9	97.9
18-Feb-15	101.0	109.7	128.0	104.9	119.4	130.4	96.9
4-Feb-15	97.1	106.7	126.5	98.7	117.7	130.4	96.6
21-Jan-15	94.9	104.2	127.4	97.4	116.4	130.4	96.6
7-Jan-15	108.9	116.9	135.4	109.2	126.4	137.9	99.6
23-Dec-14	114.9	124.0	137.5	116.2	131.4	138.7	99.6
10-Dec-14	122.3	131.2	141.9	122.9	132.6	144.2	97.4
26-Nov-14	128.1	138.7	145.7	128.9	143.4	146.9	101.6
12-Nov-14	128.4	138.9	145.2	129.7	143.4	146.9	104.3
29-Oct-14	128.8	138.8	144.9	130.2	143.4	147.9	104.3
15-Oct-14	134.3	143.9	145.5	137.2	147.7	148.9	103.3
1-Oct-14	134.3	143.3	145.2	137.2	146.7	148.9	107.5
17-Sep-14	134.3	143.7	145.8	137.2	147.7	148.9	103.3
3-Sep-14	134.8	144.5	145.5	137.2	147.7	148.9	104.0
20-Aug-14	134.5	144.1	145.5	137.2	147.7	148.9	104.3
6-Aug-14	134.8	144.3	146.6	137.2	147.7	148.9	103.3
Jul '14	141.0	149.6	147.1	142.8	150.5	149.3	105.1
Jun '14	141.5	150.1	148.6	143.1	151.6	151.8	116.6
May '14	140.5	149.2	149.0	142.2	150.8	152.2	119.2
Apr '14	136.7	146.2	148.5	137.9	149.2	151.9	119.3
Mar '14	134.6	144.8	148.3	135.1	148.3	153.6	121.6
Feb '14	130.8	141.7	146.0	131.2	147.3	147.1	120.0
Jan '14	128.8	140.2	143.3	129.4	146.7	143.2	111.8
Dec '13	129.0	140.3	142.4	129.7	145.2	140.7	109.4
Nov '13	129.3	140.7	141.0	131.7	147.0	140.7	106.5
Oct '13	139.9	149.4	139.0	139.9	151.1	139.6	104.9
Sep '13	139.9	150.8	138.8	139.9	151.9	139.4	104.3
Aug '13	140.0	150.0	138.9	139.9	151.9	139.3	102.3
Jul '13	139.6	149.7	135.6	140.7	152.6	140.3	101.4
Jun '13	147.9	157.0	139.4	148.2	155.7	142.2	101.4
May '13	137.7	147.2	139.8	137.9	149.4	140.8	101.0
Apr '13	127.9	138.4	140.5	129.7	144.7	140.5	100.8
Mar '13	129.3	139.2	141.8	131.5	144.7	140.3	100.9
Feb '13	129.1	138.4	140.0	129.3	142.2	137.4	100.7
Jan '13	129.3	138.8	138.9	129.2	142.3	137.6	100.9
Dec '12	130.1	139.3	138.9	130.3	143.2	137.7	98.9
Nov '12	131.9	140.6	135.0	133.6	143.8	137.4	99.4
Oct '12	136.0	144.3	136.8	137.2	144.2	138.2	99.6
Sep '12	136.0	144.2	137.4	137.2	143.7	137.9	99.4
Aug '12	135.9	144.3	134.9	136.6	144.0	137.2	99.4

# Retail Motor Fuel Prices — Whitehorse

Average Fuel Prices, as of August 19<sup>th</sup>, 2015  
(cents per litre)



Average Self-Serve Bi-weekly Fuel Prices,  
August 2011 - August 2015  
(cents per litre)



## Retail Motor Fuel Prices - Beaver Creek & Burwash Landing

	Beaver Creek Self-serve				Burwash Landing Self-serve				Burwash Landing Full-serve		
	regular	premium	diesel		regular	premium	diesel		regular	premium	diesel
19-Aug-15	150.2	167.9	166.6	19-Aug-15	132.9	142.9	120.9	19-Aug-15	-	-	-
5-Aug-15	150.2	167.9	166.6	5-Aug-15	-	-	-	5-Aug-15	-	-	-
22-Jul-15	150.2	167.9	166.6	22-Jul-15	-	-	-	22-Jul-15	-	-	-
8-Jul-15	147.9	167.9	166.6	8-Jul-15	-	-	-	8-Jul-15	-	-	-
24-Jun-15	143.6	167.9	163.2	24-Jun-15	-	-	-	24-Jun-15	-	-	-
10-Jun-15	138.6	152.9	166.6	10-Jun-15	-	-	-	10-Jun-15	-	-	-
27-May-15	136.9	152.9	168.2	27-May-15	-	-	-	27-May-15	-	-	-
13-May-15	138.9	152.9	158.9	13-May-15	-	-	-	13-May-15	-	-	-
29-Apr-15	143.9	152.9	169.2	29-Apr-15	-	-	-	29-Apr-15	-	-	-
15-Apr-15	139.9	152.9	159.9	15-Apr-15	-	-	-	15-Apr-15	-	-	-
1-Apr-15	139.9	n/a	n/a	1-Apr-15	-	-	-	1-Apr-15	-	-	-
18-Mar-15	142.9	165.9	169.9	18-Mar-15	-	-	-	18-Mar-15	-	-	-
4-Mar-15	142.9	165.9	169.9	4-Mar-15	-	-	-	4-Mar-15	-	-	-
18-Feb-15	142.9	165.9	169.9	18-Feb-15	-	-	-	18-Feb-15	-	-	-
4-Feb-15	142.9	165.9	169.9	4-Feb-15	-	-	-	4-Feb-15	-	-	-
21-Jan-15	142.9	165.9	169.9	21-Jan-15	-	-	-	21-Jan-15	-	-	-
7-Jan-15	152.9	165.9	169.9	7-Jan-15	-	-	-	7-Jan-15	-	-	-
23-Dec-14	152.9	165.9	169.9	23-Dec-14	-	-	-	23-Dec-14	-	-	-
10-Dec-14	167.9	181.9	176.9	10-Dec-14	-	-	-	10-Dec-14	-	-	-
26-Nov-14	167.9	181.9	176.9	26-Nov-14	-	-	-	26-Nov-14	-	-	-
12-Nov-14	167.9	181.9	176.9	12-Nov-14	-	-	-	12-Nov-14	-	-	-
29-Oct-14	165.9	181.9	175.9	29-Oct-14	-	-	-	29-Oct-14	-	-	-
15-Oct-14	165.9	181.9	180.6	15-Oct-14	-	-	-	15-Oct-14	-	-	-
1-Oct-14	165.9	181.9	180.6	1-Oct-14	-	-	-	1-Oct-14	-	-	-
17-Sep-14	165.9	181.9	180.6	17-Sep-14	-	-	-	17-Sep-14	-	-	-
3-Sep-14	165.9	181.9	180.6	3-Sep-14	-	-	-	3-Sep-14	-	-	-
20-Aug-14	165.9	181.9	180.6	20-Aug-14	-	-	-	20-Aug-14	-	-	-
6-Aug-14	166.6	181.9	180.6	6-Aug-14	-	-	-	6-Aug-14	-	-	-
Jul '14	166.6	181.9	178.6	Jul '14	-	-	-	Jul '14	-	-	-
Jun '14	165.9	179.9	180.6	Jun '14	-	-	-	Jun '14	-	-	-
May '14	169.3	184.9	186.4	May '14	-	-	-	May '14	-	-	-
Apr '14	169.9	182.9	189.9	Apr '14	-	-	-	Apr '14	-	-	-
Mar '14	169.9	182.9	189.9	Mar '14	-	-	-	Mar '14	-	-	-
Feb '14	169.9	182.9	184.9	Feb '14	-	-	-	Feb '14	-	-	-
Jan '14	169.9	182.9	179.9	Jan '14	-	-	-	Jan '14	-	-	-
Dec '13	169.9	182.9	179.9	Dec '13	-	-	-	Dec '13	-	-	-
Nov '13	169.9	182.9	177.4	Nov '13	-	-	-	Nov '13	-	-	-
Oct '13	173.2	186.9	167.4	Oct '13	-	-	-	Oct '13	149.9	-	149.9
Sep '13	174.4	188.9	166.6	Sep '13	-	-	-	Sep '13	149.9	-	149.9
Aug '13	173.4	188.9	165.1	Aug '13	-	-	-	Aug '13	149.9	-	149.9
Jul '13	174.2	188.9	164.2	Jul '13	-	-	-	Jul '13	164.9	-	149.9
Jun '13	167.8	183.4	167.4	Jun '13	-	-	-	Jun '13	165.4	-	149.9
May '13	157.7	169.9	164.9	May '13	-	-	-	May '13	165.9	-	149.9
Apr '13	156.9	169.9	166.9	Apr '13	-	-	-	Apr '13	-	-	-
Mar '13	156.9	169.9	166.9	Mar '13	-	-	-	Mar '13	-	-	-
Feb '13	156.9	169.9	158.9	Feb '13	-	-	-	Feb '13	-	-	-
Jan '13	156.9	169.9	158.9	Jan '13	-	-	-	Jan '13	-	-	-
Dec '12	156.9	169.9	158.9	Dec '12	-	-	-	Dec '12	-	-	-
Nov '12	156.9	169.9	158.9	Nov '12	-	-	-	Nov '12	-	-	-
Oct '12	154.1	168.9	159.2	Oct '12	-	-	-	Oct '12	<i>-closed for the season-</i>		
Sep '12	150.7	164.4	158.7	Sep '12	-	-	-	Sep '12	140.9	-	140.9
Aug '12	149.2	161.9	156.9	Aug '12	-	-	-	Aug '12	140.9	-	140.9

## Retail Motor Fuel Prices — Carcross & Carmacks

	Carcross Self-serve		
	regular	premium	diesel
19-Aug-15	139.9	-	139.9
5-Aug-15	139.9	-	139.9
22-Jul-15	139.9	-	139.9
8-Jul-15	139.9	-	139.9
24-Jun-15	139.9	-	139.9
10-Jun-15	134.9	-	139.9
27-May-15	129.9	-	139.9
13-May-15	119.9	-	139.9
29-Apr-15	119.9	-	139.9
15-Apr-15	119.9	-	144.9
1-Apr-15	119.9	-	144.9
18-Mar-15	114.9	-	144.9
4-Mar-15	114.9	-	139.9
18-Feb-15	109.9	-	139.9
4-Feb-15	109.9	-	139.9
21-Jan-15	109.9	-	139.9
7-Jan-15	124.9	-	149.9

23-Dec-14	129.9	-	149.9
10-Dec-14	134.9	-	154.9
26-Nov-14	139.9	-	154.9
12-Nov-14	139.9	-	154.9
29-Oct-14	139.9	-	154.9
15-Oct-14	149.9	-	154.9
1-Oct-14	149.9	-	154.9
17-Sep-14	149.9	-	154.9
3-Sep-14	149.9	-	159.9
20-Aug-14	149.9	-	154.9
6-Aug-14	153.9	-	159.9

Jul '14	153.9	-	159.9
Jun '14	153.9	-	159.9
May '14	153.9	-	159.9
Apr '14	151.2	-	159.9
Mar '14	149.9	-	157.4
Feb '14	147.4	-	157.4
Jan '14	144.9	-	154.9

Dec '13	149.9	-	154.9
Nov '13	149.9	-	154.9
Oct '13	149.9	-	151.6
Sep '13	152.4	-	149.9
Aug '13	154.9	-	149.9
Jul '13	154.9	-	149.9
Jun '13	154.9	-	149.9
May '13	146.9	-	145.9
Apr '13	139.9	-	145.9
Mar '13	139.9	-	145.9
Feb '13	139.9	-	145.9
Jan '13	139.9	-	145.9

Dec '12	139.9	-	145.9
Nov '12	139.9	-	145.9
Oct '12	n/a	-	n/a
Sep '12	n/a	-	n/a
Aug '12	n/a	-	n/a

	Carmacks Self-serve		
	regular	premium	diesel
19-Aug-15	129.9	136.4	122.4
5-Aug-15	129.9	136.4	125.4
22-Jul-15	134.9	141.4	125.4
8-Jul-15	135.9	139.9	131.9
24-Jun-15	135.9	142.9	127.4
10-Jun-15	129.9	137.4	126.4
27-May-15	120.9	131.4	126.4
13-May-15	117.9	123.9	126.4
29-Apr-15	113.9	123.9	126.4
15-Apr-15	118.9	128.9	128.9
1-Apr-15	118.9	128.9	139.9
18-Mar-15	116.9	126.9	139.9
4-Mar-15	116.9	126.9	139.9
18-Feb-15	112.9	122.9	134.9
4-Feb-15	99.9	109.9	134.9
21-Jan-15	99.9	109.9	134.9
7-Jan-15	119.9	129.9	147.9

23-Dec-14	119.9	129.9	147.9
10-Dec-14	132.9	142.9	152.9
26-Nov-14	139.9	149.9	149.9
12-Nov-14	139.9	149.9	149.9
29-Oct-14	134.9	154.9	158.9
15-Oct-14	146.9	158.4	158.9
1-Oct-14	146.9	158.4	158.9
17-Sep-14	146.9	161.9	167.9
3-Sep-14	146.9	161.9	167.9
20-Aug-14	146.9	161.9	167.9
6-Aug-14	153.9	161.9	167.9

Jul '14	153.9	161.9	167.9
Jun '14	153.9	161.9	167.9
May '14	153.9	160.9	167.9
Apr '14	149.9	159.9	167.9
Mar '14	143.9	153.9	174.9
Feb '14	139.9	149.9	170.4
Jan '14	139.9	149.9	163.9

Dec '13	139.9	149.9	158.9
Nov '13	144.9	154.9	159.9
Oct '13	148.2	159.9	153.2
Sep '13	149.9	159.9	147.4
Aug '13	148.7	160.2	147.4
Jul '13	149.9	159.9	147.4
Jun '13	159.9	167.4	148.7
May '13	148.2	157.2	145.4
Apr '13	139.9	149.9	151.9
Mar '13	139.9	149.9	153.9
Feb '13	137.9	148.9	151.9
Jan '13	139.9	149.9	151.4

Dec '12	139.9	149.9	145.9
Nov '12	144.9	154.9	145.9
Oct '12	149.9	157.6	147.2
Sep '12	148.9	156.9	147.2
Aug '12	145.9	154.4	144.4

## Retail Motor Fuel Prices — Dawson City & Destruction Bay

	Dawson City Self-serve			Full-serve		Destruction Bay Self-serve			Full-serve
	regular	premium	diesel	propane		regular	premium	diesel	propane
19-Aug-15	144.7	151.2	147.8	135.0	19-Aug-15	149.9	159.9	122.9	130.0
5-Aug-15	139.7	147.8	146.7	135.0	5-Aug-15	137.9	147.9	121.9	130.0
22-Jul-15	139.7	146.7	147.8	135.0	22-Jul-15	138.9	148.9	121.9	130.0
8-Jul-15	137.7	145.7	147.8	135.0	8-Jul-15	137.9	147.9	123.9	130.0
24-Jun-15	136.2	141.7	147.8	135.0	24-Jun-15	138.9	148.9	123.9	130.0
10-Jun-15	136.2	144.2	147.8	135.0	10-Jun-15	134.9	144.9	127.9	130.0
27-May-15	128.7	135.2	152.8	135.0	27-May-15	133.9	143.9	127.9	126.9
13-May-15	126.2	132.7	157.4	135.0	13-May-15	129.9	139.9	129.9	126.9
29-Apr-15	126.2	132.7	157.4	130.0	29-Apr-15	133.9	143.9	129.9	126.9
15-Apr-15	126.2	132.7	157.4	130.0	15-Apr-15	125.9	135.9	129.9	126.9
1-Apr-15	126.2	132.7	157.4	130.0	1-Apr-15	125.9	135.9	129.9	126.7
18-Mar-15	123.7	130.2	157.4	135.0	18-Mar-15	123.9	133.9	138.9	126.7
4-Mar-15	123.7	130.2	157.4	135.0	4-Mar-15	123.9	133.9	138.9	126.9
18-Feb-15	123.7	130.2	157.4	135.0	18-Feb-15	124.9	134.9	140.9	126.9
4-Feb-15	126.9	133.9	157.9	n/a	4-Feb-15	121.9	131.9	137.9	126.9
21-Jan-15	132.2	139.4	158.9	135.0	21-Jan-15	121.9	131.9	129.9	126.9
7-Jan-15	136.0	143.2	163.4	135.0	7-Jan-15	121.9	131.9	140.9	132.9
23-Dec-14	142.5	152.2	163.4	135.0	23-Dec-14	123.9	133.9	155.9	132.9
10-Dec-14	147.8	154.8	172.9	n/a	10-Dec-14	133.9	143.9	155.9	132.9
26-Nov-14	147.7	157.4	166.4	135.0	26-Nov-14	138.9	158.9	158.9	132.9
12-Nov-14	148.9	157.4	167.4	135.0	12-Nov-14	140.9	150.9	169.9	126.9
29-Oct-14	159.2	166.7	168.9	135.0	29-Oct-14	142.9	154.9	152.9	126.9
15-Oct-14	159.2	166.7	168.9	135.0	15-Oct-14	151.9	161.9	151.9	124.9
1-Oct-14	154.7	166.7	168.9	135.0	1-Oct-14	151.9	161.9	151.9	124.9
17-Sep-14	159.2	166.7	168.9	135.0	17-Sep-14	153.9	163.9	153.9	124.9
3-Sep-14	159.2	166.7	168.9	135.0	3-Sep-14	153.9	163.9	153.9	124.9
20-Aug-14	159.2	166.7	168.9	135.0	20-Aug-14	152.9	162.9	152.9	124.9
6-Aug-14	159.2	166.7	168.9	135.0	6-Aug-14	n/a	n/a	n/a	n/a
Jul '14	159.8	167.3	169.2	135.0	Jul '14	154.9	164.9	156.9	129.9
Jun '14	155.0	163.0	167.2	135.0	Jun '14	158.9	168.9	159.4	129.9
May '14	154.2	161.7	165.9	135.0	May '14	157.4	167.4	169.9	140.0
Apr '14	152.2	159.7	167.4	135.0	Apr '14	154.9	164.9	172.9	134.6
Mar '14	150.7	157.7	166.9	130.0	Mar '14	153.9	163.9	173.4	143.9
Feb '14	149.6	156.6	167.6	135.0	Feb '14	145.9	155.9	172.9	124.9
Jan '14	148.5	155.3	167.7	n/a	Jan '14	140.9	150.9	167.9	105.9
Dec '13	154.0	162.3	163.4	120.0	Dec '13	141.9	151.9	163.4	105.9
Nov '13	157.1	165.6	163.1	120.0	Nov '13	143.4	153.4	158.9	105.9
Oct '13	160.1	168.9	161.9	120.0	Oct '13	142.9	152.9	153.6	105.9
Sep '13	162.9	168.4	162.4	120.0	Sep '13	147.9	157.9	148.9	105.9
Aug '13	162.9	168.4	162.4	120.0	Aug '13	146.9	156.9	142.4	108.0
Jul '13	164.8	170.3	162.7	120.0	Jul '13	149.9	159.9	140.9	110.0
Jun '13	166.8	172.3	162.9	120.0	Jun '13	155.8	165.9	141.9	110.0
May '13	155.4	162.4	165.2	120.0	May '13	152.9	162.9	144.9	108.6
Apr '13	145.7	157.1	152.5	120.0	Apr '13	146.9	156.9	146.9	106.9
Mar '13	142.1	155.2	157.9	n/a	Mar '13	146.9	156.9	152.4	105.9
Feb '13	143.5	155.6	150.6	120.0	Feb '13	143.4	153.4	153.4	105.9
Jan '13	149.1	158.2	155.4	120.0	Jan '13	132.9	142.9	143.9	105.9
Dec '12	151.9	157.4	152.6	120.0	Dec '12	138.9	148.9	149.9	105.9
Nov '12	152.2	159.3	154.4	120.0	Nov '12	139.4	149.4	146.9	105.9
Oct '12	153.0	159.6	156.2	120.0	Oct '12	150.6	160.6	147.2	105.9
Sep '12	154.7	159.6	159.9	120.0	Sep '12	151.4	161.4	147.9	105.9
Aug '12	152.7	157.3	155.4	120.0	Aug '12	148.4	158.4	141.9	105.9

## Retail Motor Fuel Prices — Eagle Plains & Faro

	Eagle Plains			
	Self-Serve			Full-serve
	regular	premium	diesel	propane
19-Aug-15	150.0	-	155.0	140.0
5-Aug-15	150.0	-	155.0	140.0
22-Jul-15	150.0	-	160.0	140.0
8-Jul-15	150.0	-	155.0	140.0
24-Jun-15	150.0	-	160.0	140.0
10-Jun-15	155.0	-	150.0	140.0
27-May-15	150.0	-	160.0	140.0
13-May-15	150.0	-	160.0	140.0
29-Apr-15	150.0	-	155.0	140.0
15-Apr-15	150.0	-	160.0	145.0
1-Apr-15	150.0	-	160.0	145.0
18-Mar-15	150.0	-	160.0	145.0
4-Mar-15	150.0	-	160.0	145.0
18-Feb-15	154.0	-	164.0	140.0
4-Feb-15	173.0	-	160.0	140.0
21-Jan-15	173.0	-	155.0	140.0
7-Jan-15	173.0	-	155.0	140.0

23-Dec-14	173.0	-	165.0	140.0
10-Dec-14	n/a	-	n/a	n/a
26-Nov-14	173.0	-	170.0	140.0
12-Nov-14	173.0	-	170.0	140.0
29-Oct-14	173.0	-	175.0	140.0
15-Oct-14	173.0	-	175.0	140.0
1-Oct-14	173.0	-	175.0	140.0
17-Sep-14	173.0	-	170.0	140.0
3-Sep-14	173.0	-	170.0	140.0
20-Aug-14	173.0	-	175.0	140.0
6-Aug-14	173.0	-	175.0	140.9

Jul '14	173.0	-	172.5	140.9
Jun '14	173.0	-	175.0	140.9
May '14	173.0	-	175.0	140.9
Apr '14	173.9	-	170.0	140.9
Mar '14	173.9	-	175.0	140.9
Feb '14	173.9	-	175.0	140.5
Jan '14	173.5	-	172.5	140.0

Dec '13	173.0	-	172.5	140.0
Nov '13	173.0	-	175.0	140.0
Oct '13	173.0	-	171.7	140.0
Sep '13	173.0	-	172.5	140.0
Aug '13	173.0	-	175.0	140.0
Jul '13	173.0	-	175.0	-

	Faro		
	Self-Serve		
	regular	premium	diesel
19-Aug-15	131.9	-	117.9
5-Aug-15	131.9	-	123.9
22-Jul-15	131.9	-	123.9
8-Jul-15	131.9	-	125.9
24-Jun-15	n/a	-	n/a
10-Jun-15	131.5	-	125.9
27-May-15	119.9	-	125.9
13-May-15	115.9	-	125.9
29-Apr-15	115.9	-	125.9
15-Apr-15	120.9	-	130.9
1-Apr-15	118.9	-	141.9
18-Mar-15	118.9	-	141.9
4-Mar-15	118.9	-	141.9
18-Feb-15	114.9	-	136.9
4-Feb-15	101.9	-	136.9
21-Jan-15	115.9	-	149.9
7-Jan-15	121.9	-	149.9

23-Dec-14	121.9	-	149.9
10-Dec-14	141.9	-	151.9
26-Nov-14	141.9	-	151.9
12-Nov-14	141.9	-	151.9
29-Oct-14	148.9	-	151.9
15-Oct-14	n/a	-	n/a
1-Oct-14	148.9	-	169.9
17-Sep-14	148.9	-	169.9
3-Sep-14	148.9	-	169.9
20-Aug-14	155.9	-	169.9
6-Aug-14	155.9	-	169.9

Jul '14	155.9	-	169.9
Jun '14	155.9	-	169.9
May '14	155.9	-	169.9
Apr '14	148.6	-	173.6
Mar '14	145.9	-	176.9
Feb '14	141.9	-	168.4
Jan '14	146.9	-	165.9

Dec '13	141.9	-	161.9
Nov '13	152.9	-	161.9
Oct '13	150.2	-	150.2
Sep '13	151.0	-	148.0
Aug '13	151.0	-	148.0
Jul '13	157.0	-	148.0
May '13	151.6	-	150.6
Apr '13	141.9	-	157.9
Mar '13	141.9	-	157.9
Feb '13	140.0	-	152.5
Jan '13	142.0	-	155.0

Dec '12	147.4	-	146.9
Nov '12	149.9	-	145.9
Oct '12	149.9	-	145.9
Sep '12	149.9	-	145.9
Aug '12	145.9	-	139.9

## Retail Motor Fuel Prices — Haines Junction

	Self-serve			Full-serve
	regular	premium	diesel	propane
19-Aug-15	128.7	142.9	127.9	100.0
5-Aug-15	124.2	132.4	127.7	100.0
22-Jul-15	123.7	132.4	127.7	100.0
8-Jul-15	124.2	132.4	129.6	n/a
24-Jun-15	121.9	128.9	127.7	109.9
10-Jun-15	120.6	125.9	127.2	109.9
27-May-15	120.6	128.9	129.6	109.9
13-May-15	113.2	120.4	128.4	109.9
29-Apr-15	111.9	120.4	128.4	114.9
15-Apr-15	111.9	120.4	128.4	114.0
1-Apr-15	108.9	114.9	129.9	114.9
18-Mar-15	108.4	116.9	131.9	114.9
4-Mar-15	106.6	114.9	130.6	114.9
18-Feb-15	105.7	111.4	130.7	114.9
4-Feb-15	102.4	109.4	130.9	114.9
21-Jan-15	104.7	108.9	132.2	114.9
7-Jan-15	113.7	122.4	136.1	124.0
23-Dec-14	118.2	128.9	137.7	124.0
10-Dec-14	128.7	132.9	139.7	105.0
26-Nov-14	133.7	139.4	144.4	124.0
12-Nov-14	133.7	139.4	144.4	124.0
29-Oct-14	133.7	139.4	145.4	124.0
15-Oct-14	139.1	145.4	147.9	124.0
1-Oct-14	139.7	145.4	147.9	124.0
17-Sep-14	139.7	145.4	147.9	124.0
3-Sep-14	139.7	145.4	147.9	124.0
20-Aug-14	140.2	145.4	149.4	124.0
6-Aug-14	141.2	146.9	149.4	124.0
Jul '14	144.3	150.7	150.3	124.0
Jun '14	145.3	150.7	150.2	124.0
May '14	145.1	151.4	153.1	124.0
Apr '14	141.2	147.2	153.6	124.0
Mar '14	138.8	145.2	154.9	105.0
Feb '14	133.1	139.4	150.6	105.0
Jan '14	131.9	136.9	148.9	105.0
Dec '13	136.2	n/a	149.7	105.0
Nov '13	137.6	141.2	143.5	105.0
Oct '13	141.1	148.9	141.9	105.0
Sep '13	141.9	148.9	141.9	105.0
Aug '13	143.0	148.9	141.9	105.0
Jul '13	146.2	148.9	144.2	105.0
Jun '13	151.3	161.9	145.0	105.0
May '13	143.2	151.4	145.3	105.0
Apr '13	136.7	141.9	146.4	105.0
Mar '13	136.5	144.7	147.6	105.0
Feb '13	132.7	139.2	143.3	105.0
Jan '13	132.1	138.9	142.7	105.0
Dec '12	133.7	141.7	141.9	105.0
Nov '12	136.4	143.7	138.1	105.0
Oct '12	141.0	148.1	139.2	105.0
Sep '12	139.6	144.9	137.9	105.0
Aug '12	139.2	146.4	137.6	105.0



## Retail Motor Fuel Prices — Mayo

	Self-serve			Full-serve	
	regular	premium	diesel	regular	diesel
19-Aug-15	137.9	-	125.9	135.9	142.9
5-Aug-15	128.9	-	127.9	135.9	142.9
22-Jul-15	128.9	-	127.9	135.9	142.9
8-Jul-15	128.9	-	127.9	135.9	142.9
24-Jun-15	128.9	-	127.9	135.9	142.9
10-Jun-15	124.9	-	127.9	126.9	142.9
27-May-15	124.9	-	127.9	126.9	142.9
13-May-15	117.9	-	127.9	126.9	142.9
29-Apr-15	117.9	-	127.9	117.9	142.9
15-Apr-15	117.9	-	138.9	117.9	142.9
1-Apr-15	110.9	-	138.9	117.9	142.9
18-Mar-15	110.9	-	139.9	117.9	142.9
4-Mar-15	110.9	-	139.9	117.9	142.9
18-Feb-15	107.9	-	139.9	117.9	142.9
4-Feb-15	107.9	-	139.9	n/a	n/a
21-Jan-15	110.9	-	139.9	117.9	142.9
7-Jan-15	117.9	-	143.9	127.9	152.9
23-Dec-14	124.9	-	145.9	137.9	160.9
10-Dec-14	133.9	-	148.9	140.9	160.9
26-Nov-14	135.9	-	148.9	n/a	n/a
12-Nov-14	n/a	-	n/a	145.9	160.9
29-Oct-14	n/a	-	n/a	n/a	n/a
15-Oct-14	n/a	-	n/a	154.9	160.9
1-Oct-14	n/a	-	n/a	154.9	160.9
17-Sep-14	n/a	-	n/a	154.9	160.9
3-Sep-14	n/a	-	n/a	154.9	160.9
20-Aug-14	n/a	-	n/a	n/a	n/a
6-Aug-14	n/a	-	n/a	n/a	n/a
Jul '14	n/a	-	n/a	154.9	160.9
Jun '14	n/a	-	n/a	154.9	160.9
May '14	n/a	-	n/a	154.9	160.9
Apr '14	n/a	-	n/a	151.6	160.9
Mar '14	161.0	-	154.9	149.9	164.9
Feb '14	161.0	-	154.9	159.9	160.9
Jan '14	161.0	-	154.9	159.9	160.9
Dec '13	161.0	-	154.9	159.9	160.9
Nov '13	161.0	-	154.9	159.9	160.9
Oct '13	169.9	-	155.9	159.9	152.9
Sep '13	169.9	-	155.9	159.9	148.9
Aug '13	169.9	-	155.9	159.9	148.9
Jul '13	162.9	-	150.9	169.9	159.9
Jun '13	n/a	-	n/a	169.9	155.9
May '13	154.0	-	155.0	160.4	155.9
Apr '13	154.0	-	155.0	n/a	n/a
Mar '13	154.0	-	155.0	150.9	155.9
Feb '13	154.0	-	155.0	150.9	155.9
Jan '13	154.0	-	155.0	150.9	155.9
Dec '12	154.0	-	155.0	150.9	155.9
Nov '12	154.0	-	155.0	153.4	155.9
Oct '12	154.0	-	155.0	150.9	155.9
Sep '12	154.0	-	155.0	150.9	155.9
Aug '12	154.0	-	150.0	150.9	148.4

## Retail Motor Fuel Prices — Pelly Crossing & Ross River

	Pelly Crossing Self-serve	
	regular	diesel
19-Aug-15	136.9	135.9
5-Aug-15	133.9	135.9
22-Jul-15	133.9	135.9
8-Jul-15	133.9	135.9
24-Jun-15	133.9	135.9
10-Jun-15	127.9	135.9
27-May-15	127.9	135.9
13-May-15	127.9	135.9
29-Apr-15	124.9	157.9
15-Apr-15	124.9	157.9
1-Apr-15	124.9	157.9
18-Mar-15	124.9	157.9
4-Mar-15	117.9	157.9
18-Feb-15	117.9	157.9
4-Feb-15	117.9	157.9
21-Jan-15	122.9	157.9
7-Jan-15	128.9	157.9

23-Dec-14	137.9	157.9
10-Dec-14	146.9	157.9
26-Nov-14	146.9	157.9
12-Nov-14	146.9	157.9
29-Oct-14	154.9	169.9
15-Oct-14	154.9	169.9
1-Oct-14	154.9	169.9
17-Sep-14	154.9	169.9
3-Sep-14	n/a	n/a
20-Aug-14	154.9	169.9
6-Aug-14	154.9	169.9

Jul '14	154.9	169.9
Jun '14	154.9	169.9
May '14	154.9	169.9
Apr '14	149.9	163.2
Mar '14	149.9	164.9
Feb '14	149.9	159.9
Jan '14	149.9	159.9

Dec '13	149.9	159.9
Nov '13	152.4	157.4
Oct '13	154.9	151.6
Sep '13	154.9	154.9
Aug '13	154.9	154.9
Jul '13	149.9	149.9
Jun '13	159.9	149.9
May '13	150.6	151.6
Apr '13	145.9	154.9
Mar '13	142.9	154.9
Feb '13	139.9	154.9
Jan '13	139.9	148.9

Dec '12	139.9	147.9
Nov '12	144.9	148.9
Oct '12	154.9	154.9
Sep '12	152.4	157.4
Aug '12	149.9	145.9

	Ross River Self-serve	
	regular	diesel
19-Aug-15	129.9	113.5
5-Aug-15	129.9	113.5
22-Jul-15	126.7	110.9
8-Jul-15	126.7	110.9
24-Jun-15	126.7	110.9
10-Jun-15	118.4	119.9
27-May-15	118.4	119.9
13-May-15	118.4	119.9
29-Apr-15	118.4	119.9
15-Apr-15	117.1	129.1
1-Apr-15	117.1	129.1
18-Mar-15	117.9	129.9
4-Mar-15	117.1	129.1
18-Feb-15	105.0	115.0
4-Feb-15	105.0	115.0
21-Jan-15	115.0	130.1
7-Jan-15	115.0	130.1

23-Dec-14	n/a	n/a
10-Dec-14	n/a	n/a
26-Nov-14	125.8	130.1
12-Nov-14	148.9	147.3
29-Oct-14	148.9	147.3
15-Oct-14	148.9	147.3
1-Oct-14	148.9	147.3
17-Sep-14	151.5	143.7
3-Sep-14	151.5	143.7
20-Aug-14	151.5	143.7
6-Aug-14	151.5	143.7

Jul '14	151.5	143.7
Jun '14	152.0	150.7
May '14	152.0	150.7
Apr '14	147.7	157.1
Mar '14	142.4	169.9
Feb '14	137.9	165.9
Jan '14	137.9	161.9

Dec '13	137.9	161.9
Nov '13	147.9	152.9
Oct '13	147.9	150.2
Sep '13	145.9	142.9
Aug '13	149.0	147.0
Jul '13	152.0	151.0
Jun '13	152.0	151.0
May '13	141.2	149.2
Apr '13	135.3	147.8
Mar '13	135.3	147.8
Feb '13	137.1	148.9
Jan '13	138.9	138.9

Dec '12	140.9	142.4
Nov '12	142.9	145.9
Oct '12	142.9	145.9
Sep '12	142.9	145.9
Aug '12	142.9	141.9

## Retail Motor Fuel Prices — Stewart Crossing & Tagish

	Stewart Crossing		
	Self-Serve		
	regular	premium	diesel
19-Aug-15	139.9	145.9	134.9
5-Aug-15	129.9	135.9	134.9
22-Jul-15	129.9	135.9	134.9
8-Jul-15	129.9	135.9	134.9
24-Jun-15	129.9	135.9	134.9
10-Jun-15	126.9	132.9	134.9
27-May-15	126.9	132.9	134.9
13-May-15	119.9	125.9	134.9
29-Apr-15	128.0	134.0	143.0
15-Apr-15	128.0	134.0	143.0
1-Apr-15	123.0	129.0	148.0
18-Mar-15	123.0	129.0	148.0
4-Mar-15	118.0	124.0	148.0
18-Feb-15	118.0	124.0	148.0
4-Feb-15	118.0	124.0	148.0
21-Jan-15	113.0	119.0	148.0
7-Jan-15	127.0	133.0	154.0

23-Dec-14	133.0	139.0	157.0
10-Dec-14	141.0	147.0	157.0
26-Nov-14	146.0	152.0	165.0
12-Nov-14	146.0	152.0	165.0
29-Oct-14	148.0	154.0	165.0
15-Oct-14	153.0	163.0	165.0
1-Oct-14	153.0	163.0	165.0
17-Sep-14	153.0	163.0	165.0
3-Sep-14	153.0	163.0	165.0
20-Aug-14	153.0	163.0	165.0
6-Aug-14	n/a	n/a	n/a

Jul '14	159.5	163.5	163.0
Jun '14	160.0	164.0	160.9
May '14	158.0	164.0	160.9
Apr '14	153.3	160.3	160.9
Mar '14	153.0	157.0	160.9
Feb '14	148.5	154.5	158.4
Jan '14	146.0	152.0	155.9

Dec '13	146.0	152.0	155.9
Nov '13	146.0	164.0	153.9
Oct '13	158.0	164.0	152.5
Sep '13	158.0	164.0	153.5
Aug '13	158.0	164.0	153.9
Jul '13	162.0	168.0	153.9
Jun '13	166.0	172.0	153.9
May '13	156.3	158.7	157.2
Apr '13	146.0	152.0	158.9
Mar '13	149.5	153.0	155.9
Feb '13	148.0	154.0	152.9
Jan '13	148.0	154.0	152.9

Dec '12	148.0	154.0	152.9
Nov '12	150.0	156.0	147.7
Oct '12	154.0	160.0	147.5
Sep '12	154.0	160.0	147.5
Aug '12	154.0	160.0	147.5

	Tagish			
	Self-serve			Full-serve
	regular	premium	diesel	propane
19-Aug-15	n/a	n/a	n/a	n/a
5-Aug-15	114.9	129.8	130.4	100.0
22-Jul-15	114.9	129.8	130.4	110.0
8-Jul-15	119.8	129.8	120.9	100.0
24-Jun-15	124.8	134.8	120.8	100.0
10-Jun-15	117.4	132.8	130.4	100.0
27-May-15	113.4	124.8	130.4	100.0
13-May-15	111.4	124.8	130.4	100.0
29-Apr-15	109.9	n/a	139.9	n/a
15-Apr-15	111.4	124.8	130.4	100.0
1-Apr-15	111.4	124.8	134.4	100.0
18-Mar-15	111.4	124.8	134.4	100.0
4-Mar-15	111.4	124.8	134.4	110.0
18-Feb-15	106.4	124.8	132.4	110.0
4-Feb-15	106.4	124.8	132.4	100.0
21-Jan-15	106.4	124.8	119.4	100.0
7-Jan-15	129.9	134.8	146.9	110.0

23-Dec-14	n/a	n/a	n/a	n/a
10-Dec-14	136.4	134.8	146.9	110.0
26-Nov-14	138.9	149.8	150.4	110.0
12-Nov-14	138.9	149.8	150.4	110.0
29-Oct-14	138.9	149.8	150.4	110.0
15-Oct-14	144.4	149.8	150.4	110.0
1-Oct-14	144.4	149.8	150.4	110.0
17-Sep-14	144.4	149.8	150.4	110.0
3-Sep-14	144.4	149.8	150.4	110.0
20-Aug-14	144.4	149.8	150.4	110.0
6-Aug-14	144.4	149.8	150.4	110.0

Jul '14	144.6	149.8	151.1	110.0
Jun '14	145.7	149.8	152.4	110.0
May '14	143.7	151.3	151.9	120.0
Apr '14	141.9	148.8	151.4	131.7
Mar '14	139.9	145.3	151.4	135.0
Feb '14	136.4	138.8	151.4	110.0
Jan '14	141.4	138.8	151.4	110.0

Dec '13	141.9	146.8	147.2	115.0
Nov '13	142.4	146.8	145.4	112.5
Oct '13	147.4	146.8	144.9	111.7
Sep '13	147.4	156.8	144.9	115.0
Aug '13	147.4	156.8	144.9	110.0
Jul '13	147.4	156.8	144.9	107.5
Jun '13	148.9	156.8	145.4	107.5
May '13	142.7	150.1	145.9	108.3
Apr '13	139.9	144.8	145.9	105.0
Mar '13	139.9	144.8	145.9	105.0
Feb '13	136.4	140.8	144.9	110.0
Jan '13	137.4	140.8	140.4	115.0

Dec '12	141.2	140.8	140.7	115.0
Nov '12	138.9	146.9	141.4	110.0
Oct '12	141.4	147.8	144.9	111.7
Sep '12	140.4	147.3	144.9	110.0
Aug '12	140.2	145.8	145.7	110.0

## Retail Motor Fuel Prices — Teslin

	Self-serve			Full-serve
	regular	premium	diesel	propane
19-Aug-15	131.9	143.9	126.9	115.0
5-Aug-15	124.4	134.9	128.9	115.0
22-Jul-15	126.4	134.9	126.9	115.0
8-Jul-15	126.9	134.9	126.9	115.0
24-Jun-15	128.9	138.9	126.9	115.0
10-Jun-15	122.4	130.9	126.9	115.0
27-May-15	120.4	130.9	129.9	115.0
13-May-15	113.9	123.9	129.4	115.0
29-Apr-15	113.9	123.9	131.4	115.0
15-Apr-15	113.9	123.9	131.4	110.0
1-Apr-15	113.9	123.9	131.4	115.0
18-Mar-15	113.9	123.9	132.9	110.0
4-Mar-15	113.9	123.9	132.9	115.0
18-Feb-15	113.9	123.9	132.9	115.0
4-Feb-15	98.9	108.9	132.9	115.0
21-Jan-15	98.9	108.9	132.9	115.0
7-Jan-15	114.4	124.9	139.9	115.0
23-Dec-14	120.4	128.9	142.9	115.0
10-Dec-14	126.9	136.9	149.9	115.0
26-Nov-14	130.9	141.9	151.9	115.0
12-Nov-14	130.9	141.9	149.9	115.0
29-Oct-14	130.9	141.9	148.9	110.0
15-Oct-14	138.9	148.9	149.9	110.0
1-Oct-14	139.9	n/a	149.9	110.0
17-Sep-14	139.4	148.9	149.9	110.0
3-Sep-14	139.4	148.9	149.9	110.0
20-Aug-14	139.4	148.9	149.9	107.5
6-Aug-14	139.4	148.9	149.9	107.5
Jul '14	145.7	155.4	149.9	108.8
Jun '14	145.9	155.9	150.4	110.0
May '14	146.9	156.9	151.2	121.5
Apr '14	143.6	153.9	152.9	121.5
Mar '14	139.4	152.9	154.7	121.5
Feb '14	135.9	152.9	157.9	121.5
Jan '14	132.9	152.9	148.9	110.0
Dec '13	138.9	152.9	149.7	108.5
Nov '13	138.4	152.9	142.9	107.0
Oct '13	141.2	152.9	143.4	107.0
Sep '13	143.2	152.9	146.4	107.0
Aug '13	143.9	152.9	140.2	111.3
Jul '13	144.7	154.9	141.4	112.5
Jun '13	149.4	157.9	141.2	112.5
May '13	141.1	150.2	141.4	110.8
Apr '13	133.7	143.4	143.2	112.5
Mar '13	133.9	143.9	143.9	110.0
Feb '13	132.7	142.4	141.9	107.5
Jan '13	132.2	141.4	141.2	107.5
Dec '12	133.2	143.4	140.2	107.5
Nov '12	134.4	143.9	136.7	107.5
Oct '12	138.9	149.9	138.9	107.5
Sep '12	140.7	149.9	139.7	107.5
Aug '12	139.4	149.9	138.9	107.5

## Retail Motor Fuel Prices — Watson Lake

	Self-serve			Full-serve	
	regular	premium	diesel	diesel	propane
19-Aug-15	128.6	132.9	118.9	-	130.9
5-Aug-15	123.3	125.9	118.1	-	130.9
22-Jul-15	123.6	125.9	118.5	n/a	130.9
8-Jul-15	122.5	125.9	118.1	n/a	130.9
24-Jun-15	121.9	132.4	118.5	n/a	130.9
10-Jun-15	119.0	125.9	118.1	143.9	130.9
27-May-15	118.3	122.9	119.0	143.9	130.9
13-May-15	115.9	123.4	119.7	143.9	130.9
29-Apr-15	113.4	119.9	119.7	143.9	130.9
15-Apr-15	108.6	119.9	114.9	143.9	130.9
1-Apr-15	108.2	119.9	117.0	143.9	130.9
18-Mar-15	108.4	118.4	116.7	-	130.9
4-Mar-15	103.2	113.4	121.0	-	130.9
18-Feb-15	101.4	113.4	122.4	-	130.9
4-Feb-15	99.9	111.9	125.9	-	130.9
21-Jan-15	99.9	111.9	125.9	-	130.9
7-Jan-15	101.9	115.9	135.9	-	130.9
23-Dec-14	111.9	123.4	137.4	n/a	130.9
10-Dec-14	117.9	129.9	142.9	140.9	130.9
26-Nov-14	125.9	134.9	146.9	140.9	130.9
12-Nov-14	131.4	141.4	148.9	140.9	130.9
29-Oct-14	133.9	148.9	141.4	140.9	130.9
15-Oct-14	143.9	148.9	150.2	140.9	130.9
1-Oct-14	144.7	151.6	150.7	140.9	130.9
17-Sep-14	145.4	152.6	150.7	140.9	127.2
3-Sep-14	145.4	152.6	151.4	140.9	127.2
20-Aug-14	145.4	152.6	150.7	140.9	127.2
6-Aug-14	145.9	151.6	151.9	140.9	127.2
Jul '14	146.3	152.9	153.0	140.9	127.2
Jun '14	146.7	154.1	153.6	140.9	128.8
May '14	145.4	155.2	152.4	140.9	129.1
Apr '14	140.6	151.6	154.6	140.9	130.9
Mar '14	143.9	153.9	164.4	140.9	130.9
Feb '14	142.4	153.4	162.9	140.9	130.9
Jan '14	143.4	155.4	159.9	140.9	130.9
Dec '13	144.8	156.9	154.9	140.9	131.4
Nov '13	147.9	159.9	151.4	n/a	131.9
Oct '13	149.0	159.6	148.0	140.9	130.7
Sep '13	149.6	158.4	147.2	140.9	130.3
Aug '13	149.6	159.4	147.2	140.9	130.6
Jul '13	149.3	158.2	146.9	140.9	126.7
Jun '13	148.9	158.2	146.6	140.9	126.2
May '13	139.1	149.2	143.8	140.9	124.7
Apr '13	137.9	149.9	144.9	140.9	123.7
Mar '13	137.9	149.9	144.9	140.9	126.4
Feb '13	130.9	141.7	141.2	140.9	120.9
Jan '13	129.9	132.9	136.9	140.9	120.9
Dec '12	130.4	140.9	137.9	140.9	126.4
Nov '12	137.4	147.7	138.2	140.9	126.4
Oct '12	140.1	149.5	140.0	140.9	126.9
Sep '12	137.9	146.2	141.6	140.9	127.2
Aug '12	138.5	146.4	139.6	134.9	127.2

# Residential Fuel Prices in Yukon

Average Prices as of August 19<sup>th</sup>, 2015

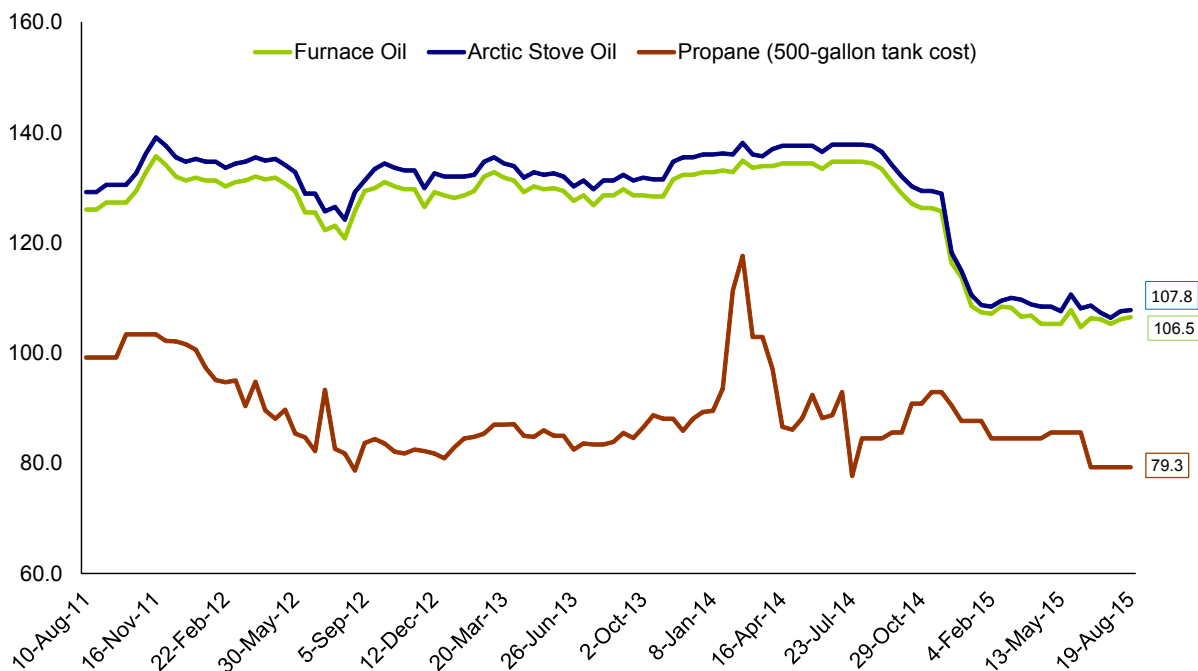
	Residential Heating Fuels			% Change Aug 20, 2014 to Aug 19, 2015		
	Furnace Oil	Arctic Stove Oil	Propane (500-gallon tank cost)	Furnace Oil	Arctic Stove Oil	Propane (500-gallon tank cost)
Whitehorse	106.5	107.8	79.3	-20.8%	-21.7%	-6.2%
Carmacks	109.0	112.1	79.3	-20.0%	-19.6%	-6.2%
Dawson City	114.5	113.2	79.3	-19.3%	-21.9%	-6.2%
Faro	109.2	112.4	79.3	-20.0%	-19.5%	-6.2%
Haines Junction	106.2	106.9	79.3	-20.4%	-20.5%	-6.2%
Mayo	119.0	117.0	79.3	-20.5%	-21.8%	-6.2%
Ross River	110.9	114.0	79.3	-19.4%	-19.0%	-6.2%
Tagish	108.3	114.0	-	n/a	-23.5%	-
Teslin	109.0	109.3	79.3	-20.1%	-21.6%	-6.2%
Watson Lake	107.9	111.8	79.3	-21.7%	-20.5%	-6.2%

Notes: All prices are Canadian cents per litre, including all applicable taxes.  
 "-" indicates this service was not available in this community at this time.  
 "n/a" indicates this information was not available for the reporting period.

Comparing August 19<sup>th</sup>, 2015 to August 20<sup>th</sup>, 2014, prices decreased in all Yukon communities for Furnace Oil, Arctic Stove Oil and Propane.

Note: Price discounts may apply to seniors, members of unions or service groups, or for quick payment. Ask your fuel supplier for details.

Average Residential Bi-weekly Heating Fuel Prices, Whitehorse  
 August 2011 - August 2015  
 (cents per litre)



## Residential Heating Fuel Prices — Whitehorse

	Furnace Oil	Arctic Stove Oil	Propane (500-gallon tank cost)
19-Aug-15	106.5	107.8	79.3
6-Aug-15	106.1	107.6	79.3
22-Jul-15	105.3	106.4	79.3
8-Jul-15	106.1	107.3	79.3
24-Jun-15	106.3	108.6	79.3
10-Jun-15	104.7	108.1	85.6
27-May-15	107.8	110.6	85.6
13-May-15	105.3	107.6	85.6
29-Apr-15	105.3	108.4	85.6
15-Apr-15	105.3	108.4	84.5
1-Apr-15	106.8	108.8	84.5
18-Mar-15	106.6	109.7	84.5
4-Mar-15	108.2	110.0	84.5
18-Feb-15	108.4	109.5	84.5
4-Feb-15	107.1	108.4	84.5
21-Jan-15	107.4	108.7	87.7
7-Jan-15	108.5	110.5	87.7
23-Dec-14	113.8	114.9	87.7
10-Dec-14	116.3	118.2	90.5
26-Nov-14	125.7	128.9	92.9
12-Nov-14	126.3	129.4	92.9
29-Oct-14	126.3	129.4	90.8
15-Oct-14	127.1	130.2	90.8
1-Oct-14	128.9	132.0	85.6
17-Sep-14	131.0	134.1	85.6
3-Sep-14	133.4	136.5	84.5
20-Aug-14	134.4	137.6	84.5
6-Aug-14	134.7	137.8	84.5
Jul '14	134.7	137.8	85.3
Jun '14	134.1	137.2	88.5
May '14	134.4	137.6	90.3
Apr '14	134.2	137.4	89.9
Mar '14	133.8	135.9	102.9
Feb '14	133.9	137.1	114.5
Jan '14	133.0	136.1	91.5
Dec '13	132.6	135.8	88.7
Nov '13	131.9	135.1	87.0
Oct '13	128.5	131.6	87.8
Sep '13	129.2	131.8	85.1
Aug '13	128.6	131.3	83.7
Jul '13	127.7	130.5	83.5
Jun '13	128.5	131.1	83.8
May '13	129.9	132.6	85.3
Apr '13	130.3	132.9	86.1
Mar '13	132.3	135.0	87.0
Feb '13	130.7	133.5	85.1
Jan '13	128.4	132.0	83.7
Dec '12	128.9	132.3	81.4
Nov '12	128.1	131.5	87.9
Oct '12	130.3	133.7	82.4
Sep '12	129.7	132.4	84.1
Aug '12	123.3	126.7	80.3

## Residential Heating Fuel Prices — Carmacks

	Furnace Oil	Arctic Stove Oil	Propane (500-gallon tank cost)
19-Aug-15	109.0	112.1	79.3
6-Aug-15	109.0	112.1	79.3
22-Jul-15	109.0	112.1	79.3
8-Jul-15	109.0	112.1	79.3
24-Jun-15	109.0	112.1	79.3
10-Jun-15	109.0	112.1	85.6
27-May-15	n/a	n/a	85.6
13-May-15	109.0	112.1	85.6
29-Apr-15	109.0	112.1	85.6
15-Apr-15	109.0	112.1	84.5
1-Apr-15	109.0	112.1	84.5
18-Mar-15	109.0	112.1	84.5
4-Mar-15	n/a	n/a	84.5
18-Feb-15	109.0	112.1	84.5
4-Feb-15	109.0	112.1	84.5
21-Jan-15	112.1	115.3	87.7
7-Jan-15	115.3	118.4	87.7
23-Dec-14	122.6	125.8	87.7
10-Dec-14	125.8	128.9	95.0
26-Nov-14	126.8	130.0	92.9
12-Nov-14	126.8	130.0	92.9
29-Oct-14	126.8	130.0	90.8
15-Oct-14	128.9	132.1	90.8
1-Oct-14	131.0	134.2	85.6
17-Sep-14	136.3	139.4	85.6
3-Sep-14	136.3	139.4	84.5
20-Aug-14	136.3	139.4	84.5
6-Aug-14	136.3	139.4	84.5
Jul '14	136.3	139.4	85.3
Jun '14	136.3	139.4	88.5
May '14	136.3	139.4	90.3
Apr '14	136.3	139.4	89.9
Mar '14	136.3	139.4	102.9
Feb '14	135.3	138.4	114.5
Jan '14	133.1	136.3	91.5
Dec '13	133.1	136.3	86.2
Nov '13	133.1	137.6	80.7
Oct '13	128.9	132.1	82.2
Sep '13	128.9	132.1	76.8
Aug '13	128.9	132.1	76.1
Jul '13	131.0	134.2	75.7
Jun '13	133.1	136.3	79.2
May '13	133.8	137.0	81.0
Apr '13	135.2	138.4	81.4
Mar '13	137.3	140.5	80.4
Feb '13	134.2	137.4	76.9
Jan '13	131.0	134.2	74.6
Dec '12	131.0	134.2	69.2
Nov '12	132.6	135.8	71.5
Oct '12	134.2	137.3	72.9
Sep '12	131.6	134.7	75.7
Aug '12	122.6	125.8	68.2



## Residential Heating Fuel Prices — Dawson City

	Furnace Oil	Arctic Stove Oil	Propane (500-gallon tank cost)
19-Aug-15	114.5	113.2	79.3
6-Aug-15	114.5	113.8	79.3
22-Jul-15	114.5	114.0	79.3
8-Jul-15	114.5	114.6	79.3
24-Jun-15	114.5	114.2	79.3
10-Jun-15	114.5	116.1	85.6
27-May-15	n/a	115.2	85.6
13-May-15	114.5	113.8	85.6
29-Apr-15	114.5	117.6	85.6
15-Apr-15	114.5	117.6	84.5
1-Apr-15	114.5	116.7	84.5
18-Mar-15	114.5	117.6	84.5
4-Mar-15	n/a	118.1	84.5
18-Feb-15	114.5	114.4	84.5
4-Feb-15	114.5	114.4	84.5
21-Jan-15	117.6	119.0	87.7
7-Jan-15	120.8	127.1	87.7
23-Dec-14	128.1	134.4	87.7
10-Dec-14	131.3	134.4	95.0
26-Nov-14	132.3	135.5	92.9
12-Nov-14	132.3	135.5	92.9
29-Oct-14	132.3	135.5	90.8
15-Oct-14	134.4	137.6	90.8
1-Oct-14	136.5	139.7	85.6
17-Sep-14	141.8	144.9	85.6
3-Sep-14	141.8	144.9	84.5
20-Aug-14	141.8	144.9	84.5
6-Aug-14	141.8	144.9	84.5
Jul '14	141.8	144.9	85.3
Jun '14	141.8	144.9	88.5
May '14	141.8	144.9	90.3
Apr '14	141.8	144.9	89.9
Mar '14	141.8	144.9	102.9
Feb '14	140.8	143.9	114.5
Jan '14	138.6	141.8	91.5
Dec '13	138.6	141.8	86.2
Nov '13	138.6	141.8	80.7
Oct '13	134.4	137.6	82.2
Sep '13	134.4	137.6	76.8
Aug '13	134.4	137.6	76.1
Jul '13	136.5	139.7	75.7
Jun '13	138.6	141.8	80.7
May '13	139.3	142.5	82.8
Apr '13	140.7	139.8	85.6
Mar '13	142.8	139.7	85.3
Feb '13	139.7	137.6	85.0
Jan '13	136.5	136.0	82.5
Dec '12	136.5	136.0	76.8
Nov '12	138.1	136.9	78.5
Oct '12	139.7	138.5	76.3
Sep '12	137.1	138.7	79.6
Aug '12	128.1	138.1	77.7

## Residential Heating Fuel Prices — Faro

	Furnace Oil	Arctic Stove Oil	Propane (500-gallon tank cost)
19-Aug-15	109.2	112.4	79.3
6-Aug-15	109.2	112.4	79.3
22-Jul-15	109.2	112.4	79.3
8-Jul-15	109.2	112.4	79.3
24-Jun-15	109.2	112.4	79.3
10-Jun-15	109.2	112.4	85.6
27-May-15	n/a	n/a	85.6
13-May-15	109.2	112.4	85.6
29-Apr-15	109.2	112.4	85.6
15-Apr-15	109.2	112.4	84.5
1-Apr-15	109.2	112.4	84.5
18-Mar-15	109.2	112.4	84.5
4-Mar-15	n/a	n/a	84.5
18-Feb-15	109.2	112.4	84.5
4-Feb-15	109.2	112.4	84.5
21-Jan-15	112.4	115.5	87.7
7-Jan-15	115.5	118.7	87.7
23-Dec-14	122.9	126.0	87.7
10-Dec-14	126.0	129.2	95.0
26-Nov-14	127.1	130.2	92.9
12-Nov-14	127.1	130.2	92.9
29-Oct-14	127.1	130.2	90.8
15-Oct-14	129.2	132.3	90.8
1-Oct-14	131.3	134.4	85.6
17-Sep-14	136.5	139.7	85.6
3-Sep-14	136.5	139.7	84.5
20-Aug-14	136.5	139.7	84.5
6-Aug-14	136.5	139.7	84.5
Jul '14	136.5	139.7	85.3
Jun '14	136.5	139.7	88.5
May '14	136.5	139.7	90.3
Apr '14	136.5	139.7	89.9
Mar '14	136.5	139.7	102.9
Feb '14	135.5	138.7	114.5
Jan '14	133.4	136.5	91.5
Dec '13	133.4	136.5	86.2
Nov '13	133.4	136.5	80.7
Oct '13	129.2	132.3	82.2
Sep '13	129.2	132.3	76.8
Aug '13	129.2	132.3	76.1
Jul '13	131.3	134.4	75.7
Jun '13	133.4	136.5	80.7
May '13	134.1	137.2	82.8
Apr '13	135.5	138.6	85.6
Mar '13	137.6	140.7	85.3
Feb '13	134.5	137.6	85.0
Jan '13	131.3	134.4	82.5
Dec '12	131.3	134.4	76.8
Nov '12	132.9	136.0	78.5
Oct '12	134.4	137.6	76.3
Sep '12	131.8	135.0	79.6
Aug '12	122.9	126.0	77.7

## Residential Heating Fuel Prices — Haines Junction

	Furnace Oil	Arctic Stove Oil	Propane (500-gallon tank cost)
19-Aug-15	106.2	106.9	79.3
6-Aug-15	106.2	107.3	79.3
22-Jul-15	106.2	107.5	79.3
8-Jul-15	106.2	109.2	79.3
24-Jun-15	106.2	107.6	79.3
10-Jun-15	106.2	108.2	85.6
27-May-15	n/a	107.9	85.6
13-May-15	106.2	106.2	85.6
29-Apr-15	106.2	102.7	85.6
15-Apr-15	106.2	103.0	84.5
1-Apr-15	106.2	108.5	84.5
18-Mar-15	106.2	109.3	84.5
4-Mar-15	n/a	108.8	84.5
18-Feb-15	106.2	107.9	84.5
4-Feb-15	106.2	106.0	84.5
21-Jan-15	109.3	103.5	87.7
7-Jan-15	112.5	105.8	87.7
23-Dec-14	119.8	114.0	87.7
10-Dec-14	123.0	118.7	95.0
26-Nov-14	124.0	125.8	92.9
12-Nov-14	124.0	127.2	92.9
29-Oct-14	124.0	127.1	90.8
15-Oct-14	126.1	127.4	90.8
1-Oct-14	128.2	130.3	85.6
17-Sep-14	133.5	132.4	85.6
3-Sep-14	133.5	130.8	84.5
20-Aug-14	133.5	134.5	84.5
6-Aug-14	133.5	132.9	84.5
Jul '14	133.5	132.9	85.3
Jun '14	133.5	133.7	88.5
May '14	133.5	134.5	90.3
Apr '14	133.5	133.8	89.9
Mar '14	133.5	133.9	102.9
Feb '14	132.5	132.6	114.5
Jan '14	130.3	130.0	91.5
Dec '13	130.3	126.3	86.2
Nov '13	130.3	126.4	80.7
Oct '13	126.1	124.1	82.2
Sep '13	126.1	127.2	76.8
Aug '13	126.1	122.4	76.1
Jul '13	128.2	123.5	75.7
Jun '13	130.3	124.5	79.2
May '13	131.0	131.0	81.0
Apr '13	132.4	136.3	81.4
Mar '13	134.5	136.6	80.4
Feb '13	131.4	132.1	76.9
Jan '13	128.2	129.5	74.6
Dec '12	128.2	128.6	69.2
Nov '12	129.8	128.8	71.5
Oct '12	131.4	131.3	72.9
Sep '12	128.8	130.7	75.7
Aug '12	120.3	123.0	68.2

## Residential Heating Fuel Prices — Mayo

	Furnace Oil	Arctic Stove Oil	Propane (500-gallon tank cost)
19-Aug-15	119.0	117.0	79.3
6-Aug-15	119.0	117.4	79.3
22-Jul-15	119.0	117.5	79.3
8-Jul-15	119.0	117.9	79.3
24-Jun-15	119.0	117.6	79.3
10-Jun-15	119.0	118.9	85.6
27-May-15	118.7	117.4	85.6
13-May-15	119.0	117.4	85.6
29-Apr-15	119.0	121.1	85.6
15-Apr-15	119.0	121.1	84.5
1-Apr-15	119.0	119.3	84.5
18-Mar-15	119.0	121.1	84.5
4-Mar-15	118.7	118.9	84.5
18-Feb-15	119.0	117.8	84.5
4-Feb-15	119.0	117.8	84.5
21-Jan-15	116.3	114.1	87.7
7-Jan-15	118.8	119.3	87.7
23-Dec-14	126.8	127.8	87.7
10-Dec-14	132.6	141.8	90.5
26-Nov-14	140.3	140.3	92.9
12-Nov-14	140.3	140.3	92.9
29-Oct-14	140.3	140.3	90.8
15-Oct-14	142.4	142.4	90.8
1-Oct-14	144.5	144.5	85.6
17-Sep-14	149.7	149.7	85.6
3-Sep-14	149.7	149.7	84.5
20-Aug-14	149.7	149.7	84.5
6-Aug-14	149.7	149.7	84.5
Jul '14	149.7	149.7	85.3
Jun '14	149.7	149.7	88.5
May '14	149.7	149.7	90.3
Apr '14	149.7	149.7	89.9
Mar '14	149.7	149.7	102.9
Feb '14	148.7	148.7	114.5
Jan '14	146.6	146.6	91.5
Dec '13	146.6	146.6	86.2
Nov '13	143.4	146.6	80.7
Oct '13	139.2	142.4	82.2
Sep '13	139.2	142.4	76.8
Aug '13	139.2	142.4	76.1
Jul '13	141.3	144.5	75.7
Jun '13	143.4	146.6	80.7
May '13	144.1	147.3	82.8
Apr '13	145.5	148.7	85.6
Mar '13	147.6	150.8	85.3
Feb '13	144.5	147.7	85.0
Jan '13	141.3	144.5	82.5
Dec '12	141.3	144.5	76.8
Nov '12	142.9	146.1	78.5
Oct '12	144.5	147.6	76.3
Sep '12	141.9	145.0	79.6
Aug '12	132.9	136.1	77.7

## Residential Heating Fuel Prices — Ross River

	Furnace Oil	Arctic Stove Oil	Propane (500-gallon tank cost)
19-Aug-15	110.9	114.0	79.3
6-Aug-15	110.9	114.0	79.3
22-Jul-15	110.9	114.0	79.3
8-Jul-15	110.9	114.0	79.3
24-Jun-15	110.9	114.0	79.3
10-Jun-15	110.9	114.0	85.6
27-May-15	n/a	n/a	85.6
13-May-15	110.3	113.4	85.6
29-Apr-15	110.3	113.4	85.6
15-Apr-15	110.3	113.4	84.5
1-Apr-15	110.3	113.4	84.5
18-Mar-15	110.3	113.4	84.5
4-Mar-15	n/a	n/a	84.5
18-Feb-15	110.3	113.4	84.5
4-Feb-15	110.3	113.4	84.5
21-Jan-15	113.4	116.6	87.7
7-Jan-15	116.6	119.7	87.7
23-Dec-14	123.9	127.1	87.7
10-Dec-14	127.1	130.2	95.0
26-Nov-14	128.1	131.3	92.9
12-Nov-14	128.1	131.3	92.9
29-Oct-14	128.1	131.3	90.8
15-Oct-14	130.2	133.4	90.8
1-Oct-14	132.3	135.5	85.6
17-Sep-14	137.6	140.7	85.6
3-Sep-14	137.6	140.7	84.5
20-Aug-14	137.6	140.7	84.5
6-Aug-14	137.6	140.7	84.5
Jul '14	137.6	140.7	85.3
Jun '14	137.6	140.7	88.5
May '14	137.6	140.7	90.3
Apr '14	137.6	140.7	89.9
Mar '14	137.6	140.7	102.9
Feb '14	136.6	139.7	114.5
Jan '14	134.4	137.6	91.5
Dec '13	134.4	137.6	86.2
Nov '13	134.4	137.6	80.7
Oct '13	130.2	133.4	82.2
Sep '13	130.2	133.4	76.8
Aug '13	130.2	133.4	76.1
Jul '13	132.3	135.5	75.7
Jun '13	134.4	137.6	80.7
May '13	135.1	138.3	82.8
Apr '13	136.5	139.7	85.6
Mar '13	138.6	141.8	85.3
Feb '13	135.5	138.7	85.0
Jan '13	132.3	135.5	82.5
Dec '12	132.3	135.5	76.8
Nov '12	133.9	137.1	78.5
Oct '12	135.5	138.6	76.3
Sep '12	132.9	136.0	79.6
Aug '12	123.9	127.1	77.7

## Residential Heating Fuel Prices — Tagish & Teslin

	Tagish		
	Furnace Oil	Arctic Stove Oil	Propane (500-gallon tank cost)
19-Aug-15	108.3	114.0	-
6-Aug-15	108.3	114.3	-
22-Jul-15	108.3	114.5	-
8-Jul-15	108.3	114.8	-
24-Jun-15	108.3	114.6	-
10-Jun-15	108.3	115.9	-
27-May-15	n/a	118.4	-
13-May-15	108.3	116.0	-
29-Apr-15	108.3	111.4	-
15-Apr-15	108.3	118.7	-
1-Apr-15	108.3	116.3	-
18-Mar-15	108.3	118.7	-
4-Mar-15	n/a	119.9	-
18-Feb-15	108.3	115.3	-
4-Feb-15	108.3	111.8	-
21-Jan-15	-	112.3	-
7-Jan-15	-	136.5	-

23-Dec-14	-	136.5	-
10-Dec-14	-	136.5	-
26-Nov-14	-	142.8	-
12-Nov-14	-	142.8	-
29-Oct-14	-	142.8	-
15-Oct-14	-	149.1	-
1-Oct-14	-	149.1	-
17-Sep-14	-	149.1	-
3-Sep-14	-	149.1	-
20-Aug-14	-	149.1	-
6-Aug-14	-	149.1	-

Jul '14	-	149.1	-
Jun '14	-	149.1	-
May '14	-	149.1	-
Apr '14	-	149.1	-
Mar '14	-	147.6	-
Feb '14	-	146.0	-
Jan '14	-	143.9	-

Dec '13	-	140.2	-
Nov '13	-	136.5	-
Oct '13	-	136.5	-
Sep '13	-	136.5	-
Aug '13	-	136.5	-
Jul '13	-	136.5	-
Jun '13	-	136.5	-
May '13	-	136.5	-
Apr '13	-	136.5	-
Mar '13	-	136.5	-
Feb '13	-	136.5	-
Jan '13	-	136.5	-

Dec '12	-	136.5	-
Nov '12	-	134.4	-
Oct '12	-	134.4	-
Sep '12	-	134.4	-
Aug '12	-	129.2	-

	Teslin		
	Furnace Oil	Arctic Stove Oil	Propane (500-gallon tank cost)
19-Aug-15	109.0	109.3	79.3
6-Aug-15	109.0	109.8	79.3
22-Jul-15	109.0	110.1	79.3
8-Jul-15	109.0	110.6	79.3
24-Jun-15	109.0	110.3	79.3
10-Jun-15	109.0	112.2	85.6
27-May-15	n/a	112.9	85.6
13-May-15	109.0	109.8	85.6
29-Apr-15	109.0	112.1	85.6
15-Apr-15	109.0	112.1	84.5
1-Apr-15	109.0	111.7	84.5
18-Mar-15	109.0	112.1	84.5
4-Mar-15	n/a	113.6	84.5
18-Feb-15	109.0	110.3	84.5
4-Feb-15	109.0	110.3	84.5
21-Jan-15	112.2	112.2	87.7
7-Jan-15	115.4	118.5	87.7

23-Dec-14	122.7	125.9	87.7
10-Dec-14	125.9	129.0	95.0
26-Nov-14	126.9	130.1	92.9
12-Nov-14	126.9	130.1	92.9
29-Oct-14	126.9	130.1	90.8
15-Oct-14	129.0	132.2	90.8
1-Oct-14	131.1	134.3	85.6
17-Sep-14	136.4	139.5	85.6
3-Sep-14	136.4	139.5	84.5
20-Aug-14	136.4	139.5	84.5
6-Aug-14	136.4	139.5	84.5

Jul '14	136.4	139.5	85.3
Jun '14	136.4	139.5	88.5
May '14	136.4	139.4	90.3
Apr '14	136.4	139.4	89.9
Mar '14	136.4	139.4	102.9
Feb '14	135.4	138.4	114.5
Jan '14	133.2	136.3	91.5

Dec '13	133.2	136.3	86.2
Nov '13	133.0	136.1	80.7
Oct '13	128.6	131.8	82.2
Sep '13	128.1	131.3	76.8
Aug '13	126.6	129.7	76.1
Jul '13	130.7	133.9	75.7
Jun '13	133.1	136.3	79.2
May '13	131.7	134.9	81.0
Apr '13	132.1	135.3	81.4
Mar '13	137.3	140.5	80.4
Feb '13	132.4	135.6	76.9
Jan '13	129.8	132.7	71.9

Dec '12	129.8	132.7	69.2
Nov '12	132.6	135.8	71.5
Oct '12	134.2	135.4	72.9
Sep '12	131.6	134.7	75.7
Aug '12	121.1	124.3	68.2

## Residential Heating Fuel Prices — Watson Lake

	Furnace Oil	Arctic Stove Oil	Propane (500-gallon tank cost)
19-Aug-15	107.9	111.8	79.3
6-Aug-15	106.4	111.1	79.3
22-Jul-15	107.3	111.9	79.3
8-Jul-15	107.9	112.6	79.3
24-Jun-15	109.6	113.7	79.3
10-Jun-15	108.9	114.3	85.6
27-May-15	112.2	117.6	85.6
13-May-15	111.1	114.2	85.6
29-Apr-15	109.7	113.4	85.6
15-Apr-15	107.9	111.4	84.5
1-Apr-15	108.7	114.3	84.5
18-Mar-15	112.0	114.8	84.5
4-Mar-15	125.2	124.4	84.5
18-Feb-15	117.9	119.1	84.5
4-Feb-15	116.6	118.2	84.5
21-Jan-15	113.8	116.6	87.7
7-Jan-15	117.6	120.4	87.7

23-Dec-14	125.0	127.7	87.7
10-Dec-14	130.1	132.9	95.0
26-Nov-14	134.1	136.9	92.9
12-Nov-14	139.7	142.5	92.9
29-Oct-14	133.7	136.5	90.8
15-Oct-14	134.7	137.5	90.8
1-Oct-14	134.4	137.2	85.6
17-Sep-14	137.9	140.7	85.6
3-Sep-14	138.4	141.2	84.5
20-Aug-14	137.8	140.6	84.5
6-Aug-14	138.8	141.5	84.5

	Furnace Oil	Arctic Stove Oil	Propane (500-gallon tank cost)
Jul '14	137.8	140.6	85.3
Jun '14	140.2	143.0	88.5
May '14	144.6	146.7	90.3
Apr '14	144.4	147.2	89.9
Mar '14	145.8	148.4	102.9
Feb '14	146.5	149.3	114.5
Jan '14	144.6	147.3	91.5

Dec '13	146.4	149.0	86.2
Nov '13	139.7	142.5	80.7
Oct '13	136.1	138.9	82.2
Sep '13	133.9	136.7	76.8
Aug '13	131.8	134.6	76.1
Jul '13	132.2	135.0	75.7
Jun '13	132.2	135.0	75.7
Jul '13	132.2	135.0	75.7
Jun '13	132.9	135.7	79.2
May '13	134.4	137.2	81.0
Apr '13	135.9	138.7	81.4
Mar '13	138.5	141.3	80.4
Feb '13	138.1	140.9	76.9
Jan '13	133.7	136.5	74.6

Dec '12	134.0	136.7	69.2
Nov '12	132.0	134.8	71.5
Oct '12	133.1	137.0	72.9
Sep '12	131.4	135.9	75.7
Aug '12	125.3	128.6	68.2

Information collected by Yukon Bureau of Statistics  
for the Department of Energy, Mines and Resources.

Next release: October 1<sup>st</sup> 2015



*Additional information:*  
Government of Yukon  
Executive Council Office  
Bureau of Statistics (A-8C)  
Box 2703, Whitehorse, Yukon Y1A 2C6  
Telephone: (867) 667-5640; Fax: (867) 393-6203  
Email: [ybsinfo@gov.yk.ca](mailto:ybsinfo@gov.yk.ca)  
website: <http://www.eco.gov.yk.ca/stats/>