

## 1

### Retail Motor Fuel Prices in the Yukon

Average prices as of February 25<sup>th</sup>, 2009

	Self-serve		
	regular	premium	diesel
Whitehorse	97.1	103.7	105.6
Beaver Creek	108.9	113.9	116.9
Carcross	108.9	113.9	119.9
Carmacks	102.9	106.9	107.4
Dawson City	116.8	134.3	132.5
Destruction Bay	105.9	109.9	113.9
Haines Junction	103.9	108.9	111.9
Mayo	107.5	113.0	129.0
Pelly Crossing	109.9	-	119.9
Ross River	103.4	-	126.4
Tagish	104.4	106.8	112.4
Teslin	98.4	102.9	107.9
Watson Lake	99.9	108.9	105.9

Current average gasoline prices for regular self-serve in the Yukon range from 97.1¢ per litre in Whitehorse to 116.8¢ per litre in Dawson City. The price for premium self-serve ranges from 102.9¢ per litre in Teslin to 134.3¢ per litre in Dawson City. The lowest price for self-serve diesel is in Whitehorse—105.6¢ per litre.

For full-serve regular gasoline, the average price ranges from 98.6¢ per litre in Whitehorse to 123.9¢ per litre in Mayo. The price for full-serve diesel ranges from 95.5¢ per litre in Haines Junction to 159.9¢ per litre in Watson Lake. In Haines Junction, full-serve diesel was cheaper than self-serve diesel.

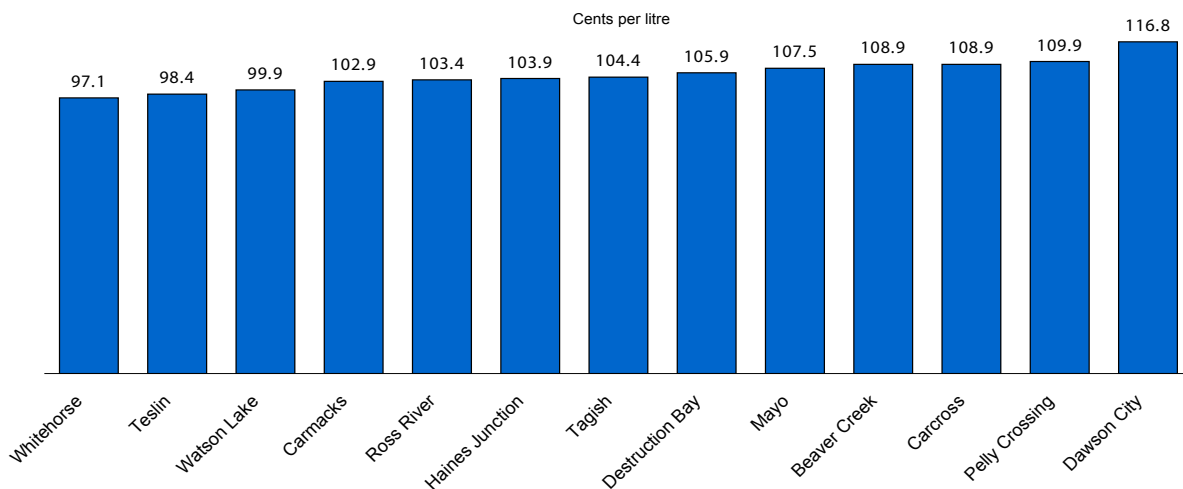
Whitehorse has the lowest price for propane, at 93.6¢ per litre, while Destruction Bay has the highest, at 155.9¢ per litre.

	Full-serve			
	regular	premium	diesel	propane
Whitehorse	98.6	106.4	109.4	93.6
Dawson City	-	-	-	115.0
Destruction Bay	-	-	-	155.9
Haines Junction	104.9	-	95.5	108.9
Mayo	123.9	-	135.9	129.0
Tagish	-	-	-	98.0
Teslin	-	-	-	115.9
Watson Lake	-	-	159.9	126.4

Note: All prices are Canadian cents per litre, including all applicable taxes.

“-” Indicates this service is not available in this community at this time.

### Average Retail Gasoline Prices Regular Self-serve — February 25<sup>th</sup>, 2009



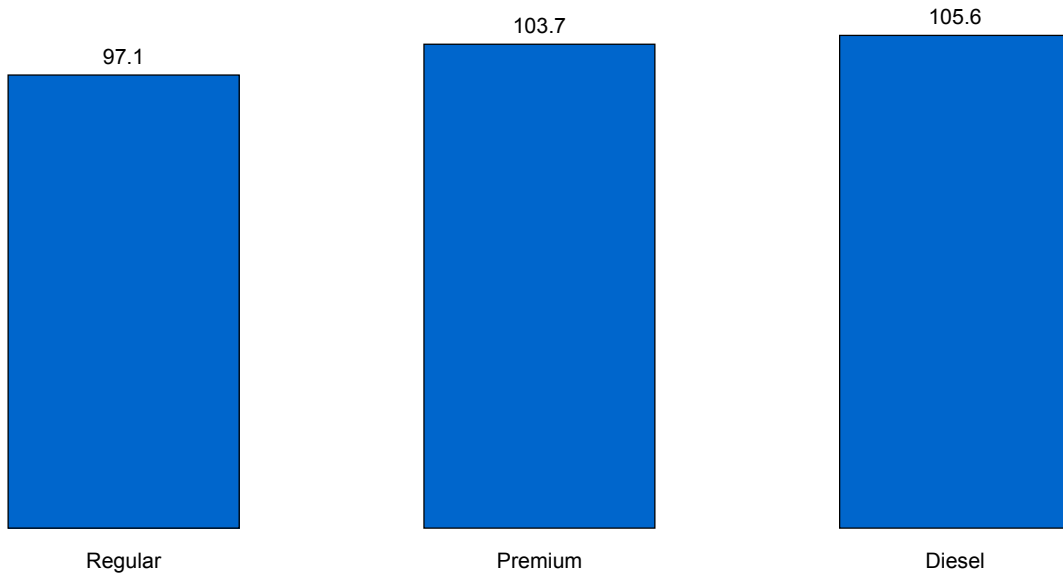
# 2

## Retail Motor Fuel Prices — Whitehorse

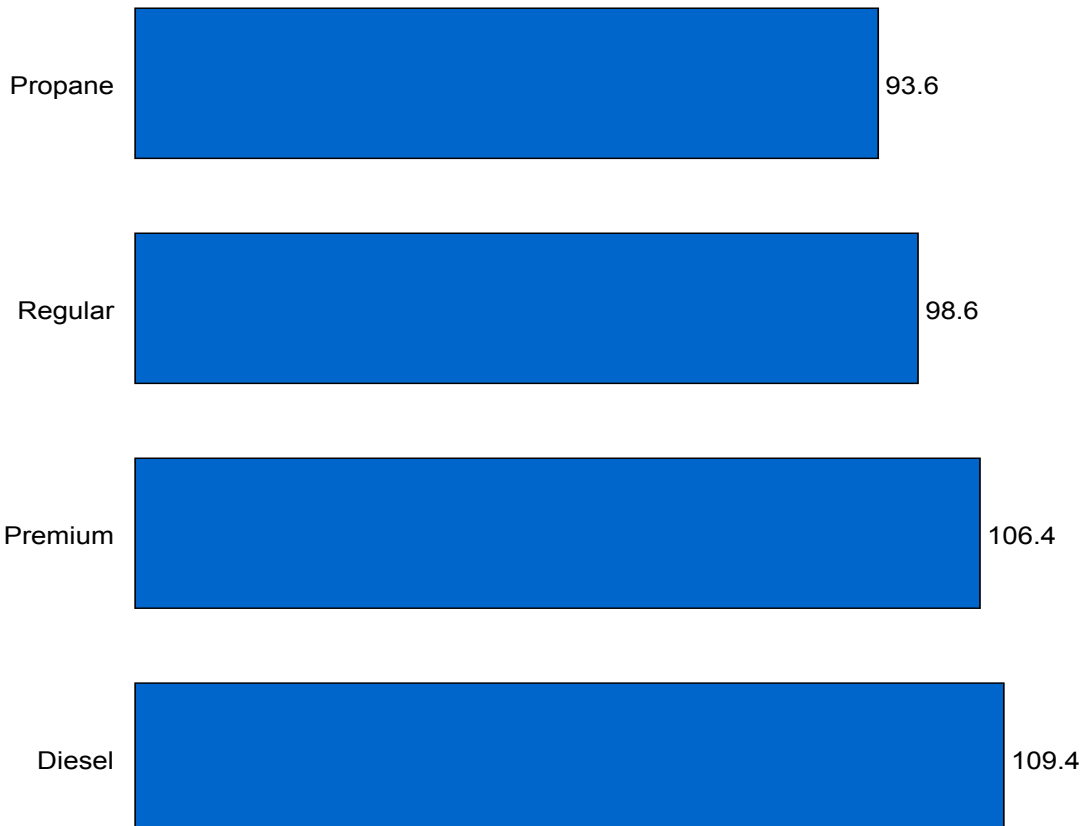
	Self-serve				Full-serve				
	regular	mid-grade	premium	diesel	regular	mid-grade	premium	diesel	propane
25-Feb-09	97.1	-	103.7	105.6	98.6	-	106.4	109.4	93.6
11-Feb-09	89.7	-	95.0	106.9	90.8	-	99.9	109.4	90.3
28-Jan-09	86.2	-	92.5	106.3	89.3	-	99.7	109.4	90.8
14-Jan-09	85.4	-	92.9	105.8	87.3	-	97.7	108.4	88.1
31-Dec-08	86.8	-	93.9	109.1	88.8	-	98.9	112.4	88.1
17-Dec-08	89.1	-	96.1	110.0	89.8	-	106.4	117.4	88.1
3-Dec-08	93.6	-	100.8	117.8	97.1	-	112.2	128.7	89.3
19-Nov-08	103.7	-	110.3	126.7	108.3	-	126.9	135.7	93.9
5-Nov-08	110.6	-	116.8	132.0	112.0	-	129.4	141.9	96.4
22-Oct-08	121.5	-	130.0	137.5	127.1	-	137.9	140.2	94.9
8-Oct-08	130.8	-	137.2	140.8	136.3	-	142.7	146.2	100.9
24-Sep-08	139.7	-	145.3	142.1	142.8	-	147.6	148.3	102.4
10-Sep-08	139.4	-	145.5	143.5	141.5	-	146.9	147.6	102.4
27-Aug-08	140.0	-	146.4	145.8	141.4	-	146.6	148.3	102.6
13-Aug-08	141.0	-	146.8	148.3	144.8	-	150.6	155.2	106.2
30-Jul-08	144.4	-	150.2	152.6	144.8	-	150.6	155.2	107.3
16-Jul-08	146.1	-	151.4	154.7	146.4	-	152.6	157.6	106.3
2-Jul-08	144.9	-	151.0	150.6	145.8	-	151.9	151.2	104.9
18-Jun-08	144.3	-	150.3	148.7	145.1	-	151.2	150.6	105.2
4-Jun-08	141.0	-	146.3	146.8	140.8	-	146.9	146.9	100.9
21-May-08	137.2	-	142.8	141.9	137.8	-	144.9	142.2	101.9
7-May-08	136.3	-	142.1	140.8	137.8	-	144.9	142.2	101.6
22-Apr-08	126.6	-	132.8	135.4	126.4	-	132.6	137.6	94.9
9-Apr-08	120.6	-	126.9	132.0	120.8	-	128.9	136.6	92.6
26-Mar-08	120.2	-	126.2	129.5	120.8	-	128.9	130.6	92.6
12-Mar-08	120.2	-	125.8	123.6	120.1	-	128.2	125.2	92.6
27-Feb-08	115.6	-	121.7	120.0	117.1	-	124.9	122.6	92.6
13-Feb-08	115.6	-	121.6	119.1	117.8	-	125.6	121.9	92.6
January '08	115.7	-	121.4	119.6	117.5	-	125.6	120.8	91.8
December '07	116.2	-	122.1	119.9	117.8	-	128.9	123.2	90.2
November '07	115.6	-	122.2	113.0	117.1	-	127.9	115.1	85.3
October '07	116.4	-	122.5	109.1	119.1	-	128.9	113.3	86.3
September '07	119.9	-	124.0	109.1	122.4	-	127.9	111.9	82.3
August '07	119.8	-	124.9	108.9	121.8	-	127.7	111.9	80.9
July '07	119.8	-	124.9	108.5	121.8	-	125.9	111.9	80.9
June '07	120.1	-	124.9	107.7	121.8	-	128.6	111.9	80.9
May '07	115.3	-	120.2	108.2	116.5	-	124.1	112.8	80.9
April '07	104.6	-	109.9	104.5	105.5	-	116.1	109.2	80.0
March '07	104.7	-	110.6	106.3	104.8	-	114.7	108.8	79.9
February '07	97.4	-	102.8	103.1	97.8	-	110.1	102.9	79.2
January '07	99.1	-	105.1	106.3	98.9	-	108.6	102.9	78.9

## Retail Motor Fuel Prices — Whitehorse

**Average Self-serve, as of February 25<sup>th</sup>, 2009  
(cents per litre)**



**Average Full-serve, as of February 25<sup>th</sup>, 2009  
(cents per litre)**



# 3

## Retail Motor Fuel Prices — Carmacks

	Self-serve			Full-serve
	regular	premium	diesel	propane
25-Feb-09	102.9	106.9	107.4	-
11-Feb-09	97.9	103.4	113.4	-
28-Jan-09	95.4	102.9	115.9	-
14-Jan-09	92.9	99.9	115.9	-
31-Dec-08	92.9	108.9	115.9	-
17-Dec-08	92.9	117.9	126.9	-
3-Dec-08	102.9	112.9	128.9	-
19-Nov-08	115.9	124.4	144.9	-
5-Nov-08	129.9	138.4	147.4	-
22-Oct-08	144.9	156.4	156.9	-
8-Oct-08	149.9	159.4	159.9	-
24-Sep-08	153.9	160.9	162.4	-
10-Sep-08	153.9	160.9	162.4	-
27-Aug-08	153.9	160.9	162.4	-
13-Aug-08	153.9	160.9	162.4	-
30-Jul-08	159.4	168.4	169.9	-
16-Jul-08	158.9	168.9	169.9	-
2-Jul-08	153.9	161.4	158.9	-
18-Jun-08	153.9	160.4	161.9	-
4-Jun-08	149.9	156.9	159.9	-
21-May-08	145.9	153.5	149.9	-
7-May-08	139.9	146.9	147.9	-
22-Apr-08	129.9	137.4	142.4	-
9-Apr-08	129.9	137.4	142.4	-
26-Mar-08	129.9	139.4	142.4	115.0
12-Mar-08	129.9	139.4	142.4	115.0
27-Feb-08	125.9	134.9	137.9	102.0
13-Feb-08	125.9	134.9	137.9	102.0
January '08	125.9	134.9	137.9	97.0
December '07	125.9	134.9	135.9	98.0
November '07	122.9	131.7	128.7	93.5
October '07	125.9	135.4	122.9	97.0
September '07	125.9	135.4	121.4	97.0
August '07	125.6	135.4	121.4	97.0
July '07	125.4	135.4	120.7	96.5
June '07	129.9	138.9	121.4	96.0
May '07	129.9	137.2	121.4	92.0
April '07	119.9	126.4	119.9	91.5
March '07	115.4	122.7	112.7	93.5
February '07	106.9	116.4	111.9	94.0
January '07	115.9	132.4	111.4	94.0

# 4

## Retail Motor Fuel Prices — Dawson City

	Self-serve			Full-serve		
	regular	premium	diesel	regular	diesel	propane
25-Feb-09	116.8	134.3	132.5	-	-	115.0
11-Feb-09	114.0	139.3	138.3	-	-	115.0
28-Jan-09	114.0	146.0	138.3	-	-	115.0
14-Jan-09	122.5	152.7	144.5	-	-	118.0
31-Dec-08	125.0	152.7	147.0	-	-	118.0
17-Dec-08	127.0	159.5	149.7	-	-	N/A
3-Dec-08	141.3	155.0	154.3	-	-	120.0
19-Nov-08	147.6	158.3	160.0	-	-	120.0
5-Nov-08	151.3	161.9	160.2	-	-	120.0
22-Oct-08	155.0	161.9	165.4	-	-	120.0
8-Oct-08	164.6	174.1	169.4	-	-	120.0
24-Sep-08	168.6	173.6	169.5	-	-	120.0
10-Sep-08	168.6	173.7	171.2	-	-	120.0
27-Aug-08	168.4	173.4	171.5	-	-	126.0
13-Aug-08	171.7	176.9	176.0	-	-	126.0
30-Jul-08	170.9	177.2	177.0	-	-	126.9
16-Jul-08	170.9	174.5	177.0	-	-	126.0
2-Jul-08	167.7	174.2	173.0	-	-	126.0
18-Jun-08	165.9	172.5	172.0	-	-	121.0
4-Jun-08	163.1	168.7	170.7	-	-	121.0
21-May-08	161.3	165.7	166.2	-	-	121.0
7-May-08	159.7	163.6	161.2	-	-	121.0
22-Apr-08	152.2	155.8	158.6	-	-	121.0
9-Apr-08	145.2	149.0	151.0	-	-	113.0
26-Mar-08	145.7	148.0	147.0	-	-	99.9
12-Mar-08	140.8	148.1	139.2	-	-	99.9
27-Feb-08	140.1	146.7	138.2	-	-	99.9
13-Feb-08	140.1	146.7	138.2	-	-	99.9
January '08	139.6	146.9	138.5	-	-	99.9
December '07	138.3	146.6	137.7	-	-	99.9
November '07	139.7	147.3	136.1	-	-	99.9
October '07	139.7	147.3	135.0	-	-	99.9
September '07	140.4	147.5	134.1	-	-	99.9
August '07	140.8	147.5	134.5	-	-	99.9
July '07	141.1	147.5	134.6	-	-	97.9
June '07	142.1	147.2	133.9	-	-	97.9
May '07	140.1	146.9	134.2	-	-	97.9
April '07	132.6	140.1	131.1	-	-	97.9
March '07	125.1	132.8	130.5	-	-	97.9
February '07	121.9	129.1	129.1	-	-	97.9
January '07	122.0	127.9	126.8	-	-	97.9

# 5

## Retail Motor Fuel Prices — Haines Junction

	Self-serve			Full-serve		
	regular	premium	diesel	regular	diesel	propane
25-Feb-09	103.9	108.9	111.9	104.9	95.5	108.9
11-Feb-09	92.9	97.9	111.9	90.9	108.9	108.9
28-Jan-09	90.9	95.9	111.9	90.9	108.9	108.9
14-Jan-09	90.9	95.9	111.9	90.9	116.9	108.9
31-Dec-08	90.9	95.9	111.9	94.9	116.9	108.9
17-Dec-08	94.9	99.9	116.9	94.9	116.9	108.9
3-Dec-08	99.9	104.9	121.9	99.9	131.9	108.9
19-Nov-08	107.9	112.9	127.9	117.9	134.9	108.9
5-Nov-08	115.9	129.0	131.9	126.9	139.9	108.9
22-Oct-08	124.0	128.9	141.5	135.9	142.9	108.9
8-Oct-08	145.7	152.6	147.3	135.9	142.9	108.9
24-Sep-08	146.0	153.5	147.3	142.9	147.9	108.9
10-Sep-08	147.3	155.9	150.9	142.9	147.9	108.9
27-Aug-08	151.5	160.9	155.0	142.9	149.9	108.9
13-Aug-08	151.7	161.2	155.9	142.9	149.9	108.9
30-Jul-08	153.9	162.2	160.2	149.9	158.9	108.9
16-Jul-08	155.2	163.9	160.7	149.9	158.9	108.9
2-Jul-08	153.2	162.9	159.0	146.9	156.9	108.9
18-Jun-08	153.0	162.6	158.0	146.9	154.9	108.9
4-Jun-08	145.9	155.2	153.9	140.9	151.9	105.9
21-May-08	145.9	155.2	149.4	140.9	151.9	105.9
7-May-08	145.7	154.9	149.2	140.9	151.9	105.9
22-Apr-08	133.7	143.2	143.2	130.9	135.9	105.9
9-Apr-08	125.3	133.7	137.6	122.9	131.9	105.9
26-Mar-08	124.0	132.5	127.3	117.9	120.9	92.9
12-Mar-08	124.0	132.5	123.6	117.9	120.9	92.9
27-Feb-08	117.5	122.9	121.5	117.9	120.9	92.9
13-Feb-08	117.9	122.9	120.9	117.9	120.9	92.9
January '08	117.5	122.9	121.5	117.9	120.9	92.9
December '07	121.3	130.4	122.9	117.9	116.9	92.9
November '07	122.4	130.4	119.4	117.9	116.9	83.9
October '07	122.6	131.6	119.3	120.4	116.9	83.9
September '07	125.0	133.8	119.4	122.9	116.9	83.9
August '07	125.7	134.6	119.4	122.9	116.9	83.9
July '07	125.7	134.6	119.4	122.9	116.9	83.9
June '07	125.7	134.6	119.4	122.9	116.9	79.5
May '07	124.2	133.6	118.8	119.9	116.9	79.5
April '07	119.3	128.8	117.9	114.4	115.4	79.5
March '07	108.2	115.9	109.3	108.9	110.4	79.5
February '07	106.7	114.4	108.6	105.9	115.9	79.5
January '07	106.4	114.2	111.3	105.9	115.9	79.5

# 6

## Retail Motor Fuel Prices — Mayo

	Self-serve			Full-serve			
	regular	premium	diesel	regular	premium	diesel	propane
25-Feb-09	107.5	113.0	129.0	123.9	-	135.9	129.0
11-Feb-09	106.0	113.0	130.0	112.9	-	135.9	129.0
28-Jan-09	106.0	113.0	131.5	112.9	-	135.9	129.0
14-Jan-09	111.0	113.0	131.5	112.9	-	135.9	129.0
31-Dec-08	115.0	N/A	138.0	112.9	-	135.9	129.0
17-Dec-08	123.5	123.0	147.5	112.9	-	135.9	129.0
3-Dec-08	132.5	141.0	147.5	138.9	-	160.9	129.0
19-Nov-08	137.0	141.0	151.5	138.9	-	160.9	129.0
5-Nov-08	151.5	157.0	156.5	138.9	-	160.9	129.0
22-Oct-08	155.5	157.0	158.0	153.9	-	166.9	129.0
8-Oct-08	161.0	167.0	158.0	166.9	-	166.9	129.0
24-Sep-08	162.5	167.0	159.5	169.9	-	169.9	129.0
10-Sep-08	162.5	167.0	159.5	166.9	-	166.9	129.0
27-Aug-08	164.5	167.0	161.5	169.9	-	188.3	129.0
13-Aug-08	166.5	172.0	164.5	169.9	-	169.9	129.0
30-Jul-08	166.5	172.0	164.5	169.9	-	183.3	129.3
16-Jul-08	166.5	172.0	164.5	169.9	-	169.9	129.9
2-Jul-08	162.5	172.0	160.5	167.9	-	157.9	102.9
18-Jun-08	162.5	172.0	160.5	163.9	-	159.9	99.2
4-Jun-08	153.5	165.0	155.0	159.9	-	159.9	129.1
21-May-08	153.5	165.0	155.0	159.9	-	159.9	99.2
7-May-08	153.5	165.0	146.0	149.9	-	159.9	99.2
22-Apr-08	147.5	153.0	143.5	149.9	-	159.9	99.2
9-Apr-08	139.5	147.0	136.5	149.9	-	159.9	99.2
26-Mar-08	139.5	147.0	136.5	139.9	-	138.5	99.2
12-Mar-08	137.5	140.9	129.0	139.9	-	138.5	99.2
27-Feb-08	136.9	140.9	128.9	139.9	-	138.5	99.2
13-Feb-08	136.9	140.9	128.9	139.9	-	138.5	99.2
January '08	136.9	140.9	128.9	139.9	-	138.5	99.2
December '07	136.9	140.9	128.9	139.9	-	130.7	96.1
November '07	136.9	140.9	128.9	139.9	-	126.0	99.2
October '07	136.9	140.9	128.9	139.9	-	122.9	99.2
September '07	136.9	140.9	128.9	138.0	-	125.5	99.2
August '07	136.9	140.9	128.9	138.0	-	125.5	99.2
July '07	136.9	140.9	128.9	134.9	-	123.4	99.2
June '07	136.9	140.9	128.9	137.4	-	123.2	99.2
May '07	132.9	132.9	124.9	128.2	-	125.2	92.3
April '07	128.9	132.9	120.9	118.8	-	122.9	92.3
March '07	120.9	132.9	120.9	117.4	-	122.9	92.3
February '07	120.9	132.9	120.9	113.9	-	122.9	92.3
January '07	120.9	132.9	127.9	115.1	-	121.2	92.3

## 7

## Retail Motor Fuel Prices — Teslin

	Self-serve				Full-serve
	regular	mid-grade	premium	diesel	propane
25-Feb-09	98.4	-	102.9	107.9	115.9
11-Feb-09	90.9	-	89.9	108.4	115.9
28-Jan-09	86.9	-	89.9	108.4	115.9
14-Jan-09	86.9	-	92.9	109.4	115.9
31-Dec-08	86.9	-	89.9	110.4	115.9
17-Dec-08	89.9	-	93.9	115.4	115.9
3-Dec-08	98.4	-	101.9	122.4	115.9
19-Nov-08	107.4	-	110.9	128.9	115.0
5-Nov-08	120.4	-	118.9	133.9	115.0
22-Oct-08	129.9	-	133.9	144.4	115.9
8-Oct-08	137.4	-	138.9	144.4	115.9
24-Sep-08	141.4	-	143.0	146.9	115.0
10-Sep-08	141.4	-	143.9	147.4	115.9
27-Aug-08	142.4	-	147.9	149.4	115.9
13-Aug-08	144.4	-	145.9	152.4	115.9
30-Jul-08	146.9	-	150.9	155.4	110.0
16-Jul-08	147.9	-	150.9	155.9	115.0
2-Jul-08	145.9	-	148.9	152.4	115.0
18-Jun-08	145.9	-	149.9	152.4	115.0
4-Jun-08	139.4	-	142.9	148.9	110.0
21-May-08	138.9	-	142.9	144.4	110.0
7-May-08	137.4	-	139.9	142.4	100.0
22-Apr-08	127.9	-	130.9	137.4	100.0
9-Apr-08	122.9	-	124.9	134.4	100.0
26-Mar-08	120.9	-	126.9	129.4	90.0
12-Mar-08	118.9	-	122.9	124.9	90.0
27-Feb-08	115.9	-	121.9	120.9	90.0
13-Feb-08	115.9	-	121.9	120.9	90.0
January '08	115.9	-	121.9	120.9	90.0
December '07	115.9	-	121.9	120.9	90.0
November '07	116.7	-	121.9	114.2	90.0
October '07	118.8	-	123.9	108.3	90.0
September '07	121.9	-	126.9	112.4	90.0
August '07	121.9	-	126.9	111.4	90.0
July '07	121.9	-	126.9	111.4	90.0
June '07	121.4	-	125.9	111.4	90.0
May '07	116.7	-	119.9	109.9	90.0
April '07	109.4	-	113.9	107.9	90.0
March '07	100.9	-	103.9	104.8	90.0
February '07	98.9	-	103.9	106.4	90.0
January '07	101.1	-	105.9	109.6	90.0

# 8

## Retail Motor Fuel Prices — Watson Lake

	Self-serve			Full-serve		
	regular	premium	diesel	regular	diesel	propane
25-Feb-09	99.9	108.9	105.9	-	159.9	126.4
11-Feb-09	103.9	112.9	105.9	-	159.9	126.4
28-Jan-09	99.9	108.9	106.9	-	159.9	126.4
14-Jan-09	99.9	109.9	118.9	-	159.9	126.4
31-Dec-08	104.9	114.9	118.9	-	159.9	126.4
17-Dec-08	109.9	119.9	129.9	-	159.9	126.4
3-Dec-08	109.9	119.9	129.9	-	159.9	126.4
19-Nov-08	116.9	126.9	136.9	-	159.9	126.4
5-Nov-08	123.9	133.9	140.9	-	159.9	126.4
22-Oct-08	133.9	143.9	140.9	-	159.9	126.4
8-Oct-08	138.9	153.9	142.9	-	159.9	126.4
24-Sep-08	146.4	155.9	146.9	-	159.9	122.2
10-Sep-08	147.9	157.9	147.9	-	159.9	118.9
27-Aug-08	147.9	157.9	147.9	-	159.9	118.9
13-Aug-08	152.4	159.4	153.9	-	159.9	118.9
30-Jul-08	152.4	157.9	153.9	-	159.9	118.9
16-Jul-08	152.9	163.5	159.4	-	159.9	118.6
2-Jul-08	151.4	157.9	156.4	-	159.9	118.9
18-Jun-08	151.4	157.9	158.4	-	159.9	118.6
4-Jun-08	143.4	150.9	151.9	-	149.9	118.0
21-May-08	142.4	149.9	150.9	-	143.9	118.0
7-May-08	142.9	149.9	147.9	-	143.9	107.9
22-Apr-08	138.9	146.9	145.9	-	139.9	110.0
9-Apr-08	135.9	143.9	140.9	-	139.9	105.5
26-Mar-08	130.9	138.9	140.9	-	133.9	99.5
12-Mar-08	129.9	138.9	134.9	-	120.9	89.9
27-Feb-08	128.9	137.9	131.9	-	120.9	89.9
13-Feb-08	126.9	133.9	129.9	-	120.9	89.9
January '08	126.9	138.6	131.9	-	120.9	89.9
December '07	125.4	135.2	132.9	-	120.9	89.9
November '07	121.2	132.4	119.7	-	120.9	89.9
October '07	121.4	133.4	115.9	-	120.9	89.9
September '07	120.9	133.2	116.9	-	120.9	89.9
August '07	124.1	132.7	115.8	-	120.9	89.9
July '07	123.7	132.1	115.2	-	120.9	89.9
June '07	125.7	133.4	115.7	-	120.9	89.9
May '07	123.3	129.3	115.6	-	120.9	89.9
April '07	114.6	121.3	114.9	119.9	120.9	89.9
March '07	109.9	117.2	110.6	116.9	113.9	89.9
February '07	109.9	117.6	111.5	116.9	113.9	89.9
January '07	109.9	118.6	113.1	116.9	117.9	89.9

# 9

## Retail Motor Fuel Prices — Other Yukon Communities

Beaver Creek Self-serve			
	regular	premium	diesel
25-Feb-09	108.9	113.9	116.9
11-Feb-09	95.9	100.9	116.9
28-Jan-09	95.9	100.9	116.9
14-Jan-09	95.9	100.9	116.9
31-Dec-08	99.9	104.9	121.9
17-Dec-08	99.9	104.9	121.9
3-Dec-08	104.9	109.9	127.9
19-Nov-08	118.9	123.9	140.9
5-Nov-08	129.9	134.9	145.9
22-Oct-08	137.9	142.9	151.9
8-Oct-08	148.9	153.9	152.9
24-Sep-08	152.9	157.9	152.9
10-Sep-08	152.9	157.9	158.9
27-Aug-08	152.9	157.9	158.9
13-Aug-08	152.9	157.9	158.9
30-Jul-08	155.9	169.0	166.9
16-Jul-08	160.9	165.9	168.9
2-Jul-08	157.9	162.9	166.9
18-Jun-08	155.9	161.9	162.9
4-Jun-08	150.9	155.9	162.9
21-May-08	150.9	155.9	156.9
7-May-08	150.9	155.9	156.9
22-Apr-08	138.9	143.9	146.9
9-Apr-08	132.9	137.9	140.9
26-Mar-08	133.9	138.9	142.9
12-Mar-08	133.9	138.9	126.9
27-Feb-08	128.9	133.9	126.9
13-Feb-08	128.9	133.9	126.9
Jan '08	128.9	133.9	126.9
Dec '07	128.9	133.9	126.9
Nov '07	128.9	133.9	122.9
Oct '07	128.9	133.9	122.9
Sep '07	130.1	133.9	123.7
Aug '07	131.3	133.9	124.4
Jul '07	131.3	133.9	122.9
Jun '07	130.8	133.9	124.0
May '07	129.5	132.4	124.0
Apr '07	126.9	128.4	124.4
Mar '07	124.6	120.9	121.2
Feb '07	123.3	120.9	120.4
Jan '07	123.3	120.9	123.9

Burwash Landing Full-serve		
	regular	diesel
25-Feb-09	-	-
11-Feb-09	-	-
28-Jan-09	-	-
14-Jan-09	-	-
31-Dec-08	-	-
17-Dec-08	-	-
3-Dec-08	-	-
19-Nov-08	-	-
5-Nov-08	-	-
22-Oct-08	-	-
8-Oct-08	-	-
24-Sep-08	149.9	148.9
10-Sep-08	149.9	148.9
27-Aug-08	155.9	165.9
13-Aug-08	155.9	165.9
30-Jul-08	158.9	165.9
16-Jul-08	158.9	165.9
2-Jul-08	158.9	165.9
18-Jun-08	153.9	165.9
4-Jun-08	153.9	165.9
21-May-08	143.9	150.9
7-May-08	143.9	150.9
22-Apr-08	N/A	N/A
9-Apr-08	N/A	N/A
26-Mar-08	N/A	N/A
12-Mar-08	N/A	N/A
27-Feb-08	N/A	N/A
13-Feb-08	N/A	N/A
Jan '08	129.9	129.9
Dec '07	129.0	127.0
Nov '07	N/A	N/A
Oct '07	N/A	N/A
Sep '07	129.9	127.4
Aug '07	129.9	126.9
Jul '07	127.9	126.9
Jun '07	126.9	126.9
May '07	121.9	121.9
Apr '07	N/A	N/A
Mar '07	N/A	N/A
Feb '07	106.9	109.9
Jan '07	106.9	109.9

## Retail Motor Fuel Prices — Other Yukon Communities

	Carcross Self-serve		
	regular	premium	diesel
25-Feb-09	108.9	113.9	119.9
11-Feb-09	105.9	114.9	119.9
28-Jan-09	99.9	109.9	119.9
14-Jan-09	95.9	105.9	114.9
31-Dec-08	109.9	129.9	129.9
17-Dec-08	109.9	129.9	129.9
3-Dec-08	109.9	129.9	129.9
19-Nov-08	109.9	129.9	129.9
5-Nov-08	129.9	139.9	135.9
22-Oct-08	129.9	133.9	135.9
8-Oct-08	136.9	149.9	147.9
24-Sep-08	136.9	149.9	147.9
10-Sep-08	145.9	149.9	149.9
27-Aug-08	145.9	149.9	149.9
13-Aug-08	145.9	149.9	157.0
30-Jul-08	N/A	N/A	N/A
16-Jul-08	149.9	154.9	159.9
2-Jul-08	149.9	154.9	159.9
18-Jun-08	149.9	154.9	159.9
4-Jun-08	149.9	159.9	159.9
21-May-08	149.9	157.9	157.9
7-May-08	144.9	149.9	149.9
22-Apr-08	134.9	139.9	144.9
9-Apr-08	129.9	138.9	142.9
26-Mar-08	125.9	132.9	141.9
12-Mar-08	123.0	129.9	126.0
27-Feb-08	119.9	129.9	121.9
13-Feb-08	119.9	129.9	121.9
Jan '08	119.9	124.9	121.9
Dec '07	119.9	127.4	120.9
Nov '07	115.0	124.9	117.9
Oct '07	121.3	127.4	116.4
Sep '07	124.2	129.9	114.9
Aug '07	124.9	129.9	114.9
Jul '07	129.9	136.9	121.9
Jun '07	129.9	136.9	121.9
May '07	124.9	134.9	121.9
Apr '07	115.9	125.9	121.9
Mar '07	110.9	120.9	118.4
Feb '07	105.9	115.9	114.9
Jan '07	105.6	125.2	114.9

	Destruction Bay Self-serve			Full-serve
	regular	premium	diesel	propane
25-Feb-09	105.9	109.9	113.9	155.9
11-Feb-09	98.9	103.9	113.9	155.9
28-Jan-09	92.9	97.9	113.9	155.9
14-Jan-09	92.9	97.9	113.9	155.9
31-Dec-08	92.9	97.9	113.9	155.9
17-Dec-08	96.9	101.9	118.9	155.9
3-Dec-08	101.9	106.9	123.9	155.9
19-Nov-08	112.9	117.9	132.9	155.9
5-Nov-08	120.9	125.9	136.9	155.9
22-Oct-08	128.9	133.9	142.9	160.0
8-Oct-08	136.9	141.9	146.9	160.0
24-Sep-08	146.9	151.9	146.9	155.9
10-Sep-08	146.9	151.9	152.9	106.9
27-Aug-08	146.9	151.9	152.9	106.9
13-Aug-08	146.9	151.9	152.9	106.9
30-Jul-08	149.9	154.9	160.9	110.0
16-Jul-08	141.9	156.9	162.9	110.0
2-Jul-08	151.9	156.9	160.9	106.9
18-Jun-08	151.9	156.9	156.9	106.9
4-Jun-08	144.9	149.9	156.9	106.9
21-May-08	144.9	149.0	150.9	106.9
7-May-08	149.0	149.0	150.0	106.9
22-Apr-08	132.9	141.9	140.9	106.9
9-Apr-08	129.9	135.9	138.9	106.9
26-Mar-08	130.9	135.9	139.9	106.9
12-Mar-08	130.9	135.9	123.9	106.9
27-Feb-08	125.9	130.9	123.9	106.9
13-Feb-08	125.9	130.9	123.9	106.9
Jan '08	125.9	130.9	123.9	106.9
Dec '07	125.9	130.9	123.9	106.9
Nov '07	125.9	130.9	119.9	106.9
Oct '07	125.9	130.9	119.9	106.9
Sep '07	125.9	130.9	119.9	106.9
Aug '07	125.9	130.9	119.9	106.9
Jul '07	125.9	130.9	119.9	106.9
Jun '07	125.9	130.9	119.9	106.9
May '07	122.9	130.4	119.9	108.4
Apr '07	117.4	126.4	119.9	109.9
Mar '07	112.4	121.4	113.4	108.4
Feb '07	109.9	119.9	111.9	106.9
Jan '07	109.9	117.9	118.9	106.9

# Retail Motor Fuel Prices — Other Yukon Communities

	Pelly Crossing		Ross River		Tagish Self-serve			Full-serve		
	regular	diesel	regular	diesel	regular	premium	diesel	propane		
25-Feb-09	109.9	119.9	25-Feb-09	103.4	126.4	25-Feb-09	104.4	106.8	112.4	98.0
11-Feb-09	109.9	119.9	11-Feb-09	107.9	139.9	11-Feb-09	99.9	99.8	116.4	98.0
28-Jan-09	102.9	119.9	28-Jan-09	121.9	169.9	28-Jan-09	99.9	99.8	116.4	98.0
14-Jan-09	102.9	119.9	14-Jan-09	121.9	169.9	14-Jan-09	99.9	99.8	116.4	98.0
31-Dec-08	102.9	119.9	31-Dec-08	121.9	169.9	31-Dec-08	89.9	99.8	107.8	98.0
17-Dec-08	115.9	137.9	17-Dec-08	121.9	169.9	17-Dec-08	97.9	99.8	118.4	106.0
3-Dec-08	115.9	137.9	3-Dec-08	121.9	169.9	3-Dec-08	106.9	114.8	122.9	106.0
19-Nov-08	126.9	149.0	19-Nov-08	145.9	169.9	19-Nov-08	117.2	136.8	132.4	106.0
5-Nov-08	139.0	149.0	5-Nov-08	145.9	169.9	5-Nov-08	122.4	136.8	139.4	106.0
22-Oct-08	147.9	159.9	22-Oct-08	161.9	169.9	22-Oct-08	130.9	136.8	146.4	106.0
8-Oct-08	153.9	164.9	8-Oct-08	161.9	169.9	8-Oct-08	136.9	146.8	144.9	106.0
24-Sep-08	159.9	164.9	24-Sep-08	161.9	169.9	24-Sep-08	141.4	146.8	149.9	106.0
10-Sep-08	159.9	164.9	10-Sep-08	161.9	169.9	10-Sep-08	140.9	149.8	146.4	106.0
27-Aug-08	159.9	174.9	27-Aug-08	161.9	169.9	27-Aug-08	142.9	149.8	149.4	106.0
13-Aug-08	159.9	174.9	13-Aug-08	161.9	169.9	13-Aug-08	145.9	149.8	153.4	106.0
30-Jul-08	159.9	174.9	30-Jul-08	161.9	169.9	30-Jul-08	147.4	154.8	155.9	106.0
16-Jul-08	159.9	169.9	16-Jul-08	161.9	169.9	16-Jul-08	148.4	154.8	155.9	106.0
2-Jul-08	159.9	169.9	2-Jul-08	161.9	169.9	2-Jul-08	148.4	154.8	155.9	106.0
18-Jun-08	154.9	169.9	18-Jun-08	N/A	N/A	18-Jun-08	148.4	154.8	155.9	106.0
4-Jun-08	149.9	159.9	4-Jun-08	147.9	156.9	4-Jun-08	142.9	146.8	148.9	106.0
21-May-08	149.9	159.9	21-May-08	147.9	156.9	21-May-08	140.9	142.8	145.9	106.0
7-May-08	139.9	149.9	7-May-08	147.9	156.9	7-May-08	139.9	139.8	145.9	106.0
22-Apr-08	139.9	149.9	22-Apr-08	142.9	151.9	22-Apr-08	129.8	133.8	139.8	106.0
9-Apr-08	139.9	149.9	9-Apr-08	135.9	151.9	9-Apr-08	122.9	130.8	132.9	96.0
26-Mar-08	129.9	139.9	26-Mar-08	135.9	151.9	26-Mar-08	122.9	127.8	127.4	96.0
12-Mar-08	129.9	139.9	12-Mar-08	135.9	151.9	12-Mar-08	122.9	127.8	127.4	96.0
27-Feb-08	129.9	139.9	27-Feb-08	128.9	132.9	27-Feb-08	120.4	127.8	122.4	96.0
13-Feb-08	129.9	139.9	13-Feb-08	128.9	132.9	13-Feb-08	120.4	127.8	122.4	96.0
Jan '08	129.9	143.2	Jan '08	128.9	132.9	Jan '08	121.7	127.8	124.2	88.3
Dec '07	129.9	132.9	Dec '07	129.9	132.9	Dec '07	122.4	127.8	125.9	85.0
Nov '07	129.9	124.9	Nov '07	128.9	132.9	Nov '07	124.9	N/A	118.9	89.0
Oct '07	129.9	124.9	Oct '07	128.9	132.9	Oct '07	121.4	127.8	115.9	85.0
Sep '07	129.9	124.9	Sep '07	128.9	127.9	Sep '07	122.4	127.8	115.9	85.0
Aug '07	129.9	125.6	Aug '07	128.9	121.9	Aug '07	121.7	127.8	115.4	85.0
Jul '07	129.9	124.9	Jul '07	128.9	121.9	Jul '07	121.4	127.8	114.4	85.0
Jun '07	129.9	124.9	Jun '07	123.9	113.9	Jun '07	120.7	127.8	113.9	85.0
May '07	129.9	124.9	May '07	123.9	113.9	May '07	115.4	122.3	114.4	85.0
Apr '07	119.9	124.9	Apr '07	119.9	124.9	Apr '07	111.4	116.8	112.9	85.0
Mar '07	111.4	124.9	Mar '07	119.9	124.9	Mar '07	107.4	108.8	110.9	85.0
Feb '07	108.9	124.9	Feb '07	119.9	124.9	Feb '07	104.4	104.8	110.2	85.0
Jan '07	116.9	129.9	Jan '07	119.9	124.9	Jan '07	105.2	104.8	113.7	85.0

## Residential Fuel Prices in the Yukon

Average prices as of February 25<sup>th</sup>, 2009

	Residential Heating Fuels		
	Furnace Oil	Arctic Stove Oil	Propane (500-gallon tank cost)
Whitehorse	87.6	91.3	95.8
Carmacks	94.1	97.8	104.7
Dawson City	97.5	99.4	104.7
Faro	94.3	98.1	104.7
Haines Junction	87.5	89.4	102.6
Mayo	104.5	109.8	104.7
Ross River <sup>1</sup>	95.4	99.1	104.7
Teslin	94.1	93.4	102.6
Watson Lake	92.2	95.7	102.6

<sup>1</sup>Ross River was included in the Residential Fuel portion of the Fuel Survey effective November 19<sup>th</sup>, 2008.

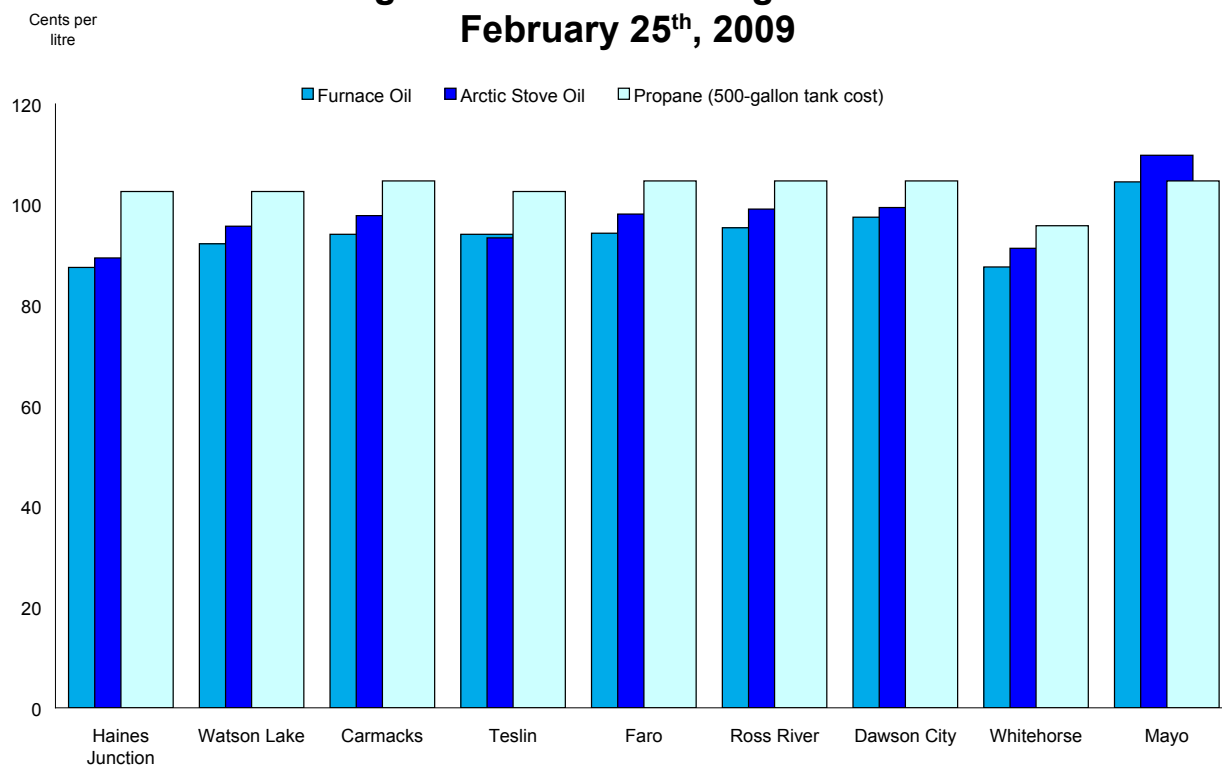
Note: All prices are Canadian cents per litre, including all applicable taxes.

"-" Indicates this service is not available in this community at this time.

Average prices for residential furnace oil in the Yukon range from 87.5¢ per litre in Haines Junction to 104.5¢ per litre in Mayo. The price of arctic stove oil varies from 89.4¢ per litre in Haines Junction to 109.8¢ per litre in Mayo. Whitehorse had the lowest propane price at 95.8¢ per litre, while Carmacks, Dawson City, Faro, Mayo and Ross River had the highest at 104.7¢ per litre.

*Price discounts may apply to seniors, members of unions or service groups, or for quick payment. Ask your fuel supplier for details.*

### Average Residential Heating Fuel Prices February 25<sup>th</sup>, 2009



## Residential Heating Fuel Prices — Whitehorse

	Furnace Oil	Arctic Stove Oil	Propane (500-gallon tank cost)
25-Feb-09	87.6	91.3	95.8
11-Feb-09	95.3	99.0	95.8
28-Jan-09	95.8	100.5	94.4
14-Jan-09	96.3	100.0	92.3
31-Dec-08	94.9	96.3	90.2
17-Dec-08	97.9	101.2	90.2
3-Dec-08	108.0	111.6	88.6
19-Nov-08	117.0	120.7	92.1
5-Nov-08	125.9	129.2	94.1
22-Oct-08	131.0	134.4	95.8
8-Oct-08	135.0	138.3	95.8
24-Sep-08	132.4	135.9	98.5
10-Sep-08	135.7	139.3	97.4
27-Aug-08	134.9	138.3	97.9
13-Aug-08	139.1	142.3	97.9
30-Jul-08	140.0	143.5	97.9
16-Jul-08	146.9	150.4	99.0
2-Jul-08	144.0	147.2	99.9
18-Jun-08	142.4	145.6	99.9
4-Jun-08	139.0	141.9	97.3
21-May-08	137.9	141.7	107.1
7-May-08	130.1	133.5	93.5
22-Apr-08	127.7	131.1	93.5
9-Apr-08	125.1	128.5	93.5
26-Mar-08	122.7	125.8	93.5
12-Mar-08	116.8	120.0	88.2
27-Feb-08	112.5	115.7	88.2
13-Feb-08	109.3	112.4	88.2
January '08	111.7	114.8	85.9
December '07	113.0	116.2	80.5
November '07	106.5	109.6	77.3
October '07	99.8	103.2	73.8
September '07	99.0	102.3	73.0
August '07	97.9	101.6	72.1
July '07	95.5	99.2	70.7
June '07	95.8	99.2	70.4
May '07	97.3	100.4	70.4
April '07	99.8	103.0	69.6
March '07	98.0	101.1	68.8
February '07	96.4	99.4	68.8
January '07	98.0	101.1	67.0

# 12

## Residential Heating Fuel Prices — Carmacks

	Furnace Oil	Arctic Stove Oil	Propane (500-gallon tank cost)
25-Feb-09	94.1	97.8	104.7
11-Feb-09	100.0	103.7	104.7
28-Jan-09	100.0	103.7	98.9
14-Jan-09	100.0	103.7	94.7
31-Dec-08	100.0	103.7	94.7
17-Dec-08	104.2	107.9	94.7
3-Dec-08	111.6	115.3	94.7
19-Nov-08	124.3	128.0	98.9
5-Nov-08	131.2	134.9	102.1
22-Oct-08	137.1	140.2	106.3
8-Oct-08	137.1	140.2	106.3
24-Sep-08	137.1	140.2	111.6
10-Sep-08	138.6	142.0	112.7
27-Aug-08	138.6	142.0	113.7
13-Aug-08	150.3	153.5	113.7
30-Jul-08	150.3	153.5	113.7
16-Jul-08	146.1	156.9	113.7
2-Jul-08	146.1	156.9	109.2
18-Jun-08	143.9	147.1	109.2
4-Jun-08	143.9	147.1	109.2
21-May-08	132.3	135.5	109.2
7-May-08	132.3	135.5	109.2
22-Apr-08	129.1	132.3	109.2
9-Apr-08	129.1	132.3	109.2
26-Mar-08	124.9	128.0	109.2
12-Mar-08	118.5	121.7	98.6
27-Feb-08	114.3	117.4	98.6
13-Feb-08	114.3	117.4	98.6
January '08	117.4	120.6	95.7
December '07	117.4	120.6	93.3
November '07	106.9	110.1	89.0
October '07	102.6	105.8	89.0
September '07	102.6	105.8	87.4
August '07	102.6	105.8	85.4
July '07	102.6	105.8	84.4
June '07	102.6	105.8	83.8
May '07	101.5	104.7	83.8
April '07	101.5	104.7	82.7
March '07	101.5	104.7	81.5
February '07	101.5	104.7	81.5
January '07	102.6	110.4	78.1

# 13

## Residential Heating Fuel Prices — Dawson City

	Furnace Oil	Arctic Stove Oil	Propane (500-gallon tank cost)
25-Feb-09	97.5	99.4	104.7
11-Feb-09	102.6	104.4	104.7
28-Jan-09	102.6	104.4	98.9
14-Jan-09	102.6	104.4	94.7
31-Dec-08	105.7	107.6	94.7
17-Dec-08	110.5	112.4	94.7
3-Dec-08	122.2	124.0	94.7
19-Nov-08	132.8	134.6	98.9
5-Nov-08	138.9	140.7	102.1
22-Oct-08	141.8	143.4	106.3
8-Oct-08	142.3	146.0	106.3
24-Sep-08	142.3	146.0	111.6
10-Sep-08	143.6	147.3	112.7
27-Aug-08	143.6	147.3	113.7
13-Aug-08	148.9	152.6	113.7
30-Jul-08	154.8	158.5	113.7
16-Jul-08	152.6	156.4	113.7
2-Jul-08	150.5	153.7	109.2
18-Jun-08	151.6	152.6	109.2
4-Jun-08	151.6	152.6	109.2
21-May-08	139.9	146.8	109.2
7-May-08	139.9	143.1	109.2
22-Apr-08	132.9	137.0	109.2
9-Apr-08	132.9	132.7	109.2
26-Mar-08	128.7	126.9	109.2
12-Mar-08	120.5	123.7	98.6
27-Feb-08	118.1	120.5	98.6
13-Feb-08	116.8	120.5	98.6
January '08	118.0	120.7	95.7
December '07	116.3	120.0	93.3
November '07	115.1	118.8	91.2
October '07	114.0	117.7	91.2
September '07	114.0	117.7	89.6
August '07	114.0	117.7	87.9
July '07	114.6	117.7	87.4
June '07	114.0	117.7	86.8
May '07	113.5	117.2	86.8
April '07	113.5	117.2	85.2
March '07	112.4	116.1	83.6
February '07	111.4	115.1	83.6
January '07	110.6	113.8	80.3

# 14

## Residential Heating Fuel Prices — Faro

	Furnace Oil	Arctic Stove Oil	Propane (500-gallon tank cost)
25-Feb-09	94.3	98.1	104.7
11-Feb-09	100.2	103.9	104.7
28-Jan-09	100.2	103.9	98.9
14-Jan-09	100.2	103.9	94.7
31-Dec-08	100.2	103.9	94.7
17-Dec-08	104.4	108.1	94.7
3-Dec-08	111.8	115.5	94.7
19-Nov-08	124.6	128.3	98.9
5-Nov-08	131.4	135.2	102.1
22-Oct-08	137.3	140.5	106.3
8-Oct-08	137.3	140.5	106.3
24-Sep-08	137.3	140.5	111.6
10-Sep-08	139.9	143.1	112.7
27-Aug-08	139.9	143.1	113.7
13-Aug-08	150.5	153.7	113.7
30-Jul-08	150.5	153.7	113.7
16-Jul-08	146.3	149.5	113.7
2-Jul-08	146.3	149.5	109.2
18-Jun-08	144.2	147.3	109.2
4-Jun-08	144.2	147.3	109.2
21-May-08	132.5	135.7	109.2
7-May-08	132.5	135.7	109.2
22-Apr-08	129.3	132.5	109.2
9-Apr-08	129.3	132.5	109.2
26-Mar-08	125.1	128.3	109.2
12-Mar-08	118.7	121.9	98.6
27-Feb-08	114.6	117.8	98.6
13-Feb-08	114.6	116.7	98.6
January '08	117.7	120.8	95.7
December '07	117.7	120.8	93.3
November '07	107.5	110.3	91.2
October '07	102.8	106.0	91.2
September '07	102.8	106.0	89.6
August '07	102.8	106.0	87.9
July '07	102.8	106.0	87.4
June '07	102.8	106.0	86.8
May '07	101.8	104.9	86.8
April '07	101.8	104.9	85.2
March '07	101.8	104.9	83.6
February '07	101.8	104.9	83.6
January '07	103.2	107.1	80.3

# 15

## Residential Heating Fuel Prices — Haines Junction

	Furnace Oil	Arctic Stove Oil	Propane (500-gallon tank cost)
25-Feb-09	87.5	89.4	102.6
11-Feb-09	91.2	93.1	102.6
28-Jan-09	94.4	96.2	96.8
14-Jan-09	96.2	98.1	92.5
31-Dec-08	93.6	95.5	92.5
17-Dec-08	97.8	99.7	92.5
3-Dec-08	107.1	109.0	92.5
19-Nov-08	119.0	120.9	96.8
5-Nov-08	122.5	124.3	102.1
22-Oct-08	127.0	128.6	104.2
8-Oct-08	131.0	136.1	104.2
24-Sep-08	130.2	134.5	109.5
10-Sep-08	132.3	137.0	110.6
27-Aug-08	131.8	135.5	111.6
13-Aug-08	140.5	142.8	111.6
30-Jul-08	147.7	146.5	111.6
16-Jul-08	145.5	150.8	111.6
2-Jul-08	141.3	145.8	107.1
18-Jun-08	140.2	144.7	107.1
4-Jun-08	139.2	141.5	107.1
21-May-08	131.5	136.1	107.1
7-May-08	130.7	133.1	107.1
22-Apr-08	128.3	132.9	107.1
9-Apr-08	125.9	130.2	107.1
26-Mar-08	119.0	124.2	107.1
12-Mar-08	115.9	121.8	96.5
27-Feb-08	109.8	115.2	96.5
13-Feb-08	108.2	111.3	96.5
January '08	113.4	114.8	93.6
December '07	114.2	118.1	91.2
November '07	106.4	111.2	89.0
October '07	100.1	99.6	86.5
September '07	98.9	101.6	87.4
August '07	97.7	100.7	85.8
July '07	96.9	99.8	85.3
June '07	96.5	98.4	84.7
May '07	96.8	99.5	84.7
April '07	98.5	101.4	83.1
March '07	97.6	101.4	81.5
February '07	96.0	98.5	81.5
January '07	98.7	102.2	78.1

# 16

## Residential Heating Fuel Prices — Mayo

	Furnace Oil	Arctic Stove Oil	Propane (500-gallon tank cost)
25-Feb-09	104.5	109.8	104.7
11-Feb-09	110.3	112.7	104.7
28-Jan-09	110.3	116.9	98.9
14-Jan-09	110.3	116.9	94.7
31-Dec-08	110.3	116.9	94.7
17-Dec-08	114.6	128.0	94.7
3-Dec-08	122.0	131.8	94.7
19-Nov-08	137.7	140.8	98.9
5-Nov-08	141.6	144.2	102.1
22-Oct-08	147.4	149.5	106.3
8-Oct-08	147.4	154.8	106.3
24-Sep-08	147.4	154.8	111.6
10-Sep-08	150.1	153.3	112.7
27-Aug-08	150.1	153.3	113.7
13-Aug-08	160.7	163.9	113.7
30-Jul-08	160.7	163.9	113.7
16-Jul-08	156.5	159.6	113.7
2-Jul-08	156.5	159.6	109.2
18-Jun-08	154.3	152.0	109.2
4-Jun-08	154.3	146.5	109.2
21-May-08	142.7	142.6	109.2
7-May-08	133.9	139.8	109.2
22-Apr-08	132.3	138.2	109.2
9-Apr-08	130.2	136.8	109.2
26-Mar-08	128.0	128.8	109.2
12-Mar-08	125.0	126.1	98.6
27-Feb-08	125.0	126.6	98.6
13-Feb-08	123.8	125.4	98.6
January '08	127.8	128.2	95.7
December '07	127.8	126.0	93.3
November '07	117.3	118.5	91.2
October '07	113.0	115.1	91.2
September '07	114.5	114.5	89.6
August '07	113.7	115.0	87.9
July '07	114.3	115.0	87.4
June '07	113.0	113.9	86.8
May '07	111.5	112.6	86.8
April '07	111.5	112.8	85.2
March '07	111.3	112.3	83.6
February '07	111.5	112.6	83.6
January '07	110.8	112.1	80.3

# 17

## Residential Heating Fuel Prices — Teslin

	Furnace Oil	Arctic Stove Oil	Propane (500-gallon tank cost)
25-Feb-09	94.1	93.4	102.6
11-Feb-09	100.0	99.0	102.6
28-Jan-09	100.0	99.0	96.8
14-Jan-09	97.1	99.0	92.5
31-Dec-08	97.1	99.0	92.5
17-Dec-08	105.1	107.0	92.5
3-Dec-08	111.6	119.1	92.5
19-Nov-08	124.3	125.5	96.8
5-Nov-08	131.2	130.5	102.1
22-Oct-08	137.1	140.2	104.2
8-Oct-08	137.1	137.4	104.2
24-Sep-08	137.1	140.2	109.5
10-Sep-08	138.6	142.9	110.6
27-Aug-08	138.6	142.9	111.6
13-Aug-08	150.3	153.5	111.6
30-Jul-08	150.3	153.5	111.6
16-Jul-08	146.1	149.2	111.6
2-Jul-08	146.1	149.2	107.1
18-Jun-08	143.9	147.1	107.1
4-Jun-08	143.9	147.1	107.1
21-May-08	132.3	135.5	107.1
7-May-08	132.3	131.8	107.1
22-Apr-08	129.1	129.2	107.1
9-Apr-08	129.1	129.2	107.1
26-Mar-08	124.9	122.3	107.1
12-Mar-08	118.5	116.5	96.5
27-Feb-08	114.3	114.4	96.5
13-Feb-08	114.3	114.4	96.5
January '08	117.1	118.2	93.6
December '07	117.4	118.0	91.2
November '07	106.9	108.5	89.0
October '07	102.6	105.8	89.0
September '07	102.6	104.8	87.4
August '07	102.6	105.1	85.8
July '07	102.6	105.8	85.3
June '07	102.6	105.8	84.7
May '07	101.5	104.7	84.7
April '07	101.5	103.5	83.1
March '07	101.5	102.7	81.5
February '07	101.5	102.2	81.5
January '07	103.3	101.8	78.1

# 18

## Residential Heating Fuel Prices — Watson Lake

	Furnace Oil	Arctic Stove Oil	Propane (500-gallon tank cost)
25-Feb-09	92.2	95.7	102.6
11-Feb-09	99.1	102.8	102.6
28-Jan-09	96.2	99.1	96.8
14-Jan-09	96.2	98.6	92.5
31-Dec-08	96.2	98.1	92.5
17-Dec-08	98.3	101.2	92.5
3-Dec-08	104.7	108.7	92.5
19-Nov-08	114.7	118.7	96.8
5-Nov-08	121.4	125.9	102.1
22-Oct-08	131.4	135.1	104.2
8-Oct-08	134.0	137.7	104.2
24-Sep-08	131.8	135.6	109.5
10-Sep-08	134.5	138.3	110.6
27-Aug-08	134.8	139.1	111.6
13-Aug-08	142.8	146.5	111.6
30-Jul-08	146.4	150.2	111.6
16-Jul-08	149.4	153.2	111.6
2-Jul-08	146.6	150.5	107.1
18-Jun-08	145.1	148.9	107.1
4-Jun-08	143.7	147.5	107.1
21-May-08	137.9	141.7	107.1
7-May-08	134.4	138.2	107.1
22-Apr-08	131.7	134.8	107.1
9-Apr-08	131.0	134.8	107.1
26-Mar-08	128.2	131.9	107.1
12-Mar-08	123.7	127.6	96.5
27-Feb-08	118.2	122.0	96.5
13-Feb-08	112.8	116.6	96.5

	Furnace Oil	Arctic Stove Oil	Propane (500-gallon tank cost)
January '08	115.1	119.0	93.6
December '07	117.9	121.7	91.2
November '07	107.3	111.1	89.0
October '07	101.4	105.5	89.0
September '07	100.9	104.7	87.4
August '07	99.9	103.0	85.8
July '07	98.5	102.2	85.3
June '07	98.6	101.9	84.7
May '07	98.5	101.8	84.7
April '07	99.7	103.0	83.1
March '07	100.8	104.1	81.5
February '07	98.5	101.4	81.5
January '07	100.4	103.6	78.1

Information collected by The Yukon Bureau of Statistics  
for the Department of Economic Development.

Next release: March 26<sup>th</sup>, 2009



*Additional information:*  
The Yukon Government  
Executive Council Office  
Bureau of Statistics (A-8C)  
Box 2703, Whitehorse, Yukon Y1A 2C6  
Telephone: (867) 667-5640; Fax: (867) 393-6203  
email: [ybsinfo@gov.yk.ca](mailto:ybsinfo@gov.yk.ca)  
website: <http://www.eco.gov.yk.ca/stats/>