

Retail Motor Fuel Prices in Yukon

Average Prices as of February 18th, 2015

	Self-serve			% Change Feb 19, 2014 to Feb 18, 2015		
	regular	premium	diesel	regular	premium	diesel
Whitehorse	101.0	109.7	128.0	-24.0%	-23.4%	-13.2%
Beaver Creek	142.9	165.9	169.9	-15.9%	-9.3%	-8.1%
Carcross	109.9	-	139.9	-26.7%	-	-12.5%
Carmacks	112.9	122.9	134.9	-19.3%	-18.0%	-21.5%
Dawson City	123.7	130.2	157.4	-17.9%	-17.4%	-6.0%
Destruction Bay	124.9	134.9	140.9	-15.6%	-14.6%	-18.5%
Eagle Plains	154.0	-	164.0	-11.4%	-	-6.3%
Faro	114.9	-	136.9	-19.0%	-	-19.9%
Haines Junction	105.7	111.4	130.7	-21.2%	-21.5%	-14.1%
Mayo	107.9	-	139.9	n/a	-	n/a
Pelly Crossing	117.9	-	157.9	-21.3%	-	-1.3%
Ross River	105.0	-	115.0	-23.9%	-	-32.3%
Stewart Crossing	118.0	124.0	148.0	-21.9%	-21.0%	-8.0%
Tagish	106.4	124.8	132.4	-22.0%	-10.1%	-12.5%
Teslin	113.9	123.9	132.9	-16.2%	-19.0%	-14.8%
Watson Lake	101.4	113.4	122.4	-27.5%	-24.3%	-24.9%

As of February 18th, 2015, average **regular self-serve** motor fuel prices ranged from 101.0¢ per litre in Whitehorse to 154.0¢ per litre in Eagle Plains; a difference of 53.0¢. In communities offering **premium self-serve** motor fuel, prices ranged from 109.7¢ in Whitehorse to 165.9¢ in Beaver Creek; a difference of 56.2¢. **Diesel self-serve** prices ranged from 115.0¢ in Ross River to 169.9¢ in Beaver Creek; a difference of 54.9¢ per litre.

Comparing February 18th, 2015 to February 19th, 2014, **regular self-serve** motor fuel prices decreased in all Yukon communities, ranging from -11.4% in Eagle Plains to -27.5% in Watson Lake. **Premium self-serve** prices decreased in all Yukon communities. **Diesel self-serve** prices also decreased in all Yukon communities, ranging from -1.3% in Pelly Crossing to -32.3% in Ross River.

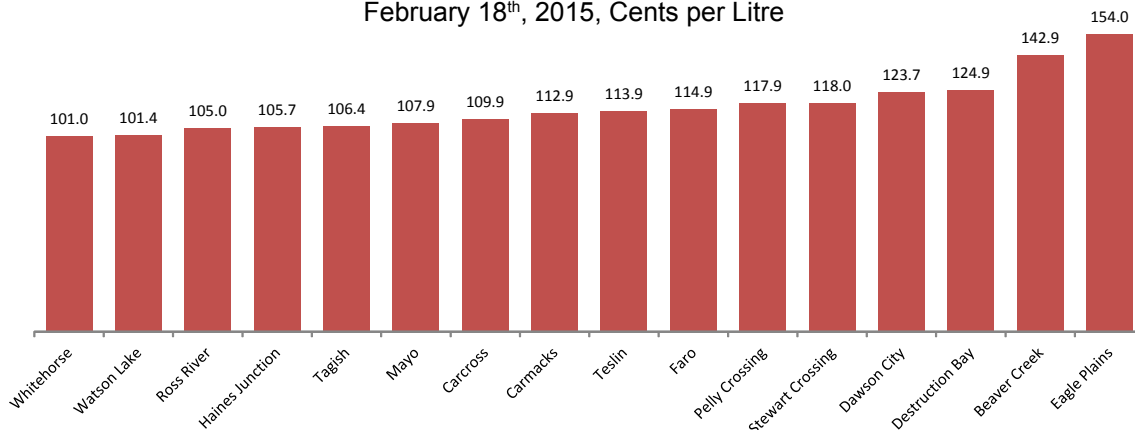
	Full-serve				% Change Feb 19, 2014 to Feb 18, 2015			
	regular	premium	diesel	propane	regular	premium	diesel	propane
Whitehorse	104.9	119.4	130.4	96.9	-21.1%	-19.3%	-13.8%	-22.9%
Burwash Landing	-	-	-	-	-	-	-	-
Dawson City	-	-	-	135.0	-	-	-	0.0%
Destruction Bay	-	-	-	126.9	-	-	-	-11.8%
Eagle Plains	-	-	-	140.0	-	-	-	-0.6%
Haines Junction	-	-	-	114.9	-	-	-	9.4%
Mayo	117.9	-	142.9	-	n/a	-	n/a	-
Tagish	-	-	-	110.0	-	-	-	0.0%
Teslin	-	-	-	115.0	-	-	-	-5.3%
Watson Lake	-	-	-	130.9	-	-	-	0.0%

In communities offering **full-serve propane** fuel services, prices ranged from 96.9¢ per litre in Whitehorse to 140.0¢ per litre in Eagle Plains; a difference of 43.1¢. Year-over-year, **propane** prices remained the same in Dawson City, Tagish and Watson Lake, while prices decreased in all other communities with the exception of Haines Junction where prices increased 9.4%.

Notes:

All prices are Canadian cents per litre, including all applicable taxes.
 “-” Indicates this service was not available in this community at this time.
 “n/a” indicates this information was not available for the reporting period.

Average Self-Serve Regular Fuel Prices
February 18th, 2015, Cents per Litre

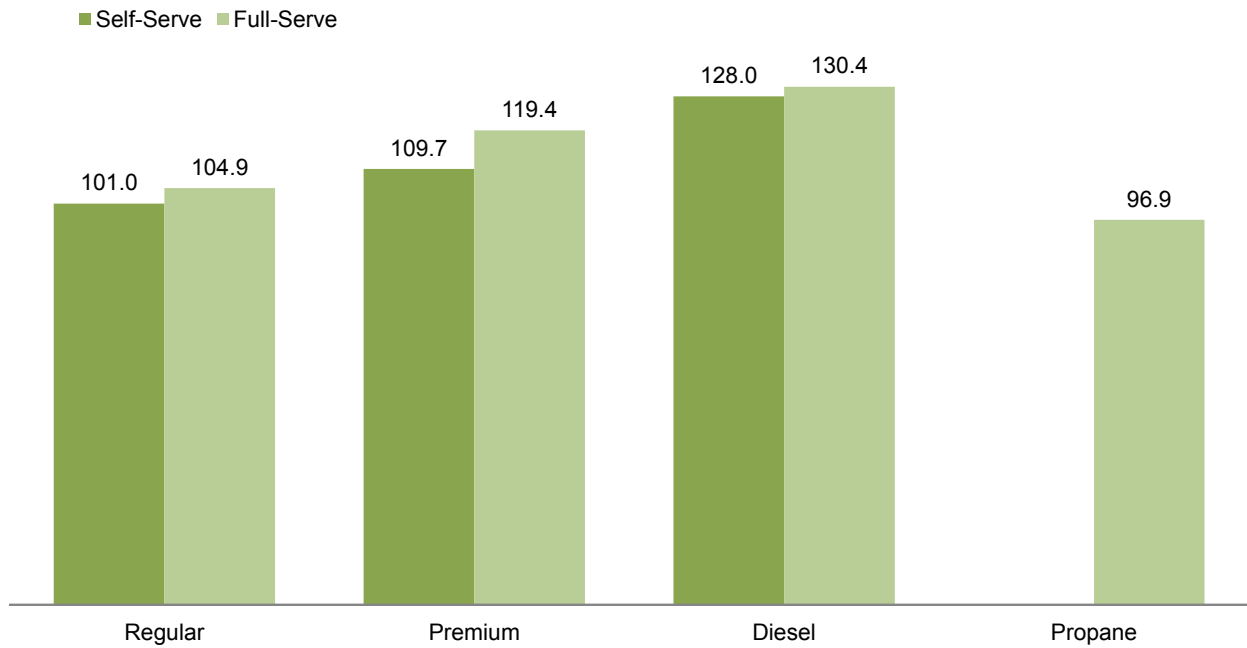


Retail Motor Fuel Prices — Whitehorse

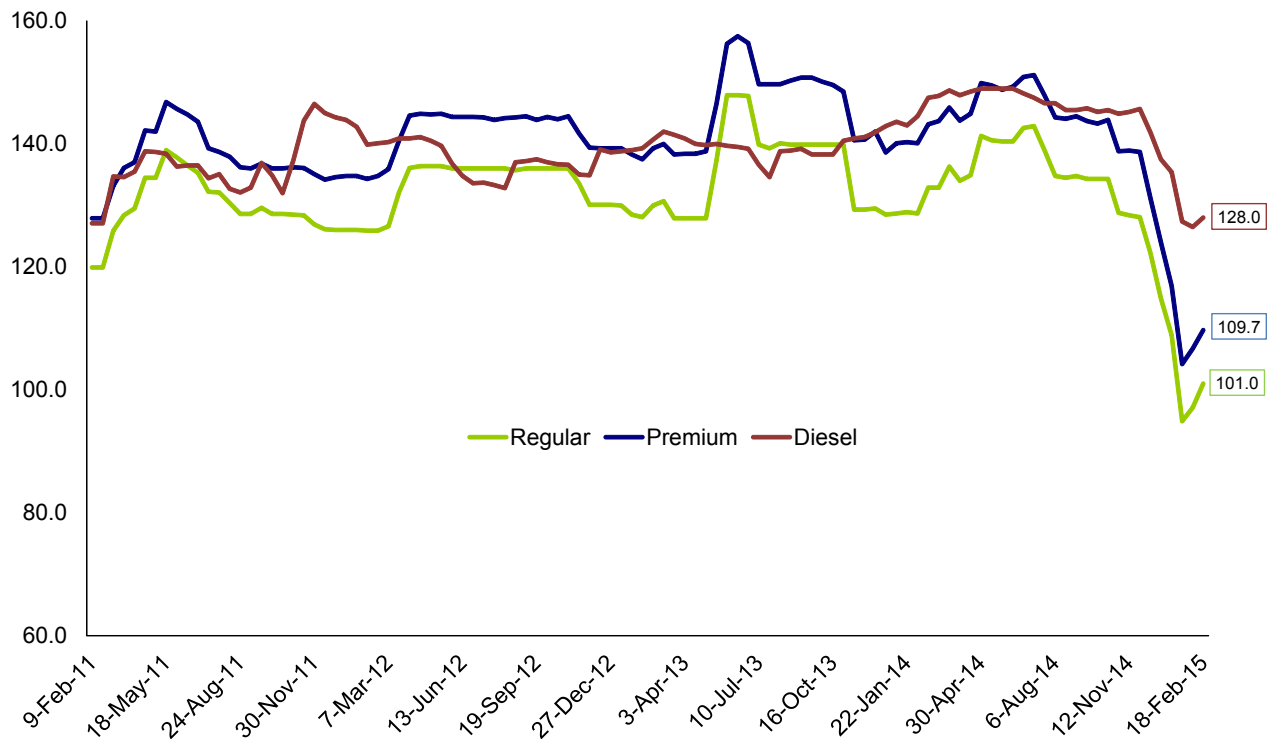
	Self-serve			Full-serve			
	regular	premium	diesel	regular	premium	diesel	propane
18-Feb-15	101.0	109.7	128.0	104.9	119.4	130.4	96.9
4-Feb-15	97.1	106.7	126.5	98.7	117.7	130.4	96.6
21-Jan-15	94.9	104.2	127.4	97.4	116.4	130.4	96.6
7-Jan-15	108.9	116.9	135.4	109.2	126.4	137.9	99.6
23-Dec-14	114.9	124.0	137.5	116.2	131.4	138.7	99.6
10-Dec-14	122.3	131.2	141.9	122.9	132.6	144.2	97.4
26-Nov-14	128.1	138.7	145.7	128.9	143.4	146.9	101.6
12-Nov-14	128.4	138.9	145.2	129.7	143.4	146.9	104.3
29-Oct-14	128.8	138.8	144.9	130.2	143.4	147.9	104.3
15-Oct-14	134.3	143.9	145.5	137.2	147.7	148.9	103.3
1-Oct-14	134.3	143.3	145.2	137.2	146.7	148.9	107.5
17-Sep-14	134.3	143.7	145.8	137.2	147.7	148.9	103.3
3-Sep-14	134.8	144.5	145.5	137.2	147.7	148.9	104.0
20-Aug-14	134.5	144.1	145.5	137.2	147.7	148.9	104.3
6-Aug-14	134.8	144.3	146.6	137.2	147.7	148.9	103.3
23-Jul-14	139.0	147.9	146.6	141.6	149.2	147.2	100.9
9-Jul-14	142.9	151.2	147.5	143.9	151.7	151.4	109.3
25-Jun-14	142.6	150.9	148.2	143.9	151.7	151.4	110.3
11-Jun-14	140.4	149.3	149.0	142.2	151.4	152.2	122.9
28-May-14	140.4	148.8	149.0	142.2	150.2	152.2	119.3
14-May-14	140.6	149.5	149.0	142.2	151.4	152.2	119.0
30-Apr-14	141.3	149.9	149.0	140.9	151.4	152.2	119.3
16-Apr-14	134.9	144.9	148.5	136.9	148.7	152.4	118.3
2-Apr-14	134.0	143.8	147.9	135.9	147.4	151.2	120.3
19-Mar-14	136.3	145.9	148.7	136.2	148.4	154.4	120.3
5-Mar-14	132.9	143.7	147.8	133.9	148.2	152.7	122.9
19-Feb-14	132.9	143.2	147.5	132.9	147.9	151.2	125.6
5-Feb-14	128.7	140.1	144.5	129.4	146.7	142.9	114.3
Jan '14	128.8	140.2	143.3	129.4	146.7	143.2	111.8
Dec '13	129.0	140.3	142.4	129.7	145.2	140.7	109.4
Nov '13	129.3	140.7	141.0	131.7	147.0	140.7	106.5
Oct '13	139.9	149.4	139.0	139.9	151.1	139.6	104.9
Sep '13	139.9	150.8	138.8	139.9	151.9	139.4	104.3
Aug '13	140.0	150.0	138.9	139.9	151.9	139.3	102.3
Jul '13	139.6	149.7	135.6	140.7	152.6	140.3	101.4
Jun '13	147.9	157.0	139.4	148.2	155.7	142.2	101.4
May '13	137.7	147.2	139.8	137.9	149.4	140.8	101.0
Apr '13	127.9	138.4	140.5	129.7	144.7	140.5	100.8
Mar '13	129.3	139.2	141.8	131.5	144.7	140.3	100.9
Feb '13	129.1	138.4	140.0	129.3	142.2	137.4	100.7
Jan '13	129.3	138.8	138.9	129.2	142.3	137.6	100.9
Dec '12	130.1	139.3	138.9	130.3	143.2	137.7	98.9
Nov '12	131.9	140.6	135.0	133.6	143.8	137.4	99.4
Oct '12	136.0	144.3	136.8	137.2	144.2	138.2	99.6
Sep '12	136.0	144.2	137.4	137.2	143.7	137.9	99.4
Aug '12	135.9	144.3	134.9	136.6	144.0	137.2	99.4
Jul '12	136.0	144.1	133.5	135.7	144.3	137.3	98.7
Jun '12	136.0	144.4	134.2	136.1	145.1	140.6	98.8
May '12	136.3	144.7	139.0	136.3	144.9	142.2	100.3
Apr '12	136.3	144.8	141.0	136.4	144.3	143.4	101.2
Mar '12	129.4	138.2	140.6	130.4	138.7	142.2	102.6
Feb '12	125.9	134.6	140.0	127.4	137.9	143.6	102.6

Retail Motor Fuel Prices — Whitehorse

Average Fuel Prices, as of February 18th, 2015
(cents per litre)



Average Self-Serve Bi-weekly Fuel Prices,
February 2011 - February 2015
(cents per litre)



Retail Motor Fuel Prices - Beaver Creek & Burwash Landing

	Beaver Creek Self-serve		
	regular	premium	diesel
18-Feb-15	142.9	165.9	169.9
4-Feb-15	142.9	165.9	169.9
21-Jan-15	142.9	165.9	169.9
7-Jan-15	152.9	165.9	169.9
23-Dec-14	152.9	165.9	169.9
10-Dec-14	167.9	181.9	176.9
26-Nov-14	167.9	181.9	176.9
12-Nov-14	167.9	181.9	176.9
29-Oct-14	165.9	181.9	175.9
15-Oct-14	165.9	181.9	180.6
1-Oct-14	165.9	181.9	180.6
17-Sep-14	165.9	181.9	180.6
3-Sep-14	165.9	181.9	180.6
20-Aug-14	165.9	181.9	180.6
6-Aug-14	166.6	181.9	180.6
23-Jul-14	166.6	181.9	176.6
9-Jul-14	166.6	181.9	180.6
25-Jun-14	165.9	179.9	180.6
11-Jun-14	165.9	179.9	180.6
28-May-14	168.6	184.9	182.9
14-May-14	169.9	184.9	189.9
30-Apr-14	169.9	182.9	189.9
16-Apr-14	169.9	182.9	189.9
2-Apr-14	169.9	182.9	189.9
19-Mar-14	169.9	182.9	189.9
5-Mar-14	169.9	182.9	189.9
19-Feb-14	169.9	182.9	184.9
5-Feb-14	169.9	182.9	184.9
Jan '14	169.9	182.9	179.9
Dec '13	169.9	182.9	179.9
Nov '13	169.9	182.9	177.4
Oct '13	173.2	186.9	167.4
Sep '13	174.4	188.9	166.6
Aug '13	173.4	188.9	165.1
Jul '13	174.2	188.9	164.2
Jun '13	167.8	183.4	167.4
May '13	157.7	169.9	164.9
Apr '13	156.9	169.9	166.9
Mar '13	156.9	169.9	166.9
Feb '13	156.9	169.9	158.9
Jan '13	156.9	169.9	158.9
Dec '12	156.9	169.9	158.9
Nov '12	156.9	169.9	158.9
Oct '12	154.1	168.9	159.2
Sep '12	150.7	164.4	158.7
Aug '12	149.2	161.9	156.9
Jul '12	148.4	161.9	156.1
Jun '12	149.2	160.4	156.9
May '12	147.9	158.9	155.7
Apr '12	144.4	154.4	155.9
Mar '12	139.9	149.9	155.9
Feb '12	139.9	149.9	155.9

	Burwash Landing Full-serve	
	regular	diesel
18-Feb-15	-	-
4-Feb-15	-	-
21-Jan-15	-	-
7-Jan-15	-	-
23-Dec-14	-	-
10-Dec-14	-	-
26-Nov-14	-	-
12-Nov-14	-	-
29-Oct-14	-	-
15-Oct-14	-	-
1-Oct-14	-	-
17-Sep-14	-	-
3-Sep-14	-	-
20-Aug-14	-	-
6-Aug-14	-	-
23-Jul-14	-	-
9-Jul-14	-	-
25-Jun-14	-	-
11-Jun-14	-	-
28-May-14	-	-
14-May-14	-	-
30-Apr-14	-	-
16-Apr-14	-	-
2-Apr-14	-	-
19-Mar-14	-	-
5-Mar-14	-	-
19-Feb-14	-	-
5-Feb-14	-	-
Jan '14	-	-
Dec '13	-	-
Nov '13	-	-
Oct '13	149.9	149.9
Sep '13	149.9	149.9
Aug '13	149.9	149.9
Jul '13	164.9	149.9
Jun '13	165.4	149.9
May '13	165.9	149.9
Apr '13	-	-
Mar '13	-	-
Feb '13	-	-
Jan '13	-	-
Dec '12	-	-
Nov '12	-	-
Oct '12	<i>-closed for the season-</i>	
Sep '12	140.9	140.9
Aug '12	140.9	140.9
Jul '12	140.9	140.9
Jun '12	140.9	140.9
May '12	140.9	140.9
Apr '12	-	-
Mar '12	-	-
Feb '12	-	-

Retail Motor Fuel Prices — Carcross & Carmacks

	Carcross Self-serve				Carmacks Self-serve		
	regular	premium	diesel		regular	premium	diesel
18-Feb-15	109.9	-	139.9	18-Feb-15	112.9	122.9	134.9
4-Feb-15	109.9	-	139.9	4-Feb-15	99.9	109.9	134.9
21-Jan-15	109.9	-	139.9	21-Jan-15	99.9	109.9	134.9
7-Jan-15	124.9	-	149.9	7-Jan-15	119.9	129.9	147.9
23-Dec-14	129.9	-	149.9	23-Dec-14	119.9	129.9	147.9
10-Dec-14	134.9	-	154.9	10-Dec-14	132.9	142.9	152.9
26-Nov-14	139.9	-	154.9	26-Nov-14	139.9	149.9	149.9
12-Nov-14	139.9	-	154.9	12-Nov-14	139.9	149.9	149.9
29-Oct-14	139.9	-	154.9	29-Oct-14	134.9	154.9	158.9
15-Oct-14	149.9	-	154.9	15-Oct-14	146.9	158.4	158.9
1-Oct-14	149.9	-	154.9	1-Oct-14	146.9	158.4	158.9
17-Sep-14	149.9	-	154.9	17-Sep-14	146.9	161.9	167.9
3-Sep-14	149.9	-	159.9	3-Sep-14	146.9	161.9	167.9
20-Aug-14	149.9	-	154.9	20-Aug-14	146.9	161.9	167.9
6-Aug-14	153.9	-	159.9	6-Aug-14	153.9	161.9	167.9
23-Jul-14	153.9	-	159.9	23-Jul-14	153.9	161.9	167.9
9-Jul-14	153.9	-	159.9	9-Jul-14	153.9	161.9	167.9
25-Jun-14	153.9	-	159.9	25-Jun-14	153.9	161.9	167.9
11-Jun-14	153.9	-	159.9	11-Jun-14	153.9	161.9	167.9
28-May-14	153.9	-	159.9	28-May-14	153.9	161.9	167.9
14-May-14	153.9	-	159.9	14-May-14	153.9	159.9	167.9
30-Apr-14	153.9	-	159.9	30-Apr-14	153.9	163.9	167.9
16-Apr-14	149.9	-	159.9	16-Apr-14	147.9	157.9	167.9
2-Apr-14	149.9	-	159.9	2-Apr-14	147.9	157.9	167.9
19-Mar-14	149.9	-	154.9	19-Mar-14	143.9	153.9	174.9
5-Mar-14	149.9	-	159.9	5-Mar-14	143.9	153.9	174.9
19-Feb-14	149.9	-	159.9	19-Feb-14	139.9	149.9	171.9
5-Feb-14	144.9	-	154.9	5-Feb-14	139.9	149.9	168.9
Jan '14	144.9	-	154.9	Jan '14	139.9	149.9	163.9
Dec '13	149.9	-	154.9	Dec '13	139.9	149.9	158.9
Nov '13	149.9	-	154.9	Nov '13	144.9	154.9	159.9
Oct '13	149.9	-	151.6	Oct '13	148.2	159.9	153.2
Sep '13	152.4	-	149.9	Sep '13	149.9	159.9	147.4
Aug '13	154.9	-	149.9	Aug '13	148.7	160.2	147.4
Jul '13	154.9	-	149.9	Jul '13	149.9	159.9	147.4
Jun '13	154.9	-	149.9	Jun '13	159.9	167.4	148.7
May '13	146.9	-	145.9	May '13	148.2	157.2	145.4
Apr '13	139.9	-	145.9	Apr '13	139.9	149.9	151.9
Mar '13	139.9	-	145.9	Mar '13	139.9	149.9	153.9
Feb '13	139.9	-	145.9	Feb '13	137.9	148.9	151.9
Jan '13	139.9	-	145.9	Jan '13	139.9	149.9	151.4
Dec '12	139.9	-	145.9	Dec '12	139.9	149.9	145.9
Nov '12	139.9	-	145.9	Nov '12	144.9	154.9	145.9
Oct '12	n/a	-	n/a	Oct '12	149.9	157.6	147.2
Sep '12	n/a	-	n/a	Sep '12	148.9	156.9	147.2
Aug '12	n/a	-	n/a	Aug '12	145.9	154.4	144.4
Jul '12	n/a	-	n/a	Jul '12	145.9	154.2	144.2
Jun '12	159.0	-	159.0	Jun '12	145.9	154.2	143.9
May '12	152.3	-	159.0	May '12	145.9	154.2	146.2
Apr '12	149.0	-	159.0	Apr '12	144.4	154.4	149.9
Mar '12	147.0	-	159.0	Mar '12	136.4	146.4	147.4
Feb '12	145.0	-	159.0	Feb '12	132.9	142.9	145.9

Retail Motor Fuel Prices — Dawson City & Destruction Bay

	Dawson City Self-serve			Full-serve		Destruction Bay Self-serve			Full-serve
	regular	premium	diesel	propane		regular	premium	diesel	propane
18-Feb-15	123.7	130.2	157.4	135.0	18-Feb-15	124.9	134.9	140.9	126.9
4-Feb-15	126.9	133.9	157.9	n/a	4-Feb-15	121.9	131.9	137.9	126.9
21-Jan-15	132.2	139.4	158.9	135.0	21-Jan-15	121.9	131.9	129.9	126.9
7-Jan-15	136.0	143.2	163.4	135.0	7-Jan-15	121.9	131.9	140.9	132.9
23-Dec-14	142.5	152.2	163.4	135.0	23-Dec-14	123.9	133.9	155.9	132.9
10-Dec-14	147.8	154.8	172.9	n/a	10-Dec-14	133.9	143.9	155.9	132.9
26-Nov-14	147.7	157.4	166.4	135.0	26-Nov-14	138.9	158.9	158.9	132.9
12-Nov-14	148.9	157.4	167.4	135.0	12-Nov-14	140.9	150.9	169.9	126.9
29-Oct-14	159.2	166.7	168.9	135.0	29-Oct-14	142.9	154.9	152.9	126.9
15-Oct-14	159.2	166.7	168.9	135.0	15-Oct-14	151.9	161.9	151.9	124.9
1-Oct-14	154.7	166.7	168.9	135.0	1-Oct-14	151.9	161.9	151.9	124.9
17-Sep-14	159.2	166.7	168.9	135.0	17-Sep-14	153.9	163.9	153.9	124.9
3-Sep-14	159.2	166.7	168.9	135.0	3-Sep-14	153.9	163.9	153.9	124.9
20-Aug-14	159.2	166.7	168.9	135.0	20-Aug-14	152.9	162.9	152.9	124.9
6-Aug-14	159.2	166.7	168.9	135.0	6-Aug-14	n/a	n/a	n/a	n/a
23-Jul-14	159.2	166.7	168.9	135.0	23-Jul-14	n/a	n/a	n/a	n/a
9-Jul-14	160.4	167.9	169.4	135.0	9-Jul-14	154.9	164.9	156.9	129.9
25-Jun-14	155.7	164.2	168.4	135.0	25-Jun-14	158.9	168.9	156.9	129.9
11-Jun-14	154.2	161.7	165.9	135.0	11-Jun-14	158.9	168.9	161.9	129.9
28-May-14	154.2	161.7	165.9	135.0	28-May-14	157.9	167.9	169.9	129.9
14-May-14	154.2	161.7	165.9	135.0	14-May-14	156.9	166.9	169.9	150.0
30-Apr-14	152.2	159.7	167.4	135.0	30-Apr-14	154.9	164.9	172.9	150.0
16-Apr-14	152.2	159.7	167.4	135.0	16-Apr-14	154.9	164.9	172.9	110.0
2-Apr-14	152.2	159.7	167.4	135.0	2-Apr-14	154.9	164.9	172.9	143.9
19-Mar-14	150.7	157.7	166.9	130.0	19-Mar-14	154.9	164.9	172.9	143.9
5-Mar-14	150.7	157.7	166.9	130.0	5-Mar-14	152.9	162.9	173.9	143.9
19-Feb-14	150.7	157.7	167.4	135.0	19-Feb-14	147.9	157.9	172.9	143.9
5-Feb-14	148.5	155.5	167.7	n/a	5-Feb-14	143.9	153.9	172.9	105.9
Jan '14	148.5	155.3	167.7	n/a	Jan '14	140.9	150.9	167.9	105.9
Dec '13	154.0	162.3	163.4	120.0	Dec '13	141.9	151.9	163.4	105.9
Nov '13	157.1	165.6	163.1	120.0	Nov '13	143.4	153.4	158.9	105.9
Oct '13	160.1	168.9	161.9	120.0	Oct '13	142.9	152.9	153.6	105.9
Sep '13	162.9	168.4	162.4	120.0	Sep '13	147.9	157.9	148.9	105.9
Aug '13	162.9	168.4	162.4	120.0	Aug '13	146.9	156.9	142.4	108.0
Jul '13	164.8	170.3	162.7	120.0	Jul '13	149.9	159.9	140.9	110.0
Jun '13	166.8	172.3	162.9	120.0	Jun '13	155.8	165.9	141.9	110.0
May '13	155.4	162.4	165.2	120.0	May '13	152.9	162.9	144.9	108.6
Apr '13	145.7	157.1	152.5	120.0	Apr '13	146.9	156.9	146.9	106.9
Mar '13	142.1	155.2	157.9	n/a	Mar '13	146.9	156.9	152.4	105.9
Feb '13	143.5	155.6	150.6	120.0	Feb '13	143.4	153.4	153.4	105.9
Jan '13	149.1	158.2	155.4	120.0	Jan '13	132.9	142.9	143.9	105.9
Dec '12	151.9	157.4	152.6	120.0	Dec '12	138.9	148.9	149.9	105.9
Nov '12	152.2	159.3	154.4	120.0	Nov '12	139.4	149.4	146.9	105.9
Oct '12	153.0	159.6	156.2	120.0	Oct '12	150.6	160.6	147.2	105.9
Sep '12	154.7	159.6	159.9	120.0	Sep '12	151.4	161.4	147.9	105.9
Aug '12	152.7	157.3	155.4	120.0	Aug '12	148.4	158.4	141.9	105.9
Jul '12	152.9	157.5	155.1	120.0	Jul '12	145.4	155.4	137.4	106.4
Jun '12	154.4	159.3	157.7	120.0	Jun '12	148.4	158.4	137.9	106.9
May '12	154.9	158.7	158.9	120.0	May '12	146.6	156.6	147.2	106.9
Apr '12	154.5	157.6	157.9	120.0	Apr '12	146.9	156.9	148.4	105.9
Mar '12	151.5	155.3	156.3	120.0	Mar '12	142.4	152.4	148.9	106.4
Feb '12	150.7	155.3	157.1	120.0	Feb '12	136.4	146.4	147.9	105.9

Retail Motor Fuel Prices — Eagle Plains & Faro

	Eagle Plains			
	Self-Serve			Full-serve
	regular	premium	diesel	propane
18-Feb-15	154.0	-	164.0	140.0
4-Feb-15	173.0	-	160.0	140.0
21-Jan-15	173.0	-	155.0	140.0
7-Jan-15	173.0	-	155.0	140.0
23-Dec-14	173.0	-	165.0	140.0
10-Dec-14	n/a	-	n/a	n/a
26-Nov-14	173.0	-	170.0	140.0
12-Nov-14	173.0	-	170.0	140.0
29-Oct-14	173.0	-	175.0	140.0
15-Oct-14	173.0	-	175.0	140.0
1-Oct-14	173.0	-	175.0	140.0
17-Sep-14	173.0	-	170.0	140.0
3-Sep-14	173.0	-	170.0	140.0
20-Aug-14	173.0	-	175.0	140.0
6-Aug-14	173.0	-	175.0	140.9
23-Jul-14	173.0	-	175.0	140.9
9-Jul-14	173.0	-	170.0	140.9
25-Jun-14	173.0	-	175.0	140.9
11-Jun-14	173.0	-	175.0	140.9
28-May-14	173.0	-	175.0	140.9
14-May-14	n/a	-	n/a	n/a
30-Apr-14	173.9	-	170.0	140.9
16-Apr-14	173.9	-	170.0	140.9
2-Apr-14	n/a	-	n/a	n/a
19-Mar-14	173.9	-	175.0	140.9
5-Mar-14	173.9	-	175.0	140.9
19-Feb-14	173.9	-	175.0	140.9
5-Feb-14	173.9	-	175.0	140.0
Jan '14	173.5	-	172.5	140.0
Dec '13	173.0	-	172.5	140.0
Nov '13	173.0	-	175.0	140.0
Oct '13	173.0	-	171.7	140.0
Sep '13	173.0	-	172.5	140.0
Aug '13	173.0	-	175.0	140.0
Jul '13	173.0	-	175.0	-

	Faro		
	Self-Serve		
	regular	premium	diesel
18-Feb-15	114.9	-	136.9
4-Feb-15	101.9	-	136.9
21-Jan-15	115.9	-	149.9
7-Jan-15	121.9	-	149.9
23-Dec-14	121.9	-	149.9
10-Dec-14	141.9	-	151.9
26-Nov-14	141.9	-	151.9
12-Nov-14	141.9	-	151.9
29-Oct-14	148.9	-	151.9
15-Oct-14	n/a	-	n/a
1-Oct-14	148.9	-	169.9
17-Sep-14	148.9	-	169.9
3-Sep-14	148.9	-	169.9
20-Aug-14	155.9	-	169.9
6-Aug-14	155.9	-	169.9
23-Jul-14	155.9	-	169.9
9-Jul-14	155.9	-	169.9
25-Jun-14	155.9	-	169.9
11-Jun-14	155.9	-	169.9
28-May-14	155.9	-	169.9
14-May-14	155.9	-	169.9
30-Apr-14	149.9	-	171.9
16-Apr-14	149.9	-	171.9
2-Apr-14	145.9	-	176.9
19-Mar-14	145.9	-	176.9
5-Mar-14	145.9	-	176.9
19-Feb-14	141.9	-	170.9
5-Feb-14	141.9	-	165.9
Jan '14	146.9	-	165.9
Dec '13	141.9	-	161.9
Nov '13	152.9	-	161.9
Oct '13	150.2	-	150.2
Sep '13	151.0	-	148.0
Aug '13	151.0	-	148.0
Jul '13	157.0	-	148.0
May '13	151.6	-	150.6
Apr '13	141.9	-	157.9
Mar '13	141.9	-	157.9
Feb '13	140.0	-	152.5
Jan '13	142.0	-	155.0
Dec '12	147.4	-	146.9
Nov '12	149.9	-	145.9
Oct '12	149.9	-	145.9
Sep '12	149.9	-	145.9
Aug '12	145.9	-	139.9
Jul '12	145.9	-	139.9
Jun '12	147.9	-	151.9
May '12	147.9	-	151.9
Apr '12	132.9	-	151.9
Mar '12	132.9	-	151.9
Feb '12	132.9	-	151.9

Retail Motor Fuel Prices — Haines Junction

	Self-serve			Full-serve		
	regular	premium	diesel	regular	diesel	propane
18-Feb-15	105.7	111.4	130.7	-	-	114.9
4-Feb-15	102.4	109.4	130.9	-	-	114.9
21-Jan-15	104.7	108.9	132.2	-	-	114.9
7-Jan-15	113.7	122.4	136.1	-	-	124.0
23-Dec-14	118.2	128.9	137.7	-	-	124.0
10-Dec-14	128.7	132.9	139.7	-	-	105.0
26-Nov-14	133.7	139.4	144.4	-	-	124.0
12-Nov-14	133.7	139.4	144.4	-	-	124.0
29-Oct-14	133.7	139.4	145.4	-	-	124.0
15-Oct-14	139.1	145.4	147.9	-	-	124.0
1-Oct-14	139.7	145.4	147.9	-	-	124.0
17-Sep-14	139.7	145.4	147.9	-	-	124.0
3-Sep-14	139.7	145.4	147.9	-	-	124.0
20-Aug-14	140.2	145.4	149.4	-	-	124.0
6-Aug-14	141.2	146.9	149.4	-	-	124.0
23-Jul-14	142.2	147.9	149.4	-	-	124.0
9-Jul-14	146.4	153.4	151.2	-	-	124.0
25-Jun-14	145.9	152.4	150.4	-	-	124.0
11-Jun-14	144.6	148.9	149.9	-	-	124.0
28-May-14	144.2	150.9	152.4	-	-	124.0
14-May-14	145.9	151.9	153.7	-	-	124.0
30-Apr-14	144.7	151.9	153.4	-	-	124.0
16-Apr-14	139.9	144.9	153.7	-	-	124.0
2-Apr-14	138.9	144.9	153.7	-	-	124.0
19-Mar-14	139.9	146.9	154.9	-	-	105.0
5-Mar-14	137.7	143.4	154.9	-	-	105.0
19-Feb-14	134.2	141.9	152.2	-	-	105.0
5-Feb-14	131.9	136.9	148.9	-	-	105.0
Jan '14	131.9	136.9	148.9	-	-	105.0
Dec '13	136.2	n/a	149.7	-	-	105.0
Nov '13	137.6	141.2	143.5	-	-	105.0
Oct '13	141.1	148.9	141.9	-	-	105.0
Sep '13	141.9	148.9	141.9	-	-	105.0
Aug '13	143.0	148.9	141.9	-	-	105.0
Jul '13	146.2	148.9	144.2	-	-	105.0
Jun '13	151.3	161.9	145.0	-	-	105.0
May '13	143.2	151.4	145.3	-	-	105.0
Apr '13	136.7	141.9	146.4	-	-	105.0
Mar '13	136.5	144.7	147.6	-	-	105.0
Feb '13	132.7	139.2	143.3	-	-	105.0
Jan '13	132.1	138.9	142.7	-	-	105.0
Dec '12	133.7	141.7	141.9	-	-	105.0
Nov '12	136.4	143.7	138.1	-	-	105.0
Oct '12	141.0	148.1	139.2	-	-	105.0
Sep '12	139.6	144.9	137.9	-	-	105.0
Aug '12	139.2	146.4	137.6	-	-	105.0
Jul '12	139.0	147.9	138.4	-	-	105.0
Jun '12	138.4	145.4	140.2	-	-	n/a
May '12	139.6	149.6	145.7	-	-	105.0
Apr '12	138.6	150.9	145.5	-	-	n/a
Mar '12	132.3	140.9	145.5	-	-	n/a
Feb '12	129.0	134.9	145.5	-	-	105.0

Retail Motor Fuel Prices — Mayo

	Self-serve			Full-serve	
	regular	premium	diesel	regular	diesel
18-Feb-15	107.9	-	139.9	117.9	142.9
4-Feb-15	107.9	-	139.9	n/a	n/a
21-Jan-15	110.9	-	139.9	117.9	142.9
7-Jan-15	117.9	-	143.9	127.9	152.9
23-Dec-14	124.9	-	145.9	137.9	160.9
10-Dec-14	133.9	-	148.9	140.9	160.9
26-Nov-14	135.9	-	148.9	n/a	n/a
12-Nov-14	n/a	-	n/a	145.9	160.9
29-Oct-14	n/a	-	n/a	n/a	n/a
15-Oct-14	n/a	-	n/a	154.9	160.9
1-Oct-14	n/a	-	n/a	154.9	160.9
17-Sep-14	n/a	-	n/a	154.9	160.9
3-Sep-14	n/a	-	n/a	154.9	160.9
20-Aug-14	n/a	-	n/a	n/a	n/a
6-Aug-14	n/a	-	n/a	n/a	n/a
23-Jul-14	n/a	-	n/a	n/a	n/a
9-Jul-14	n/a	-	n/a	154.9	160.9
25-Jun-14	n/a	-	n/a	154.9	160.9
11-Jun-14	n/a	-	n/a	154.9	160.9
28-May-14	n/a	-	n/a	154.9	160.9
14-May-14	n/a	-	n/a	154.9	160.9
30-Apr-14	n/a	-	n/a	154.9	160.9
16-Apr-14	n/a	-	n/a	149.9	160.9
2-Apr-14	n/a	-	n/a	149.9	160.9
19-Mar-14	161.0	-	154.9	149.9	160.9
5-Mar-14	161.0	-	154.9	149.9	168.8
19-Feb-14	n/a	-	n/a	n/a	n/a
5-Feb-14	161.0	-	154.9	159.9	160.9
Jan '14	161.0	-	154.9	159.9	160.9
Dec '13	161.0	-	154.9	159.9	160.9
Nov '13	161.0	-	154.9	159.9	160.9
Oct '13	169.9	-	155.9	159.9	152.9
Sep '13	169.9	-	155.9	159.9	148.9
Aug '13	169.9	-	155.9	159.9	148.9
Jul '13	162.9	-	150.9	169.9	159.9
Jun '13	n/a	-	n/a	169.9	155.9
May '13	154.0	-	155.0	160.4	155.9
Apr '13	154.0	-	155.0	n/a	n/a
Mar '13	154.0	-	155.0	150.9	155.9
Feb '13	154.0	-	155.0	150.9	155.9
Jan '13	154.0	-	155.0	150.9	155.9
Dec '12	154.0	-	155.0	150.9	155.9
Nov '12	154.0	-	155.0	153.4	155.9
Oct '12	154.0	-	155.0	150.9	155.9
Sep '12	154.0	-	155.0	150.9	155.9
Aug '12	154.0	-	150.0	150.9	148.4
Jul '12	154.0	-	150.0	150.9	150.9
Jun '12	154.0	-	155.0	150.9	150.9
May '12	154.0	-	155.0	150.9	159.9
Apr '12	154.0	-	155.0	n/a	n/a
Mar '12	154.0	-	155.0	150.9	159.9
Feb '12	154.0	-	155.0	150.9	159.9

Retail Motor Fuel Prices — Pelly Crossing & Ross River

	Pelly Crossing Self-serve	
	regular	diesel
18-Feb-15	117.9	157.9
4-Feb-15	117.9	157.9
21-Jan-15	122.9	157.9
7-Jan-15	128.9	157.9
23-Dec-14	137.9	157.9
10-Dec-14	146.9	157.9
26-Nov-14	146.9	157.9
12-Nov-14	146.9	157.9
29-Oct-14	154.9	169.9
15-Oct-14	154.9	169.9
1-Oct-14	154.9	169.9
17-Sep-14	154.9	169.9
3-Sep-14	n/a	n/a
20-Aug-14	154.9	169.9
6-Aug-14	154.9	169.9
23-Jul-14	154.9	169.9
9-Jul-14	154.9	169.9
25-Jun-14	154.9	169.9
11-Jun-14	154.9	169.9
28-May-14	154.9	169.9
14-May-14	154.9	169.9
30-Apr-14	149.9	159.9
16-Apr-14	149.9	159.9
2-Apr-14	149.9	169.9
19-Mar-14	149.9	169.9
5-Mar-14	149.9	159.9
19-Feb-14	149.9	159.9
5-Feb-14	149.9	159.9
Jan '14	149.9	159.9
Dec '13	149.9	159.9
Nov '13	152.4	157.4
Oct '13	154.9	151.6
Sep '13	154.9	154.9
Aug '13	154.9	154.9
Jul '13	149.9	149.9
Jun '13	159.9	149.9
May '13	150.6	151.6
Apr '13	145.9	154.9
Mar '13	142.9	154.9
Feb '13	139.9	154.9
Jan '13	139.9	148.9
Dec '12	139.9	147.9
Nov '12	144.9	148.9
Oct '12	154.9	154.9
Sep '12	152.4	157.4
Aug '12	149.9	145.9
Jul '12	149.9	145.9
Jun '12	149.9	145.9
May '12	149.9	155.9
Apr '12	149.9	155.9
Mar '12	142.9	154.9
Feb '12	139.9	159.9

	Ross River Self-serve	
	regular	diesel
18-Feb-15	105.0	115.0
4-Feb-15	105.0	115.0
21-Jan-15	115.0	130.1
7-Jan-15	115.0	130.1
23-Dec-14	n/a	n/a
10-Dec-14	n/a	n/a
26-Nov-14	125.8	130.1
12-Nov-14	148.9	147.3
29-Oct-14	148.9	147.3
15-Oct-14	148.9	147.3
1-Oct-14	148.9	147.3
17-Sep-14	151.5	143.7
3-Sep-14	151.5	143.7
20-Aug-14	151.5	143.7
6-Aug-14	151.5	143.7
23-Jul-14	151.5	143.7
9-Jul-14	151.5	143.7
25-Jun-14	152.0	150.7
11-Jun-14	152.0	150.7
28-May-14	152.0	150.7
14-May-14	152.0	150.7
30-Apr-14	148.1	150.7
16-Apr-14	148.1	150.7
2-Apr-14	146.9	169.9
19-Mar-14	146.9	169.9
5-Mar-14	137.9	169.9
19-Feb-14	137.9	169.9
5-Feb-14	137.9	161.9
Jan '14	137.9	161.9
Dec '13	137.9	161.9
Nov '13	147.9	152.9
Oct '13	147.9	150.2
Sep '13	145.9	142.9
Aug '13	149.0	147.0
Jul '13	152.0	151.0
Jun '13	152.0	151.0
May '13	141.2	149.2
Apr '13	135.3	147.8
Mar '13	135.3	147.8
Feb '13	137.1	148.9
Jan '13	138.9	138.9
Dec '12	140.9	142.4
Nov '12	142.9	145.9
Oct '12	142.9	145.9
Sep '12	142.9	145.9
Aug '12	142.9	141.9
Jul '12	139.9	147.9
Jun '12	139.9	147.9
May '12	139.9	147.9
Apr '12	136.9	147.9
Mar '12	134.9	146.4
Feb '12	132.9	149.9

Retail Motor Fuel Prices — Stewart Crossing & Tagish

	Stewart Crossing		
	Self-Serve		
	regular	premium	diesel
18-Feb-15	118.0	124.0	148.0
4-Feb-15	118.0	124.0	148.0
21-Jan-15	113.0	119.0	148.0
7-Jan-15	127.0	133.0	154.0

23-Dec-14	133.0	139.0	157.0
10-Dec-14	141.0	147.0	157.0
26-Nov-14	146.0	152.0	165.0
12-Nov-14	146.0	152.0	165.0
29-Oct-14	148.0	154.0	165.0
15-Oct-14	153.0	163.0	165.0
1-Oct-14	153.0	163.0	165.0
17-Sep-14	153.0	163.0	165.0
3-Sep-14	153.0	163.0	165.0
20-Aug-14	153.0	163.0	165.0
6-Aug-14	n/a	n/a	n/a
23-Jul-14	157.0	163.0	165.0
9-Jul-14	162.0	164.0	160.9
25-Jun-14	162.0	164.0	160.9
11-Jun-14	158.0	164.0	160.9
28-May-14	158.0	164.0	160.9
14-May-14	158.0	164.0	160.9
30-Apr-14	158.0	167.0	160.9
16-Apr-14	151.0	157.0	160.9
2-Apr-14	151.0	157.0	160.9
19-Mar-14	155.0	157.0	160.9
5-Mar-14	151.0	157.0	160.9
19-Feb-14	151.0	157.0	160.9
5-Feb-14	146.0	152.0	155.9

Jan '14	146.0	152.0	155.9
---------	-------	-------	-------

Dec '13	146.0	152.0	155.9
Nov '13	146.0	164.0	153.9
Oct '13	158.0	164.0	152.5
Sep '13	158.0	164.0	153.5
Aug '13	158.0	164.0	153.9
Jul '13	162.0	168.0	153.9
Jun '13	166.0	172.0	153.9
May '13	156.3	158.7	157.2
Apr '13	146.0	152.0	158.9
Mar '13	149.5	153.0	155.9
Feb '13	148.0	154.0	152.9
Jan '13	148.0	154.0	152.9

Dec '12	148.0	154.0	152.9
Nov '12	150.0	156.0	147.7
Oct '12	154.0	160.0	147.5
Sep '12	154.0	160.0	147.5
Aug '12	154.0	160.0	147.5
Jul '12	154.0	160.0	147.5
Jun '12	154.0	160.0	147.5
May '12	154.0	160.0	155.9
Apr '12	154.0	160.0	155.9
Mar '12	150.0	156.0	155.9
Feb '12	150.0	n/a	155.9

	Tagish			
	Self-serve			Full-serve
	regular	premium	diesel	propane
18-Feb-15	106.4	124.8	132.4	110.0
4-Feb-15	106.4	124.8	132.4	100.0
21-Jan-15	106.4	124.8	119.4	100.0
7-Jan-15	129.9	134.8	146.9	110.0

23-Dec-14	n/a	n/a	n/a	n/a
10-Dec-14	136.4	134.8	146.9	110.0
26-Nov-14	138.9	149.8	150.4	110.0
12-Nov-14	138.9	149.8	150.4	110.0
29-Oct-14	138.9	149.8	150.4	110.0
15-Oct-14	144.4	149.8	150.4	110.0
1-Oct-14	144.4	149.8	150.4	110.0
17-Sep-14	144.4	149.8	150.4	110.0
3-Sep-14	144.4	149.8	150.4	110.0
20-Aug-14	144.4	149.8	150.4	110.0
6-Aug-14	144.4	149.8	150.4	110.0
23-Jul-14	142.8	149.8	149.8	110.0
9-Jul-14	146.4	149.8	152.4	110.0
25-Jun-14	146.4	149.8	152.4	110.0
11-Jun-14	144.9	149.8	152.4	110.0
28-May-14	144.9	149.8	152.4	110.0
14-May-14	142.4	152.8	151.4	130.0
30-Apr-14	143.9	152.8	151.4	130.0
16-Apr-14	140.9	146.8	151.4	130.0
2-Apr-14	140.9	146.9	151.4	135.0
19-Mar-14	140.9	146.8	151.4	135.0
5-Mar-14	138.9	143.8	151.4	135.0
19-Feb-14	136.4	138.8	151.4	110.0
5-Feb-14	136.4	138.8	151.4	110.0

Jan '14	141.4	138.8	151.4	110.0
---------	-------	-------	-------	-------

Dec '13	141.9	146.8	147.2	115.0
Nov '13	142.4	146.8	145.4	112.5
Oct '13	147.4	146.8	144.9	111.7
Sep '13	147.4	156.8	144.9	115.0
Aug '13	147.4	156.8	144.9	110.0
Jul '13	147.4	156.8	144.9	107.5
Jun '13	148.9	156.8	145.4	107.5
May '13	142.7	150.1	145.9	108.3
Apr '13	139.9	144.8	145.9	105.0
Mar '13	139.9	144.8	145.9	105.0
Feb '13	136.4	140.8	144.9	110.0
Jan '13	137.4	140.8	140.4	115.0

Dec '12	141.2	140.8	140.7	115.0
Nov '12	138.9	146.9	141.4	110.0
Oct '12	141.4	147.8	144.9	111.7
Sep '12	140.4	147.3	144.9	110.0
Aug '12	140.2	145.8	145.7	110.0
Jul '12	137.9	145.8	141.4	115.0
Jun '12	137.9	145.8	142.2	115.0
May '12	137.9	145.8	144.6	115.0
Apr '12	137.9	145.8	144.9	115.0
Mar '12	134.4	140.3	144.9	115.0
Feb '12	132.9	138.8	144.9	115.0

Retail Motor Fuel Prices — Teslin

	Self-serve			Full-serve
	regular	premium	diesel	propane
18-Feb-15	113.9	123.9	132.9	115.0
4-Feb-15	98.9	108.9	132.9	115.0
21-Jan-15	98.9	108.9	132.9	115.0
7-Jan-15	114.4	124.9	139.9	115.0
23-Dec-14	120.4	128.9	142.9	115.0
10-Dec-14	126.9	136.9	149.9	115.0
26-Nov-14	130.9	141.9	151.9	115.0
12-Nov-14	130.9	141.9	149.9	115.0
29-Oct-14	130.9	141.9	148.9	110.0
15-Oct-14	138.9	148.9	149.9	110.0
1-Oct-14	139.9	n/a	149.9	110.0
17-Sep-14	139.4	148.9	149.9	110.0
3-Sep-14	139.4	148.9	149.9	110.0
20-Aug-14	139.4	148.9	149.9	107.5
6-Aug-14	139.4	148.9	149.9	107.5
23-Jul-14	143.4	152.9	149.4	107.5
9-Jul-14	147.9	157.9	150.4	110.0
25-Jun-14	147.9	157.9	150.4	110.0
11-Jun-14	143.9	153.9	150.4	110.0
28-May-14	146.9	156.9	150.4	121.5
14-May-14	146.9	156.9	151.9	121.5
30-Apr-14	146.9	156.9	152.9	121.5
16-Apr-14	141.9	151.9	152.9	121.5
2-Apr-14	141.9	152.9	152.9	121.5
19-Mar-14	141.9	152.9	152.9	121.5
5-Mar-14	136.9	152.9	156.4	121.5
19-Feb-14	135.9	152.9	155.9	121.5
5-Feb-14	135.9	152.9	159.9	121.5
Jan '14	132.9	152.9	148.9	110.0
Dec '13	138.9	152.9	149.7	108.5
Nov '13	138.4	152.9	142.9	107.0
Oct '13	141.2	152.9	143.4	107.0
Sep '13	143.2	152.9	146.4	107.0
Aug '13	143.9	152.9	140.2	111.3
Jul '13	144.7	154.9	141.4	112.5
Jun '13	149.4	157.9	141.2	112.5
May '13	141.1	150.2	141.4	110.8
Apr '13	133.7	143.4	143.2	112.5
Mar '13	133.9	143.9	143.9	110.0
Feb '13	132.7	142.4	141.9	107.5
Jan '13	132.2	141.4	141.2	107.5
Dec '12	133.2	143.4	140.2	107.5
Nov '12	134.4	143.9	136.7	107.5
Oct '12	138.9	149.9	138.9	107.5
Sep '12	140.7	149.9	139.7	107.5
Aug '12	139.4	149.9	138.9	107.5
Jul '12	138.9	149.9	134.4	107.5
Jun '12	137.9	147.9	135.2	107.5
May '12	138.2	148.6	140.1	107.5
Apr '12	137.2	145.4	143.4	110.0
Mar '12	131.9	143.9	143.2	110.0
Feb '12	125.9	130.9	141.9	110.0

Retail Motor Fuel Prices — Watson Lake

	Self-serve			Full-serve	
	regular	premium	diesel	diesel	propane
18-Feb-15	101.4	113.4	122.4	-	130.9
4-Feb-15	99.9	111.9	125.9	-	130.9
21-Jan-15	99.9	111.9	125.9	-	130.9
7-Jan-15	101.9	115.9	135.9	-	130.9
23-Dec-14	111.9	123.4	137.4	n/a	130.9
10-Dec-14	117.9	129.9	142.9	140.9	130.9
26-Nov-14	125.9	134.9	146.9	140.9	130.9
12-Nov-14	131.4	141.4	148.9	140.9	130.9
29-Oct-14	133.9	148.9	141.4	140.9	130.9
15-Oct-14	143.9	148.9	150.2	140.9	130.9
1-Oct-14	144.7	151.6	150.7	140.9	130.9
17-Sep-14	145.4	152.6	150.7	140.9	127.2
3-Sep-14	145.4	152.6	151.4	140.9	127.2
20-Aug-14	145.4	152.6	150.7	140.9	127.2
6-Aug-14	145.9	151.6	151.9	140.9	127.2
23-Jul-14	145.9	151.6	152.7	140.9	127.2
9-Jul-14	146.7	154.2	153.2	140.9	127.2
25-Jun-14	146.7	154.2	153.9	140.9	127.2
11-Jun-14	146.7	153.9	153.2	140.9	130.3
28-May-14	148.9	157.4	151.9	140.9	127.2
14-May-14	141.9	152.9	152.9	140.9	130.9
30-Apr-14	145.9	157.9	157.9	140.9	130.9
16-Apr-14	137.9	148.4	152.9	140.9	130.9
2-Apr-14	137.9	148.4	152.9	140.9	130.9
19-Mar-14	143.9	149.9	162.9	140.9	130.9
5-Mar-14	143.9	157.9	165.9	140.9	130.9
19-Feb-14	139.9	149.9	162.9	140.9	130.9
5-Feb-14	144.9	156.9	162.9	140.9	130.9
Jan '14	143.4	155.4	159.9	140.9	130.9
Dec '13	144.8	156.9	154.9	140.9	131.4
Nov '13	147.9	159.9	151.4	n/a	131.9
Oct '13	149.0	159.6	148.0	140.9	130.7
Sep '13	149.6	158.4	147.2	140.9	130.3
Aug '13	149.6	159.4	147.2	140.9	130.6
Jul '13	149.3	158.2	146.9	140.9	126.7
Jun '13	148.9	158.2	146.6	140.9	126.2
May '13	139.1	149.2	143.8	140.9	124.7
Apr '13	137.9	149.9	144.9	140.9	123.7
Mar '13	137.9	149.9	144.9	140.9	126.4
Feb '13	130.9	141.7	141.2	140.9	120.9
Jan '13	129.9	132.9	136.9	140.9	120.9
Dec '12	130.4	140.9	137.9	140.9	126.4
Nov '12	137.4	147.7	138.2	140.9	126.4
Oct '12	140.1	149.5	140.0	140.9	126.9
Sep '12	137.9	146.2	141.6	140.9	127.2
Aug '12	138.5	146.4	139.6	134.9	127.2
Jul '12	137.7	144.3	139.8	134.9	125.3
Jun '12	137.7	145.4	141.2	134.9	127.2
May '12	139.5	148.0	145.1	134.9	127.2
Apr '12	140.2	147.9	144.9	134.9	126.4
Mar '12	140.1	147.7	144.6	134.9	126.4
Feb '12	138.9	145.9	144.2	134.9	126.4

Residential Fuel Prices in Yukon

Average Prices as of February 18th, 2015

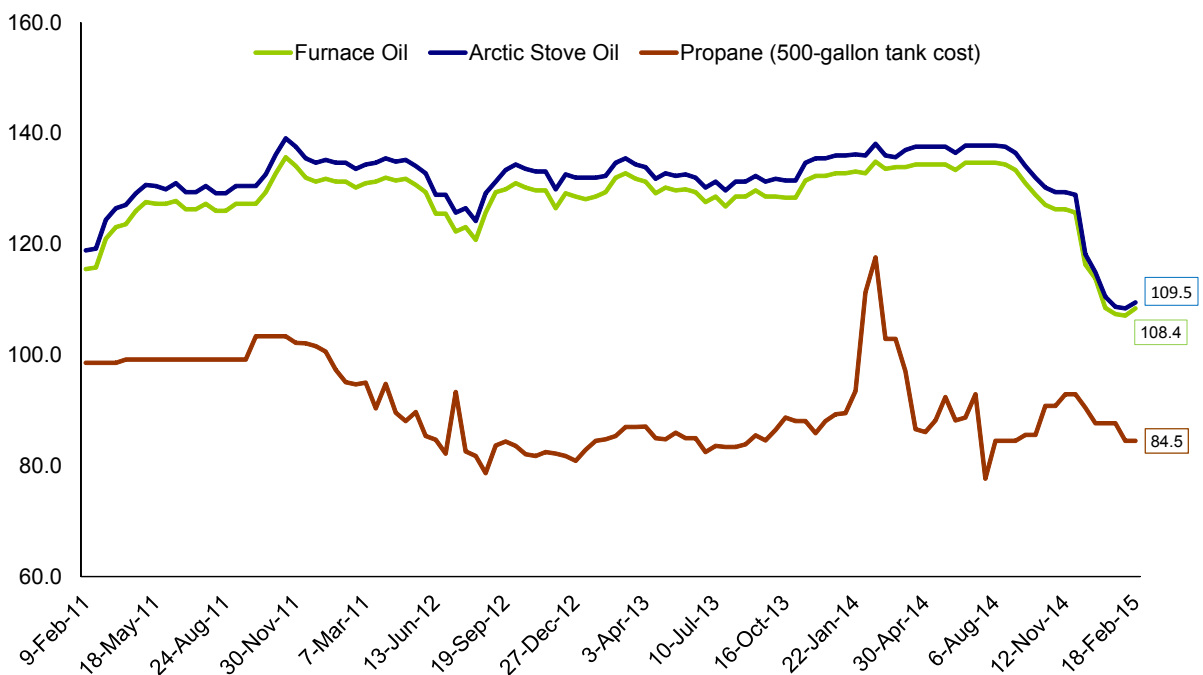
	Residential Heating Fuels			% Change February 19, 2014 to February 18, 2015		
	Furnace Oil	Arctic Stove Oil	Propane (500-gallon tank cost)	Furnace Oil	Arctic Stove Oil	Propane (500-gallon tank cost)
Whitehorse	108.4	109.5	84.5	-19.6%	-20.7%	-28.1%
Carmacks	109.0	112.1	84.5	-20.0%	-19.6%	-28.1%
Dawson City	114.5	114.4	84.5	-19.3%	-21.0%	-28.1%
Faro	109.2	112.4	84.5	-20.0%	-19.5%	-28.1%
Haines Junction	106.2	107.9	84.5	-20.4%	-19.1%	-28.1%
Mayo	119.0	117.8	84.5	-20.5%	-21.3%	-28.1%
Ross River	110.3	113.4	84.5	-19.8%	-19.4%	-28.1%
Tagish	108.3	115.3	-	-	-21.0%	-
Teslin	109.0	110.3	84.5	-20.1%	-20.9%	-28.1%
Watson Lake	117.9	119.1	84.5	-20.1%	-20.8%	-28.1%

Notes: All prices are Canadian cents per litre, including all applicable taxes.
 "-" indicates this service was not available in this community at this time.

Comparing February 18th, 2015 to February 19nd, 2014, prices for Furnace Oil, Arctic Stove Oil, and Propane decreased in all Yukon communities.

Note: Price discounts may apply to seniors, members of unions or service groups, or for quick payment. Ask your fuel supplier for details.

Average Residential Bi-weekly Heating Fuel Prices, Whitehorse
 February 2011 - February 2015
 (cents per litre)



Residential Heating Fuel Prices — Whitehorse

	Furnace Oil	Arctic Stove Oil	Propane (500-gallon tank cost)
18-Feb-15	108.4	109.5	84.5
4-Feb-15	107.1	108.4	84.5
21-Jan-15	107.4	108.7	87.7
7-Jan-15	108.5	110.5	87.7
23-Dec-14	113.8	114.9	87.7
10-Dec-14	116.3	118.2	90.5
26-Nov-14	125.7	128.9	92.9
12-Nov-14	126.3	129.4	92.9
29-Oct-14	126.3	129.4	90.8
15-Oct-14	127.1	130.2	90.8
1-Oct-14	128.9	132.0	85.6
17-Sep-14	131.0	134.1	85.6
3-Sep-14	133.4	136.5	84.5
20-Aug-14	134.4	137.6	84.5
6-Aug-14	134.7	137.8	84.5
23-Jul-14	134.7	137.8	77.7
9-Jul-14	134.7	137.8	92.9
25-Jun-14	134.7	137.8	88.7
11-Jun-14	133.4	136.5	88.2
28-May-14	134.4	137.6	92.4
14-May-14	134.4	137.6	88.2
30-Apr-14	134.4	137.6	86.1
16-Apr-14	134.4	137.6	86.6
2-Apr-14	133.9	137.0	97.1
19-Mar-14	133.9	135.7	102.9
5-Mar-14	133.6	136.0	102.9
19-Feb-14	134.9	138.1	117.6
5-Feb-14	132.8	136.0	111.3
Jan '14	133.0	136.1	91.5
Dec '13	132.6	135.8	88.7
Nov '13	131.9	135.1	87.0
Oct '13	128.5	131.6	87.8
Sep '13	129.2	131.8	85.1
Aug '13	128.6	131.3	83.7
Jul '13	127.7	130.5	83.5
Jun '13	128.5	131.1	83.8
May '13	129.9	132.6	85.3
Apr '13	130.3	132.9	86.1
Mar '13	132.3	135.0	87.0
Feb '13	130.7	133.5	85.1
Jan '13	128.4	132.0	83.7
Dec '12	128.9	132.3	81.4
Nov '12	128.1	131.5	85.3
Oct '12	130.3	133.7	82.4
Sep '12	129.7	132.4	84.1
Aug '12	123.3	126.7	80.3
Jul '12	122.7	126.1	88.0
Jun '12	125.5	128.9	83.5
May '12	130.6	134.0	87.7
Apr '12	131.8	135.2	92.2
Mar '12	131.2	134.6	92.7
Feb '12	130.8	134.2	94.9

Residential Heating Fuel Prices — Carmacks

	Furnace Oil	Arctic Stove Oil	Propane (500-gallon tank cost)
18-Feb-15	109.0	112.1	84.5
4-Feb-15	109.0	112.1	84.5
21-Jan-15	112.1	115.3	87.7
7-Jan-15	115.3	118.4	87.7
23-Dec-14	122.6	125.8	87.7
10-Dec-14	125.8	128.9	95.0
26-Nov-14	126.8	130.0	92.9
12-Nov-14	126.8	130.0	92.9
29-Oct-14	126.8	130.0	90.8
15-Oct-14	128.9	132.1	90.8
1-Oct-14	131.0	134.2	85.6
17-Sep-14	136.3	139.4	85.6
3-Sep-14	136.3	139.4	84.5
20-Aug-14	136.3	139.4	84.5
6-Aug-14	136.3	139.4	84.5
23-Jul-14	136.3	139.4	77.7
9-Jul-14	136.3	139.4	92.9
25-Jun-14	136.3	139.4	88.7
11-Jun-14	136.3	139.4	88.2
28-May-14	136.3	139.4	92.4
14-May-14	136.3	139.4	88.2
30-Apr-14	136.3	139.4	86.1
16-Apr-14	136.3	139.4	86.6
2-Apr-14	136.3	139.4	97.1
19-Mar-14	136.3	139.4	102.9
5-Mar-14	136.3	139.4	102.9
19-Feb-14	136.3	139.4	117.6
5-Feb-14	134.2	137.3	111.3
Jan '14	133.1	136.3	91.5
Dec '13	133.1	136.3	86.2
Nov '13	133.1	137.6	80.7
Oct '13	128.9	132.1	82.2
Sep '13	128.9	132.1	76.8
Aug '13	128.9	132.1	76.1
Jul '13	131.0	134.2	75.7
Jun '13	133.1	136.3	79.2
May '13	133.8	137.0	81.0
Apr '13	135.2	138.4	81.4
Mar '13	137.3	140.5	80.4
Feb '13	134.2	137.4	76.9
Jan '13	131.0	134.2	74.6
Dec '12	131.0	134.2	69.2
Nov '12	132.6	135.8	71.5
Oct '12	134.2	137.3	72.9
Sep '12	131.6	134.7	75.7
Aug '12	122.6	125.8	68.2
Jul '12	127.9	131.0	73.9
Jun '12	127.9	131.0	73.5
May '12	134.2	137.3	83.8
Apr '12	134.2	137.3	89.7
Mar '12	134.2	137.3	85.7
Feb '12	134.2	137.3	85.5

Residential Heating Fuel Prices — Dawson City

	Furnace Oil	Arctic Stove Oil	Propane (500-gallon tank cost)
18-Feb-15	114.5	114.4	84.5
4-Feb-15	114.5	114.4	84.5
21-Jan-15	117.6	119.0	87.7
7-Jan-15	120.8	127.1	87.7
23-Dec-14	128.1	134.4	87.7
10-Dec-14	131.3	134.4	95.0
26-Nov-14	132.3	135.5	92.9
12-Nov-14	132.3	135.5	92.9
29-Oct-14	132.3	135.5	90.8
15-Oct-14	134.4	137.6	90.8
1-Oct-14	136.5	139.7	85.6
17-Sep-14	141.8	144.9	85.6
3-Sep-14	141.8	144.9	84.5
20-Aug-14	141.8	144.9	84.5
6-Aug-14	141.8	144.9	84.5
23-Jul-14	141.8	144.9	77.7
9-Jul-14	141.8	144.9	92.9
25-Jun-14	141.8	144.9	88.7
11-Jun-14	141.8	144.9	88.2
28-May-14	141.8	144.9	92.4
14-May-14	141.8	144.9	88.2
30-Apr-14	141.8	144.9	86.1
16-Apr-14	141.8	144.9	86.6
2-Apr-14	141.8	144.9	97.1
19-Mar-14	141.8	144.9	102.9
5-Mar-14	141.8	144.9	102.9
19-Feb-14	141.8	144.9	117.6
5-Feb-14	139.7	142.8	111.3
Jan '14	138.6	141.8	91.5
Dec '13	138.6	141.8	86.2
Nov '13	138.6	141.8	80.7
Oct '13	134.4	137.6	82.2
Sep '13	134.4	137.6	76.8
Aug '13	134.4	137.6	76.1
Jul '13	136.5	139.7	75.7
Jun '13	138.6	141.8	80.7
May '13	139.3	142.5	82.8
Apr '13	140.7	139.8	85.6
Mar '13	142.8	139.7	85.3
Feb '13	139.7	137.6	85.0
Jan '13	136.5	136.0	82.5
Dec '12	136.5	136.0	76.8
Nov '12	138.1	136.9	78.5
Oct '12	139.7	138.5	76.3
Sep '12	137.1	138.7	79.6
Aug '12	128.1	138.1	77.7
Jul '12	133.4	140.7	73.9
Jun '12	133.4	139.7	80.4
May '12	139.7	142.7	93.6
Apr '12	139.7	141.9	98.0
Mar '12	139.7	139.4	92.8
Feb '12	139.7	138.6	91.7

Residential Heating Fuel Prices — Faro

	Furnace Oil	Arctic Stove Oil	Propane (500-gallon tank cost)
18-Feb-15	109.2	112.4	84.5
4-Feb-15	109.2	112.4	84.5
21-Jan-15	112.4	115.5	87.7
7-Jan-15	115.5	118.7	87.7
23-Dec-14	122.9	126.0	87.7
10-Dec-14	126.0	129.2	95.0
26-Nov-14	127.1	130.2	92.9
12-Nov-14	127.1	130.2	92.9
29-Oct-14	127.1	130.2	90.8
15-Oct-14	129.2	132.3	90.8
1-Oct-14	131.3	134.4	85.6
17-Sep-14	136.5	139.7	85.6
3-Sep-14	136.5	139.7	84.5
20-Aug-14	136.5	139.7	84.5
6-Aug-14	136.5	139.7	84.5
23-Jul-14	136.5	139.7	77.7
9-Jul-14	136.5	139.7	92.9
25-Jun-14	136.5	139.7	88.7
11-Jun-14	136.5	139.7	88.2
28-May-14	136.5	139.7	92.4
14-May-14	136.5	139.7	88.2
30-Apr-14	136.5	139.7	86.1
16-Apr-14	136.5	139.7	86.6
2-Apr-14	136.5	139.7	97.1
19-Mar-14	136.5	139.7	102.9
5-Mar-14	136.5	139.7	102.9
19-Feb-14	136.5	139.7	117.6
5-Feb-14	134.4	137.6	111.3
Jan '14	133.4	136.5	91.5
Dec '13	133.4	136.5	86.2
Nov '13	133.4	136.5	80.7
Oct '13	129.2	132.3	82.2
Sep '13	129.2	132.3	76.8
Aug '13	129.2	132.3	76.1
Jul '13	131.3	134.4	75.7
Jun '13	133.4	136.5	80.7
May '13	134.1	137.2	82.8
Apr '13	135.5	138.6	85.6
Mar '13	137.6	140.7	85.3
Feb '13	134.5	137.6	85.0
Jan '13	131.3	134.4	82.5
Dec '12	131.3	134.4	76.8
Nov '12	132.9	136.0	78.5
Oct '12	134.4	137.6	76.3
Sep '12	131.8	135.0	79.6
Aug '12	122.9	126.0	77.7
Jul '12	128.1	131.3	73.9
Jun '12	128.1	131.3	80.4
May '12	134.4	137.6	93.6
Apr '12	134.4	137.6	98.0
Mar '12	134.4	137.6	92.8
Feb '12	134.4	137.6	91.7

Residential Heating Fuel Prices — Haines Junction

	Furnace Oil	Arctic Stove Oil	Propane (500-gallon tank cost)
18-Feb-15	106.2	107.9	84.5
4-Feb-15	106.2	106.0	84.5
21-Jan-15	109.3	103.5	87.7
7-Jan-15	112.5	105.8	87.7
23-Dec-14	119.8	114.0	87.7
10-Dec-14	123.0	118.7	95.0
26-Nov-14	124.0	125.8	92.9
12-Nov-14	124.0	127.2	92.9
29-Oct-14	124.0	127.1	90.8
15-Oct-14	126.1	127.4	90.8
1-Oct-14	128.2	130.3	85.6
17-Sep-14	133.5	132.4	85.6
3-Sep-14	133.5	130.8	84.5
20-Aug-14	133.5	134.5	84.5
6-Aug-14	133.5	132.9	84.5
23-Jul-14	133.5	132.9	77.7
9-Jul-14	133.5	132.9	92.9
25-Jun-14	133.5	132.9	88.7
11-Jun-14	133.5	134.5	88.2
28-May-14	133.5	134.5	92.4
14-May-14	133.5	134.5	88.2
30-Apr-14	133.5	133.7	86.1
16-Apr-14	133.5	133.7	86.6
2-Apr-14	133.5	133.9	97.1
19-Mar-14	133.5	133.9	102.9
5-Mar-14	133.5	133.9	102.9
19-Feb-14	133.5	133.4	117.6
5-Feb-14	131.4	131.8	111.3
Jan '14	130.3	130.0	91.5
Dec '13	130.3	126.3	86.2
Nov '13	130.3	126.4	80.7
Oct '13	126.1	124.1	82.2
Sep '13	126.1	127.2	76.8
Aug '13	126.1	122.4	76.1
Jul '13	128.2	123.5	75.7
Jun '13	130.3	124.5	79.2
May '13	131.0	131.0	81.0
Apr '13	132.4	136.3	81.4
Mar '13	134.5	136.6	80.4
Feb '13	131.4	132.1	76.9
Jan '13	128.2	129.5	74.6
Dec '12	128.2	128.6	69.2
Nov '12	129.8	128.8	71.5
Oct '12	131.4	131.3	72.9
Sep '12	128.8	130.7	75.7
Aug '12	120.3	123.0	68.2
Jul '12	125.1	124.8	73.9
Jun '12	125.1	128.2	73.5
May '12	131.4	133.2	83.8
Apr '12	131.4	134.5	89.7
Mar '12	131.4	134.5	85.7
Feb '12	131.4	131.9	85.5

Residential Heating Fuel Prices — Mayo

	Furnace Oil	Arctic Stove Oil	Propane (500-gallon tank cost)
18-Feb-15	119.0	117.8	84.5
4-Feb-15	119.0	117.8	84.5
21-Jan-15	116.3	114.1	87.7
7-Jan-15	118.8	119.3	87.7
23-Dec-14	126.8	127.8	87.7
10-Dec-14	132.6	141.8	90.5
26-Nov-14	140.3	140.3	92.9
12-Nov-14	140.3	140.3	92.9
29-Oct-14	140.3	140.3	90.8
15-Oct-14	142.4	142.4	90.8
1-Oct-14	144.5	144.5	85.6
17-Sep-14	149.7	149.7	85.6
3-Sep-14	149.7	149.7	84.5
20-Aug-14	149.7	149.7	84.5
6-Aug-14	149.7	149.7	84.5
23-Jul-14	149.7	149.7	77.7
9-Jul-14	149.7	149.7	92.9
25-Jun-14	149.7	149.7	88.7
11-Jun-14	149.7	149.7	88.2
28-May-14	149.7	149.7	92.4
14-May-14	149.7	149.7	88.2
30-Apr-14	149.7	149.7	86.1
16-Apr-14	149.7	149.7	86.6
2-Apr-14	149.7	149.7	97.1
19-Mar-14	149.7	149.7	102.9
5-Mar-14	149.7	149.7	102.9
19-Feb-14	149.7	149.7	117.6
5-Feb-14	147.6	147.6	111.3
Jan '14	146.6	146.6	91.5
Dec '13	146.6	146.6	86.2
Nov '13	143.4	146.6	80.7
Oct '13	139.2	142.4	82.2
Sep '13	139.2	142.4	76.8
Aug '13	139.2	142.4	76.1
Jul '13	141.3	144.5	75.7
Jun '13	143.4	146.6	80.7
May '13	144.1	147.3	82.8
Apr '13	145.5	148.7	85.6
Mar '13	147.6	150.8	85.3
Feb '13	144.5	147.7	85.0
Jan '13	141.3	144.5	82.5
Dec '12	141.3	144.5	76.8
Nov '12	142.9	146.1	78.5
Oct '12	144.5	147.6	76.3
Sep '12	141.9	145.0	79.6
Aug '12	132.9	136.1	77.7
Jul '12	138.2	141.3	73.9
Jun '12	138.2	141.3	80.4
May '12	144.5	147.6	93.6
Apr '12	144.5	147.6	98.0
Mar '12	144.5	147.6	92.8
Feb '12	144.5	147.6	91.7

Residential Heating Fuel Prices — Ross River

	Furnace Oil	Arctic Stove Oil	Propane (500-gallon tank cost)
18-Feb-15	110.3	113.4	84.5
4-Feb-15	110.3	113.4	84.5
21-Jan-15	113.4	116.6	87.7
7-Jan-15	116.6	119.7	87.7
23-Dec-14	123.9	127.1	87.7
10-Dec-14	127.1	130.2	95.0
26-Nov-14	128.1	131.3	92.9
12-Nov-14	128.1	131.3	92.9
29-Oct-14	128.1	131.3	90.8
15-Oct-14	130.2	133.4	90.8
1-Oct-14	132.3	135.5	85.6
17-Sep-14	137.6	140.7	85.6
3-Sep-14	137.6	140.7	84.5
20-Aug-14	137.6	140.7	84.5
6-Aug-14	137.6	140.7	84.5
23-Jul-14	137.6	140.7	77.7
9-Jul-14	137.6	140.7	92.9
25-Jun-14	137.6	140.7	88.7
11-Jun-14	137.6	140.7	88.2
28-May-14	137.6	140.7	92.4
14-May-14	137.6	140.7	88.2
30-Apr-14	137.6	140.7	86.1
16-Apr-14	137.6	140.7	86.6
2-Apr-14	137.6	140.7	97.1
19-Mar-14	137.6	140.7	102.9
5-Mar-14	137.6	140.7	102.9
19-Feb-14	137.6	140.7	117.6
5-Feb-14	135.5	138.6	111.3
Jan '14	134.4	137.6	91.5
Dec '13	134.4	137.6	86.2
Nov '13	134.4	137.6	80.7
Oct '13	130.2	133.4	82.2
Sep '13	130.2	133.4	76.8
Aug '13	130.2	133.4	76.1
Jul '13	132.3	135.5	75.7
Jun '13	134.4	137.6	80.7
May '13	135.1	138.3	82.8
Apr '13	136.5	139.7	85.6
Mar '13	138.6	141.8	85.3
Feb '13	135.5	138.7	85.0
Jan '13	132.3	135.5	82.5
Dec '12	132.3	135.5	76.8
Nov '12	133.9	137.1	78.5
Oct '12	135.5	138.6	76.3
Sep '12	132.9	136.0	79.6
Aug '12	123.9	127.1	77.7
Jul '12	129.2	132.3	73.9
Jun '12	129.2	132.3	80.4
May '12	135.5	138.6	93.6
Apr '12	135.5	138.6	98.0
Mar '12	135.5	138.6	92.8
Feb '12	135.5	138.6	91.7

Residential Heating Fuel Prices — Tagish & Teslin

	Tagish		
	Furnace Oil	Arctic Stove Oil	Propane (500-gallon tank cost)
18-Feb-15	108.3	115.3	-
4-Feb-15	108.3	111.8	-
21-Jan-15	-	112.3	-
7-Jan-15	-	136.5	-

23-Dec-14	-	136.5	-
10-Dec-14	-	136.5	-
26-Nov-14	-	142.8	-
12-Nov-14	-	142.8	-
29-Oct-14	-	142.8	-
15-Oct-14	-	149.1	-
1-Oct-14	-	149.1	-
17-Sep-14	-	149.1	-
3-Sep-14	-	149.1	-
20-Aug-14	-	149.1	-
6-Aug-14	-	149.1	-
23-Jul-14	-	149.1	-
9-Jul-14	-	149.1	-
25-Jun-14	-	149.1	-
11-Jun-14	-	149.1	-
28-May-14	-	149.1	-
14-May-14	-	149.1	-
30-Apr-14	-	149.1	-
16-Apr-14	-	149.1	-
2-Apr-14	-	149.1	-
19-Mar-14	-	149.1	-
5-Mar-14	-	146.0	-
19-Feb-14	-	146.0	-
5-Feb-14	-	146.0	-

Jan '14	-	143.9	-
---------	---	-------	---

Dec '13	-	140.2	-
Nov '13	-	136.5	-
Oct '13	-	136.5	-
Sep '13	-	136.5	-
Aug '13	-	136.5	-
Jul '13	-	136.5	-
Jun '13	-	136.5	-
May '13	-	136.5	-
Apr '13	-	136.5	-
Mar '13	-	136.5	-
Feb '13	-	136.5	-
Jan '13	-	136.5	-

Dec '12	-	136.5	-
Nov '12	-	134.4	-
Oct '12	-	134.4	-
Sep '12	-	134.4	-
Aug '12	-	129.2	-
Jul '12	-	136.5	-
Jun '12	-	136.5	-
May '12	-	136.5	-
Apr '12	-	136.5	-
Mar '12	-	136.5	-
Feb '12	-	136.5	-

	Teslin		
	Furnace Oil	Arctic Stove Oil	Propane (500-gallon tank cost)
18-Feb-15	109.0	110.3	84.5
4-Feb-15	109.0	110.3	84.5
21-Jan-15	112.2	112.2	87.7
7-Jan-15	115.4	118.5	87.7

23-Dec-14	122.7	125.9	87.7
10-Dec-14	125.9	129.0	95.0
26-Nov-14	126.9	130.1	92.9
12-Nov-14	126.9	130.1	92.9
29-Oct-14	126.9	130.1	90.8
15-Oct-14	129.0	132.2	90.8
1-Oct-14	131.1	134.3	85.6
17-Sep-14	136.4	139.5	85.6
3-Sep-14	136.4	139.5	84.5
20-Aug-14	136.4	139.5	84.5
6-Aug-14	136.4	139.5	84.5
23-Jul-14	136.4	139.5	77.7
9-Jul-14	136.4	139.5	92.9
25-Jun-14	136.4	139.5	88.7
11-Jun-14	136.4	139.4	88.2
28-May-14	136.4	139.4	92.4
14-May-14	136.4	139.4	88.2
30-Apr-14	136.4	139.4	86.1
16-Apr-14	136.4	139.4	86.6
2-Apr-14	136.4	139.4	97.1
19-Feb-14	136.4	139.4	102.9
5-Feb-14	136.4	139.4	102.9
19-Feb-14	136.4	139.4	117.6
5-Feb-14	134.3	137.3	111.3

Jan '14	133.2	136.3	91.5
---------	-------	-------	------

Dec '13	133.2	136.3	86.2
Nov '13	133.0	136.1	80.7
Oct '13	128.6	131.8	82.2
Sep '13	128.1	131.3	76.8
Aug '13	126.6	129.7	76.1
Jul '13	130.7	133.9	75.7
Jun '13	133.1	136.3	79.2
May '13	131.7	134.9	81.0
Apr '13	132.1	135.3	81.4
Mar '13	137.3	140.5	80.4
Feb '13	132.4	135.6	76.9
Jan '13	129.8	132.7	71.9

Dec '12	129.8	132.7	69.2
Nov '12	132.6	135.8	71.5
Oct '12	134.2	135.4	72.9
Sep '12	131.6	134.7	75.7
Aug '12	121.1	124.3	68.2
Jul '12	125.1	128.2	73.9
Jun '12	124.8	127.9	73.5
May '12	132.1	135.2	83.8
Apr '12	131.4	134.5	89.7
Mar '12	134.2	137.3	85.7
Feb '12	130.6	133.7	85.5

Residential Heating Fuel Prices — Watson Lake

	Furnace Oil	Arctic Stove Oil	Propane (500-gallon tank cost)
18-Feb-15	117.9	119.1	84.5
4-Feb-15	116.6	118.2	84.5
21-Jan-15	113.8	116.6	87.7
7-Jan-15	117.6	120.4	87.7
23-Dec-14	125.0	127.7	87.7
10-Dec-14	130.1	132.9	95.0
26-Nov-14	134.1	136.9	92.9
12-Nov-14	139.7	142.5	92.9
29-Oct-14	133.7	136.5	90.8
15-Oct-14	134.7	137.5	90.8
1-Oct-14	134.4	137.2	85.6
17-Sep-14	137.9	140.7	85.6
3-Sep-14	138.4	141.2	84.5
20-Aug-14	137.8	140.6	84.5
6-Aug-14	138.8	141.5	84.5
23-Jul-14	137.8	140.6	77.7
9-Jul-14	137.8	140.6	92.9
25-Jun-14	140.6	143.4	88.7
11-Jun-14	139.7	142.5	88.2
28-May-14	142.1	143.6	92.4
14-May-14	147.0	149.8	88.2
30-Apr-14	144.6	147.4	86.1
16-Apr-14	145.1	147.9	86.6
2-Apr-14	143.6	146.4	97.1
19-Mar-14	144.1	146.6	102.9
5-Mar-14	147.4	150.2	102.9
19-Feb-14	147.5	150.3	117.6
5-Feb-14	145.5	148.3	111.3

	Furnace Oil	Arctic Stove Oil	Propane (500-gallon tank cost)
Jan '14	144.6	147.3	91.5

Dec '13	146.4	149.0	86.2
Nov '13	139.7	142.5	80.7
Oct '13	136.1	138.9	82.2
Sep '13	133.9	136.7	76.8
Aug '13	131.8	134.6	76.1
Jul '13	132.2	135.0	75.7
Jun '13	132.2	135.0	75.7
Jul '13	132.2	135.0	75.7
Jun '13	132.9	135.7	79.2
May '13	134.4	137.2	81.0
Apr '13	135.9	138.7	81.4
Mar '13	138.5	141.3	80.4
Feb '13	138.1	140.9	76.9
Jan '13	133.7	136.5	74.6

Dec '12	134.0	136.7	69.2
Nov '12	132.0	134.8	71.5
Oct '12	133.1	137.0	72.9
Sep '12	131.4	135.9	75.7
Aug '12	125.3	128.6	68.2
Jul '12	127.1	132.1	73.9
Jun '12	125.5	128.7	73.5
May '12	132.5	135.1	83.8
Apr '12	136.3	139.4	89.7
Mar '12	134.2	137.3	85.7
Feb '12	130.0	133.1	85.5

Information collected by Yukon Bureau of Statistics
for the Department of Energy, Mines and Resources.

Next release: March 19th, 2015



Additional information:
Government of Yukon
Executive Council Office
Bureau of Statistics (A-8C)
Box 2703, Whitehorse, Yukon Y1A 2C6
Telephone: (867) 667-5640; Fax: (867) 393-6203
Email: ybsinfo@gov.yk.ca
website: <http://www.eco.gov.yk.ca/stats/>