

1

Retail Motor Fuel Prices in the Yukon

Average prices as of January 28th, 2009

	Self-serve		
	regular	premium	diesel
Whitehorse	86.2	92.5	106.3
Beaver Creek	95.9	100.9	116.9
Carcross	99.9	109.9	119.9
Carmacks	95.4	102.9	115.9
Dawson City	114.0	146.0	138.3
Destruction Bay	92.9	97.9	113.9
Haines Junction	90.9	95.9	111.9
Mayo	106.0	113.0	131.5
Pelly Crossing	102.9	-	119.9
Ross River	121.9	-	169.9
Tagish	99.9	99.8	116.4
Teslin	86.9	89.9	108.4
Watson Lake	99.9	108.9	106.9

	Full-serve			
	regular	premium	diesel	propane
Whitehorse	89.3	99.7	109.4	90.8
Dawson City	-	-	-	115.0
Destruction Bay	-	-	-	155.9
Haines Junction	90.9	-	108.9	108.9
Mayo	112.9	-	135.9	129.0
Tagish	-	-	-	98.0
Teslin	-	-	-	115.9
Watson Lake	-	-	159.9	126.4

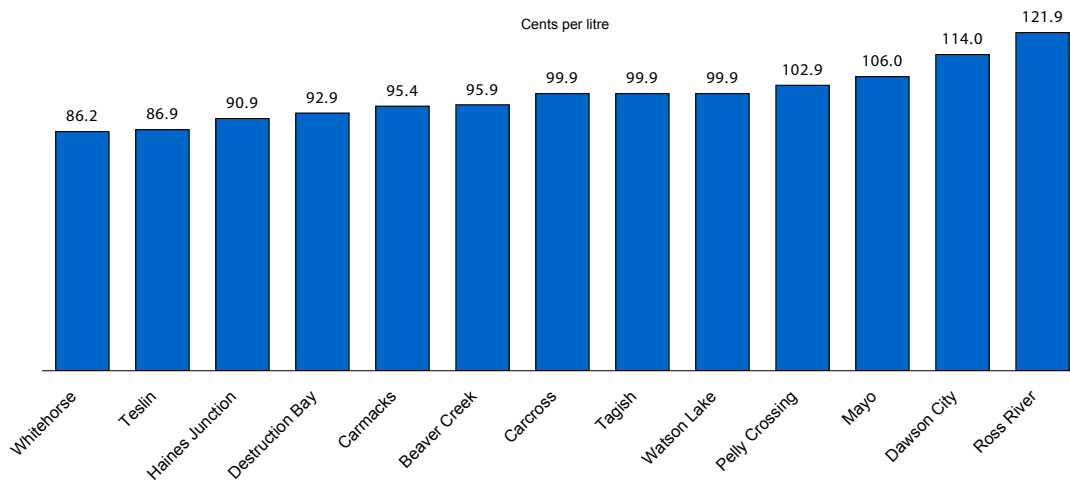
Note: All prices are Canadian cents per litre, including all applicable taxes.
 “-” Indicates this service is not available in this community at this time.

Current average gasoline prices for regular self-serve in the Yukon range from 86.2¢ per litre in Whitehorse to 121.9¢ per litre in Ross River. The price for premium self-serve ranges from 89.9¢ per litre in Teslin to 146.0¢ per litre in Dawson City. The lowest price for self-serve diesel is in Whitehorse—106.3¢ per litre.

For full-serve regular gasoline, the average price ranges from 89.3¢ per litre in Whitehorse to 112.9¢ per litre in Mayo. The price for full-serve diesel ranges from 108.9¢ per litre in Haines Junction to 159.9¢ per litre in Watson Lake. In Haines Junction, full-serve diesel was cheaper than self-serve diesel.

Whitehorse has the lowest price for propane, at 90.8¢ per litre, while Destruction Bay has the highest, at 155.9¢ per litre.

**Average Retail Gasoline Prices
 Regular Self-serve — January 28th, 2009**



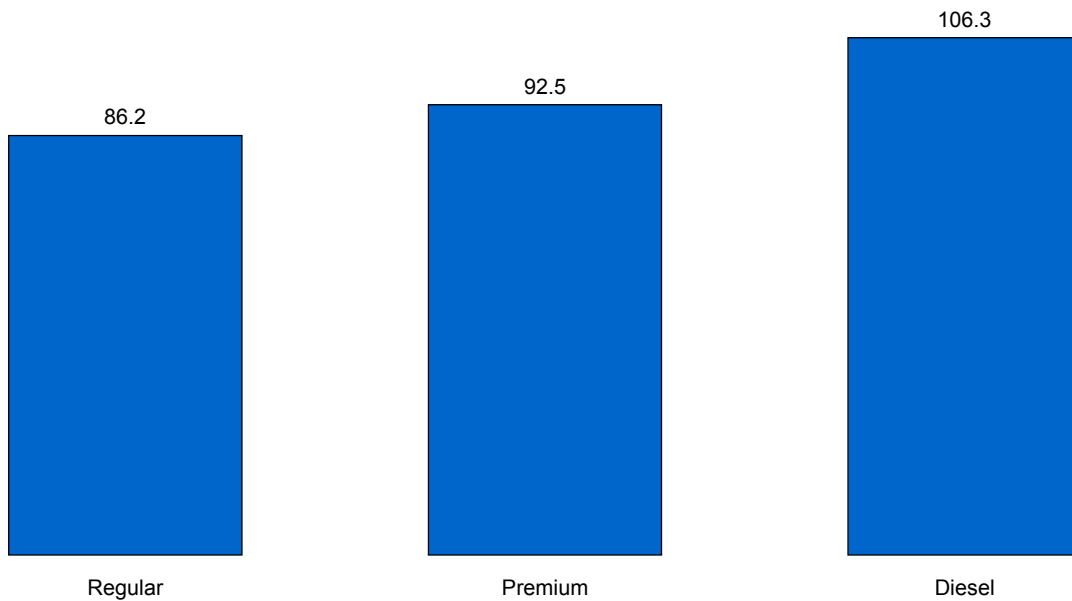
2

Retail Motor Fuel Prices — Whitehorse

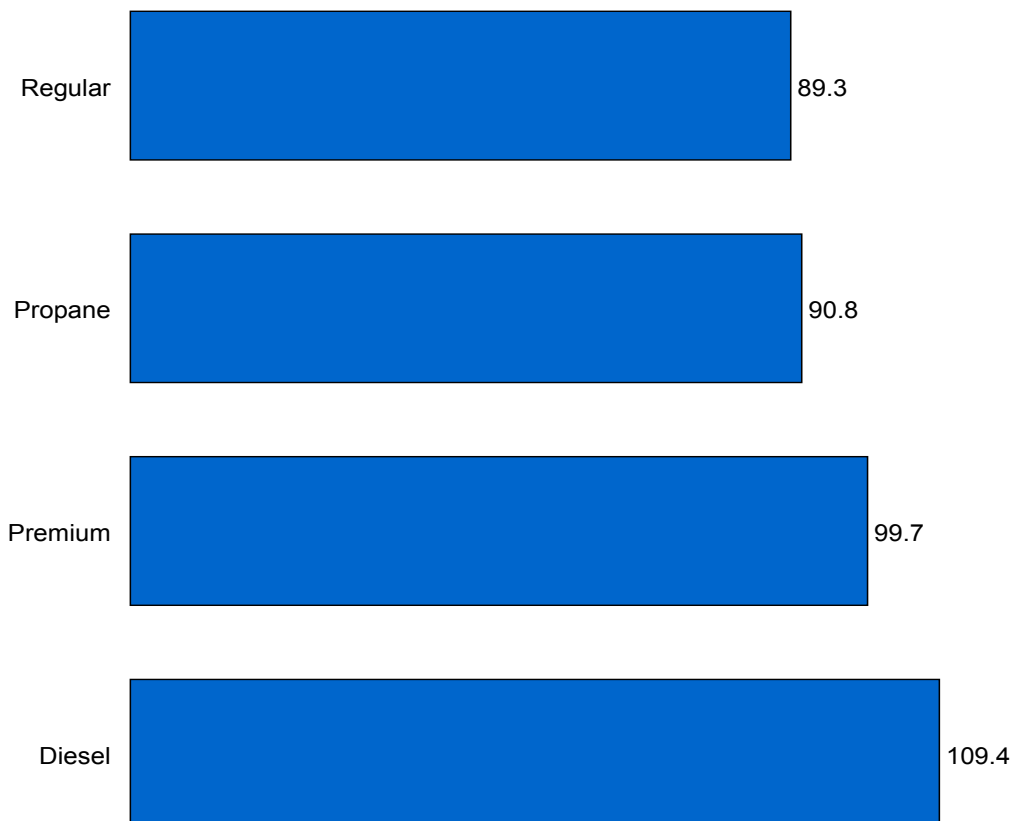
	Self-serve				Full-serve				
	regular	mid-grade	premium	diesel	regular	mid-grade	premium	diesel	propane
28-Jan-09	86.2	-	92.5	106.3	89.3	-	99.7	109.4	90.8
14-Jan-09	85.4	-	92.9	105.8	87.3	-	97.7	108.4	88.1
31-Dec-08	86.8	-	93.9	109.1	88.8	-	98.9	112.4	88.1
17-Dec-08	89.1	-	96.1	110.0	89.8	-	106.4	117.4	88.1
3-Dec-08	93.6	-	100.8	117.8	97.1	-	112.2	128.7	89.3
19-Nov-08	103.7	-	110.3	126.7	108.3	-	126.9	135.7	93.9
5-Nov-08	110.6	-	116.8	132.0	112.0	-	129.4	141.9	96.4
22-Oct-08	121.5	-	130.0	137.5	127.1	-	137.9	140.2	94.9
8-Oct-08	130.8	-	137.2	140.8	136.3	-	142.7	146.2	100.9
24-Sep-08	139.7	-	145.3	142.1	142.8	-	147.6	148.3	102.4
10-Sep-08	139.4	-	145.5	143.5	141.5	-	146.9	147.6	102.4
27-Aug-08	140.0	-	146.4	145.8	141.4	-	146.6	148.3	102.6
13-Aug-08	141.0	-	146.8	148.3	144.8	-	150.6	155.2	106.2
30-Jul-08	144.4	-	150.2	152.6	144.8	-	150.6	155.2	107.3
16-Jul-08	146.1	-	151.4	154.7	146.4	-	152.6	157.6	106.3
2-Jul-08	144.9	-	151.0	150.6	145.8	-	151.9	151.2	104.9
18-Jun-08	144.3	-	150.3	148.7	145.1	-	151.2	150.6	105.2
4-Jun-08	141.0	-	146.3	146.8	140.8	-	146.9	146.9	100.9
21-May-08	137.2	-	142.8	141.9	137.8	-	144.9	142.2	101.9
7-May-08	136.3	-	142.1	140.8	137.8	-	144.9	142.2	101.6
22-Apr-08	126.6	-	132.8	135.4	126.4	-	132.6	137.6	94.9
9-Apr-08	120.6	-	126.9	132.0	120.8	-	128.9	136.6	92.6
26-Mar-08	120.2	-	126.2	129.5	120.8	-	128.9	130.6	92.6
12-Mar-08	120.2	-	125.8	123.6	120.1	-	128.2	125.2	92.6
27-Feb-08	115.6	-	121.7	120.0	117.1	-	124.9	122.6	92.6
13-Feb-08	115.6	-	121.6	119.1	117.8	-	125.6	121.9	92.6
30-Jan-08	115.6	-	121.6	119.1	117.8	-	125.6	121.9	92.6
16-Jan-08	115.8	-	121.4	119.4	117.4	-	125.6	118.6	92.6
2-Jan-08	115.8	-	121.2	120.3	117.4	-	125.6	121.9	90.2
December '07	116.2	-	122.1	119.9	117.8	-	128.9	123.2	90.2
November '07	115.6	-	122.2	113.0	117.1	-	127.9	115.1	85.3
October '07	116.4	-	122.5	109.1	119.1	-	128.9	113.3	86.3
September '07	119.9	-	124.0	109.1	122.4	-	127.9	111.9	82.3
August '07	119.8	-	124.9	108.9	121.8	-	127.7	111.9	80.9
July '07	119.8	-	124.9	108.5	121.8	-	125.9	111.9	80.9
June '07	120.1	-	124.9	107.7	121.8	-	128.6	111.9	80.9
May '07	115.3	-	120.2	108.2	116.5	-	124.1	112.8	80.9
April '07	104.6	-	109.9	104.5	105.5	-	116.1	109.2	80.0
March '07	104.7	-	110.6	106.3	104.8	-	114.7	108.8	79.9
February '07	97.4	-	102.8	103.1	97.8	-	110.1	102.9	79.2
January '07	99.1	-	105.1	106.3	98.9	-	108.6	102.9	78.9
December '06	97.8	-	104.5	101.0	97.7	-	109.8	103.6	71.9
November '06	96.2	-	103.0	98.6	96.4	-	108.1	102.2	64.7
October '06	99.1	-	105.9	99.9	100.1	-	114.0	104.3	76.5
September '06	110.5	117.2	116.7	110.4	111.6	118.9	124.2	117.6	83.2
August '06	119.7	124.1	125.7	114.0	121.8	124.4	130.1	117.2	84.6
July '06	116.0	120.8	122.8	110.7	119.4	122.9	127.5	112.6	83.4
June '06	113.6	119.9	121.8	109.7	118.2	122.9	127.5	110.3	82.9
May '06	114.4	118.6	122.1	108.7	118.2	122.9	127.5	110.6	82.9
April '06	117.1	123.2	123.0	108.5	119.8	123.2	127.5	114.2	81.2
March '06	101.6	106.3	109.2	101.8	102.6	107.2	111.9	102.3	80.2
February '06	105.6	109.9	111.9	105.1	105.8	109.4	114.1	112.1	82.1
January '06	105.7	110.0	112.0	108.1	105.8	109.4	114.1	113.9	83.2

Retail Motor Fuel Prices — Whitehorse

**Average Self-serve, as of January 28th, 2009
(cents per litre)**



**Average Full-serve, as of January 28th, 2009
(cents per litre)**



3

Retail Motor Fuel Prices — Carmacks

	Self-serve			Full-serve
	regular	premium	diesel	propane
28-Jan-09	95.4	102.9	115.9	-
14-Jan-09	92.9	99.9	115.9	-
31-Dec-08	92.9	108.9	115.9	-
17-Dec-08	92.9	117.9	126.9	-
3-Dec-08	102.9	112.9	128.9	-
19-Nov-08	115.9	124.4	144.9	-
5-Nov-08	129.9	138.4	147.4	-
22-Oct-08	144.9	156.4	156.9	-
8-Oct-08	149.9	159.4	159.9	-
24-Sep-08	153.9	160.9	162.4	-
10-Sep-08	153.9	160.9	162.4	-
27-Aug-08	153.9	160.9	162.4	-
13-Aug-08	153.9	160.9	162.4	-
30-Jul-08	159.4	168.4	169.9	-
16-Jul-08	158.9	168.9	169.9	-
2-Jul-08	153.9	161.4	158.9	-
18-Jun-08	153.9	160.4	161.9	-
4-Jun-08	149.9	156.9	159.9	-
21-May-08	145.9	153.5	149.9	-
7-May-08	139.9	146.9	147.9	-
22-Apr-08	129.9	137.4	142.4	-
9-Apr-08	129.9	137.4	142.4	-
26-Mar-08	129.9	139.4	142.4	115.0
12-Mar-08	129.9	139.4	142.4	115.0
27-Feb-08	125.9	134.9	137.9	102.0
13-Feb-08	125.9	134.9	137.9	102.0
30-Jan-08	125.9	134.9	137.9	97.0
16-Jan-08	125.9	134.9	137.9	97.0
2-Jan-08	125.9	134.9	137.9	97.0
December '07	125.9	134.9	135.9	98.0
November '07	122.9	131.7	128.7	93.5
October '07	125.9	135.4	122.9	97.0
September '07	125.9	135.4	121.4	97.0
August '07	125.6	135.4	121.4	97.0
July '07	125.4	135.4	120.7	96.5
June '07	129.9	138.9	121.4	96.0
May '07	129.9	137.2	121.4	92.0
April '07	119.9	126.4	119.9	91.5
March '07	115.4	122.7	112.7	93.5
February '07	106.9	116.4	111.9	94.0
January '07	115.9	132.4	111.4	94.0
December '06	109.9	128.9	111.4	94.0
November '06	109.9	119.9	110.2	94.0
October '06	109.9	119.9	107.7	94.0
September '06	115.9	124.7	118.9	93.5
August '06	127.6	136.4	126.4	93.0
July '06	127.9	135.9	121.2	93.0
June '06	129.9	138.9	123.9	94.0
May '06	129.9	138.2	123.9	93.5
April '06	122.4	132.2	115.9	93.0
March '06	107.1	115.2	111.4	93.0
February '06	108.9	117.9	114.7	93.0
January '06	108.9	117.9	115.9	93.0

4

Retail Motor Fuel Prices — Dawson City

	Self-serve			Full-serve		
	regular	premium	diesel	regular	diesel	propane
28-Jan-09	114.0	146.0	138.3	-	-	115.0
14-Jan-09	122.5	152.7	144.5	-	-	118.0
31-Dec-08	125.0	152.7	147.0	-	-	118.0
17-Dec-08	127.0	159.5	149.7	-	-	N/A
3-Dec-08	141.3	155.0	154.3	-	-	120.0
19-Nov-08	147.6	158.3	160.0	-	-	120.0
5-Nov-08	151.3	161.9	160.2	-	-	120.0
22-Oct-08	155.0	161.9	165.4	-	-	120.0
8-Oct-08	164.6	174.1	169.4	-	-	120.0
24-Sep-08	168.6	173.6	169.5	-	-	120.0
10-Sep-08	168.6	173.7	171.2	-	-	120.0
27-Aug-08	168.4	173.4	171.5	-	-	126.0
13-Aug-08	171.7	176.9	176.0	-	-	126.0
30-Jul-08	170.9	177.2	177.0	-	-	126.9
16-Jul-08	170.9	174.5	177.0	-	-	126.0
2-Jul-08	167.7	174.2	173.0	-	-	126.0
18-Jun-08	165.9	172.5	172.0	-	-	121.0
4-Jun-08	163.1	168.7	170.7	-	-	121.0
21-May-08	161.3	165.7	166.2	-	-	121.0
7-May-08	159.7	163.6	161.2	-	-	121.0
22-Apr-08	152.2	155.8	158.6	-	-	121.0
9-Apr-08	145.2	149.0	151.0	-	-	113.0
26-Mar-08	145.7	148.0	147.0	-	-	99.9
12-Mar-08	140.8	148.1	139.2	-	-	99.9
27-Feb-08	140.1	146.7	138.2	-	-	99.9
13-Feb-08	140.1	146.7	138.2	-	-	99.9
30-Jan-08	139.7	146.7	138.3	-	-	99.9
16-Jan-08	139.7	146.7	138.3	-	-	99.9
2-Jan-08	139.4	147.2	139.0	-	-	99.9
December '07	138.3	146.6	137.7	-	-	99.9
November '07	139.7	147.3	136.1	-	-	99.9
October '07	139.7	147.3	135.0	-	-	99.9
September '07	140.4	147.5	134.1	-	-	99.9
August '07	140.8	147.5	134.5	-	-	99.9
July '07	141.1	147.5	134.6	-	-	97.9
June '07	142.1	147.2	133.9	-	-	97.9
May '07	140.1	146.9	134.2	-	-	97.9
April '07	132.6	140.1	131.1	-	-	97.9
March '07	125.1	132.8	130.5	-	-	97.9
February '07	121.9	129.1	129.1	-	-	97.9
January '07	122.0	127.9	126.8	-	-	97.9
December '06	119.3	123.6	120.1	-	-	97.9
November '06	119.8	124.3	120.8	-	-	98.2
October '06	122.5	127.3	122.8	-	-	98.5
September '06	130.3	135.1	129.1	-	-	98.5
August '06	136.5	142.2	130.8	-	-	98.5
July '06	134.4	139.8	129.2	-	-	98.2
June '06	133.7	139.1	129.0	131.5	130.0	96.8
May '06	133.5	139.2	130.3	129.0	126.0	95.0
April '06	133.6	139.6	128.8	125.0	123.0	94.0
March '06	121.9	128.4	125.6	119.0	120.0	86.5
February '06	123.2	129.2	126.2	117.0	126.5	86.5
January '06	123.2	129.1	126.0	110.0	125.0	86.5

5

Retail Motor Fuel Prices — Haines Junction

	Self-serve			Full-serve		
	regular	premium	diesel	regular	diesel	propane
28-Jan-09	90.9	95.9	111.9	90.9	108.9	108.9
14-Jan-09	90.9	95.9	111.9	90.9	116.9	108.9
31-Dec-08	90.9	95.9	111.9	94.9	116.9	108.9
17-Dec-08	94.9	99.9	116.9	94.9	116.9	108.9
3-Dec-08	99.9	104.9	121.9	99.9	131.9	108.9
19-Nov-08	107.9	112.9	127.9	117.9	134.9	108.9
5-Nov-08	115.9	129.0	131.9	126.9	139.9	108.9
22-Oct-08	124.0	128.9	141.5	135.9	142.9	108.9
8-Oct-08	145.7	152.6	147.3	135.9	142.9	108.9
24-Sep-08	146.0	153.5	147.3	142.9	147.9	108.9
10-Sep-08	147.3	155.9	150.9	142.9	147.9	108.9
27-Aug-08	151.5	160.9	155.0	142.9	149.9	108.9
13-Aug-08	151.7	161.2	155.9	142.9	149.9	108.9
30-Jul-08	153.9	162.2	160.2	149.9	158.9	108.9
16-Jul-08	155.2	163.9	160.7	149.9	158.9	108.9
2-Jul-08	153.0	162.6	159.0	146.9	156.9	108.9
18-Jun-08	145.9	155.2	153.9	140.9	151.9	105.9
4-Jun-08	145.9	155.2	149.4	140.9	151.9	105.9
21-May-08	145.7	154.9	149.2	140.9	151.9	105.9
7-May-08	133.7	143.2	143.2	130.9	135.9	105.9
22-Apr-08	125.3	133.7	137.6	122.9	131.9	105.9
9-Apr-08	124.0	132.5	127.3	117.9	120.9	92.9
26-Mar-08	124.0	132.5	123.6	117.9	120.9	92.9
12-Mar-08	117.5	122.9	121.5	117.9	120.9	92.9
27-Feb-08	117.9	122.9	120.9	117.9	120.9	92.9
13-Feb-08	117.5	122.9	121.5	117.9	120.9	92.9
30-Jan-08	117.5	122.9	121.5	117.9	120.9	92.9
16-Jan-08	117.5	122.9	121.5	117.9	120.9	92.9
2-Jan-08	117.5	122.9	121.5	117.9	120.9	92.9
December '07	121.3	130.4	122.9	117.9	116.9	92.9
November '07	122.4	130.4	119.4	117.9	116.9	83.9
October '07	122.6	131.6	119.3	120.4	116.9	83.9
September '07	125.0	133.8	119.4	122.9	116.9	83.9
August '07	125.7	134.6	119.4	122.9	116.9	83.9
July '07	125.7	134.6	119.4	122.9	116.9	83.9
June '07	124.2	133.6	118.8	122.9	116.9	79.5
May '07	119.3	128.8	117.9	119.9	116.9	79.5
April '07	108.2	115.9	109.3	114.4	115.4	79.5
March '07	106.7	114.4	108.6	108.9	110.4	79.5
February '07	106.4	114.2	111.3	105.9	115.9	79.5
January '07	106.0	113.9	107.0	105.9	115.9	79.5
December '06	106.0	113.9	106.0	105.9	105.9	79.5
November '06	106.9	114.9	107.9	105.9	105.9	79.5
October '06	116.9	124.1	117.9	105.9	105.9	79.5
September '06	125.5	133.2	118.2	114.9	114.9	79.5
August '06	121.2	128.3	115.0	125.2	116.6	79.5
July '06	120.4	127.4	114.3	119.9	114.4	79.5
June '06	118.7	128.9	115.4	119.9	114.4	79.5
May '06	120.7	127.7	115.7	117.9	112.9	79.5
April '06	107.9	115.4	111.9	118.9	112.9	79.5
March '06	110.4	116.9	110.4	116.9	111.4	79.5
February '06	110.9	116.9	110.9	105.9	105.9	79.5
January '06	110.9	116.9	110.9	110.9	109.4	79.5
				110.9	107.9	79.5

6

Retail Motor Fuel Prices — Mayo

	Self-serve			Full-serve			
	regular	premium	diesel	regular	premium	diesel	propane
28-Jan-09	106.0	113.0	131.5	112.9	-	135.9	129.0
14-Jan-09	111.0	113.0	131.5	112.9	-	135.9	129.0
31-Dec-08	115.0	N/A	138.0	112.9	-	135.9	129.0
17-Dec-08	123.5	123.0	147.5	112.9	-	135.9	129.0
3-Dec-08	132.5	141.0	147.5	138.9	-	160.9	129.0
19-Nov-08	137.0	141.0	151.5	138.9	-	160.9	129.0
5-Nov-08	151.5	157.0	156.5	138.9	-	160.9	129.0
22-Oct-08	155.5	157.0	158.0	153.9	-	166.9	129.0
8-Oct-08	161.0	167.0	158.0	166.9	-	166.9	129.0
24-Sep-08	162.5	167.0	159.5	169.9	-	169.9	129.0
10-Sep-08	162.5	167.0	159.5	166.9	-	166.9	129.0
27-Aug-08	164.5	167.0	161.5	169.9	-	188.3	129.0
13-Aug-08	166.5	172.0	164.5	169.9	-	169.9	129.0
30-Jul-08	166.5	172.0	164.5	169.9	-	183.3	129.3
16-Jul-08	166.5	172.0	164.5	169.9	-	169.9	129.9
2-Jul-08	162.5	172.0	160.5	167.9	-	157.9	102.9
18-Jun-08	162.5	172.0	160.5	163.9	-	159.9	99.2
4-Jun-08	153.5	165.0	155.0	159.9	-	159.9	129.1
21-May-08	153.5	165.0	155.0	159.9	-	159.9	99.2
7-May-08	153.5	165.0	146.0	149.9	-	159.9	99.2
22-Apr-08	147.5	153.0	143.5	149.9	-	159.9	99.2
9-Apr-08	139.5	147.0	136.5	149.9	-	159.9	99.2
26-Mar-08	139.5	147.0	136.5	139.9	-	138.5	99.2
12-Mar-08	137.5	140.9	129.0	139.9	-	138.5	99.2
27-Feb-08	136.9	140.9	128.9	139.9	-	138.5	99.2
13-Feb-08	136.9	140.9	128.9	139.9	-	138.5	99.2
30-Jan-08	136.9	140.9	128.9	139.9	-	138.5	99.2
16-Jan-08	136.9	140.9	128.9	139.9	-	138.5	99.2
2-Jan-08	136.9	140.9	128.9	139.9	-	138.5	99.2
December '07	136.9	140.9	128.9	139.9	-	130.7	96.1
November '07	136.9	140.9	128.9	139.9	-	126.0	99.2
October '07	136.9	140.9	128.9	139.9	-	122.9	99.2
September '07	136.9	140.9	128.9	138.0	-	125.5	99.2
August '07	136.9	140.9	128.9	138.0	-	125.5	99.2
July '07	136.9	140.9	128.9	134.9	-	123.4	99.2
June '07	136.9	140.9	128.9	137.4	-	123.2	99.2
May '07	132.9	132.9	124.9	128.2	-	125.2	92.3
April '07	128.9	132.9	120.9	118.8	-	122.9	92.3
March '07	120.9	132.9	120.9	117.4	-	122.9	92.3
February '07	120.9	132.9	120.9	113.9	-	122.9	92.3
January '07	120.9	132.9	127.9	115.1	-	121.2	92.3
December '06	112.9	132.9	115.9	114.9	-	120.4	92.3
November '06	112.9	132.9	115.9	115.9	-	120.4	92.3
October '06	117.9	132.9	121.9	117.9	-	122.9	92.3
September '06	125.9	132.9	127.9	134.9	-	128.9	92.3
August '06	128.2	132.9	128.2	134.1	-	128.6	92.8
July '06	124.9	132.9	124.9	128.4	-	127.4	93.2
June '06	124.9	132.9	124.9	124.4	-	127.4	93.2
May '06	124.9	132.9	124.9	124.4	-	127.4	92.3
April '06	119.9	132.9	123.4	119.9	-	127.4	92.3
March '06	112.2	132.9	121.9	115.4	-	127.4	92.3
February '06	110.9	132.9	121.9	115.4	-	127.4	92.3
January '06	116.9	132.9	125.9	115.4	-	127.4	92.3

7

Retail Motor Fuel Prices — Teslin

	Self-serve				Full-serve
	regular	mid-grade	premium	diesel	propane
28-Jan-09	86.9	-	89.9	108.4	115.9
14-Jan-09	86.9	-	92.9	109.4	115.9
31-Dec-08	86.9	-	89.9	110.4	115.9
17-Dec-08	89.9	-	93.9	115.4	115.9
3-Dec-08	98.4	-	101.9	122.4	115.9
19-Nov-08	107.4	-	110.9	128.9	115.0
5-Nov-08	120.4	-	118.9	133.9	115.0
22-Oct-08	129.9	-	133.9	144.4	115.9
8-Oct-08	137.4	-	138.9	144.4	115.9
24-Sep-08	141.4	-	143.0	146.9	115.0
10-Sep-08	141.4	-	143.9	147.4	115.9
27-Aug-08	142.4	-	147.9	149.4	115.9
13-Aug-08	144.4	-	145.9	152.4	115.9
30-Jul-08	146.9	-	150.9	155.4	110.0
16-Jul-08	147.9	-	150.9	155.9	115.0
2-Jul-08	145.9	-	148.9	152.4	115.0
18-Jun-08	145.9	-	149.9	152.4	115.0
4-Jun-08	139.4	-	142.9	148.9	110.0
21-May-08	138.9	-	142.9	144.4	110.0
7-May-08	137.4	-	139.9	142.4	100.0
22-Apr-08	127.9	-	130.9	137.4	100.0
9-Apr-08	122.9	-	124.9	134.4	100.0
26-Mar-08	120.9	-	126.9	129.4	90.0
12-Mar-08	118.9	-	122.9	124.9	90.0
27-Feb-08	115.9	-	121.9	120.9	90.0
13-Feb-08	115.9	-	121.9	120.9	90.0
30-Jan-08	115.9	-	121.9	120.9	90.0
16-Jan-08	115.9	-	121.9	120.9	90.0
2-Jan-08	115.9	-	121.9	120.9	90.0
December '07	115.9	-	121.9	120.9	90.0
November '07	116.7	-	121.9	114.2	90.0
October '07	118.8	-	123.9	108.3	90.0
September '07	121.9	-	126.9	112.4	90.0
August '07	121.9	-	126.9	111.4	90.0
July '07	121.9	-	126.9	111.4	90.0
June '07	121.4	-	125.9	111.4	90.0
May '07	116.7	-	119.9	109.9	90.0
April '07	109.4	-	113.9	107.9	90.0
March '07	100.9	-	103.9	104.8	90.0
February '07	98.9	-	103.9	106.4	90.0
January '07	101.1	-	105.9	109.6	90.0
December '06	97.7	-	102.9	101.4	90.0
November '06	96.9	-	102.9	101.4	90.0
October '06	103.2	-	107.4	104.2	90.5
September '06	113.3	117.0	117.5	114.5	90.0
August '06	120.8	123.6	126.6	115.4	90.0
July '06	116.7	118.4	121.4	109.4	90.0
June '06	112.9	115.9	118.9	108.7	90.0
May '06	112.9	115.9	118.9	106.4	89.0
April '06	119.0	121.5	123.5	104.2	84.9
March '06	101.9	104.9	106.9	106.4	95.9
February '06	105.9	107.9	109.9	111.7	95.4
January '06	105.9	107.9	109.9	112.9	91.4

8

Retail Motor Fuel Prices — Watson Lake

	Self-serve			Full-serve		
	regular	premium	diesel	regular	diesel	propane
28-Jan-09	99.9	108.9	106.9	-	159.9	126.4
14-Jan-09	99.9	109.9	118.9	-	159.9	126.4
31-Dec-08	104.9	114.9	118.9	-	159.9	126.4
17-Dec-08	109.9	119.9	129.9	-	159.9	126.4
3-Dec-08	109.9	119.9	129.9	-	159.9	126.4
19-Nov-08	116.9	126.9	136.9	-	159.9	126.4
5-Nov-08	123.9	133.9	140.9	-	159.9	126.4
22-Oct-08	133.9	143.9	140.9	-	159.9	126.4
8-Oct-08	138.9	153.9	142.9	-	159.9	126.4
24-Sep-08	146.4	155.9	146.9	-	159.9	122.2
10-Sep-08	147.9	157.9	147.9	-	159.9	118.9
27-Aug-08	147.9	157.9	147.9	-	159.9	118.9
13-Aug-08	152.4	159.4	153.9	-	159.9	118.9
30-Jul-08	152.4	157.9	153.9	-	159.9	118.9
16-Jul-08	152.9	163.5	159.4	-	159.9	118.6
2-Jul-08	151.4	157.9	156.4	-	159.9	118.9
18-Jun-08	151.4	157.9	158.4	-	159.9	118.6
4-Jun-08	143.4	150.9	151.9	-	149.9	118.0
21-May-08	142.4	149.9	150.9	-	143.9	118.0
7-May-08	142.9	149.9	147.9	-	143.9	107.9
22-Apr-08	138.9	146.9	145.9	-	139.9	110.0
9-Apr-08	135.9	143.9	140.9	-	139.9	105.5
26-Mar-08	130.9	138.9	140.9	-	133.9	99.5
12-Mar-08	129.9	138.9	134.9	-	120.9	89.9
27-Feb-08	128.9	137.9	131.9	-	120.9	89.9
13-Feb-08	126.9	133.9	129.9	-	120.9	89.9
30-Jan-08	126.9	139.9	129.9	-	120.9	89.9
16-Jan-08	126.9	137.9	129.9	-	120.9	89.9
2-Jan-08	126.9	137.9	135.9	-	120.9	89.9
December '07	125.4	135.2	132.9	-	120.9	89.9
November '07	121.2	132.4	119.7	-	120.9	89.9
October '07	121.4	133.4	115.9	-	120.9	89.9
September '07	120.9	133.2	116.9	-	120.9	89.9
August '07	124.1	132.7	115.8	-	120.9	89.9
July '07	123.7	132.1	115.2	-	120.9	89.9
June '07	125.7	133.4	115.7	-	120.9	89.9
May '07	123.3	129.3	115.6	-	120.9	89.9
April '07	114.6	121.3	114.9	119.9	120.9	89.9
March '07	109.9	117.2	110.6	116.9	113.9	89.9
February '07	109.9	117.6	111.5	116.9	113.9	89.9
January '07	109.9	118.6	113.1	116.9	117.9	89.9
December '06	109.9	118.4	106.6	116.9	117.9	89.9
November '06	109.9	118.7	106.9	116.9	117.9	89.9
October '06	113.4	121.9	110.4	116.9	117.9	89.9
September '06	123.4	129.2	118.4	128.9	121.9	89.9
August '06	125.7	131.8	119.4	128.9	121.9	89.9
July '06	123.5	128.8	117.4	128.9	119.9	89.9
June '06	119.9	125.7	114.3	120.9	117.9	89.9
May '06	119.9	125.7	113.9	120.9	117.9	89.9
April '06	117.3	124.1	115.3	118.9	117.9	89.9
March '06	109.6	118.2	113.2	112.9	117.9	89.9
February '06	109.6	118.2	115.6	112.9	117.9	89.9
January '06	109.6	118.2	115.6	112.9	117.9	89.9

9

Retail Motor Fuel Prices — Other Yukon Communities

	Beaver Creek Self-serve		
	regular	premium	diesel
28-Jan-09	95.9	100.9	116.9
14-Jan-09	95.9	100.9	116.9
31-Dec-08	99.9	104.9	121.9
17-Dec-08	99.9	104.9	121.9
3-Dec-08	104.9	109.9	127.9
19-Nov-08	118.9	123.9	140.9
5-Nov-08	129.9	134.9	145.9
22-Oct-08	137.9	142.9	151.9
8-Oct-08	148.9	153.9	152.9
24-Sep-08	152.9	157.9	152.9
10-Sep-08	152.9	157.9	158.9
27-Aug-08	152.9	157.9	158.9
13-Aug-08	152.9	157.9	158.9
30-Jul-08	155.9	169.0	166.9
16-Jul-08	160.9	165.9	168.9
2-Jul-08	157.9	162.9	166.9
18-Jun-08	155.9	161.9	162.9
4-Jun-08	150.9	155.9	162.9
21-May-08	150.9	155.9	156.9
7-May-08	150.9	155.9	156.9
22-Apr-08	138.9	143.9	146.9
9-Apr-08	132.9	137.9	140.9
26-Mar-08	133.9	138.9	142.9
12-Mar-08	133.9	138.9	126.9
27-Feb-08	128.9	133.9	126.9
13-Feb-08	128.9	133.9	126.9
30-Jan-08	128.9	133.9	126.9
16-Jan-08	128.9	133.9	126.9
2-Jan-08	N/A	N/A	N/A
Dec '07	128.9	133.9	126.9
Nov '07	128.9	133.9	122.9
Oct '07	128.9	133.9	122.9
Sep '07	130.1	133.9	123.7
Aug '07	131.3	133.9	124.4
Jul '07	131.3	133.9	122.9
Jun '07	130.8	133.9	124.0
May '07	129.5	132.4	124.0
Apr '07	126.9	128.4	124.4
Mar '07	124.6	120.9	121.2
Feb '07	123.3	120.9	120.4
Jan '07	123.3	120.9	123.9
Dec '06	120.3	120.9	121.1
Nov '06	120.3	120.9	120.3
Oct '06	122.3	120.9	120.4
Sep '06	127.3	126.9	123.4
Aug '06	130.4	137.6	123.8
Jul '06	126.7	133.4	122.9
Jun '06	125.9	131.9	122.4
May '06	124.2	126.0	121.7
Apr '06	124.4	131.0	119.9
Mar '06	118.0	119.2	118.0
Feb '06	124.5	120.9	125.0
Jan '06	124.8	120.9	123.5

	Burwash Landing Full-serve	
	regular	diesel
28-Jan-09	-	-
14-Jan-09	-	-
31-Dec-08	-	-
17-Dec-08	-	-
3-Dec-08	-	-
19-Nov-08	-	-
5-Nov-08	-	-
22-Oct-08	-	-
8-Oct-08	-	-
24-Sep-08	149.9	148.9
10-Sep-08	149.9	148.9
27-Aug-08	155.9	165.9
13-Aug-08	155.9	165.9
30-Jul-08	158.9	165.9
16-Jul-08	158.9	165.9
2-Jul-08	158.9	165.9
18-Jun-08	153.9	165.9
4-Jun-08	153.9	165.9
21-May-08	143.9	150.9
7-May-08	143.9	150.9
22-Apr-08	N/A	N/A
9-Apr-08	N/A	N/A
26-Mar-08	N/A	N/A
12-Mar-08	N/A	N/A
27-Feb-08	N/A	N/A
13-Feb-08	N/A	N/A
30-Jan-08	N/A	N/A
16-Jan-08	N/A	N/A
2-Jan-08	129.9	129.9
Dec '07	129.0	127.0
Nov '07	N/A	N/A
Oct '07	N/A	N/A
Sep '07	129.9	127.4
Aug '07	129.9	126.9
Jul '07	127.9	126.9
Jun '07	126.9	126.9
May '07	121.9	121.9
Apr '07	N/A	N/A
Mar '07	N/A	N/A
Feb '07	106.9	109.9
Jan '07	106.9	109.9
Dec '06	106.9	109.9
Nov '06	106.9	109.9
Oct '06	109.5	111.9
Sep '06	120.5	117.5
Aug '06	129.9	119.9
Jul '06	N/A	N/A
Jun '06	122.5	N/A
May '06	N/A	N/A
Apr '06	N/A	N/A
Mar '06	N/A	N/A
Feb '06	N/A	N/A
Jan '06	N/A	N/A

Retail Motor Fuel Prices — Other Yukon Communities

	Carcross Self-serve		
	regular	premium	diesel
28-Jan-09	99.9	109.9	119.9
14-Jan-09	95.9	105.9	114.9

31-Dec-08	109.9	129.9	129.9
17-Dec-08	109.9	129.9	129.9
3-Dec-08	109.9	129.9	129.9
19-Nov-08	109.9	129.9	129.9
5-Nov-08	129.9	139.9	135.9
22-Oct-08	129.9	133.9	135.9
8-Oct-08	136.9	149.9	147.9
24-Sep-08	136.9	149.9	147.9
10-Sep-08	145.9	149.9	149.9
27-Aug-08	145.9	149.9	149.9
13-Aug-08	145.9	149.9	157.0
30-Jul-08	N/A	N/A	N/A
16-Jul-08	149.9	154.9	159.9
2-Jul-08	149.9	154.9	159.9
18-Jun-08	149.9	154.9	159.9
4-Jun-08	149.9	159.9	159.9
21-May-08	149.9	157.9	157.9
7-May-08	144.9	149.9	149.9
22-Apr-08	134.9	139.9	144.9
9-Apr-08	129.9	138.9	142.9
26-Mar-08	125.9	132.9	141.9
12-Mar-08	123.0	129.9	126.0
27-Feb-08	119.9	129.9	121.9
13-Feb-08	119.9	129.9	121.9
30-Jan-08	119.9	124.9	121.9
16-Jan-08	119.9	124.9	121.9
2-Jan-08	119.9	124.9	121.9

Dec '07	119.9	127.4	120.9
Nov '07	115.0	124.9	117.9
Oct '07	121.3	127.4	116.4
Sep '07	124.2	129.9	114.9
Aug '07	124.9	129.9	114.9
Jul '07	129.9	136.9	121.9
Jun '07	129.9	136.9	121.9
May '07	124.9	134.9	121.9
Apr '07	115.9	125.9	121.9
Mar '07	110.9	120.9	118.4
Feb '07	105.9	115.9	114.9
Jan '07	105.6	125.2	114.9

Dec '06	99.7	129.9	110.9
Nov '06	99.5	129.9	110.9
Oct '06	113.9	129.9	121.9
Sep '06	119.9	129.9	124.9
Aug '06	123.2	133.6	123.2
Jul '06	121.9	129.9	119.9
Jun '06	120.9	129.9	119.9
May '06	120.9	129.9	119.9
Apr '06	119.9	127.9	116.4
Mar '06	104.9	114.6	114.4
Feb '06	106.9	117.9	117.9
Jan '06	108.9	119.9	121.9

	Destruction Bay Self-serve			Full-serve
	regular	premium	diesel	propane
28-Jan-09	92.9	97.9	113.9	155.9
14-Jan-09	92.9	97.9	113.9	155.9

31-Dec-08	92.9	97.9	113.9	155.9
17-Dec-08	96.9	101.9	118.9	155.9
3-Dec-08	101.9	106.9	123.9	155.9
19-Nov-08	112.9	117.9	132.9	155.9
5-Nov-08	120.9	125.9	136.9	155.9
22-Oct-08	128.9	133.9	142.9	160.0
8-Oct-08	136.9	141.9	146.9	160.0
24-Sep-08	146.9	151.9	146.9	155.9
10-Sep-08	146.9	151.9	152.9	106.9
27-Aug-08	146.9	151.9	152.9	106.9
13-Aug-08	146.9	151.9	152.9	106.9
30-Jul-08	149.9	154.9	160.9	110.0
16-Jul-08	141.9	156.9	162.9	110.0
2-Jul-08	151.9	156.9	160.9	106.9
18-Jun-08	151.9	156.9	156.9	106.9
4-Jun-08	144.9	149.9	156.9	106.9
21-May-08	144.9	149.0	150.9	106.9
7-May-08	149.0	149.0	150.0	106.9
22-Apr-08	132.9	141.9	140.9	106.9
9-Apr-08	129.9	135.9	138.9	106.9
26-Mar-08	130.9	135.9	139.9	106.9
12-Mar-08	130.9	135.9	123.9	106.9
27-Feb-08	125.9	130.9	123.9	106.9
13-Feb-08	125.9	130.9	123.9	106.9
30-Jan-08	125.9	130.9	123.9	106.9
16-Jan-08	125.9	130.9	123.9	106.9
2-Jan-08	125.9	130.9	123.9	106.9

Dec '07	125.9	130.9	123.9	106.9
Nov '07	125.9	130.9	119.9	106.9
Oct '07	125.9	130.9	119.9	106.9
Sep '07	125.9	130.9	119.9	106.9
Aug '07	125.9	130.9	119.9	106.9
Jul '07	125.9	130.9	119.9	106.9
Jun '07	125.9	130.9	119.9	106.9
May '07	122.9	130.4	119.9	108.4
Apr '07	117.4	126.4	119.9	109.9
Mar '07	112.4	121.4	113.4	108.4
Feb '07	109.9	119.9	111.9	106.9
Jan '07	109.9	117.9	118.9	106.9

Dec '06	109.9	117.9	111.4	106.9
Nov '06	109.9	117.9	109.9	101.0
Oct '06	110.9	117.9	110.8	98.9
Sep '06	117.9	123.9	117.9	98.9
Aug '06	127.6	133.9	118.9	98.9
Jul '06	122.9	128.9	116.9	98.9
Jun '06	122.9	128.9	112.9	94.4
May '06	122.9	128.9	112.9	94.4
Apr '06	122.9	128.9	112.9	89.9
Mar '06	108.9	119.9	108.9	89.9
Feb '06	112.9	118.9	113.9	89.9
Jan '06	112.9	118.9	113.9	89.9

Retail Motor Fuel Prices — Other Yukon Communities

	Pelly Crossing		Ross River		Tagish Self-serve			Full-serve		
	regular	diesel	regular	diesel	regular	premium	diesel	propane		
28-Jan-09	102.9	119.9	121.9	169.9	99.9	99.8	116.4	98.0		
14-Jan-09	102.9	119.9	121.9	169.9	99.9	99.8	116.4	98.0		
31-Dec-08	102.9	119.9	121.9	169.9	89.9	99.8	107.8	98.0		
17-Dec-08	115.9	137.9	121.9	169.9	17-Dec-08	97.9	99.8	118.4	106.0	
3-Dec-08	115.9	137.9	3-Dec-08	121.9	169.9	3-Dec-08	106.9	114.8	122.9	106.0
19-Nov-08	126.9	149.0	19-Nov-08	145.9	169.9	19-Nov-08	117.2	136.8	132.4	106.0
5-Nov-08	139.0	149.0	5-Nov-08	145.9	169.9	5-Nov-08	122.4	136.8	139.4	106.0
22-Oct-08	147.9	159.9	22-Oct-08	161.9	169.9	22-Oct-08	130.9	136.8	146.4	106.0
8-Oct-08	153.9	164.9	8-Oct-08	161.9	169.9	8-Oct-08	136.9	146.8	144.9	106.0
24-Sep-08	159.9	164.9	24-Sep-08	161.9	169.9	24-Sep-08	141.4	146.8	149.9	106.0
10-Sep-08	159.9	164.9	10-Sep-08	161.9	169.9	10-Sep-08	140.9	149.8	146.4	106.0
27-Aug-08	159.9	174.9	27-Aug-08	161.9	169.9	27-Aug-08	142.9	149.8	149.4	106.0
13-Aug-08	159.9	174.9	13-Aug-08	161.9	169.9	13-Aug-08	145.9	149.8	153.4	106.0
30-Jul-08	159.9	174.9	30-Jul-08	161.9	169.9	30-Jul-08	147.4	154.8	155.9	106.0
16-Jul-08	159.9	169.9	16-Jul-08	161.9	169.9	16-Jul-08	148.4	154.8	155.9	106.0
2-Jul-08	159.9	169.9	2-Jul-08	161.9	169.9	2-Jul-08	148.4	154.8	155.9	106.0
18-Jun-08	154.9	169.9	18-Jun-08	N/A	N/A	18-Jun-08	148.4	154.8	155.9	106.0
4-Jun-08	149.9	159.9	4-Jun-08	147.9	156.9	4-Jun-08	142.9	146.8	148.9	106.0
21-May-08	149.9	159.9	21-May-08	147.9	156.9	21-May-08	140.9	142.8	145.9	106.0
7-May-08	139.9	149.9	7-May-08	147.9	156.9	7-May-08	139.9	139.8	145.9	106.0
22-Apr-08	139.9	149.9	22-Apr-08	142.9	151.9	22-Apr-08	129.8	133.8	139.8	106.0
9-Apr-08	139.9	149.9	9-Apr-08	135.9	151.9	9-Apr-08	122.9	130.8	132.9	96.0
26-Mar-08	129.9	139.9	26-Mar-08	135.9	151.9	26-Mar-08	122.9	127.8	127.4	96.0
12-Mar-08	129.9	139.9	12-Mar-08	135.9	151.9	12-Mar-08	122.9	127.8	127.4	96.0
27-Feb-08	129.9	139.9	27-Feb-08	128.9	132.9	27-Feb-08	120.4	127.8	122.4	96.0
13-Feb-08	129.9	139.9	13-Feb-08	128.9	132.9	13-Feb-08	120.4	127.8	122.4	96.0
30-Jan-08	129.9	139.9	30-Jan-08	128.9	132.9	30-Jan-08	120.4	127.8	125.9	95.0
16-Jan-08	129.9	149.9	16-Jan-08	128.9	132.9	16-Jan-08	122.4	127.8	123.9	85.0
2-Jan-08	129.9	139.9	2-Jan-08	128.9	132.9	2-Jan-08	122.4	127.8	122.9	85.0
Dec '07	129.9	132.9	Dec '07	129.9	132.9	Dec '07	122.4	127.8	125.9	85.0
Nov '07	129.9	124.9	Nov '07	128.9	132.9	Nov '07	124.9	N/A	118.9	89.0
Oct '07	129.9	124.9	Oct '07	128.9	132.9	Oct '07	121.4	127.8	115.9	85.0
Sep '07	129.9	124.9	Sep '07	128.9	127.9	Sep '07	122.4	127.8	115.9	85.0
Aug '07	129.9	125.6	Aug '07	128.9	121.9	Aug '07	121.7	127.8	115.4	85.0
Jul '07	129.9	124.9	Jul '07	128.9	121.9	Jul '07	121.4	127.8	114.4	85.0
Jun '07	129.9	124.9	Jun '07	123.9	113.9	Jun '07	120.7	127.8	113.9	85.0
May '07	129.9	124.9	May '07	123.9	113.9	May '07	115.4	122.3	114.4	85.0
Apr '07	119.9	124.9	Apr '07	119.9	124.9	Apr '07	111.4	116.8	112.9	85.0
Mar '07	111.4	124.9	Mar '07	119.9	124.9	Mar '07	107.4	108.8	110.9	85.0
Feb '07	108.9	124.9	Feb '07	119.9	124.9	Feb '07	104.4	104.8	110.2	85.0
Jan '07	116.9	129.9	Jan '07	119.9	124.9	Jan '07	105.2	104.8	113.7	85.0
Dec '06	111.9	113.9	Dec '06	119.9	124.9	Dec '06	107.4	104.8	111.2	85.0
Nov '06	111.9	113.9	Nov '06	119.9	124.9	Nov '06	104.9	105.8	108.4	85.0
Oct '06	111.9	113.9	Oct '06	119.9	124.9	Oct '06	105.2	108.3	109.4	85.0
Sep '06	117.9	120.4	Sep '06	129.9	129.9	Sep '06	114.2	121.8	113.7	85.0
Aug '06	128.2	126.6	Aug '06	132.2	127.2	Aug '06	122.4	116.7	-	-
Jul '06	129.9	124.9	Jul '06	132.4	121.9	Jul '06	120.9	113.2	-	-
Jun '06	124.9	119.9	Jun '06	127.9	121.9	Jun '06	118.4	111.4	-	-
May '06	118.9	119.9	May '06	121.9	123.9	May '06	117.4	113.0	-	-
Apr '06	124.9	119.9	Apr '06	115.9	119.9	Apr '06	108.9	110.5	-	-
Mar '06	109.6	117.2	Mar '06	115.9	119.9	Mar '06	102.6	109.3	-	-
Feb '06	112.9	119.9	Feb '06	115.9	119.9	Feb '06	107.9	113.0	-	-
Jan '06	112.9	119.9	Jan '06	115.9	122.9	Jan '06	108.4	114.9	-	-

Residential Fuel Prices in the Yukon

Average prices as of January 28th, 2009

	Residential Heating Fuels		
	Furnace Oil	Arctic Stove Oil	Propane (500-gallon tank cost)
Whitehorse	95.8	100.5	94.4
Carmacks	100.0	103.7	98.9
Dawson City	102.6	104.4	98.9
Faro	100.2	103.9	98.9
Haines Junction	94.4	96.2	96.8
Mayo	110.3	116.9	98.9
Ross River ¹	101.2	104.9	-
Teslin	100.0	99.0	96.8
Watson Lake	96.2	99.1	96.8

¹Ross River was included in the Residential Fuel portion of the Fuel Survey effective November 19th, 2008.

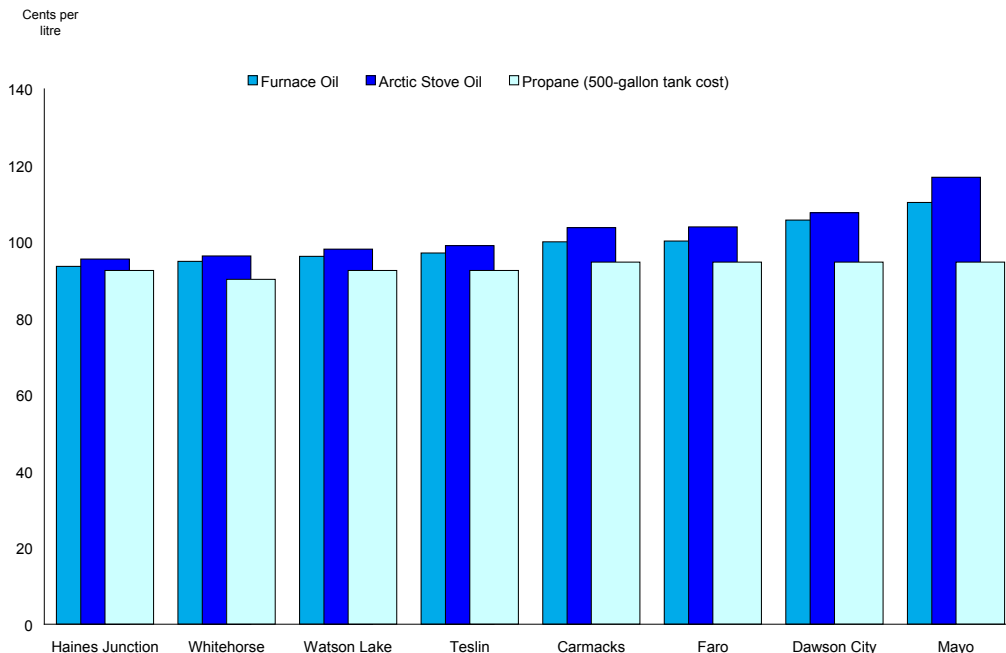
Note: All prices are Canadian cents per litre, including all applicable taxes.

"-" Indicates this service is not available in this community at this time.

Average prices for residential furnace oil in the Yukon range from 94.4¢ per litre in Haines Junction to 110.3¢ per litre in Mayo. The price of arctic stove oil varies from 96.2¢ per litre in Haines Junction to 116.9¢ per litre in Mayo. Whitehorse had the lowest propane price at 94.4¢ per litre, while Carmacks, Dawson City, Faro and Mayo had the highest at 98.9¢ per litre.

Price discounts may apply to seniors, members of unions or service groups, or for quick payment. Ask your fuel supplier for details.

Average Residential Heating Fuel Prices January 28th, 2009



11

Residential Heating Fuel Prices — Whitehorse

	Furnace Oil	Arctic Stove Oil	Propane (500-gallon tank cost)
28-Jan-09	95.8	100.5	94.4
14-Jan-09	96.3	100.0	92.3
31-Dec-08	94.9	96.3	90.2
17-Dec-08	97.9	101.2	90.2
3-Dec-08	108.0	111.6	88.6
19-Nov-08	117.0	120.7	92.1
5-Nov-08	125.9	129.2	94.1
22-Oct-08	131.0	134.4	95.8
8-Oct-08	135.0	138.3	95.8
24-Sep-08	132.4	135.9	98.5
10-Sep-08	135.7	139.3	97.4
27-Aug-08	134.9	138.3	97.9
13-Aug-08	139.1	142.3	97.9
30-Jul-08	140.0	143.5	97.9
16-Jul-08	146.9	150.4	99.0
2-Jul-08	144.0	147.2	99.9
18-Jun-08	142.4	145.6	99.9
4-Jun-08	139.0	141.9	97.3
21-May-08	137.9	141.7	107.1
7-May-08	130.1	133.5	93.5
22-Apr-08	127.7	131.1	93.5
9-Apr-08	125.1	128.5	93.5
26-Mar-08	122.7	125.8	93.5
12-Mar-08	116.8	120.0	88.2
27-Feb-08	112.5	115.7	88.2
13-Feb-08	109.3	112.4	88.2
30-Jan-08	109.6	112.4	88.2
16-Jan-08	112.9	116.3	86.1
2-Jan-08	112.6	115.8	83.5
December '07	113.0	116.2	80.5
November '07	106.5	109.6	77.3
October '07	99.8	103.2	73.8
September '07	99.0	102.3	73.0
August '07	97.9	101.6	72.1
July '07	95.5	99.2	70.7
June '07	95.8	99.2	70.4
May '07	97.3	100.4	70.4
April '07	99.8	103.0	69.6
March '07	98.0	101.1	68.8
February '07	96.4	99.4	68.8
January '07	98.0	101.1	67.0
December '06	92.6	95.9	65.4
November '06	87.6	91.0	65.4
October '06	87.0	90.4	66.3
September '06	92.5	95.9	66.3
August '06	105.4	108.7	68.4
July '06	99.7	103.1	70.0
June '06	97.8	101.2	67.7
May '06	95.5	98.9	67.7
April '06	95.6	99.5	73.2
March '06	88.2	92.0	65.2
February '06	91.0	95.1	65.2
January '06	94.3	98.4	63.1

12

Residential Heating Fuel Prices — Carmacks

	Furnace Oil	Arctic Stove Oil	Propane (500-gallon tank cost)
28-Jan-09	100.0	103.7	98.9
14-Jan-09	100.0	103.7	94.7
31-Dec-08	100.0	103.7	94.7
17-Dec-08	104.2	107.9	94.7
3-Dec-08	111.6	115.3	94.7
19-Nov-08	124.3	128.0	98.9
5-Nov-08	131.2	134.9	102.1
22-Oct-08	137.1	140.2	106.3
8-Oct-08	137.1	140.2	106.3
24-Sep-08	137.1	140.2	111.6
10-Sep-08	138.6	142.0	112.7
27-Aug-08	138.6	142.0	113.7
13-Aug-08	150.3	153.5	113.7
30-Jul-08	150.3	153.5	113.7
16-Jul-08	146.1	156.9	113.7
2-Jul-08	146.1	156.9	109.2
18-Jun-08	143.9	147.1	109.2
4-Jun-08	143.9	147.1	109.2
21-May-08	132.3	135.5	109.2
7-May-08	132.3	135.5	109.2
22-Apr-08	129.1	132.3	109.2
9-Apr-08	129.1	132.3	109.2
26-Mar-08	124.9	128.0	109.2
12-Mar-08	118.5	121.7	98.6
27-Feb-08	114.3	117.4	98.6
13-Feb-08	114.3	117.4	98.6
30-Jan-08	117.4	120.6	98.6
16-Jan-08	117.4	120.6	94.3
2-Jan-08	117.4	120.6	94.3
December '07	117.4	120.6	93.3
November '07	106.9	110.1	89.0
October '07	102.6	105.8	89.0
September '07	102.6	105.8	87.4
August '07	102.6	105.8	85.4
July '07	102.6	105.8	84.4
June '07	102.6	105.8	83.8
May '07	101.5	104.7	83.8
April '07	101.5	104.7	82.7
March '07	101.5	104.7	81.5
February '07	101.5	104.7	81.5
January '07	102.6	110.4	78.1
December '06	96.2	100.5	76.8
November '06	90.9	95.2	76.8
October '06	91.7	96.0	76.6
September '06	96.9	101.2	76.6
August '06	108.4	112.7	77.3
July '06	101.3	105.6	77.3
June '06	100.3	104.6	78.9
May '06	101.3	105.6	75.1
April '06	99.7	104.0	73.2
March '06	95.2	99.5	73.2
February '06	96.0	100.3	73.2
January '06	98.8	104.5	73.2

13

Residential Heating Fuel Prices — Dawson City

	Furnace Oil	Arctic Stove Oil	Propane (500-gallon tank cost)
28-Jan-09	102.6	104.4	98.9
14-Jan-09	102.6	104.4	94.7
31-Dec-08	105.7	107.6	94.7
17-Dec-08	110.5	112.4	94.7
3-Dec-08	122.2	124.0	94.7
19-Nov-08	132.8	134.6	98.9
5-Nov-08	138.9	140.7	102.1
22-Oct-08	141.8	143.4	106.3
8-Oct-08	142.3	146.0	106.3
24-Sep-08	142.3	146.0	111.6
10-Sep-08	143.6	147.3	112.7
27-Aug-08	143.6	147.3	113.7
13-Aug-08	148.9	152.6	113.7
30-Jul-08	154.8	158.5	113.7
16-Jul-08	152.6	156.4	113.7
2-Jul-08	150.5	153.7	109.2
18-Jun-08	151.6	152.6	109.2
4-Jun-08	151.6	152.6	109.2
21-May-08	139.9	146.8	109.2
7-May-08	139.9	143.1	109.2
22-Apr-08	132.9	137.0	109.2
9-Apr-08	132.9	132.7	109.2
26-Mar-08	128.7	126.9	109.2
12-Mar-08	120.5	123.7	98.6
27-Feb-08	118.1	120.5	98.6
13-Feb-08	116.8	120.5	98.6
30-Jan-08	121.3	122.1	98.6
16-Jan-08	116.3	120.0	94.3
2-Jan-08	116.3	120.0	94.3
December '07	116.3	120.0	93.3
November '07	115.1	118.8	91.2
October '07	114.0	117.7	91.2
September '07	114.0	117.7	89.6
August '07	114.0	117.7	87.9
July '07	114.6	117.7	87.4
June '07	114.0	117.7	86.8
May '07	113.5	117.2	86.8
April '07	113.5	117.2	85.2
March '07	112.4	116.1	83.6
February '07	111.4	115.1	83.6
January '07	110.6	113.8	80.3
December '06	105.5	109.3	79.0
November '06	102.3	106.6	79.0
October '06	103.5	107.8	78.7
September '06	112.5	116.8	78.7
August '06	119.0	122.7	79.5
July '06	111.3	115.6	79.5
June '06	111.3	115.6	77.4
May '06	108.1	112.4	76.3
April '06	110.4	114.8	75.3
March '06	106.3	110.6	75.3
February '06	109.2	113.5	75.3
January '06	111.3	115.6	75.3

14

Residential Heating Fuel Prices — Faro

	Furnace Oil	Arctic Stove Oil	Propane (500-gallon tank cost)
28-Jan-09	100.2	103.9	98.9
14-Jan-09	100.2	103.9	94.7
31-Dec-08	100.2	103.9	94.7
17-Dec-08	104.4	108.1	94.7
3-Dec-08	111.8	115.5	94.7
19-Nov-08	124.6	128.3	98.9
5-Nov-08	131.4	135.2	102.1
22-Oct-08	137.3	140.5	106.3
8-Oct-08	137.3	140.5	106.3
24-Sep-08	137.3	140.5	111.6
10-Sep-08	139.9	143.1	112.7
27-Aug-08	139.9	143.1	113.7
13-Aug-08	150.5	153.7	113.7
30-Jul-08	150.5	153.7	113.7
16-Jul-08	146.3	149.5	113.7
2-Jul-08	146.3	149.5	109.2
18-Jun-08	144.2	147.3	109.2
4-Jun-08	144.2	147.3	109.2
21-May-08	132.5	135.7	109.2
7-May-08	132.5	135.7	109.2
22-Apr-08	129.3	132.5	109.2
9-Apr-08	129.3	132.5	109.2
26-Mar-08	125.1	128.3	109.2
12-Mar-08	118.7	121.9	98.6
27-Feb-08	114.6	117.8	98.6
13-Feb-08	114.6	116.7	98.6
30-Jan-08	117.7	120.8	98.6
16-Jan-08	117.7	120.8	94.3
2-Jan-08	117.7	120.8	94.3
December '07	117.7	120.8	93.3
November '07	107.5	110.3	91.2
October '07	102.8	106.0	91.2
September '07	102.8	106.0	89.6
August '07	102.8	106.0	87.9
July '07	102.8	106.0	87.4
June '07	102.8	106.0	86.8
May '07	101.8	104.9	86.8
April '07	101.8	104.9	85.2
March '07	101.8	104.9	83.6
February '07	101.8	104.9	83.6
January '07	103.2	107.1	80.3
December '06	101.8	100.7	79.0
November '06	101.8	95.4	79.0
October '06	97.2	96.2	78.7
September '06	97.2	101.4	78.7
August '06	108.6	112.9	79.5
July '06	101.5	105.8	79.5
June '06	101.5	105.8	77.4
May '06	101.5	105.8	75.3
April '06	99.9	104.2	73.2
March '06	95.5	99.7	73.2
February '06	96.2	100.5	73.2
January '06	100.5	104.8	73.2

15

Residential Heating Fuel Prices — Haines Junction

	Furnace Oil	Arctic Stove Oil	Propane (500-gallon tank cost)
28-Jan-09	94.4	96.2	96.8
14-Jan-09	96.2	98.1	92.5
31-Dec-08	93.6	95.5	92.5
17-Dec-08	97.8	99.7	92.5
3-Dec-08	107.1	109.0	92.5
19-Nov-08	119.0	120.9	96.8
5-Nov-08	122.5	124.3	102.1
22-Oct-08	127.0	128.6	104.2
8-Oct-08	131.0	136.1	104.2
24-Sep-08	130.2	134.5	109.5
10-Sep-08	132.3	137.0	110.6
27-Aug-08	131.8	135.5	111.6
13-Aug-08	140.5	142.8	111.6
30-Jul-08	147.7	146.5	111.6
16-Jul-08	145.5	150.8	111.6
2-Jul-08	141.3	145.8	107.1
18-Jun-08	140.2	144.7	107.1
4-Jun-08	139.2	141.5	107.1
21-May-08	131.5	136.1	107.1
7-May-08	130.7	133.1	107.1
22-Apr-08	128.3	132.9	107.1
9-Apr-08	125.9	130.2	107.1
26-Mar-08	119.0	124.2	107.1
12-Mar-08	115.9	121.8	96.5
27-Feb-08	109.8	115.2	96.5
13-Feb-08	108.2	111.3	96.5
30-Jan-08	112.7	112.6	96.5
16-Jan-08	113.7	115.4	92.2
2-Jan-08	113.7	116.5	92.2
December '07	114.2	118.1	91.2
November '07	106.4	111.2	89.0
October '07	100.1	99.6	86.5
September '07	98.9	101.6	87.4
August '07	97.7	100.7	85.8
July '07	96.9	99.8	85.3
June '07	96.5	98.4	84.7
May '07	96.8	99.5	84.7
April '07	98.5	101.4	83.1
March '07	97.6	101.4	81.5
February '07	96.0	98.5	81.5
January '07	98.7	102.2	78.1
December '06	90.3	94.0	76.8
November '06	87.1	89.7	76.8
October '06	89.1	91.9	76.6
September '06	97.9	98.6	76.6
August '06	105.6	109.4	77.3
July '06	99.9	104.2	77.3
Jun '06	98.7	102.5	75.3
May '06	97.6	100.1	74.2
April '06	95.7	99.7	73.2
March '06	93.0	96.1	73.2
February '06	92.3	94.9	73.2
January '06	95.7	98.2	73.2

16

Residential Heating Fuel Prices — Mayo

	Furnace Oil	Arctic Stove Oil	Propane (500-gallon tank cost)
28-Jan-09	110.3	116.9	98.9
14-Jan-09	110.3	116.9	94.7
31-Dec-08	110.3	116.9	94.7
17-Dec-08	114.6	128.0	94.7
3-Dec-08	122.0	131.8	94.7
19-Nov-08	137.7	140.8	98.9
5-Nov-08	141.6	144.2	102.1
22-Oct-08	147.4	149.5	106.3
8-Oct-08	147.4	154.8	106.3
24-Sep-08	147.4	154.8	111.6
10-Sep-08	150.1	153.3	112.7
27-Aug-08	150.1	153.3	113.7
13-Aug-08	160.7	163.9	113.7
30-Jul-08	160.7	163.9	113.7
16-Jul-08	156.5	159.6	113.7
2-Jul-08	156.5	159.6	109.2
18-Jun-08	154.3	152.0	109.2
4-Jun-08	154.3	146.5	109.2
21-May-08	142.7	142.6	109.2
7-May-08	133.9	139.8	109.2
22-Apr-08	132.3	138.2	109.2
9-Apr-08	130.2	136.8	109.2
26-Mar-08	128.0	128.8	109.2
12-Mar-08	125.0	126.1	98.6
27-Feb-08	125.0	126.6	98.6
13-Feb-08	123.8	125.4	98.6
30-Jan-08	127.8	128.2	98.6
16-Jan-08	127.8	128.2	94.3
2-Jan-08	127.8	128.2	94.3
December '07	127.8	126.0	93.3
November '07	117.3	118.5	91.2
October '07	113.0	115.1	91.2
September '07	114.5	114.5	89.6
August '07	113.7	115.0	87.9
July '07	114.3	115.0	87.4
June '07	113.0	113.9	86.8
May '07	111.5	112.6	86.8
April '07	111.5	112.8	85.2
March '07	111.3	112.3	83.6
February '07	111.5	112.6	83.6
January '07	110.8	112.1	80.3
December '06	105.4	106.9	79.0
November '06	103.6	105.0	79.0
October '06	106.5	107.9	78.7
September '06	112.1	113.5	78.7
August '06	118.7	120.4	79.5
July '06	112.8	114.2	79.5
June '06	110.9	112.3	77.4
May '06	110.9	112.3	76.3
April '06	109.2	110.9	75.3
March '06	109.5	110.9	75.3
February '06	110.1	111.5	75.3
January '06	112.5	113.9	75.3

Residential Heating Fuel Prices — Teslin

	Furnace Oil	Arctic Stove Oil	Propane (500-gallon tank cost)
28-Jan-09	100.0	99.0	96.8
14-Jan-09	97.1	99.0	92.5
31-Dec-08	97.1	99.0	92.5
17-Dec-08	105.1	107.0	92.5
3-Dec-08	111.6	119.1	92.5
19-Nov-08	124.3	125.5	96.8
5-Nov-08	131.2	130.5	102.1
22-Oct-08	137.1	140.2	104.2
8-Oct-08	137.1	137.4	104.2
24-Sep-08	137.1	140.2	109.5
10-Sep-08	138.6	142.9	110.6
27-Aug-08	138.6	142.9	111.6
13-Aug-08	150.3	153.5	111.6
30-Jul-08	150.3	153.5	111.6
16-Jul-08	146.1	149.2	111.6
2-Jul-08	146.1	149.2	107.1
18-Jun-08	143.9	147.1	107.1
4-Jun-08	143.9	147.1	107.1
21-May-08	132.3	135.5	107.1
7-May-08	132.3	131.8	107.1
22-Apr-08	129.1	129.2	107.1
9-Apr-08	129.1	129.2	107.1
26-Mar-08	124.9	122.3	107.1
12-Mar-08	118.5	116.5	96.5
27-Feb-08	114.3	114.4	96.5
13-Feb-08	114.3	114.4	96.5
30-Jan-08	117.4	116.0	96.5
16-Jan-08	117.4	120.6	92.2
2-Jan-08	116.5	118.1	92.2
December '07	117.4	118.0	91.2
November '07	106.9	108.5	89.0
October '07	102.6	105.8	89.0
September '07	102.6	104.8	87.4
August '07	102.6	105.1	85.8
July '07	102.6	105.8	85.3
June '07	102.6	105.8	84.7
May '07	101.5	104.7	84.7
April '07	101.5	103.5	83.1
March '07	101.5	102.7	81.5
February '07	101.5	102.2	81.5
January '07	103.3	101.8	78.1
December '06	96.2	96.4	76.8
November '06	90.9	93.2	76.8
October '06	91.7	94.7	76.6
September '06	96.9	101.2	76.6
August '06	108.4	110.8	77.3
July '06	101.3	105.6	77.3
June '06	101.3	105.6	75.3
May '06	101.3	105.6	74.2
April '06	99.7	104.0	73.2
March '06	95.2	99.5	73.2
February '06	96.0	100.3	73.2
January '06	100.3	104.5	73.2

18

Residential Heating Fuel Prices — Watson Lake

	Furnace Oil	Arctic Stove Oil	Propane (500-gallon tank cost)
28-Jan-09	96.2	99.1	96.8
14-Jan-09	96.2	98.6	92.5

31-Dec-08	96.2	98.1	92.5
17-Dec-08	98.3	101.2	92.5
3-Dec-08	104.7	108.7	92.5
19-Nov-08	114.7	118.7	96.8
5-Nov-08	121.4	125.9	102.1
22-Oct-08	131.4	135.1	104.2
8-Oct-08	134.0	137.7	104.2
24-Sep-08	131.8	135.6	109.5
10-Sep-08	134.5	138.3	110.6
27-Aug-08	134.8	139.1	111.6
13-Aug-08	142.8	146.5	111.6
30-Jul-08	146.4	150.2	111.6
16-Jul-08	149.4	153.2	111.6
2-Jul-08	146.6	150.5	107.1
18-Jun-08	145.1	148.9	107.1
4-Jun-08	143.7	147.5	107.1
21-May-08	137.9	141.7	107.1
7-May-08	134.4	138.2	107.1
22-Apr-08	131.7	134.8	107.1
9-Apr-08	131.0	134.8	107.1
26-Mar-08	128.2	131.9	107.1
12-Mar-08	123.7	127.6	96.5
27-Feb-08	118.2	122.0	96.5
13-Feb-08	112.8	116.6	96.5
30-Jan-08	113.9	117.7	96.5
16-Jan-08	115.2	119.4	92.2
2-Jan-08	116.2	120.0	92.2

	Furnace Oil	Arctic Stove Oil	Propane (500-gallon tank cost)
December '07	117.9	121.7	91.2
November '07	107.3	111.1	89.0
October '07	101.4	105.5	89.0
September '07	100.9	104.7	87.4
August '07	99.9	103.0	85.8
July '07	98.5	102.2	85.3
June '07	98.6	101.9	84.7
May '07	98.5	101.8	84.7
April '07	99.7	103.0	83.1
March '07	100.8	104.1	81.5
February '07	98.5	101.4	81.5
January '07	100.4	103.6	78.1

December '06	91.4	95.3	76.8
November '06	87.5	91.3	76.8
October '06	88.4	92.2	76.6
September '06	92.6	96.3	76.6
August '06	105.4	109.4	77.3
July '06	100.5	104.9	77.3
June '06	98.3	102.7	75.3
May '06	98.9	103.4	74.2
April '06	96.8	101.2	73.2
March '06	91.0	95.4	73.2
February '06	92.1	96.5	73.2
January '06	97.4	102.3	73.2

Information collected by The Yukon Bureau of Statistics for the Department of Economic Development.

Next release: February 26th, 2009



Additional information:
The Yukon Government
Executive Council Office
Bureau of Statistics (A-8C)
Box 2703, Whitehorse, Yukon Y1A 2C6
Telephone: (867) 667-5640; Fax: (867) 393-6203
email: ybsinfo@gov.yk.ca
website: <http://www.eco.gov.yk.ca/stats/>