

Retail Motor Fuel Prices in Yukon

Average Prices as of January 21st, 2015

	Self-serve			% Change Jan 22, 2014 to Jan 21, 2015		
	regular	premium	diesel	regular	premium	diesel
Whitehorse	94.9	104.2	127.4	-26.4%	-25.7%	-10.9%
Beaver Creek	142.9	165.9	169.9	-15.9%	-9.3%	-5.6%
Carcross	109.9	-	139.9	-24.2%	-	-9.7%
Carmacks	99.9	109.9	134.9	-28.6%	-26.7%	-17.7%
Dawson City	132.2	139.4	158.9	-11.0%	-10.4%	-5.2%
Destruction Bay	121.9	131.9	129.9	-14.1%	-13.2%	-23.1%
Eagle Plains	173.0	-	155.0	-0.5%	-	-11.4%
Faro	115.9	-	149.9	-23.7%	-	-9.6%
Haines Junction	104.7	108.9	132.2	-20.6%	-20.5%	-11.2%
Mayo	110.9	-	139.9	-31.1%	-	-9.7%
Pelly Crossing	122.9	-	157.9	-18.0%	-	-1.3%
Ross River	115.0	-	130.1	-16.6%	-	-19.6%
Stewart Crossing	113.0	119.0	148.0	-22.6%	-21.7%	-5.1%
Tagish	106.4	124.8	119.4	-24.8%	-10.1%	-21.1%
Teslin	98.9	108.9	132.9	-25.6%	-28.8%	-10.7%
Watson Lake	99.9	111.9	125.9	-31.1%	-28.7%	-21.3%

As of January 21st, 2015, average **regular self-serve** motor fuel prices ranged from 94.9¢ per litre in Whitehorse to 173.0¢ per litre in Eagle Plains; a difference of 78.1¢. In communities offering **premium self-serve** motor fuel, prices ranged from 104.2¢ in Whitehorse to 165.9¢ in Beaver Creek; a difference of 61.7¢. **Diesel self-serve** prices ranged from 119.4¢ in Tagish to 169.9¢ in Beaver Creek; a difference of 50.5¢ per litre.

Comparing January 21st, 2015 to January 22nd, 2014, **regular self-serve** motor fuel prices decreased in all Yukon communities, ranging from -0.5% in Eagle Plains to -31.1% in Mayo. **Premium self-serve** prices decreased in all Yukon communities. **Diesel self-serve** prices also decreased in all Yukon communities, ranging from -1.3% in Pelly Crossing to -23.1% in Destruction Bay.

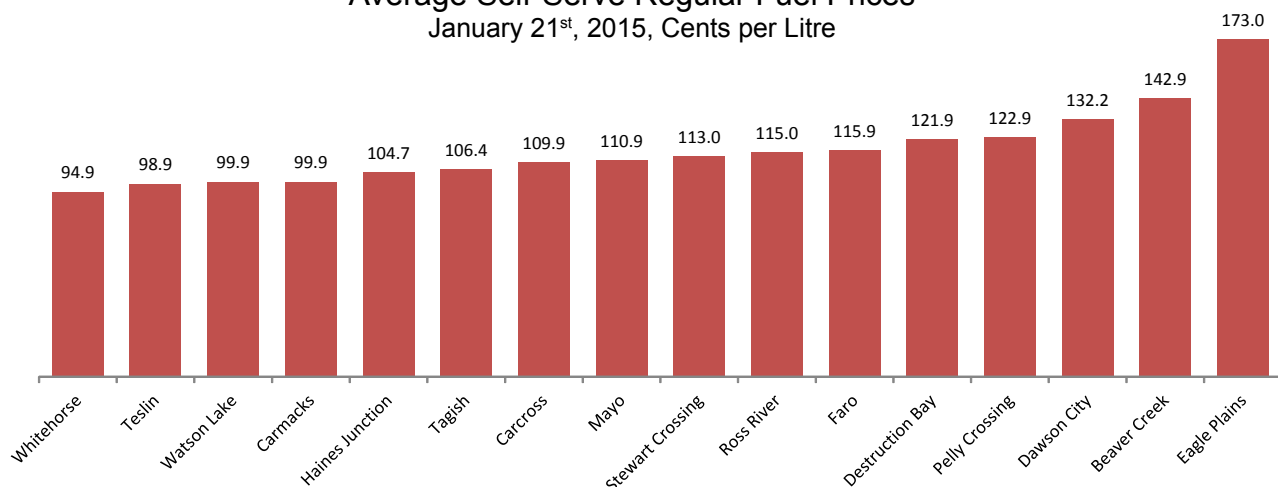
	Full-serve				% Change Jan 22, 2014 to Jan 21, 2015			
	regular	premium	diesel	propane	regular	premium	diesel	propane
Whitehorse	97.4	116.4	130.4	96.6	-24.7%	-20.7%	-8.9%	-15.5%
Burwash Landing	-	-	-	-	-	-	-	-
Dawson City	-	-	-	135.0	-	-	-	n/a
Destruction Bay	-	-	-	126.9	-	-	-	19.8%
Eagle Plains	-	-	-	140.0	-	-	-	0.0%
Haines Junction	-	-	-	114.9	-	-	-	9.4%
Mayo	117.9	-	142.9	-	-26.3%	-	-11.2%	-
Tagish	-	-	-	100.0	-	-	-	-9.1%
Teslin	-	-	-	115.0	-	-	-	4.5%
Watson Lake	-	-	-	130.9	-	-	-	0.0%

In communities offering **full-serve propane** fuel services, prices ranged from 96.6¢ per litre in Whitehorse to 140.0¢ per litre in Eagle Plains; a difference of 43.4¢. Year-over-year, **propane** prices decreased in Whitehorse and Tagish, while prices increased in all other communities with the exceptions of Eagle Plains and Watson Lake where it remained the same.

Notes:

All prices are Canadian cents per litre, including all applicable taxes.
 “-” Indicates this service was not available in this community at this time.
 “n/a” indicates this information was not available for the reporting period.

Average Self-Serve Regular Fuel Prices
January 21st, 2015, Cents per Litre

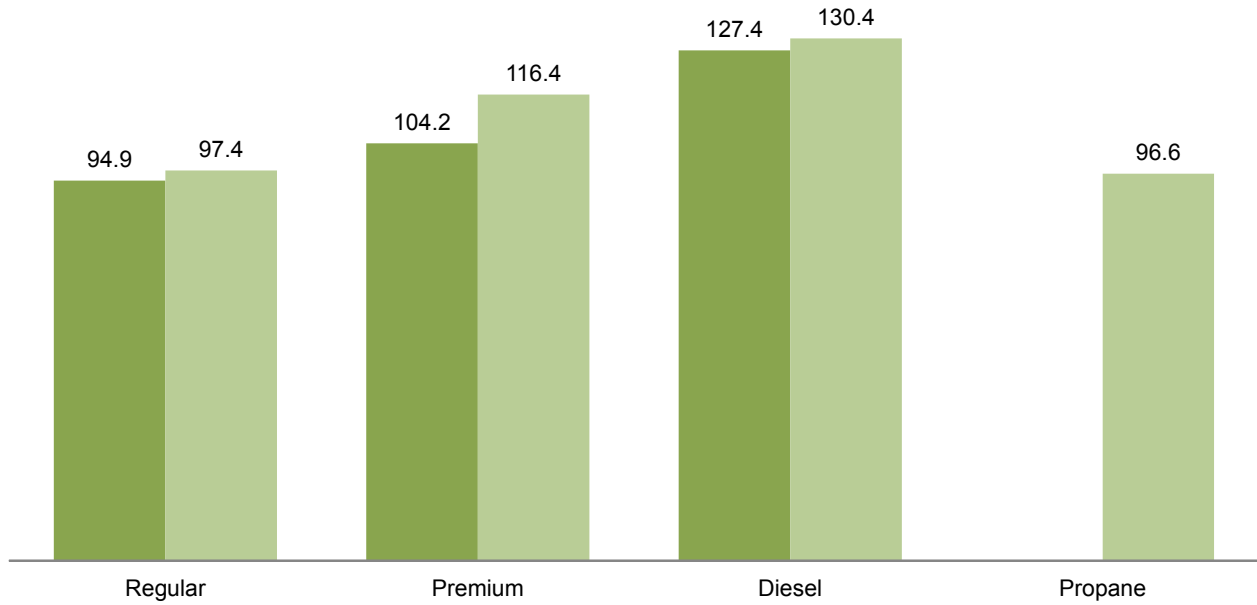


Retail Motor Fuel Prices — Whitehorse

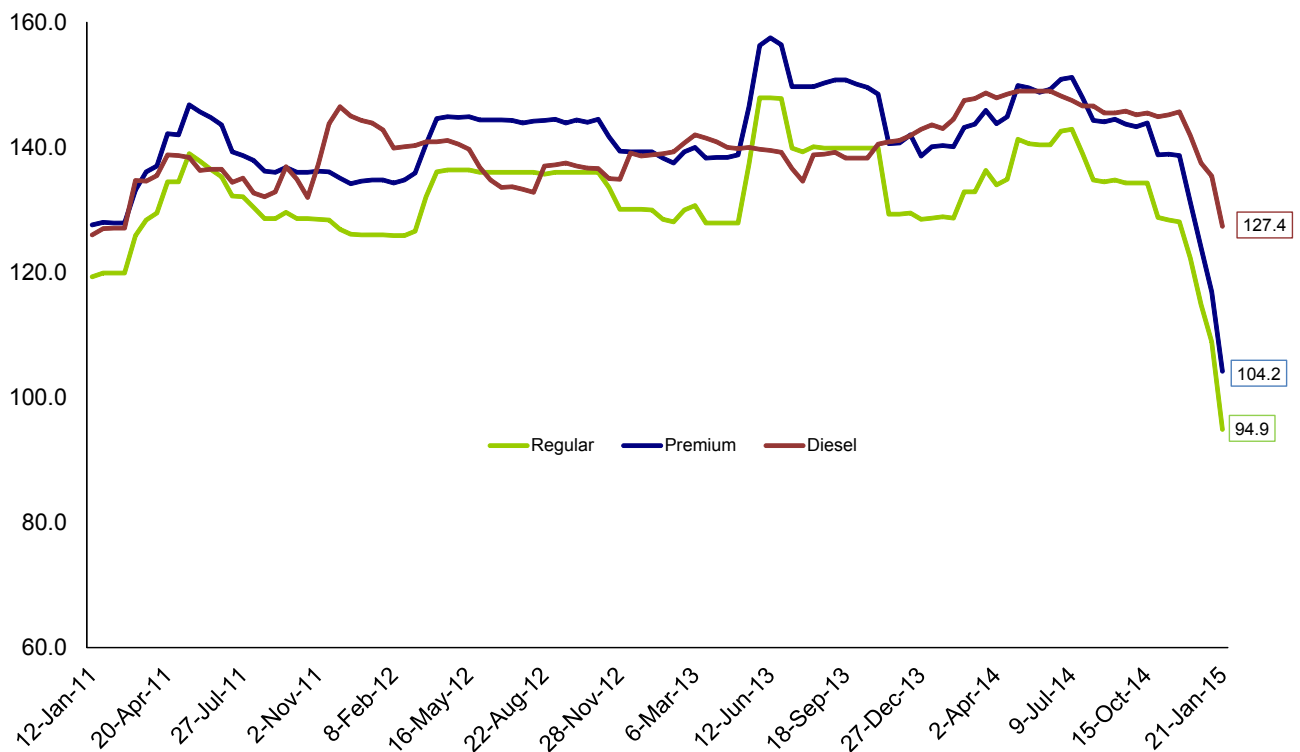
	Self-serve			Full-serve			
	regular	premium	diesel	regular	premium	diesel	propane
21-Jan-15	94.9	104.2	127.4	97.4	116.4	130.4	96.6
7-Jan-15	108.9	116.9	135.4	109.2	126.4	137.9	99.6
23-Dec-14	114.9	124.0	137.5	116.2	131.4	138.7	99.6
10-Dec-14	122.3	131.2	141.9	122.9	132.6	144.2	97.4
26-Nov-14	128.1	138.7	145.7	128.9	143.4	146.9	101.6
12-Nov-14	128.4	138.9	145.2	129.7	143.4	146.9	104.3
29-Oct-14	128.8	138.8	144.9	130.2	143.4	147.9	104.3
15-Oct-14	134.3	143.9	145.5	137.2	147.7	148.9	103.3
1-Oct-14	134.3	143.3	145.2	137.2	146.7	148.9	107.5
17-Sep-14	134.3	143.7	145.8	137.2	147.7	148.9	103.3
3-Sep-14	134.8	144.5	145.5	137.2	147.7	148.9	104.0
20-Aug-14	134.5	144.1	145.5	137.2	147.7	148.9	104.3
6-Aug-14	134.8	144.3	146.6	137.2	147.7	148.9	103.3
23-Jul-14	139.0	147.9	146.6	141.6	149.2	147.2	100.9
9-Jul-14	142.9	151.2	147.5	143.9	151.7	151.4	109.3
25-Jun-14	142.6	150.9	148.2	143.9	151.7	151.4	110.3
11-Jun-14	140.4	149.3	149.0	142.2	151.4	152.2	122.9
28-May-14	140.4	148.8	149.0	142.2	150.2	152.2	119.3
14-May-14	140.6	149.5	149.0	142.2	151.4	152.2	119.0
30-Apr-14	141.3	149.9	149.0	140.9	151.4	152.2	119.3
16-Apr-14	134.9	144.9	148.5	136.9	148.7	152.4	118.3
2-Apr-14	134.0	143.8	147.9	135.9	147.4	151.2	120.3
19-Mar-14	136.3	145.9	148.7	136.2	148.4	154.4	120.3
5-Mar-14	132.9	143.7	147.8	133.9	148.2	152.7	122.9
19-Feb-14	132.9	143.2	147.5	132.9	147.9	151.2	125.6
5-Feb-14	128.7	140.1	144.5	129.4	146.7	142.9	114.3
22-Jan-14	128.9	140.3	143.0	129.4	146.7	143.2	114.3
8-Jan-14	128.7	140.1	143.6	129.4	146.7	143.2	109.3
Dec '13	129.0	140.3	142.4	129.7	145.2	140.7	109.4
Nov '13	129.3	140.7	141.0	131.7	147.0	140.7	106.5
Oct '13	139.9	149.4	139.0	139.9	151.1	139.6	104.9
Sep '13	139.9	150.8	138.8	139.9	151.9	139.4	104.3
Aug '13	140.0	150.0	138.9	139.9	151.9	139.3	102.3
Jul '13	139.6	149.7	135.6	140.7	152.6	140.3	101.4
Jun '13	147.9	157.0	139.4	148.2	155.7	142.2	101.4
May '13	137.7	147.2	139.8	137.9	149.4	140.8	101.0
Apr '13	127.9	138.4	140.5	129.7	144.7	140.5	100.8
Mar '13	129.3	139.2	141.8	131.5	144.7	140.3	100.9
Feb '13	129.1	138.4	140.0	129.3	142.2	137.4	100.7
Jan '13	129.3	138.8	138.9	129.2	142.3	137.6	100.9
Dec '12	130.1	139.3	138.9	130.3	143.2	137.7	98.9
Nov '12	131.9	140.6	135.0	133.6	143.8	137.4	99.4
Oct '12	136.0	144.3	136.8	137.2	144.2	138.2	99.6
Sep '12	136.0	144.2	137.4	137.2	143.7	137.9	99.4
Aug '12	135.9	144.3	134.9	136.6	144.0	137.2	99.4
Jul '12	136.0	144.1	133.5	135.7	144.3	137.3	98.7
Jun '12	136.0	144.4	134.2	136.1	145.1	140.6	98.8
May '12	136.3	144.7	139.0	136.3	144.9	142.2	100.3
Apr '12	136.3	144.8	141.0	136.4	144.3	143.4	101.2
Mar '12	129.4	138.2	140.6	130.4	138.7	142.2	102.6
Feb '12	125.9	134.6	140.0	127.4	137.9	143.6	102.6
Jan '12	126.0	134.8	143.4	127.4	137.9	146.2	103.1

Retail Motor Fuel Prices — Whitehorse

Average Fuel Prices, as of January 21st, 2015
(cents per litre)



Average Self-Serve Bi-weekly Fuel Prices,
January 2011 - January 2015
(cents per litre)



Retail Motor Fuel Prices - Beaver Creek & Burwash Landing

	Beaver Creek Self-serve		
	regular	premium	diesel
21-Jan-15	142.9	165.9	169.9
7-Jan-15	152.9	165.9	169.9
23-Dec-14	152.9	165.9	169.9
10-Dec-14	167.9	181.9	176.9
26-Nov-14	167.9	181.9	176.9
12-Nov-14	167.9	181.9	176.9
29-Oct-14	165.9	181.9	175.9
15-Oct-14	165.9	181.9	180.6
1-Oct-14	165.9	181.9	180.6
17-Sep-14	165.9	181.9	180.6
3-Sep-14	165.9	181.9	180.6
20-Aug-14	165.9	181.9	180.6
6-Aug-14	166.6	181.9	180.6
23-Jul-14	166.6	181.9	176.6
9-Jul-14	166.6	181.9	180.6
25-Jun-14	165.9	179.9	180.6
11-Jun-14	165.9	179.9	180.6
28-May-14	168.6	184.9	182.9
14-May-14	169.9	184.9	189.9
30-Apr-14	169.9	182.9	189.9
16-Apr-14	169.9	182.9	189.9
2-Apr-14	169.9	182.9	189.9
19-Mar-14	169.9	182.9	189.9
5-Mar-14	169.9	182.9	189.9
19-Feb-14	169.9	182.9	184.9
5-Feb-14	169.9	182.9	184.9
22-Jan-14	169.9	182.9	179.9
8-Jan-14	169.9	182.9	179.9
Dec '13	169.9	182.9	179.9
Nov '13	169.9	182.9	177.4
Oct '13	173.2	186.9	167.4
Sep '13	174.4	188.9	166.6
Aug '13	173.4	188.9	165.1
Jul '13	174.2	188.9	164.2
Jun '13	167.8	183.4	167.4
May '13	157.7	169.9	164.9
Apr '13	156.9	169.9	166.9
Mar '13	156.9	169.9	166.9
Feb '13	156.9	169.9	158.9
Jan '13	156.9	169.9	158.9
Dec '12	156.9	169.9	158.9
Nov '12	156.9	169.9	158.9
Oct '12	154.1	168.9	159.2
Sep '12	150.7	164.4	158.7
Aug '12	149.2	161.9	156.9
Jul '12	148.4	161.9	156.1
Jun '12	149.2	160.4	156.9
May '12	147.9	158.9	155.7
Apr '12	144.4	154.4	155.9
Mar '12	139.9	149.9	155.9
Feb '12	139.9	149.9	155.9
Jan '12	139.9	149.9	155.9

	Burwash Landing Full-serve	
	regular	diesel
21-Jan-15	-	-
7-Jan-15	-	-
23-Dec-14	-	-
10-Dec-14	-	-
26-Nov-14	-	-
12-Nov-14	-	-
29-Oct-14	-	-
15-Oct-14	-	-
1-Oct-14	-	-
17-Sep-14	-	-
3-Sep-14	-	-
20-Aug-14	-	-
6-Aug-14	-	-
23-Jul-14	-	-
9-Jul-14	-	-
25-Jun-14	-	-
11-Jun-14	-	-
28-May-14	-	-
14-May-14	-	-
30-Apr-14	-	-
16-Apr-14	-	-
2-Apr-14	-	-
19-Mar-14	-	-
5-Mar-14	-	-
19-Feb-14	-	-
5-Feb-14	-	-
22-Jan-14	-	-
8-Jan-14	-	-
Dec '13	-	-
Nov '13	-	-
Oct '13	149.9	149.9
Sep '13	149.9	149.9
Aug '13	149.9	149.9
Jul '13	164.9	149.9
Jun '13	165.4	149.9
May '13	165.9	149.9
Apr '13	-	-
Mar '13	-	-
Feb '13	-	-
Jan '13	-	-
Dec '12	-	-
Nov '12	-	-
Oct '12	<i>-closed for the season-</i>	
Sep '12	140.9	140.9
Aug '12	140.9	140.9
Jul '12	140.9	140.9
Jun '12	140.9	140.9
May '12	140.9	140.9
Apr '12	-	-
Mar '12	-	-
Feb '12	-	-
Jan '12	-	-

Retail Motor Fuel Prices — Carcross & Carmacks

	Carcross Self-serve				Carmacks Self-serve		
	regular	premium	diesel		regular	premium	diesel
21-Jan-15	109.9	-	139.9	21-Jan-15	99.9	109.9	134.9
7-Jan-15	124.9	-	149.9	7-Jan-15	119.9	129.9	147.9
23-Dec-14	129.9	-	149.9	23-Dec-14	119.9	129.9	147.9
10-Dec-14	134.9	-	154.9	10-Dec-14	132.9	142.9	152.9
26-Nov-14	139.9	-	154.9	26-Nov-14	139.9	149.9	149.9
12-Nov-14	139.9	-	154.9	12-Nov-14	139.9	149.9	149.9
29-Oct-14	139.9	-	154.9	29-Oct-14	134.9	154.9	158.9
15-Oct-14	149.9	-	154.9	15-Oct-14	146.9	158.4	158.9
1-Oct-14	149.9	-	154.9	1-Oct-14	146.9	158.4	158.9
17-Sep-14	149.9	-	154.9	17-Sep-14	146.9	161.9	167.9
3-Sep-14	149.9	-	159.9	3-Sep-14	146.9	161.9	167.9
20-Aug-14	149.9	-	154.9	20-Aug-14	146.9	161.9	167.9
6-Aug-14	153.9	-	159.9	6-Aug-14	153.9	161.9	167.9
23-Jul-14	153.9	-	159.9	23-Jul-14	153.9	161.9	167.9
9-Jul-14	153.9	-	159.9	9-Jul-14	153.9	161.9	167.9
25-Jun-14	153.9	-	159.9	25-Jun-14	153.9	161.9	167.9
11-Jun-14	153.9	-	159.9	11-Jun-14	153.9	161.9	167.9
28-May-14	153.9	-	159.9	28-May-14	153.9	161.9	167.9
14-May-14	153.9	-	159.9	14-May-14	153.9	159.9	167.9
30-Apr-14	153.9	-	159.9	30-Apr-14	153.9	163.9	167.9
16-Apr-14	149.9	-	159.9	16-Apr-14	147.9	157.9	167.9
2-Apr-14	149.9	-	159.9	2-Apr-14	147.9	157.9	167.9
19-Mar-14	149.9	-	154.9	19-Mar-14	143.9	153.9	174.9
5-Mar-14	149.9	-	159.9	5-Mar-14	143.9	153.9	174.9
19-Feb-14	149.9	-	159.9	19-Feb-14	139.9	149.9	171.9
5-Feb-14	144.9	-	154.9	5-Feb-14	139.9	149.9	168.9
22-Jan-14	144.9	-	154.9	22-Jan-14	139.9	149.9	163.9
8-Jan-14	144.9	-	154.9	8-Jan-14	139.9	149.9	163.9
Dec '13	149.9	-	154.9	Dec '13	139.9	149.9	158.9
Nov '13	149.9	-	154.9	Nov '13	144.9	154.9	159.9
Oct '13	149.9	-	151.6	Oct '13	148.2	159.9	153.2
Sep '13	152.4	-	149.9	Sep '13	149.9	159.9	147.4
Aug '13	154.9	-	149.9	Aug '13	148.7	160.2	147.4
Jul '13	154.9	-	149.9	Jul '13	149.9	159.9	147.4
Jun '13	154.9	-	149.9	Jun '13	159.9	167.4	148.7
May '13	146.9	-	145.9	May '13	148.2	157.2	145.4
Apr '13	139.9	-	145.9	Apr '13	139.9	149.9	151.9
Mar '13	139.9	-	145.9	Mar '13	139.9	149.9	153.9
Feb '13	139.9	-	145.9	Feb '13	137.9	148.9	151.9
Jan '13	139.9	-	145.9	Jan '13	139.9	149.9	151.4
Dec '12	139.9	-	145.9	Dec '12	139.9	149.9	145.9
Nov '12	139.9	-	145.9	Nov '12	144.9	154.9	145.9
Oct '12	n/a	-	n/a	Oct '12	149.9	157.6	147.2
Sep '12	n/a	-	n/a	Sep '12	148.9	156.9	147.2
Aug '12	n/a	-	n/a	Aug '12	145.9	154.4	144.4
Jul '12	n/a	-	n/a	Jul '12	145.9	154.2	144.2
Jun '12	159.0	-	159.0	Jun '12	145.9	154.2	143.9
May '12	152.3	-	159.0	May '12	145.9	154.2	146.2
Apr '12	149.0	-	159.0	Apr '12	144.4	154.4	149.9
Mar '12	147.0	-	159.0	Mar '12	136.4	146.4	147.4
Feb '12	145.0	-	159.0	Feb '12	132.9	142.9	145.9
Jan '12	145.0	-	159.0	Jan '12	134.9	144.9	154.4

Retail Motor Fuel Prices — Dawson City & Destruction Bay

	Dawson City Self-serve			Full-serve		Destruction Bay Self-serve			Full-serve
	regular	premium	diesel	propane		regular	premium	diesel	propane
21-Jan-15	132.2	139.4	158.9	135.0	21-Jan-15	121.9	131.9	129.9	126.9
7-Jan-15	136.0	143.2	163.4	135.0	7-Jan-15	121.9	131.9	140.9	132.9
23-Dec-14	142.5	152.2	163.4	135.0	23-Dec-14	123.9	133.9	155.9	132.9
10-Dec-14	147.8	154.8	172.9	n/a	10-Dec-14	133.9	143.9	155.9	132.9
26-Nov-14	147.7	157.4	166.4	135.0	26-Nov-14	138.9	158.9	158.9	132.9
12-Nov-14	148.9	157.4	167.4	135.0	12-Nov-14	140.9	150.9	169.9	126.9
29-Oct-14	159.2	166.7	168.9	135.0	29-Oct-14	142.9	154.9	152.9	126.9
15-Oct-14	159.2	166.7	168.9	135.0	15-Oct-14	151.9	161.9	151.9	124.9
1-Oct-14	154.7	166.7	168.9	135.0	1-Oct-14	151.9	161.9	151.9	124.9
17-Sep-14	159.2	166.7	168.9	135.0	17-Sep-14	153.9	163.9	153.9	124.9
3-Sep-14	159.2	166.7	168.9	135.0	3-Sep-14	153.9	163.9	153.9	124.9
20-Aug-14	159.2	166.7	168.9	135.0	20-Aug-14	152.9	162.9	152.9	124.9
6-Aug-14	159.2	166.7	168.9	135.0	6-Aug-14	n/a	n/a	n/a	n/a
23-Jul-14	159.2	166.7	168.9	135.0	23-Jul-14	n/a	n/a	n/a	n/a
9-Jul-14	160.4	167.9	169.4	135.0	9-Jul-14	154.9	164.9	156.9	129.9
25-Jun-14	155.7	164.2	168.4	135.0	25-Jun-14	158.9	168.9	156.9	129.9
11-Jun-14	154.2	161.7	165.9	135.0	11-Jun-14	158.9	168.9	161.9	129.9
28-May-14	154.2	161.7	165.9	135.0	28-May-14	157.9	167.9	169.9	129.9
14-May-14	154.2	161.7	165.9	135.0	14-May-14	156.9	166.9	169.9	150.0
30-Apr-14	152.2	159.7	167.4	135.0	30-Apr-14	154.9	164.9	172.9	150.0
16-Apr-14	152.2	159.7	167.4	135.0	16-Apr-14	154.9	164.9	172.9	110.0
2-Apr-14	152.2	159.7	167.4	135.0	2-Apr-14	154.9	164.9	172.9	143.9
19-Mar-14	150.7	157.7	166.9	130.0	19-Mar-14	154.9	164.9	172.9	143.9
5-Mar-14	150.7	157.7	166.9	130.0	5-Mar-14	152.9	162.9	173.9	143.9
19-Feb-14	150.7	157.7	167.4	135.0	19-Feb-14	147.9	157.9	172.9	143.9
5-Feb-14	148.5	155.5	167.7	n/a	5-Feb-14	143.9	153.9	172.9	105.9
22-Jan-14	148.5	155.5	167.7	n/a	22-Jan-14	141.9	151.9	168.9	105.9
8-Jan-14	148.5	155.0	167.7	n/a	8-Jan-14	139.9	149.9	166.9	105.9
Dec '13	154.0	162.3	163.4	120.0	Dec '13	141.9	151.9	163.4	105.9
Nov '13	157.1	165.6	163.1	120.0	Nov '13	143.4	153.4	158.9	105.9
Oct '13	160.1	168.9	161.9	120.0	Oct '13	142.9	152.9	153.6	105.9
Sep '13	162.9	168.4	162.4	120.0	Sep '13	147.9	157.9	148.9	105.9
Aug '13	162.9	168.4	162.4	120.0	Aug '13	146.9	156.9	142.4	108.0
Jul '13	164.8	170.3	162.7	120.0	Jul '13	149.9	159.9	140.9	110.0
Jun '13	166.8	172.3	162.9	120.0	Jun '13	155.8	165.9	141.9	110.0
May '13	155.4	162.4	165.2	120.0	May '13	152.9	162.9	144.9	108.6
Apr '13	145.7	157.1	152.5	120.0	Apr '13	146.9	156.9	146.9	106.9
Mar '13	142.1	155.2	157.9	n/a	Mar '13	146.9	156.9	152.4	105.9
Feb '13	143.5	155.6	150.6	120.0	Feb '13	143.4	153.4	153.4	105.9
Jan '13	149.1	158.2	155.4	120.0	Jan '13	132.9	142.9	143.9	105.9
Dec '12	151.9	157.4	152.6	120.0	Dec '12	138.9	148.9	149.9	105.9
Nov '12	152.2	159.3	154.4	120.0	Nov '12	139.4	149.4	146.9	105.9
Oct '12	153.0	159.6	156.2	120.0	Oct '12	150.6	160.6	147.2	105.9
Sep '12	154.7	159.6	159.9	120.0	Sep '12	151.4	161.4	147.9	105.9
Aug '12	152.7	157.3	155.4	120.0	Aug '12	148.4	158.4	141.9	105.9
Jul '12	152.9	157.5	155.1	120.0	Jul '12	145.4	155.4	137.4	106.4
Jun '12	154.4	159.3	157.7	120.0	Jun '12	148.4	158.4	137.9	106.9
May '12	154.9	158.7	158.9	120.0	May '12	146.6	156.6	147.2	106.9
Apr '12	154.5	157.6	157.9	120.0	Apr '12	146.9	156.9	148.4	105.9
Mar '12	151.5	155.3	156.3	120.0	Mar '12	142.4	152.4	148.9	106.4
Feb '12	150.7	155.3	157.1	120.0	Feb '12	136.4	146.4	147.9	105.9
Jan '12	149.1	154.2	157.6	120.0	Jan '12	134.9	144.9	147.9	105.9

Retail Motor Fuel Prices — Eagle Plains & Faro

	Eagle Plains			
	Self-Serve			Full-serve
	regular	premium	diesel	propane
21-Jan-15	173.0	-	155.0	140.0
7-Jan-15	173.0	-	155.0	140.0
23-Dec-14	173.0	-	165.0	140.0
10-Dec-14	n/a	-	n/a	n/a
26-Nov-14	173.0	-	170.0	140.0
12-Nov-14	173.0	-	170.0	140.0
29-Oct-14	173.0	-	175.0	140.0
15-Oct-14	173.0	-	175.0	140.0
1-Oct-14	173.0	-	175.0	140.0
17-Sep-14	173.0	-	170.0	140.0
3-Sep-14	173.0	-	170.0	140.0
20-Aug-14	173.0	-	175.0	140.0
6-Aug-14	173.0	-	175.0	140.9
23-Jul-14	173.0	-	175.0	140.9
9-Jul-14	173.0	-	170.0	140.9
25-Jun-14	173.0	-	175.0	140.9
11-Jun-14	173.0	-	175.0	140.9
28-May-14	173.0	-	175.0	140.9
14-May-14	n/a	-	n/a	n/a
30-Apr-14	173.9	-	170.0	140.9
16-Apr-14	173.9	-	170.0	140.9
2-Apr-14	n/a	-	n/a	n/a
19-Mar-14	173.9	-	175.0	140.9
5-Mar-14	173.9	-	175.0	140.9
19-Feb-14	173.9	-	175.0	140.9
5-Feb-14	173.9	-	175.0	140.0
22-Jan-14	173.9	-	175.0	140.0
8-Jan-14	173.0	-	170.0	140.0
Dec '13	173.0	-	172.5	140.0
Nov '13	173.0	-	175.0	140.0
Oct '13	173.0	-	171.7	140.0
Sep '13	173.0	-	172.5	140.0
Aug '13	173.0	-	175.0	140.0
Jul '13	173.0	-	175.0	-

	Faro		
	Self-Serve		
	regular	premium	diesel
21-Jan-15	115.9	-	149.9
7-Jan-15	121.9	-	149.9
23-Dec-14	121.9	-	149.9
10-Dec-14	141.9	-	151.9
26-Nov-14	141.9	-	151.9
12-Nov-14	141.9	-	151.9
29-Oct-14	148.9	-	151.9
15-Oct-14	n/a	-	n/a
1-Oct-14	148.9	-	169.9
17-Sep-14	148.9	-	169.9
3-Sep-14	148.9	-	169.9
20-Aug-14	155.9	-	169.9
6-Aug-14	155.9	-	169.9
23-Jul-14	155.9	-	169.9
9-Jul-14	155.9	-	169.9
25-Jun-14	155.9	-	169.9
11-Jun-14	155.9	-	169.9
28-May-14	155.9	-	169.9
14-May-14	155.9	-	169.9
30-Apr-14	149.9	-	171.9
16-Apr-14	149.9	-	171.9
2-Apr-14	145.9	-	176.9
19-Mar-14	145.9	-	176.9
5-Mar-14	145.9	-	176.9
19-Feb-14	141.9	-	170.9
5-Feb-14	141.9	-	165.9
22-Jan-14	151.9	-	165.9
8-Jan-14	141.9	-	165.9
Dec '13	141.9	-	161.9
Nov '13	152.9	-	161.9
Oct '13	150.2	-	150.2
Sep '13	151.0	-	148.0
Aug '13	151.0	-	148.0
Jul '13	157.0	-	148.0
May '13	151.6	-	150.6
Apr '13	141.9	-	157.9
Mar '13	141.9	-	157.9
Feb '13	140.0	-	152.5
Jan '13	142.0	-	155.0
Dec '12	147.4	-	146.9
Nov '12	149.9	-	145.9
Oct '12	149.9	-	145.9
Sep '12	149.9	-	145.9
Aug '12	145.9	-	139.9
Jul '12	145.9	-	139.9
Jun '12	147.9	-	151.9
May '12	147.9	-	151.9
Apr '12	132.9	-	151.9
Mar '12	132.9	-	151.9
Feb '12	132.9	-	151.9
Jan '12	136.9	-	154.9

Retail Motor Fuel Prices — Haines Junction

	Self-serve			Full-serve		
	regular	premium	diesel	regular	diesel	propane
21-Jan-15	104.7	108.9	132.2	-	-	114.9
7-Jan-15	113.7	122.4	136.1	-	-	124.0
23-Dec-14	118.2	128.9	137.7	-	-	124.0
10-Dec-14	128.7	132.9	139.7	-	-	105.0
26-Nov-14	133.7	139.4	144.4	-	-	124.0
12-Nov-14	133.7	139.4	144.4	-	-	124.0
29-Oct-14	133.7	139.4	145.4	-	-	124.0
15-Oct-14	139.1	145.4	147.9	-	-	124.0
1-Oct-14	139.7	145.4	147.9	-	-	124.0
17-Sep-14	139.7	145.4	147.9	-	-	124.0
3-Sep-14	139.7	145.4	147.9	-	-	124.0
20-Aug-14	140.2	145.4	149.4	-	-	124.0
6-Aug-14	141.2	146.9	149.4	-	-	124.0
23-Jul-14	142.2	147.9	149.4	-	-	124.0
9-Jul-14	146.4	153.4	151.2	-	-	124.0
25-Jun-14	145.9	152.4	150.4	-	-	124.0
11-Jun-14	144.6	148.9	149.9	-	-	124.0
28-May-14	144.2	150.9	152.4	-	-	124.0
14-May-14	145.9	151.9	153.7	-	-	124.0
30-Apr-14	144.7	151.9	153.4	-	-	124.0
16-Apr-14	139.9	144.9	153.7	-	-	124.0
2-Apr-14	138.9	144.9	153.7	-	-	124.0
19-Mar-14	139.9	146.9	154.9	-	-	105.0
5-Mar-14	137.7	143.4	154.9	-	-	105.0
19-Feb-14	134.2	141.9	152.2	-	-	105.0
5-Feb-14	131.9	136.9	148.9	-	-	105.0
22-Jan-14	131.9	136.9	148.9	-	-	105.0
8-Jan-14	131.9	136.9	148.9	-	-	105.0
Dec '13	136.2	n/a	149.7	-	-	105.0
Nov '13	137.6	141.2	143.5	-	-	105.0
Oct '13	141.1	148.9	141.9	-	-	105.0
Sep '13	141.9	148.9	141.9	-	-	105.0
Aug '13	143.0	148.9	141.9	-	-	105.0
Jul '13	146.2	148.9	144.2	-	-	105.0
Jun '13	151.3	161.9	145.0	-	-	105.0
May '13	143.2	151.4	145.3	-	-	105.0
Apr '13	136.7	141.9	146.4	-	-	105.0
Mar '13	136.5	144.7	147.6	-	-	105.0
Feb '13	132.7	139.2	143.3	-	-	105.0
Jan '13	132.1	138.9	142.7	-	-	105.0
Dec '12	133.7	141.7	141.9	-	-	105.0
Nov '12	136.4	143.7	138.1	-	-	105.0
Oct '12	141.0	148.1	139.2	-	-	105.0
Sep '12	139.6	144.9	137.9	-	-	105.0
Aug '12	139.2	146.4	137.6	-	-	105.0
Jul '12	139.0	147.9	138.4	-	-	105.0
Jun '12	138.4	145.4	140.2	-	-	n/a
May '12	139.6	149.6	145.7	-	-	105.0
Apr '12	138.6	150.9	145.5	-	-	n/a
Mar '12	132.3	140.9	145.5	-	-	n/a
Feb '12	129.0	134.9	145.5	-	-	105.0
Jan '12	129.2	134.9	145.5	-	-	n/a

Retail Motor Fuel Prices — Mayo

	Self-serve			Full-serve	
	regular	premium	diesel	regular	diesel
21-Jan-15	110.9	-	139.9	117.9	142.9
7-Jan-15	117.9	-	143.9	127.9	152.9
23-Dec-14	124.9	-	145.9	137.9	160.9
10-Dec-14	133.9	-	148.9	140.9	160.9
26-Nov-14	135.9	-	148.9	n/a	n/a
12-Nov-14	n/a	-	n/a	145.9	160.9
29-Oct-14	n/a	-	n/a	n/a	n/a
15-Oct-14	n/a	-	n/a	154.9	160.9
1-Oct-14	n/a	-	n/a	154.9	160.9
17-Sep-14	n/a	-	n/a	154.9	160.9
3-Sep-14	n/a	-	n/a	154.9	160.9
20-Aug-14	n/a	-	n/a	n/a	n/a
6-Aug-14	n/a	-	n/a	n/a	n/a
23-Jul-14	n/a	-	n/a	n/a	n/a
9-Jul-14	n/a	-	n/a	154.9	160.9
25-Jun-14	n/a	-	n/a	154.9	160.9
11-Jun-14	n/a	-	n/a	154.9	160.9
28-May-14	n/a	-	n/a	154.9	160.9
14-May-14	n/a	-	n/a	154.9	160.9
30-Apr-14	n/a	-	n/a	154.9	160.9
16-Apr-14	n/a	-	n/a	149.9	160.9
2-Apr-14	n/a	-	n/a	149.9	160.9
19-Mar-14	161.0	-	154.9	149.9	160.9
5-Mar-14	161.0	-	154.9	149.9	168.8
19-Feb-14	n/a	-	n/a	n/a	n/a
5-Feb-14	161.0	-	154.9	159.9	160.9
22-Jan-14	161.0	-	154.9	159.9	160.9
8-Jan-14	161.0	-	154.9	159.9	160.9
Dec '13	161.0	-	154.9	159.9	160.9
Nov '13	161.0	-	154.9	159.9	160.9
Oct '13	169.9	-	155.9	159.9	152.9
Sep '13	169.9	-	155.9	159.9	148.9
Aug '13	169.9	-	155.9	159.9	148.9
Jul '13	162.9	-	150.9	169.9	159.9
Jun '13	n/a	-	n/a	169.9	155.9
May '13	154.0	-	155.0	160.4	155.9
Apr '13	154.0	-	155.0	n/a	n/a
Mar '13	154.0	-	155.0	150.9	155.9
Feb '13	154.0	-	155.0	150.9	155.9
Jan '13	154.0	-	155.0	150.9	155.9
Dec '12	154.0	-	155.0	150.9	155.9
Nov '12	154.0	-	155.0	153.4	155.9
Oct '12	154.0	-	155.0	150.9	155.9
Sep '12	154.0	-	155.0	150.9	155.9
Aug '12	154.0	-	150.0	150.9	148.4
Jul '12	154.0	-	150.0	150.9	150.9
Jun '12	154.0	-	155.0	150.9	150.9
May '12	154.0	-	155.0	150.9	159.9
Apr '12	154.0	-	155.0	n/a	n/a
Mar '12	154.0	-	155.0	150.9	159.9
Feb '12	154.0	-	155.0	150.9	159.9
Jan '12	154.0	-	155.0	150.9	159.9

Retail Motor Fuel Prices — Pelly Crossing & Ross River

	Pelly Crossing Self-serve	
	regular	diesel
21-Jan-15	122.9	157.9
7-Jan-15	128.9	157.9
23-Dec-14	137.9	157.9
10-Dec-14	146.9	157.9
26-Nov-14	146.9	157.9
12-Nov-14	146.9	157.9
29-Oct-14	154.9	169.9
15-Oct-14	154.9	169.9
1-Oct-14	154.9	169.9
17-Sep-14	154.9	169.9
3-Sep-14	n/a	n/a
20-Aug-14	154.9	169.9
6-Aug-14	154.9	169.9
23-Jul-14	154.9	169.9
9-Jul-14	154.9	169.9
25-Jun-14	154.9	169.9
11-Jun-14	154.9	169.9
28-May-14	154.9	169.9
14-May-14	154.9	169.9
30-Apr-14	149.9	159.9
16-Apr-14	149.9	159.9
2-Apr-14	149.9	169.9
19-Mar-14	149.9	169.9
5-Mar-14	149.9	159.9
19-Feb-14	149.9	159.9
5-Feb-14	149.9	159.9
22-Jan-14	149.9	159.9
8-Jan-14	149.9	159.9
Dec '13	149.9	159.9
Nov '13	152.4	157.4
Oct '13	154.9	151.6
Sep '13	154.9	154.9
Aug '13	154.9	154.9
Jul '13	149.9	149.9
Jun '13	159.9	149.9
May '13	150.6	151.6
Apr '13	145.9	154.9
Mar '13	142.9	154.9
Feb '13	139.9	154.9
Jan '13	139.9	148.9
Dec '12	139.9	147.9
Nov '12	144.9	148.9
Oct '12	154.9	154.9
Sep '12	152.4	157.4
Aug '12	149.9	145.9
Jul '12	149.9	145.9
Jun '12	149.9	145.9
May '12	149.9	155.9
Apr '12	149.9	155.9
Mar '12	142.9	154.9
Feb '12	139.9	159.9
Jan '12	139.9	159.9

	Ross River Self-serve	
	regular	diesel
21-Jan-15	115.0	130.1
7-Jan-15	115.0	130.1
23-Dec-14	n/a	n/a
10-Dec-14	n/a	n/a
26-Nov-14	125.8	130.1
12-Nov-14	148.9	147.3
29-Oct-14	148.9	147.3
15-Oct-14	148.9	147.3
1-Oct-14	148.9	147.3
17-Sep-14	151.5	143.7
3-Sep-14	151.5	143.7
20-Aug-14	151.5	143.7
6-Aug-14	151.5	143.7
23-Jul-14	151.5	143.7
9-Jul-14	151.5	143.7
25-Jun-14	152.0	150.7
11-Jun-14	152.0	150.7
28-May-14	152.0	150.7
14-May-14	152.0	150.7
30-Apr-14	148.1	150.7
16-Apr-14	148.1	150.7
2-Apr-14	146.9	169.9
19-Mar-14	146.9	169.9
5-Mar-14	137.9	169.9
19-Feb-14	137.9	169.9
5-Feb-14	137.9	161.9
22-Jan-14	137.9	161.9
8-Jan-14	137.9	161.9
Dec '13	137.9	161.9
Nov '13	147.9	152.9
Oct '13	147.9	150.2
Sep '13	145.9	142.9
Aug '13	149.0	147.0
Jul '13	152.0	151.0
Jun '13	152.0	151.0
May '13	141.2	149.2
Apr '13	135.3	147.8
Mar '13	135.3	147.8
Feb '13	137.1	148.9
Jan '13	138.9	138.9
Dec '12	140.9	142.4
Nov '12	142.9	145.9
Oct '12	142.9	145.9
Sep '12	142.9	145.9
Aug '12	142.9	141.9
Jul '12	139.9	147.9
Jun '12	139.9	147.9
May '12	139.9	147.9
Apr '12	136.9	147.9
Mar '12	134.9	146.4
Feb '12	132.9	149.9
Jan '12	134.9	149.9

Retail Motor Fuel Prices — Stewart Crossing & Tagish

	Stewart Crossing		
	Self-Serve		
	regular	premium	diesel
21-Jan-15	113.0	119.0	148.0
7-Jan-15	127.0	133.0	154.0

23-Dec-14	133.0	139.0	157.0
10-Dec-14	141.0	147.0	157.0
26-Nov-14	146.0	152.0	165.0
12-Nov-14	146.0	152.0	165.0
29-Oct-14	148.0	154.0	165.0
15-Oct-14	153.0	163.0	165.0
1-Oct-14	153.0	163.0	165.0
17-Sep-14	153.0	163.0	165.0
3-Sep-14	153.0	163.0	165.0
20-Aug-14	153.0	163.0	165.0
6-Aug-14	n/a	n/a	n/a
23-Jul-14	157.0	163.0	165.0
9-Jul-14	162.0	164.0	160.9
25-Jun-14	162.0	164.0	160.9
11-Jun-14	158.0	164.0	160.9
28-May-14	158.0	164.0	160.9
14-May-14	158.0	164.0	160.9
30-Apr-14	158.0	167.0	160.9
16-Apr-14	151.0	157.0	160.9
2-Apr-14	151.0	157.0	160.9
19-Mar-14	155.0	157.0	160.9
5-Mar-14	151.0	157.0	160.9
19-Feb-14	151.0	157.0	160.9
5-Feb-14	146.0	152.0	155.9
22-Jan-14	146.0	152.0	155.9
8-Jan-14	146.0	152.0	155.9

Dec '13	146.0	152.0	155.9
Nov '13	146.0	164.0	153.9
Oct '13	158.0	164.0	152.5
Sep '13	158.0	164.0	153.5
Aug '13	158.0	164.0	153.9
Jul '13	162.0	168.0	153.9
Jun '13	166.0	172.0	153.9
May '13	156.3	158.7	157.2
Apr '13	146.0	152.0	158.9
Mar '13	149.5	153.0	155.9
Feb '13	148.0	154.0	152.9
Jan '13	148.0	154.0	152.9

Dec '12	148.0	154.0	152.9
Nov '12	150.0	156.0	147.7
Oct '12	154.0	160.0	147.5
Sep '12	154.0	160.0	147.5
Aug '12	154.0	160.0	147.5
Jul '12	154.0	160.0	147.5
Jun '12	154.0	160.0	147.5
May '12	154.0	160.0	155.9
Apr '12	154.0	160.0	155.9
Mar '12	150.0	156.0	155.9
Feb '12	150.0	n/a	155.9
Jan '12	150.0	156.0	155.9

	Tagish			
	Self-serve			Full-serve
	regular	premium	diesel	propane
21-Jan-15	106.4	124.8	119.4	100.0
7-Jan-15	129.9	134.8	146.9	110.0

23-Dec-14	n/a	n/a	n/a	n/a
10-Dec-14	136.4	134.8	146.9	110.0
26-Nov-14	138.9	149.8	150.4	110.0
12-Nov-14	138.9	149.8	150.4	110.0
29-Oct-14	138.9	149.8	150.4	110.0
15-Oct-14	144.4	149.8	150.4	110.0
1-Oct-14	144.4	149.8	150.4	110.0
17-Sep-14	144.4	149.8	150.4	110.0
3-Sep-14	144.4	149.8	150.4	110.0
20-Aug-14	144.4	149.8	150.4	110.0
6-Aug-14	144.4	149.8	150.4	110.0
23-Jul-14	142.8	149.8	149.8	110.0
9-Jul-14	146.4	149.8	152.4	110.0
25-Jun-14	146.4	149.8	152.4	110.0
11-Jun-14	144.9	149.8	152.4	110.0
28-May-14	144.9	149.8	152.4	110.0
14-May-14	142.4	152.8	151.4	130.0
30-Apr-14	143.9	152.8	151.4	130.0
16-Apr-14	140.9	146.8	151.4	130.0
2-Apr-14	140.9	146.9	151.4	135.0
19-Mar-14	140.9	146.8	151.4	135.0
5-Mar-14	138.9	143.8	151.4	135.0
19-Feb-14	136.4	138.8	151.4	110.0
5-Feb-14	136.4	138.8	151.4	110.0
22-Jan-14	141.4	138.8	151.4	110.0
8-Jan-14	141.4	138.8	151.4	110.0

Dec '13	141.9	146.8	147.2	115.0
Nov '13	142.4	146.8	145.4	112.5
Oct '13	147.4	146.8	144.9	111.7
Sep '13	147.4	156.8	144.9	115.0
Aug '13	147.4	156.8	144.9	110.0
Jul '13	147.4	156.8	144.9	107.5
Jun '13	148.9	156.8	145.4	107.5
May '13	142.7	150.1	145.9	108.3
Apr '13	139.9	144.8	145.9	105.0
Mar '13	139.9	144.8	145.9	105.0
Feb '13	136.4	140.8	144.9	110.0
Jan '13	137.4	140.8	140.4	115.0

Dec '12	141.2	140.8	140.7	115.0
Nov '12	138.9	146.9	141.4	110.0
Oct '12	141.4	147.8	144.9	111.7
Sep '12	140.4	147.3	144.9	110.0
Aug '12	140.2	145.8	145.7	110.0
Jul '12	137.9	145.8	141.4	115.0
Jun '12	137.9	145.8	142.2	115.0
May '12	137.9	145.8	144.6	115.0
Apr '12	137.9	145.8	144.9	115.0
Mar '12	134.4	140.3	144.9	115.0
Feb '12	132.9	138.8	144.9	115.0
Jan '12	130.4	138.8	141.2	115.0

Retail Motor Fuel Prices — Teslin

	Self-serve			Full-serve
	regular	premium	diesel	propane
21-Jan-15	98.9	108.9	132.9	115.0
7-Jan-15	114.4	124.9	139.9	115.0
23-Dec-14	120.4	128.9	142.9	115.0
10-Dec-14	126.9	136.9	149.9	115.0
26-Nov-14	130.9	141.9	151.9	115.0
12-Nov-14	130.9	141.9	149.9	115.0
29-Oct-14	130.9	141.9	148.9	110.0
15-Oct-14	138.9	148.9	149.9	110.0
1-Oct-14	139.9	n/a	149.9	110.0
17-Sep-14	139.4	148.9	149.9	110.0
3-Sep-14	139.4	148.9	149.9	110.0
20-Aug-14	139.4	148.9	149.9	107.5
6-Aug-14	139.4	148.9	149.9	107.5
23-Jul-14	143.4	152.9	149.4	107.5
9-Jul-14	147.9	157.9	150.4	110.0
25-Jun-14	147.9	157.9	150.4	110.0
11-Jun-14	143.9	153.9	150.4	110.0
28-May-14	146.9	156.9	150.4	121.5
14-May-14	146.9	156.9	151.9	121.5
30-Apr-14	146.9	156.9	152.9	121.5
16-Apr-14	141.9	151.9	152.9	121.5
2-Apr-14	141.9	152.9	152.9	121.5
19-Mar-14	141.9	152.9	152.9	121.5
5-Mar-14	136.9	152.9	156.4	121.5
19-Feb-14	135.9	152.9	155.9	121.5
5-Feb-14	135.9	152.9	159.9	121.5
22-Jan-14	132.9	152.9	148.9	110.0
8-Jan-14	132.9	152.9	148.9	110.0
Dec '13	138.9	152.9	149.7	108.5
Nov '13	138.4	152.9	142.9	107.0
Oct '13	141.2	152.9	143.4	107.0
Sep '13	143.2	152.9	146.4	107.0
Aug '13	143.9	152.9	140.2	111.3
Jul '13	144.7	154.9	141.4	112.5
Jun '13	149.4	157.9	141.2	112.5
May '13	141.1	150.2	141.4	110.8
Apr '13	133.7	143.4	143.2	112.5
Mar '13	133.9	143.9	143.9	110.0
Feb '13	132.7	142.4	141.9	107.5
Jan '13	132.2	141.4	141.2	107.5
Dec '12	133.2	143.4	140.2	107.5
Nov '12	134.4	143.9	136.7	107.5
Oct '12	138.9	149.9	138.9	107.5
Sep '12	140.7	149.9	139.7	107.5
Aug '12	139.4	149.9	138.9	107.5
Jul '12	138.9	149.9	134.4	107.5
Jun '12	137.9	147.9	135.2	107.5
May '12	138.2	148.6	140.1	107.5
Apr '12	137.2	145.4	143.4	110.0
Mar '12	131.9	143.9	143.2	110.0
Feb '12	125.9	130.9	141.9	110.0
Jan '12	126.4	130.9	142.2	110.0

Retail Motor Fuel Prices — Watson Lake

	Self-serve			Full-serve	
	regular	premium	diesel	diesel	propane
21-Jan-15	99.9	111.9	125.9	-	130.9
7-Jan-15	101.9	115.9	135.9	-	130.9
23-Dec-14	111.9	123.4	137.4	n/a	130.9
10-Dec-14	117.9	129.9	142.9	140.9	130.9
26-Nov-14	125.9	134.9	146.9	140.9	130.9
12-Nov-14	131.4	141.4	148.9	140.9	130.9
29-Oct-14	133.9	148.9	141.4	140.9	130.9
15-Oct-14	143.9	148.9	150.2	140.9	130.9
1-Oct-14	144.7	151.6	150.7	140.9	130.9
17-Sep-14	145.4	152.6	150.7	140.9	127.2
3-Sep-14	145.4	152.6	151.4	140.9	127.2
20-Aug-14	145.4	152.6	150.7	140.9	127.2
6-Aug-14	145.9	151.6	151.9	140.9	127.2
23-Jul-14	145.9	151.6	152.7	140.9	127.2
9-Jul-14	146.7	154.2	153.2	140.9	127.2
25-Jun-14	146.7	154.2	153.9	140.9	127.2
11-Jun-14	146.7	153.9	153.2	140.9	130.3
28-May-14	148.9	157.4	151.9	140.9	127.2
14-May-14	141.9	152.9	152.9	140.9	130.9
30-Apr-14	145.9	157.9	157.9	140.9	130.9
16-Apr-14	137.9	148.4	152.9	140.9	130.9
2-Apr-14	137.9	148.4	152.9	140.9	130.9
19-Mar-14	143.9	149.9	162.9	140.9	130.9
5-Mar-14	143.9	157.9	165.9	140.9	130.9
19-Feb-14	139.9	149.9	162.9	140.9	130.9
5-Feb-14	144.9	156.9	162.9	140.9	130.9
22-Jan-14	144.9	156.9	159.9	140.9	130.9
8-Jan-14	141.9	153.9	159.9	140.9	130.9
Dec '13	144.8	156.9	154.9	140.9	131.4
Nov '13	147.9	159.9	151.4	n/a	131.9
Oct '13	149.0	159.6	148.0	140.9	130.7
Sep '13	149.6	158.4	147.2	140.9	130.3
Aug '13	149.6	159.4	147.2	140.9	130.6
Jul '13	149.3	158.2	146.9	140.9	126.7
Jun '13	148.9	158.2	146.6	140.9	126.2
May '13	139.1	149.2	143.8	140.9	124.7
Apr '13	137.9	149.9	144.9	140.9	123.7
Mar '13	137.9	149.9	144.9	140.9	126.4
Feb '13	130.9	141.7	141.2	140.9	120.9
Jan '13	129.9	132.9	136.9	140.9	120.9
Dec '12	130.4	140.9	137.9	140.9	126.4
Nov '12	137.4	147.7	138.2	140.9	126.4
Oct '12	140.1	149.5	140.0	140.9	126.9
Sep '12	137.9	146.2	141.6	140.9	127.2
Aug '12	138.5	146.4	139.6	134.9	127.2
Jul '12	137.7	144.3	139.8	134.9	125.3
Jun '12	137.7	145.4	141.2	134.9	127.2
May '12	139.5	148.0	145.1	134.9	127.2
Apr '12	140.2	147.9	144.9	134.9	126.4
Mar '12	140.1	147.7	144.6	134.9	126.4
Feb '12	138.9	145.9	144.2	134.9	126.4
Jan '12	138.9	145.9	144.2	134.9	126.4

Residential Fuel Prices in Yukon

Average Prices as of January 21st, 2015

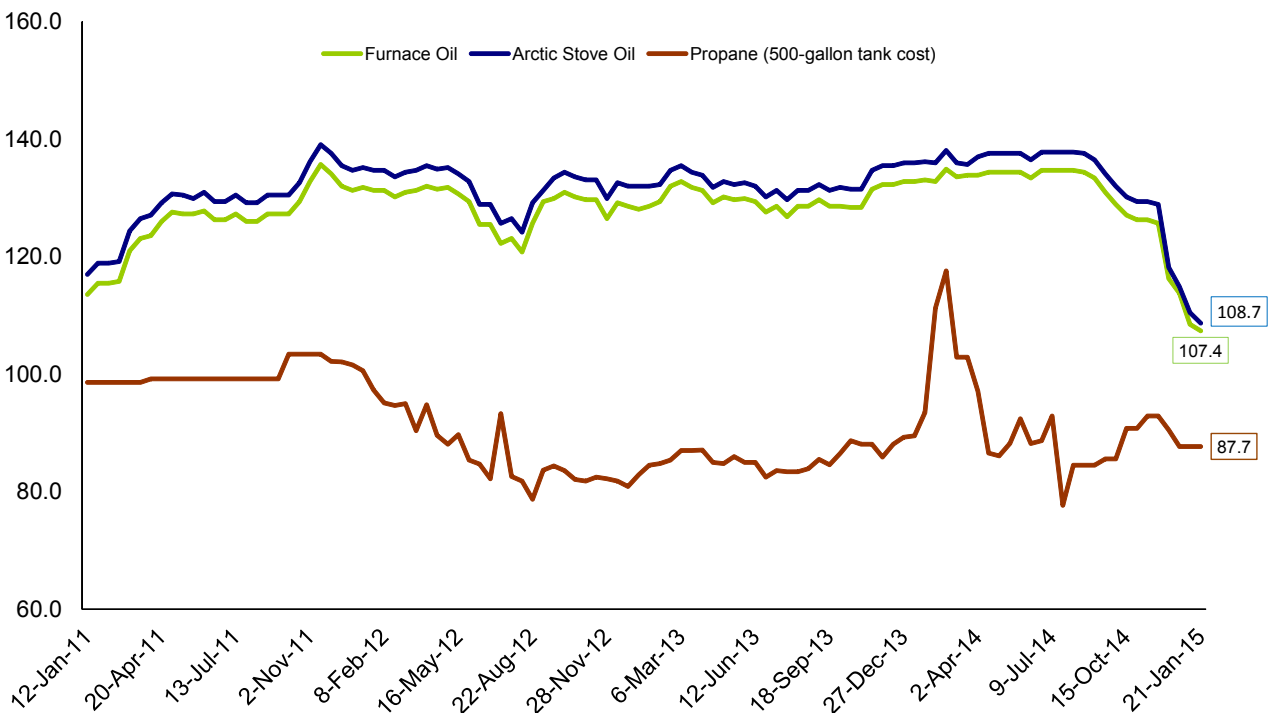
	Residential Heating Fuels			% Change January 22, 2014 to January 21, 2015		
	Furnace Oil	Arctic Stove Oil	Propane (500-gallon tank cost)	Furnace Oil	Arctic Stove Oil	Propane (500-gallon tank cost)
Whitehorse	107.4	108.7	87.7	-19.3%	-20.2%	-6.2%
Carmacks	112.1	115.3	87.7	-15.8%	-15.4%	-6.2%
Dawson City	117.6	119.0	87.7	-15.2%	-16.1%	-6.2%
Faro	112.4	115.5	87.7	-15.7%	-15.4%	-6.2%
Haines Junction	109.3	103.5	87.7	-16.1%	-20.6%	-6.2%
Mayo	116.3	114.1	87.7	-20.7%	-22.2%	-6.2%
Ross River	113.4	116.6	87.7	-15.6%	-15.3%	-6.2%
Tagish	-	112.3	-	-	-23.1%	-
Teslin	112.2	112.2	87.7	-15.8%	-17.7%	-6.2%
Watson Lake	113.8	116.6	87.7	-22.6%	-22.1%	-6.2%

Notes: All prices are Canadian cents per litre, including all applicable taxes.
 "-" indicates this service was not available in this community at this time.

Comparing January 21st, 2015 to January 22nd, 2014, prices for Furnace Oil, Arctic Stove Oil, and Propane decreased in all Yukon communities.

Note: Price discounts may apply to seniors, members of unions or service groups, or for quick payment. Ask your fuel supplier for details.

Average Residential Bi-weekly Heating Fuel Prices, Whitehorse
 January 2011 - January 2015
 (cents per litre)



Residential Heating Fuel Prices — Whitehorse

	Furnace Oil	Arctic Stove Oil	Propane (500-gallon tank cost)
21-Jan-15	107.4	108.7	87.7
7-Jan-15	108.5	110.5	87.7
23-Dec-14	113.8	114.9	87.7
10-Dec-14	116.3	118.2	90.5
26-Nov-14	125.7	128.9	92.9
12-Nov-14	126.3	129.4	92.9
29-Oct-14	126.3	129.4	90.8
15-Oct-14	127.1	130.2	90.8
1-Oct-14	128.9	132.0	85.6
17-Sep-14	131.0	134.1	85.6
3-Sep-14	133.4	136.5	84.5
20-Aug-14	134.4	137.6	84.5
6-Aug-14	134.7	137.8	84.5
23-Jul-14	134.7	137.8	77.7
9-Jul-14	134.7	137.8	92.9
25-Jun-14	134.7	137.8	88.7
11-Jun-14	133.4	136.5	88.2
28-May-14	134.4	137.6	92.4
14-May-14	134.4	137.6	88.2
30-Apr-14	134.4	137.6	86.1
16-Apr-14	134.4	137.6	86.6
2-Apr-14	133.9	137.0	97.1
19-Mar-14	133.9	135.7	102.9
5-Mar-14	133.6	136.0	102.9
19-Feb-14	134.9	138.1	117.6
5-Feb-14	132.8	136.0	111.3
22-Jan-14	133.1	136.2	93.5
8-Jan-14	132.8	136.0	89.5
Dec '13	132.6	135.8	88.7
Nov '13	131.9	135.1	87.0
Oct '13	128.5	131.6	87.8
Sep '13	129.2	131.8	85.1
Aug '13	128.6	131.3	83.7
Jul '13	127.7	130.5	83.5
Jun '13	128.5	131.1	83.8
May '13	129.9	132.6	85.3
Apr '13	130.3	132.9	86.1
Mar '13	132.3	135.0	87.0
Feb '13	130.7	133.5	85.1
Jan '13	128.4	132.0	83.7
Dec '12	128.9	132.3	81.4
Nov '12	128.1	131.5	84.9
Oct '12	130.3	133.7	82.4
Sep '12	129.7	132.4	84.1
Aug '12	123.3	126.7	80.3
Jul '12	122.7	126.1	88.0
Jun '12	125.5	128.9	83.5
May '12	130.6	134.0	87.7
Apr '12	131.8	135.2	92.2
Mar '12	131.2	134.6	92.7
Feb '12	130.8	134.2	94.9
Jan '12	131.6	135.0	99.0

Residential Heating Fuel Prices — Carmacks

	Furnace Oil	Arctic Stove Oil	Propane (500-gallon tank cost)
21-Jan-15	112.1	115.3	87.7
7-Jan-15	115.3	118.4	87.7
23-Dec-14	122.6	125.8	87.7
10-Dec-14	125.8	128.9	95.0
26-Nov-14	126.8	130.0	92.9
12-Nov-14	126.8	130.0	92.9
29-Oct-14	126.8	130.0	90.8
15-Oct-14	128.9	132.1	90.8
1-Oct-14	131.0	134.2	85.6
17-Sep-14	136.3	139.4	85.6
3-Sep-14	136.3	139.4	84.5
20-Aug-14	136.3	139.4	84.5
6-Aug-14	136.3	139.4	84.5
23-Jul-14	136.3	139.4	77.7
9-Jul-14	136.3	139.4	92.9
25-Jun-14	136.3	139.4	88.7
11-Jun-14	136.3	139.4	88.2
28-May-14	136.3	139.4	92.4
14-May-14	136.3	139.4	88.2
30-Apr-14	136.3	139.4	86.1
16-Apr-14	136.3	139.4	86.6
2-Apr-14	136.3	139.4	97.1
19-Mar-14	136.3	139.4	102.9
5-Mar-14	136.3	139.4	102.9
19-Feb-14	136.3	139.4	117.6
5-Feb-14	134.2	137.3	111.3
22-Jan-14	133.1	136.3	93.5
8-Jan-14	133.1	136.3	89.5
Dec '13	133.1	136.3	86.2
Nov '13	133.1	137.6	80.7
Oct '13	128.9	132.1	82.2
Sep '13	128.9	132.1	76.8
Aug '13	128.9	132.1	76.1
Jul '13	131.0	134.2	75.7
Jun '13	133.1	136.3	79.2
May '13	133.8	137.0	81.0
Apr '13	135.2	138.4	81.4
Mar '13	137.3	140.5	80.4
Feb '13	134.2	137.4	76.9
Jan '13	131.0	134.2	74.6
Dec '12	131.0	134.2	69.2
Nov '12	132.6	135.8	71.5
Oct '12	134.2	137.3	72.9
Sep '12	131.6	134.7	75.7
Aug '12	122.6	125.8	68.2
Jul '12	127.9	131.0	73.9
Jun '12	127.9	131.0	73.5
May '12	134.2	137.3	83.8
Apr '12	134.2	137.3	89.7
Mar '12	134.2	137.3	85.7
Feb '12	134.2	137.3	85.5
Jan '12	134.2	137.3	94.5

Residential Heating Fuel Prices — Dawson City

	Furnace Oil	Arctic Stove Oil	Propane (500-gallon tank cost)
21-Jan-15	117.6	119.0	87.7
7-Jan-15	120.8	127.1	87.7
23-Dec-14	128.1	134.4	87.7
10-Dec-14	131.3	134.4	95.0
26-Nov-14	132.3	135.5	92.9
12-Nov-14	132.3	135.5	92.9
29-Oct-14	132.3	135.5	90.8
15-Oct-14	134.4	137.6	90.8
1-Oct-14	136.5	139.7	85.6
17-Sep-14	141.8	144.9	85.6
3-Sep-14	141.8	144.9	84.5
20-Aug-14	141.8	144.9	84.5
6-Aug-14	141.8	144.9	84.5
23-Jul-14	141.8	144.9	77.7
9-Jul-14	141.8	144.9	92.9
25-Jun-14	141.8	144.9	88.7
11-Jun-14	141.8	144.9	88.2
28-May-14	141.8	144.9	92.4
14-May-14	141.8	144.9	88.2
30-Apr-14	141.8	144.9	86.1
16-Apr-14	141.8	144.9	86.6
2-Apr-14	141.8	144.9	97.1
19-Mar-14	141.8	144.9	102.9
5-Mar-14	141.8	144.9	102.9
19-Feb-14	141.8	144.9	117.6
5-Feb-14	139.7	142.8	111.3
22-Jan-14	138.6	141.8	93.5
8-Jan-14	138.6	141.8	89.5
Dec '13	138.6	141.8	86.2
Nov '13	138.6	141.8	80.7
Oct '13	134.4	137.6	82.2
Sep '13	134.4	137.6	76.8
Aug '13	134.4	137.6	76.1
Jul '13	136.5	139.7	75.7
Jun '13	138.6	141.8	80.7
May '13	139.3	142.5	82.8
Apr '13	140.7	139.8	85.6
Mar '13	142.8	139.7	85.3
Feb '13	139.7	137.6	85.0
Jan '13	136.5	136.0	82.5
Dec '12	136.5	136.0	76.8
Nov '12	138.1	136.9	78.5
Oct '12	139.7	138.5	76.3
Sep '12	137.1	138.7	79.6
Aug '12	128.1	138.1	77.7
Jul '12	133.4	140.7	73.9
Jun '12	133.4	139.7	80.4
May '12	139.7	142.7	93.6
Apr '12	139.7	141.9	98.0
Mar '12	139.7	139.4	92.8
Feb '12	139.7	138.6	91.7
Jan '12	139.7	138.6	94.5

Residential Heating Fuel Prices — Faro

	Furnace Oil	Arctic Stove Oil	Propane (500-gallon tank cost)
21-Jan-15	112.4	115.5	87.7
7-Jan-15	115.5	118.7	87.7
23-Dec-14	122.9	126.0	87.7
10-Dec-14	126.0	129.2	95.0
26-Nov-14	127.1	130.2	92.9
12-Nov-14	127.1	130.2	92.9
29-Oct-14	127.1	130.2	90.8
15-Oct-14	129.2	132.3	90.8
1-Oct-14	131.3	134.4	85.6
17-Sep-14	136.5	139.7	85.6
3-Sep-14	136.5	139.7	84.5
20-Aug-14	136.5	139.7	84.5
6-Aug-14	136.5	139.7	84.5
23-Jul-14	136.5	139.7	77.7
9-Jul-14	136.5	139.7	92.9
25-Jun-14	136.5	139.7	88.7
11-Jun-14	136.5	139.7	88.2
28-May-14	136.5	139.7	92.4
14-May-14	136.5	139.7	88.2
30-Apr-14	136.5	139.7	86.1
16-Apr-14	136.5	139.7	86.6
2-Apr-14	136.5	139.7	97.1
19-Mar-14	136.5	139.7	102.9
5-Mar-14	136.5	139.7	102.9
19-Feb-14	136.5	139.7	117.6
5-Feb-14	134.4	137.6	111.3
22-Jan-14	133.4	136.5	93.5
8-Jan-14	133.4	136.5	89.5
Dec '13	133.4	136.5	86.2
Nov '13	133.4	136.5	80.7
Oct '13	129.2	132.3	82.2
Sep '13	129.2	132.3	76.8
Aug '13	129.2	132.3	76.1
Jul '13	131.3	134.4	75.7
Jun '13	133.4	136.5	80.7
May '13	134.1	137.2	82.8
Apr '13	135.5	138.6	85.6
Mar '13	137.6	140.7	85.3
Feb '13	134.5	137.6	85.0
Jan '13	131.3	134.4	82.5
Dec '12	131.3	134.4	76.8
Nov '12	132.9	136.0	78.5
Oct '12	134.4	137.6	76.3
Sep '12	131.8	135.0	79.6
Aug '12	122.9	126.0	77.7
Jul '12	128.1	131.3	73.9
Jun '12	128.1	131.3	80.4
May '12	134.4	137.6	93.6
Apr '12	134.4	137.6	98.0
Mar '12	134.4	137.6	92.8
Feb '12	134.4	137.6	91.7
Jan '12	134.4	137.6	94.5

Residential Heating Fuel Prices — Haines Junction

	Furnace Oil	Arctic Stove Oil	Propane (500-gallon tank cost)
21-Jan-15	109.3	103.5	87.7
7-Jan-15	112.5	105.8	87.7
23-Dec-14	119.8	114.0	87.7
10-Dec-14	123.0	118.7	95.0
26-Nov-14	124.0	125.8	92.9
12-Nov-14	124.0	127.2	92.9
29-Oct-14	124.0	127.1	90.8
15-Oct-14	126.1	127.4	90.8
1-Oct-14	128.2	130.3	85.6
17-Sep-14	133.5	132.4	85.6
3-Sep-14	133.5	130.8	84.5
20-Aug-14	133.5	134.5	84.5
6-Aug-14	133.5	132.9	84.5
23-Jul-14	133.5	132.9	77.7
9-Jul-14	133.5	132.9	92.9
25-Jun-14	133.5	132.9	88.7
11-Jun-14	133.5	134.5	88.2
28-May-14	133.5	134.5	92.4
14-May-14	133.5	134.5	88.2
30-Apr-14	133.5	133.7	86.1
16-Apr-14	133.5	133.7	86.6
2-Apr-14	133.5	133.9	97.1
19-Mar-14	133.5	133.9	102.9
5-Mar-14	133.5	133.9	102.9
19-Feb-14	133.5	133.4	117.6
5-Feb-14	131.4	131.8	111.3
22-Jan-14	130.3	130.3	93.5
8-Jan-14	130.3	129.7	89.5
Dec '13	130.3	126.3	86.2
Nov '13	130.3	126.4	80.7
Oct '13	126.1	124.1	82.2
Sep '13	126.1	127.2	76.8
Aug '13	126.1	122.4	76.1
Jul '13	128.2	123.5	75.7
Jun '13	130.3	124.5	79.2
May '13	131.0	131.0	81.0
Apr '13	132.4	136.3	81.4
Mar '13	134.5	136.6	80.4
Feb '13	131.4	132.1	76.9
Jan '13	128.2	129.5	74.6
Dec '12	128.2	128.6	69.2
Nov '12	129.8	128.8	71.5
Oct '12	131.4	131.3	72.9
Sep '12	128.8	130.7	75.7
Aug '12	120.3	123.0	68.2
Jul '12	125.1	124.8	73.9
Jun '12	125.1	128.2	73.5
May '12	131.4	133.2	83.8
Apr '12	131.4	134.5	89.7
Mar '12	131.4	134.5	85.7
Feb '12	131.4	131.9	85.5
Jan '12	131.4	134.5	94.5

Residential Heating Fuel Prices — Mayo

	Furnace Oil	Arctic Stove Oil	Propane (500-gallon tank cost)
21-Jan-15	116.3	114.1	87.7
7-Jan-15	118.8	119.3	87.7
23-Dec-14	126.8	127.8	87.7
10-Dec-14	132.6	141.8	90.5
26-Nov-14	140.3	140.3	92.9
12-Nov-14	140.3	140.3	92.9
29-Oct-14	140.3	140.3	90.8
15-Oct-14	142.4	142.4	90.8
1-Oct-14	144.5	144.5	85.6
17-Sep-14	149.7	149.7	85.6
3-Sep-14	149.7	149.7	84.5
20-Aug-14	149.7	149.7	84.5
6-Aug-14	149.7	149.7	84.5
23-Jul-14	149.7	149.7	77.7
9-Jul-14	149.7	149.7	92.9
25-Jun-14	149.7	149.7	88.7
11-Jun-14	149.7	149.7	88.2
28-May-14	149.7	149.7	92.4
14-May-14	149.7	149.7	88.2
30-Apr-14	149.7	149.7	86.1
16-Apr-14	149.7	149.7	86.6
2-Apr-14	149.7	149.7	97.1
19-Mar-14	149.7	149.7	102.9
5-Mar-14	149.7	149.7	102.9
19-Feb-14	149.7	149.7	117.6
5-Feb-14	147.6	147.6	111.3
22-Jan-14	146.6	146.6	93.5
8-Jan-14	146.6	146.6	89.5
Dec '13	146.6	146.6	86.2
Nov '13	143.4	146.6	80.7
Oct '13	139.2	142.4	82.2
Sep '13	139.2	142.4	76.8
Aug '13	139.2	142.4	76.1
Jul '13	141.3	144.5	75.7
Jun '13	143.4	146.6	80.7
May '13	144.1	147.3	82.8
Apr '13	145.5	148.7	85.6
Mar '13	147.6	150.8	85.3
Feb '13	144.5	147.7	85.0
Jan '13	141.3	144.5	82.5
Dec '12	141.3	144.5	76.8
Nov '12	142.9	146.1	78.5
Oct '12	144.5	147.6	76.3
Sep '12	141.9	145.0	79.6
Aug '12	132.9	136.1	77.7
Jul '12	138.2	141.3	73.9
Jun '12	138.2	141.3	80.4
May '12	144.5	147.6	93.6
Apr '12	144.5	147.6	98.0
Mar '12	144.5	147.6	92.8
Feb '12	144.5	147.6	91.7
Jan '12	144.5	147.6	94.5

Residential Heating Fuel Prices — Ross River

	Furnace Oil	Arctic Stove Oil	Propane (500-gallon tank cost)
21-Jan-15	113.4	116.6	87.7
7-Jan-15	116.6	119.7	87.7
23-Dec-14	123.9	127.1	87.7
10-Dec-14	127.1	130.2	95.0
26-Nov-14	128.1	131.3	92.9
12-Nov-14	128.1	131.3	92.9
29-Oct-14	128.1	131.3	90.8
15-Oct-14	130.2	133.4	90.8
1-Oct-14	132.3	135.5	85.6
17-Sep-14	137.6	140.7	85.6
3-Sep-14	137.6	140.7	84.5
20-Aug-14	137.6	140.7	84.5
6-Aug-14	137.6	140.7	84.5
23-Jul-14	137.6	140.7	77.7
9-Jul-14	137.6	140.7	92.9
25-Jun-14	137.6	140.7	88.7
11-Jun-14	137.6	140.7	88.2
28-May-14	137.6	140.7	92.4
14-May-14	137.6	140.7	88.2
30-Apr-14	137.6	140.7	86.1
16-Apr-14	137.6	140.7	86.6
2-Apr-14	137.6	140.7	97.1
19-Mar-14	137.6	140.7	102.9
5-Mar-14	137.6	140.7	102.9
19-Feb-14	137.6	140.7	117.6
5-Feb-14	135.5	138.6	111.3
22-Jan-14	134.4	137.6	93.5
8-Jan-14	134.4	137.6	89.5
Dec '13	134.4	137.6	86.2
Nov '13	134.4	137.6	80.7
Oct '13	130.2	133.4	82.2
Sep '13	130.2	133.4	76.8
Aug '13	130.2	133.4	76.1
Jul '13	132.3	135.5	75.7
Jun '13	134.4	137.6	80.7
May '13	135.1	138.3	82.8
Apr '13	136.5	139.7	85.6
Mar '13	138.6	141.8	85.3
Feb '13	135.5	138.7	85.0
Jan '13	132.3	135.5	82.5
Dec '12	132.3	135.5	76.8
Nov '12	133.9	137.1	78.5
Oct '12	135.5	138.6	76.3
Sep '12	132.9	136.0	79.6
Aug '12	123.9	127.1	77.7
Jul '12	129.2	132.3	73.9
Jun '12	129.2	132.3	80.4
May '12	135.5	138.6	93.6
Apr '12	135.5	138.6	98.0
Mar '12	135.5	138.6	92.8
Feb '12	135.5	138.6	91.7
Jan '12	135.5	138.6	94.5

Residential Heating Fuel Prices — Tagish & Teslin

	Tagish		
	Furnace Oil	Arctic Stove Oil	Propane (500-gallon tank cost)
21-Jan-15	-	112.3	-
7-Jan-15	-	136.5	-
23-Dec-14	-	136.5	-
10-Dec-14	-	136.5	-
26-Nov-14	-	142.8	-
12-Nov-14	-	142.8	-
29-Oct-14	-	142.8	-
15-Oct-14	-	149.1	-
1-Oct-14	-	149.1	-
17-Sep-14	-	149.1	-
3-Sep-14	-	149.1	-
20-Aug-14	-	149.1	-
6-Aug-14	-	149.1	-
23-Jul-14	-	149.1	-
9-Jul-14	-	149.1	-
25-Jun-14	-	149.1	-
11-Jun-14	-	149.1	-
28-May-14	-	149.1	-
14-May-14	-	149.1	-
30-Apr-14	-	149.1	-
16-Apr-14	-	149.1	-
2-Apr-14	-	149.1	-
19-Mar-14	-	149.1	-
5-Mar-14	-	146.0	-
19-Feb-14	-	146.0	-
5-Feb-14	-	146.0	-
22-Jan-14	-	146.0	-
8-Jan-14	-	141.8	-
Dec '13	-	140.2	-
Nov '13	-	136.5	-
Oct '13	-	136.5	-
Sep '13	-	136.5	-
Aug '13	-	136.5	-
Jul '13	-	136.5	-
Jun '13	-	136.5	-
May '13	-	136.5	-
Apr '13	-	136.5	-
Mar '13	-	136.5	-
Feb '13	-	136.5	-
Jan '13	-	136.5	-
Dec '12	-	136.5	-
Nov '12	-	134.4	-
Oct '12	-	134.4	-
Sep '12	-	134.4	-
Aug '12	-	129.2	-
Jul '12	-	136.5	-
Jun '12	-	136.5	-
May '12	-	136.5	-
Apr '12	-	136.5	-
Mar '12	-	136.5	-
Feb '12	-	136.5	-
Jan '12	-	136.5	-

	Teslin		
	Furnace Oil	Arctic Stove Oil	Propane (500-gallon tank cost)
21-Jan-15	112.2	112.2	87.7
7-Jan-15	115.4	118.5	87.7
23-Dec-14	122.7	125.9	87.7
10-Dec-14	125.9	129.0	95.0
26-Nov-14	126.9	130.1	92.9
12-Nov-14	126.9	130.1	92.9
29-Oct-14	126.9	130.1	90.8
15-Oct-14	129.0	132.2	90.8
1-Oct-14	131.1	134.3	85.6
17-Sep-14	136.4	139.5	85.6
3-Sep-14	136.4	139.5	84.5
20-Aug-14	136.4	139.5	84.5
6-Aug-14	136.4	139.5	84.5
23-Jul-14	136.4	139.5	77.7
9-Jul-14	136.4	139.5	92.9
25-Jun-14	136.4	139.5	88.7
11-Jun-14	136.4	139.4	88.2
28-May-14	136.4	139.4	92.4
14-May-14	136.4	139.4	88.2
30-Apr-14	136.4	139.4	86.1
16-Apr-14	136.4	139.4	86.6
2-Apr-14	136.4	139.4	97.1
19-Feb-14	136.4	139.4	102.9
5-Feb-14	136.4	139.4	102.9
19-Feb-14	136.4	139.4	117.6
5-Feb-14	134.3	137.3	111.3
22-Jan-14	133.2	136.3	93.5
8-Jan-14	133.2	136.3	89.5
Dec '13	133.2	136.3	86.2
Nov '13	133.0	136.1	80.7
Oct '13	128.6	131.8	82.2
Sep '13	128.1	131.3	76.8
Aug '13	126.6	129.7	76.1
Jul '13	130.7	133.9	75.7
Jun '13	133.1	136.3	79.2
May '13	131.7	134.9	81.0
Apr '13	132.1	135.3	81.4
Mar '13	137.3	140.5	80.4
Feb '13	132.4	135.6	76.9
Jan '13	129.8	132.7	71.9
Dec '12	129.8	132.7	69.2
Nov '12	132.6	135.8	71.5
Oct '12	134.2	135.4	72.9
Sep '12	131.6	134.7	75.7
Aug '12	121.1	124.3	68.2
Jul '12	125.1	128.2	73.9
Jun '12	124.8	127.9	73.5
May '12	132.1	135.2	83.8
Apr '12	131.4	134.5	89.7
Mar '12	134.2	137.3	85.7
Feb '12	130.6	133.7	85.5
Jan '12	134.2	137.3	94.5

Residential Heating Fuel Prices — Watson Lake

	Furnace Oil	Arctic Stove Oil	Propane (500-gallon tank cost)
21-Jan-15	113.8	116.6	87.7
7-Jan-15	117.6	120.4	87.7
23-Dec-14	125.0	127.7	87.7
10-Dec-14	130.1	132.9	95.0
26-Nov-14	134.1	136.9	92.9
12-Nov-14	139.7	142.5	92.9
29-Oct-14	133.7	136.5	90.8
15-Oct-14	134.7	137.5	90.8
1-Oct-14	134.4	137.2	85.6
17-Sep-14	137.9	140.7	85.6
3-Sep-14	138.4	141.2	84.5
20-Aug-14	137.8	140.6	84.5
6-Aug-14	138.8	141.5	84.5
23-Jul-14	137.8	140.6	77.7
9-Jul-14	137.8	140.6	92.9
25-Jun-14	140.6	143.4	88.7
11-Jun-14	139.7	142.5	88.2
28-May-14	142.1	143.6	92.4
14-May-14	147.0	149.8	88.2
30-Apr-14	144.6	147.4	86.1
16-Apr-14	145.1	147.9	86.6
2-Apr-14	143.6	146.4	97.1
19-Mar-14	144.1	146.6	102.9
5-Mar-14	147.4	150.2	102.9
19-Feb-14	147.5	150.3	117.6
5-Feb-14	145.5	148.3	111.3
22-Jan-14	147.0	149.6	93.5
8-Jan-14	142.2	145.0	89.5

	Furnace Oil	Arctic Stove Oil	Propane (500-gallon tank cost)
Dec '13	146.4	149.0	86.2
Nov '13	139.7	142.5	80.7
Oct '13	136.1	138.9	82.2
Sep '13	133.9	136.7	76.8
Aug '13	131.8	134.6	76.1
Jul '13	132.2	135.0	75.7
Jun '13	132.2	135.0	75.7
Jul '13	132.2	135.0	75.7
Jun '13	132.9	135.7	79.2
May '13	134.4	137.2	81.0
Apr '13	135.9	138.7	81.4
Mar '13	138.5	141.3	80.4
Feb '13	138.1	140.9	76.9
Jan '13	133.7	136.5	74.6

Dec '12	134.0	136.7	69.2
Nov '12	132.0	134.8	71.5
Oct '12	133.1	137.0	72.9
Sep '12	131.4	135.9	75.7
Aug '12	125.3	128.6	68.2
Jul '12	127.1	132.1	73.9
Jun '12	125.5	128.7	73.5
May '12	132.5	135.1	83.8
Apr '12	136.3	139.4	89.7
Mar '12	134.2	137.3	85.7
Feb '12	130.0	133.1	85.5
Jan '12	129.2	132.4	94.5

Information collected by Yukon Bureau of Statistics
for the Department of Energy, Mines and Resources.

Next release: February 19th, 2015



Additional information:
Government of Yukon
Executive Council Office
Bureau of Statistics (A-8C)
Box 2703, Whitehorse, Yukon Y1A 2C6
Telephone: (867) 667-5640; Fax: (867) 393-6203
Email: ybsinfo@gov.yk.ca
website: <http://www.eco.gov.yk.ca/stats/>