

1

Retail Motor Fuel Prices in the Yukon

Average prices as of July 29th, 2009

	Self-serve		
	regular	premium	diesel
Whitehorse	102.3	110.5	101.6
Beaver Creek	119.9	124.9	112.9
Carcross	114.9	124.9	111.9
Carmacks	113.9	118.4	106.9
Dawson City	128.4	134.7	123.0
Destruction Bay	116.9	126.9	109.9
Haines Junction	110.3	120.4	109.6
Mayo	122.0	129.0	121.5
Pelly Crossing	124.9	-	119.9
Ross River	122.0	-	116.0
Tagish	108.4	116.8	113.9
Teslin	107.9	110.9	98.9
Watson Lake	118.9	124.9	107.9

	Full-serve			
	regular	premium	diesel	propane
Whitehorse	104.9	113.9	108.9	87.9
Burwash Landing	119.9	-	109.9	-
Dawson City	-	-	-	114.9
Destruction Bay	-	-	-	105.9
Haines Junction	108.9	-	107.9	99.0
Mayo	126.9	-	117.9	105.5
Tagish	-	-	-	98.0
Teslin	-	-	-	100.0
Watson Lake	-	-	109.9	120.9

Note: All prices are Canadian cents per litre, including all applicable taxes.

“-” Indicates this service was not available in this community at this time.

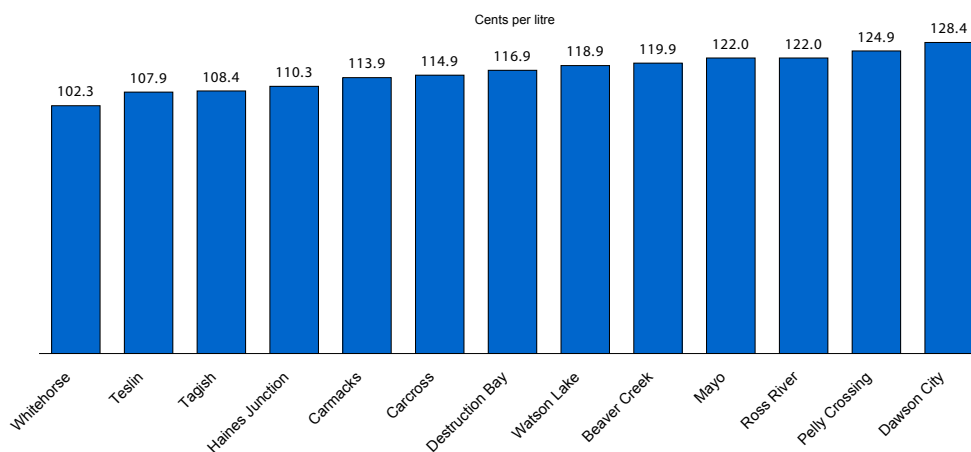
“N/A” indicates this information was not available for the reporting period.

Current average gasoline prices for regular self-serve in the Yukon range from 102.3¢ per litre in Whitehorse to 128.4¢ per litre in Dawson City. The price for premium self-serve ranges from 110.5¢ per litre in Whitehorse to 134.7¢ per litre in Dawson City. The lowest price for self-serve diesel is in Teslin—98.9¢ per litre.

For full-serve regular gasoline, the average price ranges from 104.9¢ per litre in Whitehorse to 126.9¢ per litre in Mayo. The price for full-serve diesel ranges from 107.9¢ per litre in Haines Junction to 117.9¢ per litre in Mayo. In Haines Junction, self-serve regular gasoline and diesel cost more than full-serve. In Mayo, self-serve diesel was more expensive than full-serve.

Whitehorse had the lowest price for propane, at 87.9¢ per litre, while Watson Lake had the highest, at 120.9¢ per litre.

Average Retail Gasoline Prices Regular Self-serve — July 29th, 2009



2

Retail Motor Fuel Prices — Whitehorse

	Self-serve		
	regular	premium	diesel
29-Jul-09	102.3	110.5	101.6
15-Jul-09	103.4	110.8	102.1
2-Jul-09	109.5	115.2	102.0
17-Jun-09	107.7	114.0	100.9
3-Jun-09	102.7	109.2	98.0
20-May-09	99.5	105.9	97.5
6-May-09	98.3	105.3	97.9
22-Apr-09	98.4	106.5	99.0
8-Apr-09	98.4	105.0	99.2
25-Mar-09	98.4	105.0	98.9
11-Mar-09	98.4	105.2	99.1
25-Feb-09	97.1	103.7	105.6
11-Feb-09	89.7	95.0	106.9
28-Jan-09	86.2	92.5	106.3
14-Jan-09	85.4	92.9	105.8

31-Dec-08	86.8	93.9	109.1
17-Dec-08	89.1	96.1	110.0
3-Dec-08	93.6	100.8	117.8
19-Nov-08	103.7	110.3	126.7
5-Nov-08	110.6	116.8	132.0
22-Oct-08	121.5	130.0	137.5
8-Oct-08	130.8	137.2	140.8
24-Sep-08	139.7	145.3	142.1
10-Sep-08	139.4	145.5	143.5
27-Aug-08	140.0	146.4	145.8
13-Aug-08	141.0	146.8	148.3
30-Jul-08	144.4	150.2	152.6
16-Jul-08	146.1	151.4	154.7
2-Jul-08	144.9	151.0	150.6

June '08	142.7	148.3	147.8
May '08	136.8	142.5	141.4
April '08	123.6	129.9	133.7
March '08	120.2	126.0	126.6
February '08	115.6	121.7	119.6
January '08	115.7	121.4	119.6

December '07	116.2	122.1	119.9
November '07	115.6	122.2	113.0
October '07	116.4	122.5	109.1
September '07	119.9	124.0	109.1
August '07	119.8	124.9	108.9
July '07	119.8	124.9	108.5
June '07	120.1	124.9	107.7
May '07	115.3	120.2	108.2
April '07	109.5	114.7	108.4
March '07	104.7	110.6	106.3
February '07	97.4	102.8	103.1
January '07	99.1	105.1	106.3

	Full-serve			
	regular	premium	diesel	propane
	104.9	113.9	108.9	87.9
	108.9	115.9	109.6	87.9
	110.9	117.9	108.3	87.9
	108.2	113.7	106.2	87.1
	104.4	109.9	103.9	87.1
	99.7	106.2	103.9	88.4
	99.7	106.2	103.9	88.4
	99.9	106.2	103.9	90.1
	99.2	107.2	105.6	90.2
	98.7	106.4	102.9	91.6
	98.7	106.4	105.9	92.6
	98.6	106.4	109.4	93.6
	90.8	99.9	109.4	90.3
	89.3	99.7	109.4	90.8
	87.3	97.7	108.4	88.1

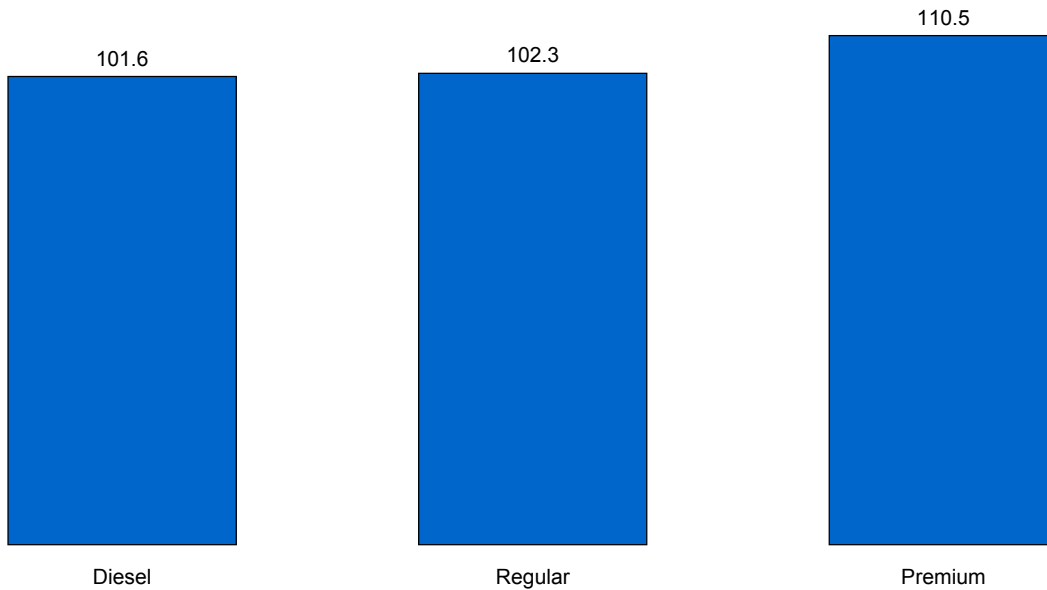
	88.8	98.9	112.4	88.1
	89.8	106.4	117.4	88.1
	97.1	112.2	128.7	89.3
	108.3	126.9	135.7	93.9
	112.0	129.4	141.9	96.4
	127.1	137.9	140.2	94.9
	136.3	142.7	146.2	100.9
	142.8	147.6	148.3	102.4
	141.5	146.9	147.6	102.4
	141.4	146.6	148.3	102.6
	144.8	150.6	155.2	106.2
	144.8	150.6	155.2	107.3
	146.4	152.6	157.6	106.3
	145.8	151.9	151.2	104.9

	143.0	149.1	148.8	103.1
	137.8	144.9	142.2	101.8
	123.6	130.8	137.1	93.8
	120.5	128.6	127.9	92.6
	117.5	125.3	122.3	92.6
	117.5	125.6	120.8	91.8

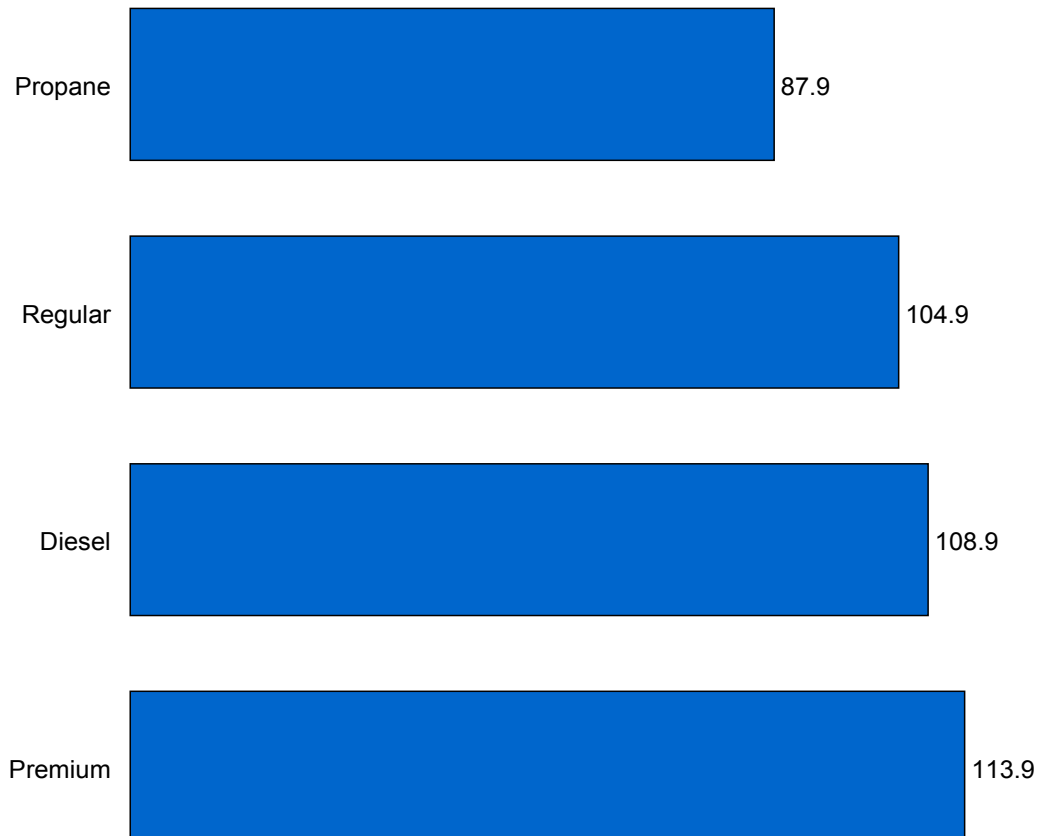
	117.8	128.9	123.2	90.2
	117.1	127.9	115.1	85.3
	119.1	128.9	113.3	86.3
	122.4	127.9	111.9	82.3
	121.8	127.7	111.9	80.9
	121.8	125.9	111.9	80.9
	121.8	128.6	111.9	80.9
	116.5	124.1	112.8	80.9
	110.5	119.2	110.7	79.9
	104.8	114.7	108.8	79.9
	97.8	110.1	102.9	79.2
	98.9	108.6	102.9	78.9

Retail Motor Fuel Prices — Whitehorse

**Average Self-serve, as of July 29th, 2009
(cents per litre)**



**Average Full-serve, as of July 29th, 2009
(cents per litre)**



3

Retail Motor Fuel Prices — Carmacks

	Self-serve			Full-serve
	regular	premium	diesel	propane
29-Jul-09	113.9	118.4	106.9	-
15-Jul-09	115.9	121.4	107.9	-
2-Jul-09	121.9	127.9	108.9	-
17-Jun-09	115.9	122.4	108.9	-
3-Jun-09	112.9	117.4	108.9	-
20-May-09	112.9	117.4	108.9	-
6-May-09	112.9	117.4	108.5	-
22-Apr-09	112.9	117.4	108.5	-
8-Apr-09	112.9	117.4	106.9	-
25-Mar-09	102.9	106.9	107.4	-
11-Mar-09	102.9	106.9	107.4	-
25-Feb-09	102.9	106.9	107.4	-
11-Feb-09	97.9	103.4	113.4	-
28-Jan-09	95.4	102.9	115.9	-
14-Jan-09	92.9	99.9	115.9	-
31-Dec-08	92.9	108.9	115.9	-
17-Dec-08	92.9	117.9	126.9	-
3-Dec-08	102.9	112.9	128.9	-
19-Nov-08	115.9	124.4	144.9	-
5-Nov-08	129.9	138.4	147.4	-
22-Oct-08	144.9	156.4	156.9	-
8-Oct-08	149.9	159.4	159.9	-
24-Sep-08	153.9	160.9	162.4	-
10-Sep-08	153.9	160.9	162.4	-
27-Aug-08	153.9	160.9	162.4	-
13-Aug-08	153.9	160.9	162.4	-
30-Jul-08	159.4	168.4	169.9	-
16-Jul-08	158.9	168.9	169.9	-
2-Jul-08	153.9	161.4	158.9	-
June '08	151.9	158.7	160.9	-
May '08	142.9	150.2	148.9	-
April '08	129.9	137.4	142.4	-
March '08	129.9	139.4	142.4	115.0
February '08	125.9	134.9	137.9	102.0
January '08	125.9	134.9	137.9	97.0
December '07	125.9	134.9	135.9	98.0
November '07	122.9	131.7	128.7	93.5
October '07	125.9	135.4	122.9	97.0
September '07	125.9	135.4	121.4	97.0
August '07	125.6	135.4	121.4	97.0
July '07	125.4	135.4	120.7	96.5
June '07	129.9	138.9	121.4	96.0
May '07	129.9	137.2	121.4	92.0
April '07	119.9	126.4	119.9	91.5
March '07	115.4	122.7	112.7	93.5
February '07	106.9	116.4	111.9	94.0
January '07	115.9	132.4	111.4	94.0

4

Retail Motor Fuel Prices — Dawson City

	Self-serve			Full-serve		
	regular	premium	diesel	regular	diesel	propane
29-Jul-09	128.4	134.7	123.0	-	-	114.9
15-Jul-09	129.6	135.6	122.8	-	-	120.0
2-Jul-09	130.0	135.6	122.3	-	-	120.0
17-Jun-09	130.2	135.6	124.0	-	-	120.0
3-Jun-09	126.8	132.7	122.3	-	-	114.9
20-May-09	124.5	129.3	127.8	-	-	114.9
6-May-09	121.5	129.3	128.3	-	-	114.9
22-Apr-09	120.7	127.7	129.5	-	-	114.9
8-Apr-09	120.7	132.3	129.5	-	-	114.9
25-Mar-09	120.7	132.3	129.5	-	-	114.9
11-Mar-09	117.0	134.3	129.3	-	-	114.9
25-Feb-09	116.8	134.3	132.5	-	-	115.0
11-Feb-09	114.0	139.3	138.3	-	-	115.0
28-Jan-09	114.0	146.0	138.3	-	-	115.0
14-Jan-09	122.5	152.7	144.5	-	-	118.0
31-Dec-08	125.0	152.7	147.0	-	-	118.0
17-Dec-08	127.0	159.5	149.7	-	-	N/A
3-Dec-08	141.3	155.0	154.3	-	-	120.0
19-Nov-08	147.6	158.3	160.0	-	-	120.0
5-Nov-08	151.3	161.9	160.2	-	-	120.0
22-Oct-08	155.0	161.9	165.4	-	-	120.0
8-Oct-08	164.6	174.1	169.4	-	-	120.0
24-Sep-08	168.6	173.6	169.5	-	-	120.0
10-Sep-08	168.6	173.7	171.2	-	-	120.0
27-Aug-08	168.4	173.4	171.5	-	-	126.0
13-Aug-08	171.7	176.9	176.0	-	-	126.0
30-Jul-08	170.9	177.2	177.0	-	-	126.9
16-Jul-08	170.9	174.5	177.0	-	-	126.0
2-Jul-08	167.7	174.2	173.0	-	-	126.0
June '08	164.5	170.6	171.4	-	-	121.0
May '08	160.5	164.7	163.7	-	-	121.0
April '08	148.7	152.4	154.8	-	-	117.0
March '08	143.3	148.1	143.1	-	-	99.9
February '08	140.1	146.7	138.2	-	-	99.9
January '08	139.6	146.9	138.5	-	-	99.9
December '07	138.3	146.6	137.7	-	-	99.9
November '07	139.7	147.3	136.1	-	-	99.9
October '07	139.7	147.3	135.0	-	-	99.9
September '07	140.4	147.5	134.1	-	-	99.9
August '07	140.8	147.5	134.5	-	-	99.9
July '07	141.1	147.5	134.6	-	-	97.9
June '07	142.1	147.2	133.9	-	-	97.9
May '07	140.1	146.9	134.2	-	-	97.9
April '07	132.6	140.1	131.1	-	-	97.9
March '07	125.1	132.8	130.5	-	-	97.9
February '07	121.9	129.1	129.1	-	-	97.9
January '07	122.0	127.9	126.8	-	-	97.9

5

Retail Motor Fuel Prices — Haines Junction

	Self-serve			Full-serve		
	regular	premium	diesel	regular	diesel	propane
29-Jul-09	110.3	120.4	109.6	108.9	107.9	99.0
15-Jul-09	111.9	120.9	109.6	108.9	107.9	99.0
2-Jul-09	115.9	124.4	109.9	114.9	105.9	99.0
17-Jun-09	113.9	124.4	110.6	114.9	105.9	99.0
3-Jun-09	111.9	121.4	109.3	108.9	101.9	99.0
20-May-09	109.3	121.4	109.3	103.9	105.9	108.9
6-May-09	107.6	118.4	109.3	103.9	105.9	108.9
22-Apr-09	111.9	118.4	112.4	103.9	105.9	108.9
8-Apr-09	111.9	118.4	112.4	103.9	105.9	108.9
25-Mar-09	103.9	105.9	108.9	103.9	105.9	108.9
11-Mar-09	103.9	108.9	104.9	103.9	105.9	108.9
25-Feb-09	103.9	108.9	111.9	104.9	95.5	108.9
11-Feb-09	92.9	97.9	111.9	90.9	108.9	108.9
28-Jan-09	90.9	95.9	111.9	90.9	108.9	108.9
14-Jan-09	90.9	95.9	111.9	90.9	116.9	108.9
31-Dec-08	90.9	95.9	111.9	94.9	116.9	108.9
17-Dec-08	94.9	99.9	116.9	94.9	116.9	108.9
3-Dec-08	99.9	104.9	121.9	99.9	131.9	108.9
19-Nov-08	107.9	112.9	127.9	117.9	134.9	108.9
5-Nov-08	115.9	129.0	131.9	126.9	139.9	108.9
22-Oct-08	124.0	128.9	141.5	135.9	142.9	108.9
8-Oct-08	145.7	152.6	147.3	135.9	142.9	108.9
24-Sep-08	146.0	153.5	147.3	142.9	147.9	108.9
10-Sep-08	147.3	155.9	150.9	142.9	147.9	108.9
27-Aug-08	151.5	160.9	155.0	142.9	149.9	108.9
13-Aug-08	151.7	161.2	155.9	142.9	149.9	108.9
30-Jul-08	153.9	162.2	160.2	149.9	158.9	108.9
16-Jul-08	155.2	163.9	160.7	149.9	158.9	108.9
2-Jul-08	153.2	162.9	159.0	146.9	156.9	108.9
June '08	149.5	158.9	156.0	143.9	153.4	107.4
May '08	145.8	155.1	149.3	140.9	151.9	105.9
April '08	129.5	138.5	140.4	126.9	133.9	105.9
March '08	124.0	132.5	125.5	117.9	120.9	92.9
February '08	117.7	122.9	121.2	117.9	120.9	92.9
January '08	117.5	122.9	121.5	117.9	120.9	92.9
December '07	121.3	130.4	122.9	117.9	116.9	92.9
November '07	122.4	130.4	119.4	117.9	116.9	83.9
October '07	122.6	131.6	119.3	120.4	116.9	83.9
September '07	125.0	133.8	119.4	122.9	116.9	83.9
August '07	125.7	134.6	119.4	122.9	116.9	83.9
July '07	125.7	134.6	119.4	122.9	116.9	83.9
June '07	125.7	134.6	119.4	122.9	116.9	79.5
May '07	124.2	133.6	118.8	119.9	116.9	79.5
April '07	119.3	128.8	117.9	114.4	115.4	79.5
March '07	108.2	115.9	109.3	108.9	110.4	79.5
February '07	106.7	114.4	108.6	105.9	115.9	79.5
January '07	106.4	114.2	111.3	105.9	115.9	79.5

6

Retail Motor Fuel Prices — Mayo

	Self-serve			Full-serve			
	regular	premium	diesel	regular	premium	diesel	propane
29-Jul-09	122.0	129.0	121.5	126.9	-	117.9	105.5
15-Jul-09	122.0	129.0	121.5	123.9	-	117.9	105.5
2-Jul-09	122.0	129.0	121.5	123.9	-	117.9	105.5
17-Jun-09	113.0	114.0	119.0	123.9	-	126.9	105.5
3-Jun-09	113.0	114.0	119.0	123.9	-	126.9	105.5
20-May-09	110.5	114.0	121.5	123.9	-	119.9	119.0
6-May-09	110.5	114.0	121.5	123.9	-	119.9	115.9
22-Apr-09	110.5	114.0	121.5	123.9	-	135.9	115.9
8-Apr-09	110.5	114.0	121.5	123.9	-	125.9	115.9
25-Mar-09	108.0	114.0	120.0	122.9	-	128.9	115.9
11-Mar-09	107.5	113.0	127.5	118.9	-	129.9	129.0
25-Feb-09	107.5	113.0	129.0	123.9	-	135.9	129.0
11-Feb-09	106.0	113.0	130.0	112.9	-	135.9	129.0
28-Jan-09	106.0	113.0	131.5	112.9	-	135.9	129.0
14-Jan-09	111.0	113.0	131.5	112.9	-	135.9	129.0
31-Dec-08	115.0	N/A	138.0	112.9	-	135.9	129.0
17-Dec-08	123.5	123.0	147.5	112.9	-	135.9	129.0
3-Dec-08	132.5	141.0	147.5	138.9	-	160.9	129.0
19-Nov-08	137.0	141.0	151.5	138.9	-	160.9	129.0
5-Nov-08	151.5	157.0	156.5	138.9	-	160.9	129.0
22-Oct-08	155.5	157.0	158.0	153.9	-	166.9	129.0
8-Oct-08	161.0	167.0	158.0	166.9	-	166.9	129.0
24-Sep-08	162.5	167.0	159.5	169.9	-	169.9	129.0
10-Sep-08	162.5	167.0	159.5	166.9	-	166.9	129.0
27-Aug-08	164.5	167.0	161.5	169.9	-	188.3	129.0
13-Aug-08	166.5	172.0	164.5	169.9	-	169.9	129.0
30-Jul-08	166.5	172.0	164.5	169.9	-	183.3	129.3
16-Jul-08	166.5	172.0	164.5	169.9	-	169.9	129.9
2-Jul-08	162.5	172.0	160.5	167.9	-	157.9	102.9
June '08	158.0	168.5	157.8	161.9	-	159.9	114.2
May '08	153.5	165.0	150.5	154.9	-	159.9	99.2
April '08	143.5	150.0	140.0	149.9	-	159.9	99.2
March '08	138.5	144.0	132.8	139.9	-	138.5	99.2
February '08	136.9	140.9	128.9	139.9	-	138.5	99.2
January '08	136.9	140.9	128.9	139.9	-	138.5	99.2
December '07	136.9	140.9	128.9	139.9	-	130.7	96.1
November '07	136.9	140.9	128.9	139.9	-	126.0	99.2
October '07	136.9	140.9	128.9	139.9	-	122.9	99.2
September '07	136.9	140.9	128.9	138.0	-	125.5	99.2
August '07	136.9	140.9	128.9	138.0	-	125.5	99.2
July '07	136.9	140.9	128.9	134.9	-	123.4	99.2
June '07	136.9	140.9	128.9	137.4	-	123.2	99.2
May '07	132.9	132.9	124.9	128.2	-	125.2	92.3
April '07	128.9	132.9	120.9	118.8	-	122.9	92.3
March '07	120.9	132.9	120.9	117.4	-	122.9	92.3
February '07	120.9	132.9	120.9	113.9	-	122.9	92.3
January '07	120.9	132.9	127.9	115.1	-	121.2	92.3

7

Retail Motor Fuel Prices — Teslin

	Self-serve			Full-serve
	regular	premium	diesel	propane
29-Jul-09	107.9	110.9	98.9	100.0
15-Jul-09	109.4	112.9	99.4	100.0
2-Jul-09	110.9	112.9	101.4	110.0
17-Jun-09	109.4	112.9	99.4	110.0
3-Jun-09	106.4	108.9	99.4	110.0
20-May-09	101.4	104.9	99.4	115.9
6-May-09	98.4	102.9	98.4	115.9
22-Apr-09	98.4	102.9	98.4	115.9
8-Apr-09	98.4	100.9	98.4	115.9
25-Mar-09	97.9	102.9	97.4	115.9
11-Mar-09	98.4	102.9	102.9	115.9
25-Feb-09	98.4	102.9	107.9	115.9
11-Feb-09	90.9	89.9	108.4	115.9
28-Jan-09	86.9	89.9	108.4	115.9
14-Jan-09	86.9	92.9	109.4	115.9
31-Dec-08	86.9	89.9	110.4	115.9
17-Dec-08	89.9	93.9	115.4	115.9
3-Dec-08	98.4	101.9	122.4	115.9
19-Nov-08	107.4	110.9	128.9	115.0
5-Nov-08	120.4	118.9	133.9	115.0
22-Oct-08	129.9	133.9	144.4	115.9
8-Oct-08	137.4	138.9	144.4	115.9
24-Sep-08	141.4	143.0	146.9	115.0
10-Sep-08	141.4	143.9	147.4	115.9
27-Aug-08	142.4	147.9	149.4	115.9
13-Aug-08	144.4	145.9	152.4	115.9
30-Jul-08	146.9	150.9	155.4	110.0
16-Jul-08	147.9	150.9	155.9	115.0
2-Jul-08	145.9	148.9	152.4	115.0
June '08	142.7	146.4	150.7	112.5
May '08	138.2	141.4	143.4	105.0
April '08	125.4	127.9	135.9	100.0
March '08	119.9	124.9	127.2	90.0
February '08	115.9	121.9	120.9	90.0
January '08	115.9	121.9	120.9	90.0
December '07	115.9	121.9	120.9	90.0
November '07	116.7	121.9	114.2	90.0
October '07	118.8	123.9	108.3	90.0
September '07	121.9	126.9	112.4	90.0
August '07	121.9	126.9	111.4	90.0
July '07	121.9	126.9	111.4	90.0
June '07	121.4	125.9	111.4	90.0
May '07	116.7	119.9	109.9	90.0
April '07	109.4	113.9	107.9	90.0
March '07	100.9	103.9	104.8	90.0
February '07	98.9	103.9	106.4	90.0
January '07	101.1	105.9	109.6	90.0

8

Retail Motor Fuel Prices — Watson Lake

	Self-serve			Full-serve		
	regular	premium	diesel	regular	diesel	propane
29-Jul-09	118.9	124.9	107.9	-	109.9	120.9
15-Jul-09	118.9	124.9	107.9	-	109.9	120.9
2-Jul-09	117.9	124.9	109.9	-	104.9	120.9
17-Jun-09	115.9	123.4	103.9	-	104.9	117.6
3-Jun-09	103.4	117.9	101.9	-	104.9	125.9
20-May-09	107.4	114.9	101.4	-	104.9	125.9
6-May-09	105.4	113.4	102.9	-	159.9	125.9
22-Apr-09	105.9	113.9	102.9	-	159.9	126.4
8-Apr-09	105.9	113.9	102.9	-	159.9	126.4
25-Mar-09	105.9	113.9	99.9	-	159.9	126.4
11-Mar-09	105.9	113.9	99.9	-	159.9	126.4
25-Feb-09	99.9	108.9	105.9	-	159.9	126.4
11-Feb-09	103.9	112.9	105.9	-	159.9	126.4
28-Jan-09	99.9	108.9	106.9	-	159.9	126.4
14-Jan-09	99.9	109.9	118.9	-	159.9	126.4
31-Dec-08	104.9	114.9	118.9	-	159.9	126.4
17-Dec-08	109.9	119.9	129.9	-	159.9	126.4
3-Dec-08	109.9	119.9	129.9	-	159.9	126.4
19-Nov-08	116.9	126.9	136.9	-	159.9	126.4
5-Nov-08	123.9	133.9	140.9	-	159.9	126.4
22-Oct-08	133.9	143.9	140.9	-	159.9	126.4
8-Oct-08	138.9	153.9	142.9	-	159.9	126.4
24-Sep-08	146.4	155.9	146.9	-	159.9	122.2
10-Sep-08	147.9	157.9	147.9	-	159.9	118.9
27-Aug-08	147.9	157.9	147.9	-	159.9	118.9
13-Aug-08	152.4	159.4	153.9	-	159.9	118.9
30-Jul-08	152.4	157.9	153.9	-	159.9	118.9
16-Jul-08	152.9	163.5	159.4	-	159.9	118.6
2-Jul-08	151.4	157.9	156.4	-	159.9	118.9
June '08	147.4	154.4	155.2	-	154.9	118.3
May '08	142.7	149.9	149.4	-	143.9	113.0
April '08	137.4	145.4	143.4	-	139.9	107.8
March '08	130.4	138.9	137.9	-	127.4	94.7
February '08	127.9	135.9	130.9	-	120.9	89.9
January '08	126.9	138.6	131.9	-	120.9	89.9
December '07	125.4	135.2	132.9	-	120.9	89.9
November '07	121.2	132.4	119.7	-	120.9	89.9
October '07	121.4	133.4	115.9	-	120.9	89.9
September '07	120.9	133.2	116.9	-	120.9	89.9
August '07	124.1	132.7	115.8	-	120.9	89.9
July '07	123.7	132.1	115.2	-	120.9	89.9
June '07	125.7	133.4	115.7	-	120.9	89.9
May '07	123.3	129.3	115.6	-	120.9	89.9
April '07	114.6	121.3	114.9	119.9	120.9	89.9
March '07	109.9	117.2	110.6	116.9	113.9	89.9
February '07	109.9	117.6	111.5	116.9	113.9	89.9
January '07	109.9	118.6	113.1	116.9	117.9	89.9

9

Retail Motor Fuel Prices — Other Yukon Communities

Beaver Creek Self-serve			
	regular	premium	diesel
29-Jul-09	119.9	124.9	112.9
15-Jul-09	119.9	124.9	112.9
2-Jul-09	119.5	124.9	110.9
17-Jun-09	117.0	124.9	110.9
3-Jun-09	113.9	118.9	106.9
20-May-09	113.9	118.9	106.9
6-May-09	108.9	113.9	106.9
22-Apr-09	108.9	113.9	110.9
8-Apr-09	108.9	113.9	110.9
25-Mar-09	108.9	113.9	110.9
11-Mar-09	108.9	113.9	110.9
25-Feb-09	108.9	113.9	116.9
11-Feb-09	95.9	100.9	116.9
28-Jan-09	95.9	100.9	116.9
14-Jan-09	95.9	100.9	116.9
31-Dec-08	99.9	104.9	121.9
17-Dec-08	99.9	104.9	121.9
3-Dec-08	104.9	109.9	127.9
19-Nov-08	118.9	123.9	140.9
5-Nov-08	129.9	134.9	145.9
22-Oct-08	137.9	142.9	151.9
8-Oct-08	148.9	153.9	152.9
24-Sep-08	152.9	157.9	152.9
10-Sep-08	152.9	157.9	158.9
27-Aug-08	152.9	157.9	158.9
13-Aug-08	152.9	157.9	158.9
30-Jul-08	155.9	169.0	166.9
16-Jul-08	160.9	165.9	168.9
2-Jul-08	157.9	162.9	166.9
Jun '08	153.4	158.9	162.9
May '08	150.9	155.9	156.9
Apr '09	135.9	140.9	143.9
Mar '08	133.9	138.9	134.9
Feb '08	128.9	133.9	126.9
Jan '08	128.9	133.9	126.9
Dec '07	128.9	133.9	126.9
Nov '07	128.9	133.9	122.9
Oct '07	128.9	133.9	122.9
Sep '07	130.1	133.9	123.7
Aug '07	131.3	133.9	124.4
Jul '07	131.3	133.9	122.9
Jun '07	130.8	133.9	124.0
May '07	129.5	132.4	124.0
Apr '07	126.9	128.4	124.4
Mar '07	124.6	120.9	121.2
Feb '07	123.3	120.9	120.4
Jan '07	123.3	120.9	123.9

Burwash Landing Full-serve		
	regular	diesel
29-Jul-09	119.9	109.9
15-Jul-09	119.9	109.9
2-Jul-09	123.9	109.9
17-Jun-09	123.9	109.9
3-Jun-09	113.9	109.9
20-May-09	107.9	109.9
6-May-09	107.9	107.9
22-Apr-09	-	-
8-Apr-09	-	-
25-Mar-09	-	-
11-Mar-09	-	-
25-Feb-09	-	-
11-Feb-09	-	-
28-Jan-09	-	-
14-Jan-09	-	-
31-Dec-08	-	-
17-Dec-08	-	-
3-Dec-08	-	-
19-Nov-08	-	-
5-Nov-08	-	-
22-Oct-08	-	-
8-Oct-08	-	-
24-Sep-08	149.9	148.9
10-Sep-08	149.9	148.9
27-Aug-08	155.9	165.9
13-Aug-08	155.9	165.9
30-Jul-08	158.9	165.9
16-Jul-08	158.9	165.9
2-Jul-08	158.9	165.9
Jun '08	153.9	165.9
May '08	143.9	150.9
Apr '09	N/A	N/A
Mar '08	N/A	N/A
Feb '08	N/A	N/A
Jan '08	129.9	129.9
Dec '07	129.0	127.0
Nov '07	N/A	N/A
Oct '07	129.9	127.9
Sep '07	129.9	127.4
Aug '07	129.9	126.9
Jul '07	127.9	126.9
Jun '07	126.9	126.9
May '07	121.9	121.9
Apr '07	N/A	N/A
Mar '07	N/A	N/A
Feb '07	106.9	109.9
Jan '07	106.9	109.9

Retail Motor Fuel Prices — Other Yukon Communities

	Carcross Self-serve		
	regular	premium	diesel
29-Jul-09	114.9	124.9	111.9
15-Jul-09	114.9	124.9	111.9
2-Jul-09	114.9	124.9	111.9
17-Jun-09	114.9	124.9	111.9
3-Jun-09	114.9	124.9	111.9
20-May-09	114.9	124.9	119.9
6-May-09	108.9	118.9	119.9
22-Apr-09	108.9	118.9	119.9
8-Apr-09	108.9	118.9	119.9
25-Mar-09	108.9	118.9	119.9
11-Mar-09	108.9	113.9	119.9
25-Feb-09	108.9	113.9	119.9
11-Feb-09	105.9	114.9	119.9
28-Jan-09	99.9	109.9	119.9
14-Jan-09	95.9	105.9	114.9

31-Dec-08	109.9	129.9	129.9
17-Dec-08	109.9	129.9	129.9
3-Dec-08	109.9	129.9	129.9
19-Nov-08	109.9	129.9	129.9
5-Nov-08	129.9	139.9	135.9
22-Oct-08	129.9	133.9	135.9
8-Oct-08	136.9	149.9	147.9
24-Sep-08	136.9	149.9	147.9
10-Sep-08	145.9	149.9	149.9
27-Aug-08	145.9	149.9	149.9
13-Aug-08	145.9	149.9	157.0
30-Jul-08	N/A	N/A	N/A
16-Jul-08	149.9	154.9	159.9
2-Jul-08	149.9	154.9	159.9

Jun '08	149.9	157.4	159.9
May '08	147.4	153.9	153.9
Apr '09	132.4	139.4	143.9
Mar '08	124.5	131.4	134.0
Feb '08	119.9	129.9	121.9
Jan '08	119.9	124.9	121.9

Dec '07	119.9	127.4	120.9
Nov '07	115.0	124.9	117.9
Oct '07	121.3	127.4	116.4
Sep '07	124.2	129.9	114.9
Aug '07	124.9	129.9	114.9
Jul '07	129.9	136.9	121.9
Jun '07	129.9	136.9	121.9
May '07	124.9	134.9	121.9
Apr '07	115.9	125.9	121.9
Mar '07	110.9	120.9	118.4
Feb '07	105.9	115.9	114.9
Jan '07	105.6	125.2	114.9

	Destruction Bay Self-serve			Full-serve
	regular	premium	diesel	propane
29-Jul-09	116.9	126.9	109.9	105.9
15-Jul-09	116.9	121.9	109.9	105.9
2-Jul-09	116.9	121.9	107.9	155.9
17-Jun-09	116.9	121.9	107.9	155.9
3-Jun-09	110.9	115.9	103.9	155.9
20-May-09	110.9	115.9	103.9	155.9
6-May-09	105.9	110.9	103.9	155.9
22-Apr-09	105.9	110.9	107.9	155.9
8-Apr-09	105.9	110.9	107.9	155.9
25-Mar-09	105.9	110.9	107.9	155.9
11-Mar-09	105.9	110.9	107.9	155.9
25-Feb-09	105.9	109.9	113.9	155.9
11-Feb-09	98.9	103.9	113.9	155.9
28-Jan-09	92.9	97.9	113.9	155.9
14-Jan-09	92.9	97.9	113.9	155.9

31-Dec-08	92.9	97.9	113.9	155.9
17-Dec-08	96.9	101.9	118.9	155.9
3-Dec-08	101.9	106.9	123.9	155.9
19-Nov-08	112.9	117.9	132.9	155.9
5-Nov-08	120.9	125.9	136.9	155.9
22-Oct-08	128.9	133.9	142.9	160.0
8-Oct-08	136.9	141.9	146.9	160.0
24-Sep-08	146.9	151.9	146.9	155.9
10-Sep-08	146.9	151.9	152.9	106.9
27-Aug-08	146.9	151.9	152.9	106.9
13-Aug-08	146.9	151.9	152.9	106.9
30-Jul-08	149.9	154.9	160.9	110.0
16-Jul-08	141.9	156.9	162.9	110.0
2-Jul-08	151.9	156.9	160.9	106.9

Jun '08	148.4	153.4	156.9	106.9
May '08	147.0	149.0	150.5	106.9
Apr '09	131.4	138.9	139.9	106.9
Mar '08	130.9	135.9	131.9	106.9
Feb '08	125.9	130.9	123.9	106.9
Jan '08	125.9	130.9	123.9	106.9

Dec '07	125.9	130.9	123.9	106.9
Nov '07	125.9	130.9	119.9	106.9
Oct '07	125.9	130.9	119.9	106.9
Sep '07	125.9	130.9	119.9	106.9
Aug '07	125.9	130.9	119.9	106.9
Jul '07	125.9	130.9	119.9	106.9
Jun '07	125.9	130.9	119.9	106.9
May '07	122.9	130.4	119.9	108.4
Apr '07	117.4	126.4	119.9	109.9
Mar '07	112.4	121.4	113.4	108.4
Feb '07	109.9	119.9	111.9	106.9
Jan '07	109.9	117.9	118.9	106.9

Retail Motor Fuel Prices — Other Yukon Communities

	Pelly Crossing Self-serve		Ross River Self-serve		Tagish Self-serve			Full-serve		
	regular	diesel	regular	diesel	regular	premium	diesel	propane		
29-Jul-09	124.9	119.9	29-Jul-09	122.0	116.0	29-Jul-09	108.4	116.8	113.9	98.0
15-Jul-09	124.9	119.9	15-Jul-09	120.0	117.5	15-Jul-09	109.9	116.8	115.4	98.0
2-Jul-09	129.9	119.9	2-Jul-09	122.0	116.0	2-Jul-09	109.9	116.8	115.4	98.0
17-Jun-09	129.9	119.9	17-Jun-09	117.0	116.0	17-Jun-09	109.8	116.8	105.8	98.0
3-Jun-09	124.9	114.9	3-Jun-09	113.5	116.0	3-Jun-09	106.9	108.8	112.4	98.0
20-May-09	114.9	114.9	20-May-09	109.5	124.9	20-May-09	104.4	106.8	111.9	98.0
6-May-09	114.9	114.9	6-May-09	107.5	129.9	6-May-09	104.4	106.8	111.9	98.0
22-Apr-09	114.9	114.9	22-Apr-09	107.5	129.5	22-Apr-09	104.4	106.8	112.4	98.0
8-Apr-09	114.9	114.9	8-Apr-09	107.5	129.5	8-Apr-09	104.4	106.8	112.4	98.0
25-Mar-09	109.9	119.9	25-Mar-09	107.5	129.5	25-Mar-09	104.4	106.8	112.4	98.0
11-Mar-09	109.9	119.9	11-Mar-09	103.4	126.4	11-Mar-09	104.4	106.8	112.4	98.0
25-Feb-09	109.9	119.9	25-Feb-09	103.4	126.4	25-Feb-09	104.4	106.8	112.4	98.0
11-Feb-09	109.9	119.9	11-Feb-09	107.9	139.9	11-Feb-09	99.9	99.8	116.4	98.0
28-Jan-09	102.9	119.9	28-Jan-09	121.9	169.9	28-Jan-09	99.9	99.8	116.4	98.0
14-Jan-09	102.9	119.9	14-Jan-09	121.9	169.9	14-Jan-09	99.9	99.8	116.4	98.0
31-Dec-08	102.9	119.9	31-Dec-08	121.9	169.9	31-Dec-08	89.9	99.8	107.8	98.0
17-Dec-08	115.9	137.9	17-Dec-08	121.9	169.9	17-Dec-08	97.9	99.8	118.4	106.0
3-Dec-08	115.9	137.9	3-Dec-08	121.9	169.9	3-Dec-08	106.9	114.8	122.9	106.0
19-Nov-08	126.9	149.0	19-Nov-08	145.9	169.9	19-Nov-08	117.2	136.8	132.4	106.0
5-Nov-08	139.0	149.0	5-Nov-08	145.9	169.9	5-Nov-08	122.4	136.8	139.4	106.0
22-Oct-08	147.9	159.9	22-Oct-08	161.9	169.9	22-Oct-08	130.9	136.8	146.4	106.0
8-Oct-08	153.9	164.9	8-Oct-08	161.9	169.9	8-Oct-08	136.9	146.8	144.9	106.0
24-Sep-08	159.9	164.9	24-Sep-08	161.9	169.9	24-Sep-08	141.4	146.8	149.9	106.0
10-Sep-08	159.9	164.9	10-Sep-08	161.9	169.9	10-Sep-08	140.9	149.8	146.4	106.0
27-Aug-08	159.9	174.9	27-Aug-08	161.9	169.9	27-Aug-08	142.9	149.8	149.4	106.0
13-Aug-08	159.9	174.9	13-Aug-08	161.9	169.9	13-Aug-08	145.9	149.8	153.4	106.0
30-Jul-08	159.9	174.9	30-Jul-08	161.9	169.9	30-Jul-08	147.4	154.8	155.9	106.0
16-Jul-08	159.9	169.9	16-Jul-08	161.9	169.9	16-Jul-08	148.4	154.8	155.9	106.0
2-Jul-08	159.9	169.9	2-Jul-08	161.9	169.9	2-Jul-08	148.4	154.8	155.9	106.0
Jun '08	152.4	164.9	Jun '08	147.9	156.9	Jun '08	145.7	150.8	152.4	106.0
May '08	144.9	154.9	May '08	147.9	156.9	May '08	140.4	141.3	145.9	106.0
Apr '09	139.9	149.9	Apr '09	139.4	151.9	Apr '09	126.4	132.3	136.4	101.0
Mar '08	129.9	139.9	Mar '08	135.9	151.9	Mar '08	122.9	127.8	127.4	96.0
Feb '08	129.9	139.9	Feb '08	128.9	132.9	Feb '08	120.4	127.8	122.4	96.0
Jan '08	129.9	143.2	Jan '08	128.9	132.9	Jan '08	121.7	127.8	124.2	88.3
Dec '07	129.9	132.9	Dec '07	129.9	132.9	Dec '07	122.4	127.8	125.9	85.0
Nov '07	129.9	124.9	Nov '07	128.9	132.9	Nov '07	124.9	N/A	118.9	89.0
Oct '07	129.9	124.9	Oct '07	128.9	132.9	Oct '07	121.4	127.8	115.9	85.0
Sep '07	129.9	124.9	Sep '07	128.9	127.9	Sep '07	122.4	127.8	115.9	85.0
Aug '07	129.9	125.6	Aug '07	128.9	121.9	Aug '07	121.7	127.8	115.4	85.0
Jul '07	129.9	124.9	Jul '07	128.9	121.9	Jul '07	121.4	127.8	114.4	85.0
Jun '07	129.9	124.9	Jun '07	123.9	113.9	Jun '07	120.7	127.8	113.9	85.0
May '07	129.9	124.9	May '07	123.9	113.9	May '07	115.4	122.3	114.4	85.0
Apr '07	119.9	124.9	Apr '07	119.9	124.9	Apr '07	111.4	116.8	112.9	85.0
Mar '07	111.4	124.9	Mar '07	119.9	124.9	Mar '07	107.4	108.8	110.9	85.0
Feb '07	108.9	124.9	Feb '07	119.9	124.9	Feb '07	104.4	104.8	110.2	85.0
Jan '07	116.9	129.9	Jan '07	119.9	124.9	Jan '07	105.2	104.8	113.7	85.0

Residential Fuel Prices in the Yukon

Average prices as of July 29th, 2009

	Residential Heating Fuels		
	Furnace Oil	Arctic Stove Oil	Propane (500-gallon tank cost)
Whitehorse	91.7	95.2	78.1
Carmacks	93.8	97.4	88.0
Dawson City	99.0	100.8	88.0
Faro	94.0	97.7	88.0
Haines Junction	90.6	92.5	85.9
Mayo	109.8	111.6	88.0
Ross River ¹	95.0	98.7	88.0
Teslin	93.8	97.4	85.9
Watson Lake	92.7	95.6	85.9

¹Ross River was included in the Residential Fuel portion of the Fuel Survey effective November 19th, 2008.

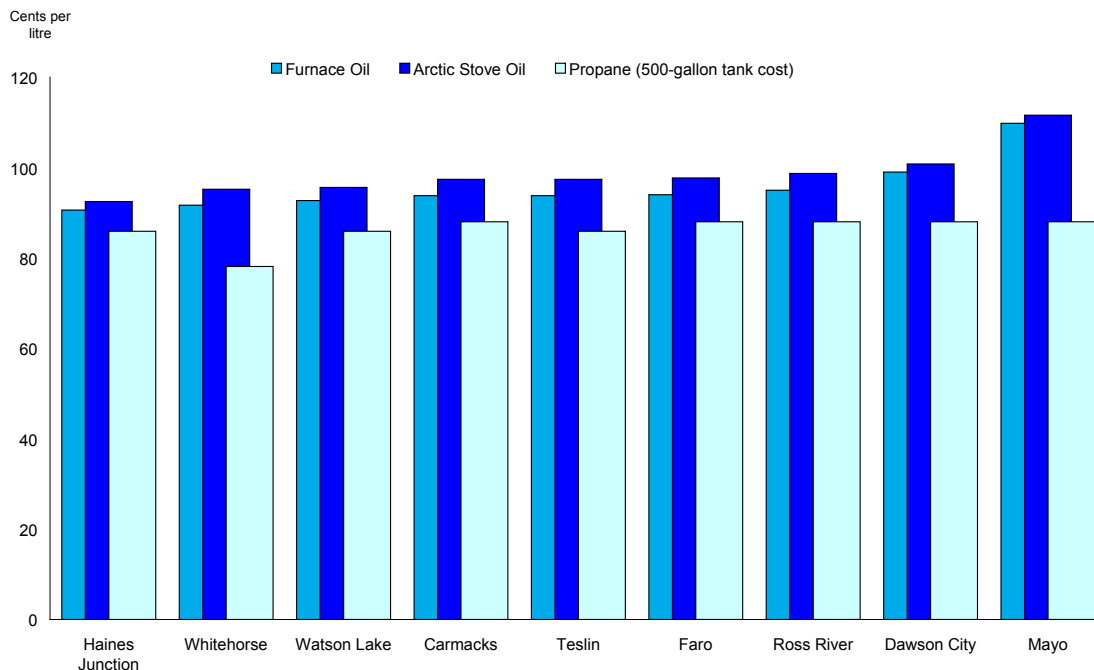
Note: All prices are Canadian cents per litre, including all applicable taxes.

“-” Indicates this service was not available in this community at this time.

Average prices for residential furnace oil in the Yukon range from 90.6¢ per litre in Haines Junction to 109.8¢ per litre in Mayo. The price of arctic stove oil varies from 92.5¢ per litre in Haines Junction to 111.6¢ per litre in Mayo. Whitehorse had the lowest propane price at 78.1¢ per litre, while Carmacks, Dawson City, Faro, Mayo and Ross River had the highest at 88.0¢ per litre.

Price discounts may apply to seniors, members of unions or service groups, or for quick payment. Ask your fuel supplier for details.

Average Residential Heating Fuel Prices July 29th, 2009



Residential Heating Fuel Prices — Whitehorse

	Furnace Oil	Arctic Stove Oil	Propane (500-gallon tank cost)
29-Jul-09	91.7	95.2	78.1
15-Jul-09	97.3	101.6	78.1
2-Jul-09	94.9	98.4	82.9
17-Jun-09	93.6	96.6	80.7
3-Jun-09	86.8	90.6	80.7
20-May-09	87.0	90.3	79.7
6-May-09	84.4	87.6	79.7
22-Apr-09	88.1	91.6	82.8
8-Apr-09	87.8	91.4	85.4
25-Mar-09	86.5	90.3	88.1
11-Mar-09	86.0	89.6	94.9
25-Feb-09	86.8	90.4	94.9
11-Feb-09	94.4	98.1	94.9
28-Jan-09	94.9	99.6	93.5
14-Jan-09	95.4	99.1	91.4
31-Dec-08	94.0	95.4	89.3
17-Dec-08	97.0	100.2	89.3
3-Dec-08	107.0	110.5	87.8
19-Nov-08	115.9	119.6	91.2
5-Nov-08	124.7	128.0	93.2
22-Oct-08	129.8	133.1	94.9
8-Oct-08	133.7	137.0	94.9
24-Sep-08	131.2	134.6	97.6
10-Sep-08	134.4	138.0	96.5
27-Aug-08	133.6	137.0	97.0
13-Aug-08	137.8	141.0	97.0
30-Jul-08	138.7	142.1	97.0
16-Jul-08	145.5	149.0	98.1
2-Jul-08	142.6	145.8	99.0
June '08	139.4	142.4	97.7
May '08	130.6	133.8	94.5
April '08	125.2	128.6	92.6
March '08	118.6	121.7	90.0
February '08	109.9	113.0	87.4
January '08	110.6	113.8	85.1
December '07	113.0	116.2	80.5
November '07	106.5	109.6	77.3
October '07	99.8	103.2	73.8
September '07	99.0	102.3	73.0
August '07	97.9	101.6	72.1
July '07	95.5	99.2	70.7
June '07	95.8	99.2	70.4
May '07	97.3	100.4	70.4
April '07	99.8	103.0	69.6
March '07	98.0	101.1	68.8
February '07	96.4	99.4	68.8
January '07	98.0	101.1	67.0

12

Residential Heating Fuel Prices — Carmacks

	Furnace Oil	Arctic Stove Oil	Propane (500-gallon tank cost)
29-Jul-09	93.8	97.4	88.0
15-Jul-09	100.1	103.7	88.0
2-Jul-09	89.6	93.2	N/A
17-Jun-09	89.6	93.2	93.2
3-Jun-09	89.6	93.2	93.2
20-May-09	89.6	93.2	93.2
6-May-09	89.6	93.2	93.2
22-Apr-09	89.6	93.2	95.3
8-Apr-09	89.6	93.2	95.3
25-Mar-09	89.5	93.2	95.3
11-Mar-09	89.5	93.2	103.7
25-Feb-09	93.2	96.9	103.7
11-Feb-09	99.1	102.7	103.7
28-Jan-09	99.1	102.7	98.0
14-Jan-09	99.1	102.7	93.8
31-Dec-08	99.1	102.7	93.8
17-Dec-08	103.2	106.9	93.8
3-Dec-08	110.5	114.2	93.8
19-Nov-08	123.1	126.8	98.0
5-Nov-08	130.0	133.6	101.1
22-Oct-08	135.8	138.9	105.3
8-Oct-08	135.8	138.9	105.3
24-Sep-08	135.8	138.9	110.5
10-Sep-08	137.3	140.7	111.6
27-Aug-08	137.3	140.7	112.6
13-Aug-08	148.9	152.1	112.6
30-Jul-08	148.9	152.1	112.6
16-Jul-08	144.7	155.4	112.6
2-Jul-08	144.7	155.4	108.2
June '08	142.5	145.7	108.2
May '08	131.1	134.2	108.2
April '08	127.9	131.1	108.2
March '08	120.6	123.7	102.9
February '08	113.2	116.3	97.7
January '08	116.3	119.5	94.8
December '07	117.4	120.6	93.3
November '07	106.9	110.1	89.0
October '07	102.6	105.8	89.0
September '07	102.6	105.8	87.4
August '07	102.6	105.8	85.4
July '07	102.6	105.8	84.4
June '07	102.6	105.8	83.8
May '07	101.5	104.7	83.8
April '07	101.5	104.7	82.7
March '07	101.5	104.7	81.5
February '07	101.5	104.7	81.5
January '07	102.6	110.4	78.1

13

Residential Heating Fuel Prices — Dawson City

	Furnace Oil	Arctic Stove Oil	Propane (500-gallon tank cost)
29-Jul-09	99.0	100.8	88.0
15-Jul-09	100.0	101.9	88.0
2-Jul-09	94.8	96.6	N/A
17-Jun-09	94.8	96.6	93.2
3-Jun-09	94.8	96.6	93.2
20-May-09	94.8	96.6	93.2
6-May-09	94.8	96.6	93.2
22-Apr-09	94.8	96.6	95.3
8-Apr-09	94.8	96.6	95.3
25-Mar-09	94.8	96.6	95.3
11-Mar-09	94.8	96.6	103.7
25-Feb-09	96.6	98.5	103.7
11-Feb-09	101.6	103.4	103.7
28-Jan-09	101.6	103.4	98.0
14-Jan-09	101.6	103.4	93.8
31-Dec-08	104.7	106.6	93.8
17-Dec-08	109.5	111.3	93.8
3-Dec-08	121.0	122.8	93.8
19-Nov-08	131.5	133.3	98.0
5-Nov-08	137.6	139.4	101.1
22-Oct-08	140.5	142.0	105.3
8-Oct-08	141.0	144.6	105.3
24-Sep-08	141.0	144.6	110.5
10-Sep-08	142.2	145.9	111.6
27-Aug-08	142.2	145.9	112.6
13-Aug-08	147.5	151.2	112.6
30-Jul-08	153.3	157.0	112.6
16-Jul-08	151.2	154.9	112.6
2-Jul-08	149.1	152.3	108.2
June '08	150.2	151.2	108.2
May '08	138.6	143.6	108.2
April '08	131.6	133.6	108.2
March '08	123.4	124.1	102.9
February '08	116.3	119.4	97.7
January '08	116.9	119.6	94.8
December '07	116.3	120.0	93.3
November '07	115.1	118.8	91.2
October '07	114.0	117.7	91.2
September '07	114.0	117.7	89.6
August '07	114.0	117.7	87.9
July '07	114.6	117.7	87.4
June '07	114.0	117.7	86.8
May '07	113.5	117.2	86.8
April '07	113.5	117.2	85.2
March '07	112.4	116.1	83.6
February '07	111.4	115.1	83.6
January '07	110.6	113.8	80.3

14

Residential Heating Fuel Prices — Faro

	Furnace Oil	Arctic Stove Oil	Propane (500-gallon tank cost)
29-Jul-09	94.0	97.7	88.0
15-Jul-09	100.3	104.0	88.0
2-Jul-09	89.8	93.5	N/A
17-Jun-09	89.8	93.5	93.2
3-Jun-09	89.8	93.5	93.2
20-May-09	89.8	93.5	93.2
6-May-09	89.8	93.5	93.2
22-Apr-09	89.8	93.5	95.3
8-Apr-09	89.8	93.5	95.3
25-Mar-09	89.7	93.4	95.3
11-Mar-09	89.7	93.4	103.7
25-Feb-09	93.4	97.2	103.7
11-Feb-09	99.3	102.9	103.7
28-Jan-09	99.3	102.9	98.0
14-Jan-09	99.3	102.9	93.8
31-Dec-08	99.3	102.9	93.8
17-Dec-08	103.4	107.1	93.8
3-Dec-08	110.7	114.4	93.8
19-Nov-08	123.4	127.1	98.0
5-Nov-08	130.2	133.9	101.1
22-Oct-08	136.0	139.2	105.3
8-Oct-08	136.0	139.2	105.3
24-Sep-08	136.0	139.2	110.5
10-Sep-08	138.6	141.8	111.6
27-Aug-08	138.6	141.8	112.6
13-Aug-08	149.1	152.3	112.6
30-Jul-08	149.1	152.3	112.6
16-Jul-08	144.9	148.1	112.6
2-Jul-08	144.9	148.1	108.2
June '08	142.8	145.9	108.2
May '08	131.3	134.4	108.2
April '08	128.1	131.3	108.2
March '08	120.8	123.9	102.9
February '08	113.5	116.1	97.7
January '08	116.6	119.7	94.8
December '07	117.7	120.8	93.3
November '07	107.5	110.3	91.2
October '07	102.8	106.0	91.2
September '07	102.8	106.0	89.6
August '07	102.8	106.0	87.9
July '07	102.8	106.0	87.4
June '07	102.8	106.0	86.8
May '07	101.8	104.9	86.8
April '07	101.8	104.9	85.2
March '07	101.8	104.9	83.6
February '07	101.8	104.9	83.6
January '07	103.2	107.1	80.3

	Furnace Oil	Arctic Stove Oil	Propane (500-gallon tank cost)
29-Jul-09	90.6	92.5	85.9
15-Jul-09	94.3	96.1	85.9
2-Jul-09	91.1	93.0	N/A
17-Jun-09	90.9	92.7	91.1
3-Jun-09	88.0	89.8	91.1
20-May-09	86.7	90.4	91.1
6-May-09	85.9	87.7	91.1
22-Apr-09	88.0	89.8	93.2
8-Apr-09	88.0	89.8	93.2
25-Mar-09	86.4	88.3	93.2
11-Mar-09	80.6	82.5	101.6
25-Feb-09	86.7	88.6	101.6
11-Feb-09	90.3	92.2	101.6
28-Jan-09	93.5	95.3	95.9
14-Jan-09	95.3	97.2	91.6
31-Dec-08	92.7	94.6	91.6
17-Dec-08	96.9	98.8	91.6
3-Dec-08	106.1	108.0	91.6
19-Nov-08	117.9	119.8	95.9
5-Nov-08	121.3	123.1	101.1
22-Oct-08	125.8	127.4	103.2
8-Oct-08	129.8	134.8	103.2
24-Sep-08	129.0	133.2	108.5
10-Sep-08	131.1	135.7	109.6
27-Aug-08	130.6	134.2	110.5
13-Aug-08	139.2	141.5	110.5
30-Jul-08	146.3	145.1	110.5
16-Jul-08	144.1	149.4	110.5
2-Jul-08	140.0	144.4	106.1
June '08	138.4	141.8	106.1
May '08	129.9	133.3	106.1
April '08	125.9	130.3	106.1
March '08	116.3	121.8	100.8
February '08	108.0	112.2	95.6
January '08	112.3	113.8	92.8
December '07	114.2	118.1	91.2
November '07	106.4	111.2	89.0
October '07	100.1	99.6	86.5
September '07	98.9	101.6	87.4
August '07	97.7	100.7	85.8
July '07	96.9	99.8	85.3
June '07	96.5	98.4	84.7
May '07	96.8	99.5	84.7
April '07	98.5	101.4	83.1
March '07	97.6	101.4	81.5
February '07	96.0	98.5	81.5
January '07	98.7	102.2	78.1

16

Residential Heating Fuel Prices — Mayo

	Furnace Oil	Arctic Stove Oil	Propane (500-gallon tank cost)
29-Jul-09	109.8	111.6	88.0
15-Jul-09	112.9	114.8	88.0
2-Jul-09	107.7	109.5	N/A
17-Jun-09	99.9	103.5	93.2
3-Jun-09	99.9	103.5	93.2
20-May-09	99.9	109.5	93.2
6-May-09	99.9	109.5	93.2
22-Apr-09	99.9	109.5	95.3
8-Apr-09	99.9	109.5	95.3
25-Mar-09	99.8	106.9	95.3
11-Mar-09	99.8	106.9	103.7
25-Feb-09	103.5	108.8	103.7
11-Feb-09	109.3	111.6	103.7
28-Jan-09	109.3	115.8	98.0
14-Jan-09	109.3	115.8	93.8
31-Dec-08	109.3	115.8	93.8
17-Dec-08	113.5	126.8	93.8
3-Dec-08	120.8	130.6	93.8
19-Nov-08	136.4	139.5	98.0
5-Nov-08	140.3	142.8	101.1
22-Oct-08	146.0	148.1	105.3
8-Oct-08	146.0	153.3	105.3
24-Sep-08	146.0	153.3	110.5
10-Sep-08	148.7	151.9	111.6
27-Aug-08	148.7	151.9	112.6
13-Aug-08	159.2	162.4	112.6
30-Jul-08	159.2	162.4	112.6
16-Jul-08	155.0	158.1	112.6
2-Jul-08	155.0	158.1	108.2
June '08	152.8	147.8	108.2
May '08	137.0	139.9	108.2
April '08	130.0	136.2	108.2
March '08	125.3	126.2	102.9
February '08	123.2	124.8	97.7
January '08	126.6	127.0	94.8
December '07	127.8	126.0	93.3
November '07	117.3	118.5	91.2
October '07	113.0	115.1	91.2
September '07	114.5	114.5	89.6
August '07	113.7	115.0	87.9
July '07	114.3	115.0	87.4
June '07	113.0	113.9	86.8
May '07	111.5	112.6	86.8
April '07	111.5	112.8	85.2
March '07	111.3	112.3	83.6
February '07	111.5	112.6	83.6
January '07	110.8	112.1	80.3

17 Residential Heating Fuel Prices — Ross River

	Furnace Oil	Arctic Stove Oil	Propane (500-gallon tank cost)
29-Jul-09	95.0	98.7	88.0
15-Jul-09	101.3	105.0	88.0
2-Jul-09	90.8	94.5	N/A
17-Jun-09	90.8	94.5	93.2
3-Jun-09	90.8	94.5	93.2
20-May-09	90.8	94.5	93.2
6-May-09	90.8	94.5	93.2
22-Apr-09	90.8	94.5	95.3
8-Apr-09	90.8	94.5	95.3
25-Mar-09	90.8	94.5	95.3
11-Mar-09	90.8	94.5	103.7
25-Feb-09	94.5	98.2	103.7
11-Feb-09	100.2	103.9	103.7
28-Jan-09	100.2	103.9	-
14-Jan-09	100.2	103.9	-
31-Dec-08	100.2	103.9	-
17-Dec-08	104.5	108.2	-
3-Dec-08	111.8	115.5	-
19-Nov-08	124.4	128.1	-

18

Residential Heating Fuel Prices — Teslin

	Furnace Oil	Arctic Stove Oil	Propane (500-gallon tank cost)
29-Jul-09	93.8	97.4	85.9
15-Jul-09	100.1	103.7	85.9
2-Jul-09	89.6	93.2	N/A
17-Jun-09	89.6	93.2	91.1
3-Jun-09	89.6	93.2	91.1
20-May-09	89.6	89.7	91.1
6-May-09	89.6	88.6	91.1
22-Apr-09	89.6	88.6	93.2
8-Apr-09	89.6	90.2	93.2
25-Mar-09	89.5	88.1	93.2
11-Mar-09	89.5	88.1	101.6
25-Feb-09	93.2	92.5	101.6
11-Feb-09	99.1	98.1	101.6
28-Jan-09	99.1	98.1	95.9
14-Jan-09	96.2	98.1	91.6
31-Dec-08	96.2	98.1	91.6
17-Dec-08	104.1	106.0	91.6
3-Dec-08	110.5	118.0	91.6
19-Nov-08	123.1	124.3	95.9
5-Nov-08	130.0	129.3	101.1
22-Oct-08	135.8	138.9	103.2
8-Oct-08	135.8	136.1	103.2
24-Sep-08	135.8	138.9	108.5
10-Sep-08	137.3	141.6	109.6
27-Aug-08	137.3	141.6	110.5
13-Aug-08	148.9	152.1	110.5
30-Jul-08	148.9	152.1	110.5
16-Jul-08	144.7	147.8	110.5
2-Jul-08	144.7	147.8	106.1
June '08	142.5	145.7	106.1
May '08	131.1	132.4	106.1
April '08	127.9	128.0	106.1
March '08	120.6	118.3	100.8
February '08	113.2	113.3	95.6
January '08	116.0	117.1	92.8
December '07	117.4	118.0	91.2
November '07	106.9	108.5	89.0
October '07	102.6	105.8	89.0
September '07	102.6	104.8	87.4
August '07	102.6	105.1	85.8
July '07	102.6	105.8	85.3
June '07	102.6	105.8	84.7
May '07	101.5	104.7	84.7
April '07	101.5	103.5	83.1
March '07	101.5	102.7	81.5
February '07	101.5	102.2	81.5
January '07	103.3	101.8	78.1

19

Residential Heating Fuel Prices — Watson Lake

	Furnace Oil	Arctic Stove Oil	Propane (500-gallon tank cost)
29-Jul-09	92.7	95.6	85.9
15-Jul-09	96.9	99.2	85.9
2-Jul-09	91.6	94.0	N/A
17-Jun-09	92.0	98.2	91.1
3-Jun-09	90.6	93.5	91.1
20-May-09	87.4	90.8	91.1
6-May-09	87.4	90.8	91.1
22-Apr-09	89.5	92.9	93.2
8-Apr-09	89.5	92.9	93.2
25-Mar-09	89.5	92.9	93.2
11-Mar-09	89.5	92.9	101.6
25-Feb-09	91.3	94.8	101.6
11-Feb-09	98.2	101.8	101.6
28-Jan-09	95.3	98.2	95.9
14-Jan-09	95.3	97.7	91.6

31-Dec-08	95.3	97.2	91.6
17-Dec-08	97.4	100.2	91.6
3-Dec-08	103.7	107.7	91.6
19-Nov-08	113.6	117.6	95.9
5-Nov-08	120.3	124.7	101.1
22-Oct-08	130.2	133.8	103.2
8-Oct-08	132.7	136.4	103.2
24-Sep-08	130.6	134.3	108.5
10-Sep-08	133.2	137.0	109.6
27-Aug-08	133.5	137.8	110.5
13-Aug-08	141.5	145.1	110.5
30-Jul-08	145.0	148.8	110.5
16-Jul-08	148.0	151.8	110.5
2-Jul-08	145.2	149.1	106.1

	Furnace Oil	Arctic Stove Oil	Propane (500-gallon tank cost)
June '08	143.0	146.8	106.1
May '08	134.9	138.6	106.1
April '08	130.1	133.5	106.1
March '08	124.8	128.5	100.8
February '08	114.4	118.2	95.6
January '08	114.0	117.9	92.8

December '07	117.9	121.7	91.2
November '07	107.3	111.1	89.0
October '07	101.4	105.5	89.0
September '07	100.9	104.7	87.4
August '07	99.9	103.0	85.8
July '07	98.5	102.2	85.3
June '07	98.6	101.9	84.7
May '07	98.5	101.8	84.7
April '07	99.7	103.0	83.1
March '07	100.8	104.1	81.5
February '07	98.5	101.4	81.5
January '07	100.4	103.6	78.1

Information collected by The Yukon Bureau of Statistics for the Department of Economic Development.

Next release: August 27th, 2009



Additional information:
The Yukon Government
Executive Council Office
Bureau of Statistics (A-8C)
Box 2703, Whitehorse, Yukon Y1A 2C6
Telephone: (867) 667-5640; Fax: (867) 393-6203
email: ybsinfo@gov.yk.ca
website: <http://www.eco.gov.yk.ca/stats/>