



Retail Motor Fuel Prices in Yukon

Average Prices as of July 22nd, 2015

	Self-serve			% Change Jul 23, 2014 to Jul 22, 2015		
	regular	premium	diesel	regular	premium	diesel
Whitehorse	119.9	128.0	122.3	-13.7%	-13.5%	-16.6%
Beaver Creek	150.2	167.9	166.6	-9.8%	-7.7%	-5.7%
Carcross	139.9	-	139.9	-9.1%	-	-12.5%
Carmacks	134.9	141.4	125.4	-12.3%	-12.7%	-25.3%
Dawson City	139.7	146.7	147.8	-12.2%	-12.0%	-12.5%
Destruction Bay	138.9	148.9	121.9	n/a	n/a	n/a
Eagle Plains	150.0	-	160.0	-13.3%	-	-8.6%
Faro	131.9	-	123.9	-15.4%	-	-27.1%
Haines Junction	123.7	132.4	127.7	-13.0%	-10.5%	-14.5%
Mayo	128.9	-	127.9	n/a	-	n/a
Pelly Crossing	133.9	-	135.9	-13.6%	-	-20.0%
Ross River	126.7	-	110.9	-16.4%	-	-22.8%
Stewart Crossing	129.9	135.9	134.9	-17.3%	-16.6%	-18.2%
Tagish	114.9	129.8	130.4	-19.5%	-13.4%	-13.0%
Teslin	126.4	134.9	126.9	-11.9%	-11.8%	-15.1%
Watson Lake	123.6	125.9	118.5	-15.3%	-17.0%	-22.4%

As of July 22nd, 2015, average **regular self-serve** motor fuel prices ranged from 114.9¢ per litre in Tagish to 150.2¢ per litre in Beaver Creek; a difference of 35.3¢. In communities offering **premium self-serve** motor fuel, prices ranged from 125.9¢ in Watson Lake to 167.9¢ in Beaver Creek; a difference of 42.0¢. **Diesel self-serve** prices ranged from 110.9¢ in Ross River to 166.6¢ in Beaver Creek; a difference of 55.7¢ per litre.

Comparing July 22nd, 2015 to July 23rd, 2014, **regular self-serve** motor fuel prices decreased in all Yukon communities, ranging from -9.1% in Carcross to -19.5% in Tagish. **Premium self-serve** prices decreased in all Yukon communities. **Diesel self-serve** prices also decreased in all Yukon communities, ranging from -5.7% in Beaver Creek to -27.1% in Faro.

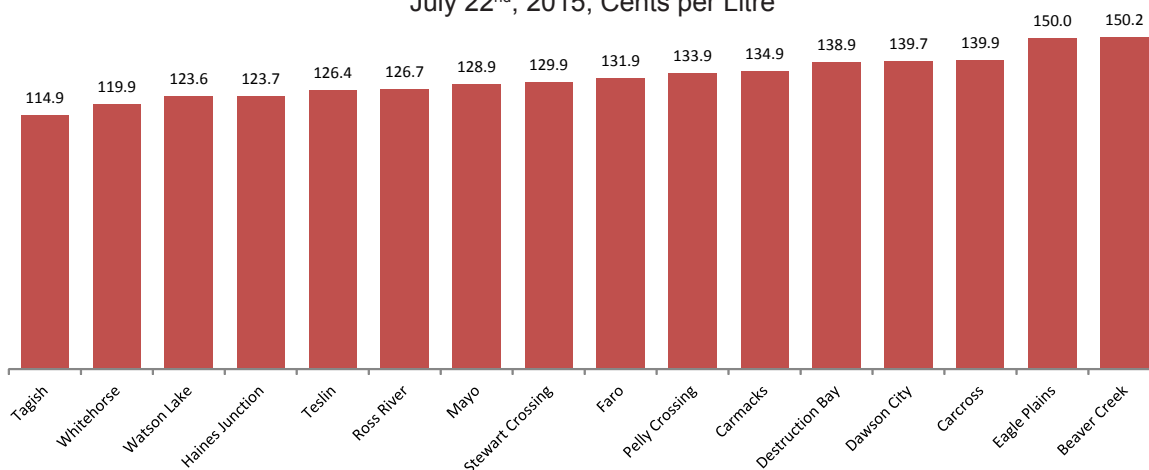
	Full-serve				% Change Jul 23, 2014 to Jul 22, 2015			
	regular	premium	diesel	propane	regular	premium	diesel	propane
Whitehorse	122.4	133.7	123.9	94.6	-13.6%	-10.4%	-15.8%	-6.2%
Dawson City	-	-	-	135.0	-	-	-	0.0%
Destruction Bay	-	-	-	130.0	-	-	-	n/a
Eagle Plains	-	-	-	140.0	-	-	-	-0.6%
Haines Junction	-	-	-	100.0	-	-	-	-19.4%
Mayo	135.9	-	142.9	-	n/a	-	n/a	-
Tagish	-	-	-	110.0	-	-	-	0.0%
Teslin	-	-	-	115.0	-	-	-	7.0%
Watson Lake	-	-	n/a	130.9	-	-	n/a	2.9%

In communities offering **full-serve propane** fuel services, prices ranged from 94.6¢ per litre in Whitehorse to 140.0¢ per litre in Eagle Plains; a difference of 45.4¢. Year-over-year, the price of full-serve propane decreased in three Yukon propane communities (Whitehorse, Eagle Plains and Haines Junction), increased in two (Teslin and Watson Lake) and remained the same in two communities (Dawson City and Tagish).

Notes:

All prices are Canadian cents per litre, including all applicable taxes.
 “-” Indicates this service was not available in this community at this time.
 “n/a” indicates this information was not available for the reporting period.

Average Self-Serve Regular Fuel Prices July 22nd, 2015, Cents per Litre

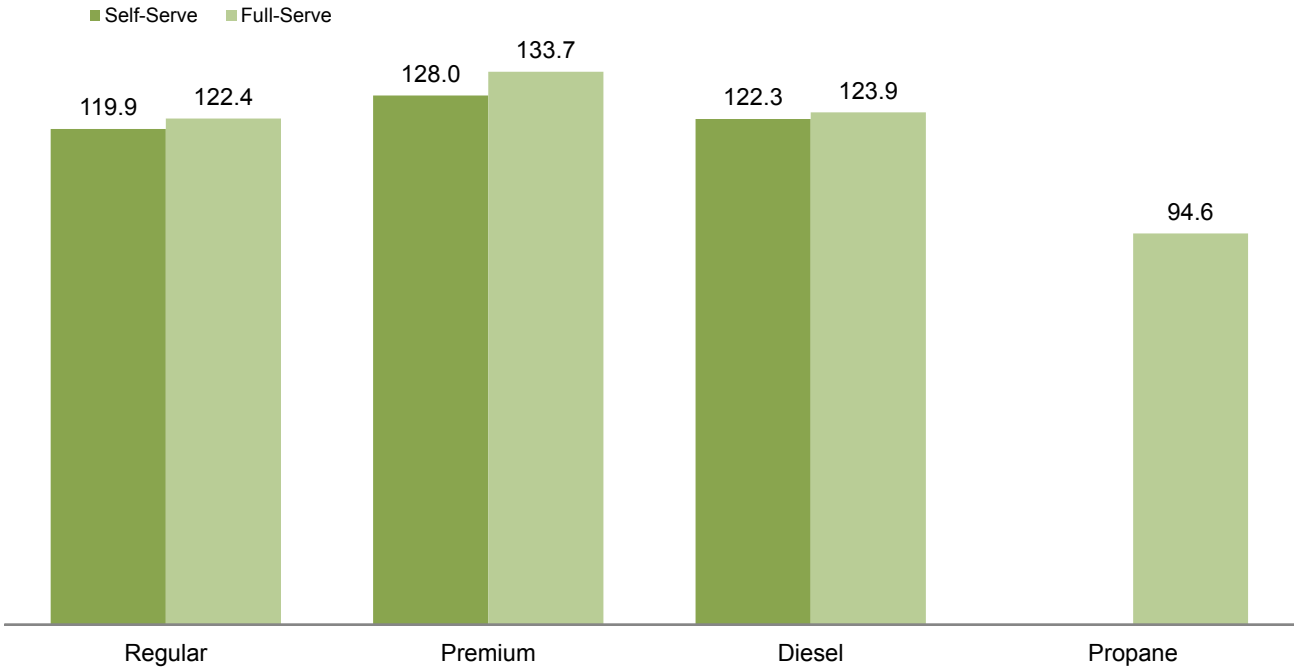


Retail Motor Fuel Prices — Whitehorse

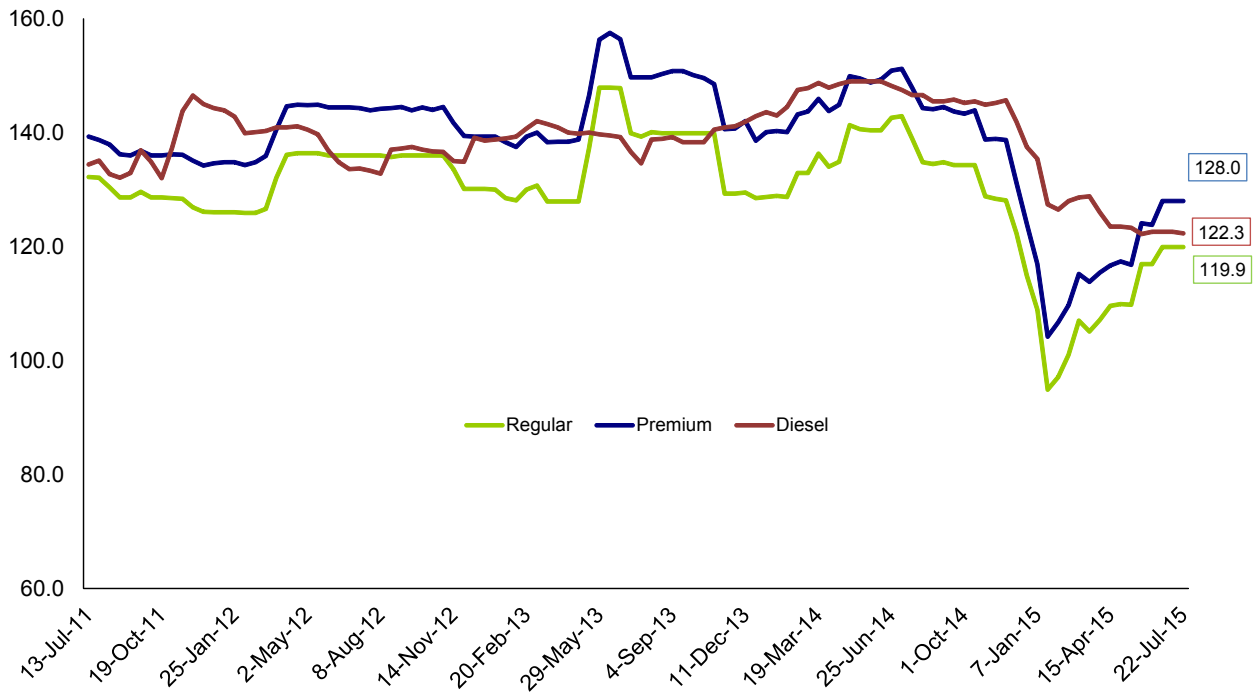
	Self-serve			Full-serve			
	regular	premium	diesel	regular	premium	diesel	propane
22-Jul-15	119.9	128.0	122.3	122.4	133.7	123.9	94.6
8-Jul-15	119.9	128.0	122.6	122.2	132.7	124.4	93.3
24-Jun-15	119.9	128.0	122.6	122.2	133.7	124.4	97.3
10-Jun-15	116.9	123.8	122.6	117.7	129.2	131.2	97.3
27-May-15	116.9	124.1	122.2	117.7	129.4	131.2	96.3
13-May-15	109.8	116.8	123.3	110.7	125.4	132.7	96.3
29-Apr-15	109.9	117.4	123.5	110.7	125.4	132.7	96.3
15-Apr-15	109.6	116.7	123.5	110.7	125.4	132.7	97.9
1-Apr-15	107.1	115.4	126.0	109.4	123.9	132.4	97.9
18-Mar-15	105.1	113.8	128.8	108.2	124.2	132.4	97.9
4-Mar-15	107.0	115.2	128.6	109.4	124.2	133.9	97.9
18-Feb-15	101.0	109.7	128.0	104.9	119.4	130.4	96.9
4-Feb-15	97.1	106.7	126.5	98.7	117.7	130.4	96.6
21-Jan-15	94.9	104.2	127.4	97.4	116.4	130.4	96.6
7-Jan-15	108.9	116.9	135.4	109.2	126.4	137.9	99.6
23-Dec-14	114.9	124.0	137.5	116.2	131.4	138.7	99.6
10-Dec-14	122.3	131.2	141.9	122.9	132.6	144.2	97.4
26-Nov-14	128.1	138.7	145.7	128.9	143.4	146.9	101.6
12-Nov-14	128.4	138.9	145.2	129.7	143.4	146.9	104.3
29-Oct-14	128.8	138.8	144.9	130.2	143.4	147.9	104.3
15-Oct-14	134.3	143.9	145.5	137.2	147.7	148.9	103.3
1-Oct-14	134.3	143.3	145.2	137.2	146.7	148.9	107.5
17-Sep-14	134.3	143.7	145.8	137.2	147.7	148.9	103.3
3-Sep-14	134.8	144.5	145.5	137.2	147.7	148.9	104.0
20-Aug-14	134.5	144.1	145.5	137.2	147.7	148.9	104.3
6-Aug-14	134.8	144.3	146.6	137.2	147.7	148.9	103.3
23-Jul-14	139.0	147.9	146.6	141.6	149.2	147.2	100.9
9-Jul-14	142.9	151.2	147.5	143.9	151.7	151.4	109.3
Jun '14	141.5	150.1	148.6	143.1	151.6	151.8	116.6
May '14	140.5	149.2	149.0	142.2	150.8	152.2	119.2
Apr '14	136.7	146.2	148.5	137.9	149.2	151.9	119.3
Mar '14	134.6	144.8	148.3	135.1	148.3	153.6	121.6
Feb '14	130.8	141.7	146.0	131.2	147.3	147.1	120.0
Jan '14	128.8	140.2	143.3	129.4	146.7	143.2	111.8
Dec '13	129.0	140.3	142.4	129.7	145.2	140.7	109.4
Nov '13	129.3	140.7	141.0	131.7	147.0	140.7	106.5
Oct '13	139.9	149.4	139.0	139.9	151.1	139.6	104.9
Sep '13	139.9	150.8	138.8	139.9	151.9	139.4	104.3
Aug '13	140.0	150.0	138.9	139.9	151.9	139.3	102.3
Jul '13	139.6	149.7	135.6	140.7	152.6	140.3	101.4
Jun '13	147.9	157.0	139.4	148.2	155.7	142.2	101.4
May '13	137.7	147.2	139.8	137.9	149.4	140.8	101.0
Apr '13	127.9	138.4	140.5	129.7	144.7	140.5	100.8
Mar '13	129.3	139.2	141.8	131.5	144.7	140.3	100.9
Feb '13	129.1	138.4	140.0	129.3	142.2	137.4	100.7
Jan '13	129.3	138.8	138.9	129.2	142.3	137.6	100.9
Dec '12	130.1	139.3	138.9	130.3	143.2	137.7	98.9
Nov '12	131.9	140.6	135.0	133.6	143.8	137.4	99.4
Oct '12	136.0	144.3	136.8	137.2	144.2	138.2	99.6
Sep '12	136.0	144.2	137.4	137.2	143.7	137.9	99.4
Aug '12	135.9	144.3	134.9	136.6	144.0	137.2	99.4
Jul '12	136.0	144.1	133.5	135.7	144.3	137.3	98.7

Retail Motor Fuel Prices — Whitehorse

Average Fuel Prices, as of July 22nd, 2015
(cents per litre)



Average Self-Serve Bi-weekly Fuel Prices,
July 2011 - July 2015
(cents per litre)



Retail Motor Fuel Prices - Beaver Creek & Burwash Landing

	Beaver Creek Self-serve		
	regular	premium	diesel
22-Jul-15	150.2	167.9	166.6
8-Jul-15	147.9	167.9	166.6
24-Jun-15	143.6	167.9	163.2
10-Jun-15	138.6	152.9	166.6
27-May-15	136.9	152.9	168.2
13-May-15	138.9	152.9	158.9
29-Apr-15	143.9	152.9	169.2
15-Apr-15	139.9	152.9	159.9
1-Apr-15	139.9	n/a	n/a
18-Mar-15	142.9	165.9	169.9
4-Mar-15	142.9	165.9	169.9
18-Feb-15	142.9	165.9	169.9
4-Feb-15	142.9	165.9	169.9
21-Jan-15	142.9	165.9	169.9
7-Jan-15	152.9	165.9	169.9
23-Dec-14	152.9	165.9	169.9
10-Dec-14	167.9	181.9	176.9
26-Nov-14	167.9	181.9	176.9
12-Nov-14	167.9	181.9	176.9
29-Oct-14	165.9	181.9	175.9
15-Oct-14	165.9	181.9	180.6
1-Oct-14	165.9	181.9	180.6
17-Sep-14	165.9	181.9	180.6
3-Sep-14	165.9	181.9	180.6
20-Aug-14	165.9	181.9	180.6
6-Aug-14	166.6	181.9	180.6
23-Jul-14	166.6	181.9	176.6
9-Jul-14	166.6	181.9	180.6
Jun '14	165.9	179.9	180.6
May '14	169.3	184.9	186.4
Apr '14	169.9	182.9	189.9
Mar '14	169.9	182.9	189.9
Feb '14	169.9	182.9	184.9
Jan '14	169.9	182.9	179.9
Dec '13	169.9	182.9	179.9
Nov '13	169.9	182.9	177.4
Oct '13	173.2	186.9	167.4
Sep '13	174.4	188.9	166.6
Aug '13	173.4	188.9	165.1
Jul '13	174.2	188.9	164.2
Jun '13	167.8	183.4	167.4
May '13	157.7	169.9	164.9
Apr '13	156.9	169.9	166.9
Mar '13	156.9	169.9	166.9
Feb '13	156.9	169.9	158.9
Jan '13	156.9	169.9	158.9
Dec '12	156.9	169.9	158.9
Nov '12	156.9	169.9	158.9
Oct '12	154.1	168.9	159.2
Sep '12	150.7	164.4	158.7
Aug '12	149.2	161.9	156.9
Jul '12	148.4	161.9	156.1

	Burwash Landing Full-serve	
	regular	diesel
22-Jul-15	-	-
8-Jul-15	-	-
24-Jun-15	-	-
10-Jun-15	-	-
27-May-15	-	-
13-May-15	-	-
29-Apr-15	-	-
15-Apr-15	-	-
1-Apr-15	-	-
18-Mar-15	-	-
4-Mar-15	-	-
18-Feb-15	-	-
4-Feb-15	-	-
21-Jan-15	-	-
7-Jan-15	-	-
23-Dec-14	-	-
10-Dec-14	-	-
26-Nov-14	-	-
12-Nov-14	-	-
29-Oct-14	-	-
15-Oct-14	-	-
1-Oct-14	-	-
17-Sep-14	-	-
3-Sep-14	-	-
20-Aug-14	-	-
6-Aug-14	-	-
23-Jul-14	-	-
9-Jul-14	-	-
Jun '14	-	-
May '14	-	-
Apr '14	-	-
Mar '14	-	-
Feb '14	-	-
Jan '14	-	-
Dec '13	-	-
Nov '13	-	-
Oct '13	149.9	149.9
Sep '13	149.9	149.9
Aug '13	149.9	149.9
Jul '13	164.9	149.9
Jun '13	165.4	149.9
May '13	165.9	149.9
Apr '13	-	-
Mar '13	-	-
Feb '13	-	-
Jan '13	-	-
Dec '12	-	-
Nov '12	-	-
Oct '12	<i>-closed for the season-</i>	
Sep '12	140.9	140.9
Aug '12	140.9	140.9
Jul '12	140.9	140.9

Retail Motor Fuel Prices — Carcross & Carmacks

	Carcross Self-serve				Carmacks Self-serve		
	regular	premium	diesel		regular	premium	diesel
22-Jul-15	139.9	-	139.9	22-Jul-15	134.9	141.4	125.4
8-Jul-15	139.9	-	139.9	8-Jul-15	135.9	139.9	131.9
24-Jun-15	139.9	-	139.9	24-Jun-15	135.9	142.9	127.4
10-Jun-15	134.9	-	139.9	10-Jun-15	129.9	137.4	126.4
27-May-15	129.9	-	139.9	27-May-15	120.9	131.4	126.4
13-May-15	119.9	-	139.9	13-May-15	117.9	123.9	126.4
29-Apr-15	119.9	-	139.9	29-Apr-15	113.9	123.9	126.4
15-Apr-15	119.9	-	144.9	15-Apr-15	118.9	128.9	128.9
1-Apr-15	119.9	-	144.9	1-Apr-15	118.9	128.9	139.9
18-Mar-15	114.9	-	144.9	18-Mar-15	116.9	126.9	139.9
4-Mar-15	114.9	-	139.9	4-Mar-15	116.9	126.9	139.9
18-Feb-15	109.9	-	139.9	18-Feb-15	112.9	122.9	134.9
4-Feb-15	109.9	-	139.9	4-Feb-15	99.9	109.9	134.9
21-Jan-15	109.9	-	139.9	21-Jan-15	99.9	109.9	134.9
7-Jan-15	124.9	-	149.9	7-Jan-15	119.9	129.9	147.9
23-Dec-14	129.9	-	149.9	23-Dec-14	119.9	129.9	147.9
10-Dec-14	134.9	-	154.9	10-Dec-14	132.9	142.9	152.9
26-Nov-14	139.9	-	154.9	26-Nov-14	139.9	149.9	149.9
12-Nov-14	139.9	-	154.9	12-Nov-14	139.9	149.9	149.9
29-Oct-14	139.9	-	154.9	29-Oct-14	134.9	154.9	158.9
15-Oct-14	149.9	-	154.9	15-Oct-14	146.9	158.4	158.9
1-Oct-14	149.9	-	154.9	1-Oct-14	146.9	158.4	158.9
17-Sep-14	149.9	-	154.9	17-Sep-14	146.9	161.9	167.9
3-Sep-14	149.9	-	159.9	3-Sep-14	146.9	161.9	167.9
20-Aug-14	149.9	-	154.9	20-Aug-14	146.9	161.9	167.9
6-Aug-14	153.9	-	159.9	6-Aug-14	153.9	161.9	167.9
23-Jul-14	153.9	-	159.9	23-Jul-14	153.9	161.9	167.9
9-Jul-14	153.9	-	159.9	9-Jul-14	153.9	161.9	167.9
Jun '14	153.9	-	159.9	Jun '14	153.9	161.9	167.9
May '14	153.9	-	159.9	May '14	153.9	160.9	167.9
Apr '14	151.2	-	159.9	Apr '14	149.9	159.9	167.9
Mar '14	149.9	-	157.4	Mar '14	143.9	153.9	174.9
Feb '14	147.4	-	157.4	Feb '14	139.9	149.9	170.4
Jan '14	144.9	-	154.9	Jan '14	139.9	149.9	163.9
Dec '13	149.9	-	154.9	Dec '13	139.9	149.9	158.9
Nov '13	149.9	-	154.9	Nov '13	144.9	154.9	159.9
Oct '13	149.9	-	151.6	Oct '13	148.2	159.9	153.2
Sep '13	152.4	-	149.9	Sep '13	149.9	159.9	147.4
Aug '13	154.9	-	149.9	Aug '13	148.7	160.2	147.4
Jul '13	154.9	-	149.9	Jul '13	149.9	159.9	147.4
Jun '13	154.9	-	149.9	Jun '13	159.9	167.4	148.7
May '13	146.9	-	145.9	May '13	148.2	157.2	145.4
Apr '13	139.9	-	145.9	Apr '13	139.9	149.9	151.9
Mar '13	139.9	-	145.9	Mar '13	139.9	149.9	153.9
Feb '13	139.9	-	145.9	Feb '13	137.9	148.9	151.9
Jan '13	139.9	-	145.9	Jan '13	139.9	149.9	151.4
Dec '12	139.9	-	145.9	Dec '12	139.9	149.9	145.9
Nov '12	139.9	-	145.9	Nov '12	144.9	154.9	145.9
Oct '12	n/a	-	n/a	Oct '12	149.9	157.6	147.2
Sep '12	n/a	-	n/a	Sep '12	148.9	156.9	147.2
Aug '12	n/a	-	n/a	Aug '12	145.9	154.4	144.4
Jul '12	n/a	-	n/a	Jul '12	145.9	154.2	144.2

Retail Motor Fuel Prices — Dawson City & Destruction Bay

	Dawson City Self-serve			Full-serve propane		Destruction Bay Self-serve			Full-serve propane
	regular	premium	diesel			regular	premium	diesel	
22-Jul-15	139.7	146.7	147.8	135.0	22-Jul-15	138.9	148.9	121.9	130.0
8-Jul-15	137.7	145.7	147.8	135.0	8-Jul-15	137.9	147.9	123.9	130.0
24-Jun-15	136.2	141.7	147.8	135.0	24-Jun-15	138.9	148.9	123.9	130.0
10-Jun-15	136.2	144.2	147.8	135.0	10-Jun-15	134.9	144.9	127.9	130.0
27-May-15	128.7	135.2	152.8	135.0	27-May-15	133.9	143.9	127.9	126.9
13-May-15	126.2	132.7	157.4	135.0	13-May-15	129.9	139.9	129.9	126.9
29-Apr-15	126.2	132.7	157.4	130.0	29-Apr-15	133.9	143.9	129.9	126.9
15-Apr-15	126.2	132.7	157.4	130.0	15-Apr-15	125.9	135.9	129.9	126.9
1-Apr-15	126.2	132.7	157.4	130.0	1-Apr-15	125.9	135.9	129.9	126.7
18-Mar-15	123.7	130.2	157.4	135.0	18-Mar-15	123.9	133.9	138.9	126.7
4-Mar-15	123.7	130.2	157.4	135.0	4-Mar-15	123.9	133.9	138.9	126.9
18-Feb-15	123.7	130.2	157.4	135.0	18-Feb-15	124.9	134.9	140.9	126.9
4-Feb-15	126.9	133.9	157.9	n/a	4-Feb-15	121.9	131.9	137.9	126.9
21-Jan-15	132.2	139.4	158.9	135.0	21-Jan-15	121.9	131.9	129.9	126.9
7-Jan-15	136.0	143.2	163.4	135.0	7-Jan-15	121.9	131.9	140.9	132.9
23-Dec-14	142.5	152.2	163.4	135.0	23-Dec-14	123.9	133.9	155.9	132.9
10-Dec-14	147.8	154.8	172.9	n/a	10-Dec-14	133.9	143.9	155.9	132.9
26-Nov-14	147.7	157.4	166.4	135.0	26-Nov-14	138.9	158.9	158.9	132.9
12-Nov-14	148.9	157.4	167.4	135.0	12-Nov-14	140.9	150.9	169.9	126.9
29-Oct-14	159.2	166.7	168.9	135.0	29-Oct-14	142.9	154.9	152.9	126.9
15-Oct-14	159.2	166.7	168.9	135.0	15-Oct-14	151.9	161.9	151.9	124.9
1-Oct-14	154.7	166.7	168.9	135.0	1-Oct-14	151.9	161.9	151.9	124.9
17-Sep-14	159.2	166.7	168.9	135.0	17-Sep-14	153.9	163.9	153.9	124.9
3-Sep-14	159.2	166.7	168.9	135.0	3-Sep-14	153.9	163.9	153.9	124.9
20-Aug-14	159.2	166.7	168.9	135.0	20-Aug-14	152.9	162.9	152.9	124.9
6-Aug-14	159.2	166.7	168.9	135.0	6-Aug-14	n/a	n/a	n/a	n/a
23-Jul-14	159.2	166.7	168.9	135.0	23-Jul-14	n/a	n/a	n/a	n/a
9-Jul-14	160.4	167.9	169.4	135.0	9-Jul-14	154.9	164.9	156.9	129.9
Jun '14	155.0	163.0	167.2	135.0	Jun '14	158.9	168.9	159.4	129.9
May '14	154.2	161.7	165.9	135.0	May '14	157.4	167.4	169.9	140.0
Apr '14	152.2	159.7	167.4	135.0	Apr '14	154.9	164.9	172.9	134.6
Mar '14	150.7	157.7	166.9	130.0	Mar '14	153.9	163.9	173.4	143.9
Feb '14	149.6	156.6	167.6	135.0	Feb '14	145.9	155.9	172.9	124.9
Jan '14	148.5	155.3	167.7	n/a	Jan '14	140.9	150.9	167.9	105.9
Dec '13	154.0	162.3	163.4	120.0	Dec '13	141.9	151.9	163.4	105.9
Nov '13	157.1	165.6	163.1	120.0	Nov '13	143.4	153.4	158.9	105.9
Oct '13	160.1	168.9	161.9	120.0	Oct '13	142.9	152.9	153.6	105.9
Sep '13	162.9	168.4	162.4	120.0	Sep '13	147.9	157.9	148.9	105.9
Aug '13	162.9	168.4	162.4	120.0	Aug '13	146.9	156.9	142.4	108.0
Jul '13	164.8	170.3	162.7	120.0	Jul '13	149.9	159.9	140.9	110.0
Jun '13	166.8	172.3	162.9	120.0	Jun '13	155.8	165.9	141.9	110.0
May '13	155.4	162.4	165.2	120.0	May '13	152.9	162.9	144.9	108.6
Apr '13	145.7	157.1	152.5	120.0	Apr '13	146.9	156.9	146.9	106.9
Mar '13	142.1	155.2	157.9	n/a	Mar '13	146.9	156.9	152.4	105.9
Feb '13	143.5	155.6	150.6	120.0	Feb '13	143.4	153.4	153.4	105.9
Jan '13	149.1	158.2	155.4	120.0	Jan '13	132.9	142.9	143.9	105.9
Dec '12	151.9	157.4	152.6	120.0	Dec '12	138.9	148.9	149.9	105.9
Nov '12	152.2	159.3	154.4	120.0	Nov '12	139.4	149.4	146.9	105.9
Oct '12	153.0	159.6	156.2	120.0	Oct '12	150.6	160.6	147.2	105.9
Sep '12	154.7	159.6	159.9	120.0	Sep '12	151.4	161.4	147.9	105.9
Aug '12	152.7	157.3	155.4	120.0	Aug '12	148.4	158.4	141.9	105.9
Jul '12	152.9	157.5	155.1	120.0	Jul '12	145.4	155.4	137.4	106.4

Retail Motor Fuel Prices — Eagle Plains & Faro

	Eagle Plains			
	Self-Serve			Full-serve
	regular	premium	diesel	propane
22-Jul-15	150.0	-	160.0	140.0
8-Jul-15	150.0	-	155.0	140.0
24-Jun-15	150.0	-	160.0	140.0
10-Jun-15	155.0	-	150.0	140.0
27-May-15	150.0	-	160.0	140.0
13-May-15	150.0	-	160.0	140.0
29-Apr-15	150.0	-	155.0	140.0
15-Apr-15	150.0	-	160.0	145.0
1-Apr-15	150.0	-	160.0	145.0
18-Mar-15	150.0	-	160.0	145.0
4-Mar-15	150.0	-	160.0	145.0
18-Feb-15	154.0	-	164.0	140.0
4-Feb-15	173.0	-	160.0	140.0
21-Jan-15	173.0	-	155.0	140.0
7-Jan-15	173.0	-	155.0	140.0

23-Dec-14	173.0	-	165.0	140.0
10-Dec-14	n/a	-	n/a	n/a
26-Nov-14	173.0	-	170.0	140.0
12-Nov-14	173.0	-	170.0	140.0
29-Oct-14	173.0	-	175.0	140.0
15-Oct-14	173.0	-	175.0	140.0
1-Oct-14	173.0	-	175.0	140.0
17-Sep-14	173.0	-	170.0	140.0
3-Sep-14	173.0	-	170.0	140.0
20-Aug-14	173.0	-	175.0	140.0
6-Aug-14	173.0	-	175.0	140.9
23-Jul-14	173.0	-	175.0	140.9
9-Jul-14	173.0	-	170.0	140.9

Jun '14	173.0	-	175.0	140.9
May '14	173.0	-	175.0	140.9
Apr '14	173.9	-	170.0	140.9
Mar '14	173.9	-	175.0	140.9
Feb '14	173.9	-	175.0	140.5
Jan '14	173.5	-	172.5	140.0

Dec '13	173.0	-	172.5	140.0
Nov '13	173.0	-	175.0	140.0
Oct '13	173.0	-	171.7	140.0
Sep '13	173.0	-	172.5	140.0
Aug '13	173.0	-	175.0	140.0
Jul '13	173.0	-	175.0	-

	Faro		
	Self-Serve		
	regular	premium	diesel
22-Jul-15	131.9	-	123.9
8-Jul-15	131.9	-	125.9
24-Jun-15	n/a	-	n/a
10-Jun-15	131.5	-	125.9
27-May-15	119.9	-	125.9
13-May-15	115.9	-	125.9
29-Apr-15	115.9	-	125.9
15-Apr-15	120.9	-	130.9
1-Apr-15	118.9	-	141.9
18-Mar-15	118.9	-	141.9
4-Mar-15	118.9	-	141.9
18-Feb-15	114.9	-	136.9
4-Feb-15	101.9	-	136.9
21-Jan-15	115.9	-	149.9
7-Jan-15	121.9	-	149.9

23-Dec-14	121.9	-	149.9
10-Dec-14	141.9	-	151.9
26-Nov-14	141.9	-	151.9
12-Nov-14	141.9	-	151.9
29-Oct-14	148.9	-	151.9
15-Oct-14	n/a	-	n/a
1-Oct-14	148.9	-	169.9
17-Sep-14	148.9	-	169.9
3-Sep-14	148.9	-	169.9
20-Aug-14	155.9	-	169.9
6-Aug-14	155.9	-	169.9
23-Jul-14	155.9	-	169.9
9-Jul-14	155.9	-	169.9

Jun '14	155.9	-	169.9
May '14	155.9	-	169.9
Apr '14	148.6	-	173.6
Mar '14	145.9	-	176.9
Feb '14	141.9	-	168.4
Jan '14	146.9	-	165.9

Dec '13	141.9	-	161.9
Nov '13	152.9	-	161.9
Oct '13	150.2	-	150.2
Sep '13	151.0	-	148.0
Aug '13	151.0	-	148.0
Jul '13	157.0	-	148.0
May '13	151.6	-	150.6
Apr '13	141.9	-	157.9
Mar '13	141.9	-	157.9
Feb '13	140.0	-	152.5
Jan '13	142.0	-	155.0

Dec '12	147.4	-	146.9
Nov '12	149.9	-	145.9
Oct '12	149.9	-	145.9
Sep '12	149.9	-	145.9
Aug '12	145.9	-	139.9
Jul '12	145.9	-	139.9

Retail Motor Fuel Prices — Haines Junction

	Self-serve			Full-serve
	regular	premium	diesel	propane
22-Jul-15	123.7	132.4	127.7	100.0
8-Jul-15	124.2	132.4	129.6	n/a
24-Jun-15	121.9	128.9	127.7	109.9
10-Jun-15	120.6	125.9	127.2	109.9
27-May-15	120.6	128.9	129.6	109.9
13-May-15	113.2	120.4	128.4	109.9
29-Apr-15	111.9	120.4	128.4	114.9
15-Apr-15	111.9	120.4	128.4	114.0
1-Apr-15	108.9	114.9	129.9	114.9
18-Mar-15	108.4	116.9	131.9	114.9
4-Mar-15	106.6	114.9	130.6	114.9
18-Feb-15	105.7	111.4	130.7	114.9
4-Feb-15	102.4	109.4	130.9	114.9
21-Jan-15	104.7	108.9	132.2	114.9
7-Jan-15	113.7	122.4	136.1	124.0
23-Dec-14	118.2	128.9	137.7	124.0
10-Dec-14	128.7	132.9	139.7	105.0
26-Nov-14	133.7	139.4	144.4	124.0
12-Nov-14	133.7	139.4	144.4	124.0
29-Oct-14	133.7	139.4	145.4	124.0
15-Oct-14	139.1	145.4	147.9	124.0
1-Oct-14	139.7	145.4	147.9	124.0
17-Sep-14	139.7	145.4	147.9	124.0
3-Sep-14	139.7	145.4	147.9	124.0
20-Aug-14	140.2	145.4	149.4	124.0
6-Aug-14	141.2	146.9	149.4	124.0
23-Jul-14	142.2	147.9	149.4	124.0
9-Jul-14	146.4	153.4	151.2	124.0
Jun '14	145.3	150.7	150.2	124.0
May '14	145.1	151.4	153.1	124.0
Apr '14	141.2	147.2	153.6	124.0
Mar '14	138.8	145.2	154.9	105.0
Feb '14	133.1	139.4	150.6	105.0
Jan '14	131.9	136.9	148.9	105.0
Dec '13	136.2	n/a	149.7	105.0
Nov '13	137.6	141.2	143.5	105.0
Oct '13	141.1	148.9	141.9	105.0
Sep '13	141.9	148.9	141.9	105.0
Aug '13	143.0	148.9	141.9	105.0
Jul '13	146.2	148.9	144.2	105.0
Jun '13	151.3	161.9	145.0	105.0
May '13	143.2	151.4	145.3	105.0
Apr '13	136.7	141.9	146.4	105.0
Mar '13	136.5	144.7	147.6	105.0
Feb '13	132.7	139.2	143.3	105.0
Jan '13	132.1	138.9	142.7	105.0
Dec '12	133.7	141.7	141.9	105.0
Nov '12	136.4	143.7	138.1	105.0
Oct '12	141.0	148.1	139.2	105.0
Sep '12	139.6	144.9	137.9	105.0
Aug '12	139.2	146.4	137.6	105.0
Jul '12	139.0	147.9	138.4	105.0

Retail Motor Fuel Prices — Mayo

	Self-serve			Full-serve	
	regular	premium	diesel	regular	diesel
22-Jul-15	128.9	-	127.9	135.9	142.9
8-Jul-15	128.9	-	127.9	135.9	142.9
24-Jun-15	128.9	-	127.9	135.9	142.9
10-Jun-15	124.9	-	127.9	126.9	142.9
27-May-15	124.9	-	127.9	126.9	142.9
13-May-15	117.9	-	127.9	126.9	142.9
29-Apr-15	117.9	-	127.9	117.9	142.9
15-Apr-15	117.9	-	138.9	117.9	142.9
1-Apr-15	110.9	-	138.9	117.9	142.9
18-Mar-15	110.9	-	139.9	117.9	142.9
4-Mar-15	110.9	-	139.9	117.9	142.9
18-Feb-15	107.9	-	139.9	117.9	142.9
4-Feb-15	107.9	-	139.9	n/a	n/a
21-Jan-15	110.9	-	139.9	117.9	142.9
7-Jan-15	117.9	-	143.9	127.9	152.9
23-Dec-14	124.9	-	145.9	137.9	160.9
10-Dec-14	133.9	-	148.9	140.9	160.9
26-Nov-14	135.9	-	148.9	n/a	n/a
12-Nov-14	n/a	-	n/a	145.9	160.9
29-Oct-14	n/a	-	n/a	n/a	n/a
15-Oct-14	n/a	-	n/a	154.9	160.9
1-Oct-14	n/a	-	n/a	154.9	160.9
17-Sep-14	n/a	-	n/a	154.9	160.9
3-Sep-14	n/a	-	n/a	154.9	160.9
20-Aug-14	n/a	-	n/a	n/a	n/a
6-Aug-14	n/a	-	n/a	n/a	n/a
23-Jul-14	n/a	-	n/a	n/a	n/a
9-Jul-14	n/a	-	n/a	154.9	160.9
Jun '14	n/a	-	n/a	154.9	160.9
May '14	n/a	-	n/a	154.9	160.9
Apr '14	n/a	-	n/a	151.6	160.9
Mar '14	161.0	-	154.9	149.9	164.9
Feb '14	161.0	-	154.9	159.9	160.9
Jan '14	161.0	-	154.9	159.9	160.9
Dec '13	161.0	-	154.9	159.9	160.9
Nov '13	161.0	-	154.9	159.9	160.9
Oct '13	169.9	-	155.9	159.9	152.9
Sep '13	169.9	-	155.9	159.9	148.9
Aug '13	169.9	-	155.9	159.9	148.9
Jul '13	162.9	-	150.9	169.9	159.9
Jun '13	n/a	-	n/a	169.9	155.9
May '13	154.0	-	155.0	160.4	155.9
Apr '13	154.0	-	155.0	n/a	n/a
Mar '13	154.0	-	155.0	150.9	155.9
Feb '13	154.0	-	155.0	150.9	155.9
Jan '13	154.0	-	155.0	150.9	155.9
Dec '12	154.0	-	155.0	150.9	155.9
Nov '12	154.0	-	155.0	153.4	155.9
Oct '12	154.0	-	155.0	150.9	155.9
Sep '12	154.0	-	155.0	150.9	155.9
Aug '12	154.0	-	150.0	150.9	148.4
Jul '12	154.0	-	150.0	150.9	150.9

Retail Motor Fuel Prices — Pelly Crossing & Ross River

	Pelly Crossing Self-serve	
	regular	diesel
22-Jul-15	133.9	135.9
8-Jul-15	133.9	135.9
24-Jun-15	133.9	135.9
10-Jun-15	127.9	135.9
27-May-15	127.9	135.9
13-May-15	127.9	135.9
29-Apr-15	124.9	157.9
15-Apr-15	124.9	157.9
1-Apr-15	124.9	157.9
18-Mar-15	124.9	157.9
4-Mar-15	117.9	157.9
18-Feb-15	117.9	157.9
4-Feb-15	117.9	157.9
21-Jan-15	122.9	157.9
7-Jan-15	128.9	157.9
23-Dec-14	137.9	157.9
10-Dec-14	146.9	157.9
26-Nov-14	146.9	157.9
12-Nov-14	146.9	157.9
29-Oct-14	154.9	169.9
15-Oct-14	154.9	169.9
1-Oct-14	154.9	169.9
17-Sep-14	154.9	169.9
3-Sep-14	n/a	n/a
20-Aug-14	154.9	169.9
6-Aug-14	154.9	169.9
23-Jul-14	154.9	169.9
9-Jul-14	154.9	169.9
Jun '14	154.9	169.9
May '14	154.9	169.9
Apr '14	149.9	163.2
Mar '14	149.9	164.9
Feb '14	149.9	159.9
Jan '14	149.9	159.9
Dec '13	149.9	159.9
Nov '13	152.4	157.4
Oct '13	154.9	151.6
Sep '13	154.9	154.9
Aug '13	154.9	154.9
Jul '13	149.9	149.9
Jun '13	159.9	149.9
May '13	150.6	151.6
Apr '13	145.9	154.9
Mar '13	142.9	154.9
Feb '13	139.9	154.9
Jan '13	139.9	148.9
Dec '12	139.9	147.9
Nov '12	144.9	148.9
Oct '12	154.9	154.9
Sep '12	152.4	157.4
Aug '12	149.9	145.9
Jul '12	149.9	145.9

	Ross River Self-serve	
	regular	diesel
22-Jul-15	126.7	110.9
8-Jul-15	126.7	110.9
24-Jun-15	126.7	110.9
10-Jun-15	118.4	119.9
27-May-15	118.4	119.9
13-May-15	118.4	119.9
29-Apr-15	118.4	119.9
15-Apr-15	117.1	129.1
1-Apr-15	117.1	129.1
18-Mar-15	117.9	129.9
4-Mar-15	117.1	129.1
18-Feb-15	105.0	115.0
4-Feb-15	105.0	115.0
21-Jan-15	115.0	130.1
7-Jan-15	115.0	130.1
23-Dec-14	n/a	n/a
10-Dec-14	n/a	n/a
26-Nov-14	125.8	130.1
12-Nov-14	148.9	147.3
29-Oct-14	148.9	147.3
15-Oct-14	148.9	147.3
1-Oct-14	148.9	147.3
17-Sep-14	151.5	143.7
3-Sep-14	151.5	143.7
20-Aug-14	151.5	143.7
6-Aug-14	151.5	143.7
23-Jul-14	151.5	143.7
9-Jul-14	151.5	143.7
Jun '14	152.0	150.7
May '14	152.0	150.7
Apr '14	147.7	157.1
Mar '14	142.4	169.9
Feb '14	137.9	165.9
Jan '14	137.9	161.9
Dec '13	137.9	161.9
Nov '13	147.9	152.9
Oct '13	147.9	150.2
Sep '13	145.9	142.9
Aug '13	149.0	147.0
Jul '13	152.0	151.0
Jun '13	152.0	151.0
May '13	141.2	149.2
Apr '13	135.3	147.8
Mar '13	135.3	147.8
Feb '13	137.1	148.9
Jan '13	138.9	138.9
Dec '12	140.9	142.4
Nov '12	142.9	145.9
Oct '12	142.9	145.9
Sep '12	142.9	145.9
Aug '12	142.9	141.9
Jul '12	139.9	147.9

Retail Motor Fuel Prices — Stewart Crossing & Tagish

	Stewart Crossing		
	Self-Serve		
	regular	premium	diesel
22-Jul-15	129.9	135.9	134.9
8-Jul-15	129.9	135.9	134.9
24-Jun-15	129.9	135.9	134.9
10-Jun-15	126.9	132.9	134.9
27-May-15	126.9	132.9	134.9
13-May-15	119.9	125.9	134.9
29-Apr-15	128.0	134.0	143.0
15-Apr-15	128.0	134.0	143.0
1-Apr-15	123.0	129.0	148.0
18-Mar-15	123.0	129.0	148.0
4-Mar-15	118.0	124.0	148.0
18-Feb-15	118.0	124.0	148.0
4-Feb-15	118.0	124.0	148.0
21-Jan-15	113.0	119.0	148.0
7-Jan-15	127.0	133.0	154.0

23-Dec-14	133.0	139.0	157.0
10-Dec-14	141.0	147.0	157.0
26-Nov-14	146.0	152.0	165.0
12-Nov-14	146.0	152.0	165.0
29-Oct-14	148.0	154.0	165.0
15-Oct-14	153.0	163.0	165.0
1-Oct-14	153.0	163.0	165.0
17-Sep-14	153.0	163.0	165.0
3-Sep-14	153.0	163.0	165.0
20-Aug-14	153.0	163.0	165.0
6-Aug-14	n/a	n/a	n/a
23-Jul-14	157.0	163.0	165.0
9-Jul-14	162.0	164.0	160.9

Jun '14	160.0	164.0	160.9
May '14	158.0	164.0	160.9
Apr '14	153.3	160.3	160.9
Mar '14	153.0	157.0	160.9
Feb '14	148.5	154.5	158.4
Jan '14	146.0	152.0	155.9

Dec '13	146.0	152.0	155.9
Nov '13	146.0	164.0	153.9
Oct '13	158.0	164.0	152.5
Sep '13	158.0	164.0	153.5
Aug '13	158.0	164.0	153.9
Jul '13	162.0	168.0	153.9
Jun '13	166.0	172.0	153.9
May '13	156.3	158.7	157.2
Apr '13	146.0	152.0	158.9
Mar '13	149.5	153.0	155.9
Feb '13	148.0	154.0	152.9
Jan '13	148.0	154.0	152.9

Dec '12	148.0	154.0	152.9
Nov '12	150.0	156.0	147.7
Oct '12	154.0	160.0	147.5
Sep '12	154.0	160.0	147.5
Aug '12	154.0	160.0	147.5
Jul '12	154.0	160.0	147.5

	Tagish			
	Self-serve			Full-serve
	regular	premium	diesel	propane
22-Jul-15	114.9	129.8	130.4	110.0
8-Jul-15	119.8	129.8	120.9	100.0
24-Jun-15	124.8	134.8	120.8	100.0
10-Jun-15	117.4	132.8	130.4	100.0
27-May-15	113.4	124.8	130.4	100.0
13-May-15	111.4	124.8	130.4	100.0
29-Apr-15	109.9	n/a	139.9	n/a
15-Apr-15	111.4	124.8	130.4	100.0
1-Apr-15	111.4	124.8	134.4	100.0
18-Mar-15	111.4	124.8	134.4	100.0
4-Mar-15	111.4	124.8	134.4	110.0
18-Feb-15	106.4	124.8	132.4	110.0
4-Feb-15	106.4	124.8	132.4	100.0
21-Jan-15	106.4	124.8	119.4	100.0
7-Jan-15	129.9	134.8	146.9	110.0

23-Dec-14	n/a	n/a	n/a	n/a
10-Dec-14	136.4	134.8	146.9	110.0
26-Nov-14	138.9	149.8	150.4	110.0
12-Nov-14	138.9	149.8	150.4	110.0
29-Oct-14	138.9	149.8	150.4	110.0
15-Oct-14	144.4	149.8	150.4	110.0
1-Oct-14	144.4	149.8	150.4	110.0
17-Sep-14	144.4	149.8	150.4	110.0
3-Sep-14	144.4	149.8	150.4	110.0
20-Aug-14	144.4	149.8	150.4	110.0
6-Aug-14	144.4	149.8	150.4	110.0
23-Jul-14	142.8	149.8	149.8	110.0
9-Jul-14	146.4	149.8	152.4	110.0

Jun '14	145.7	149.8	152.4	110.0
May '14	143.7	151.3	151.9	120.0
Apr '14	141.9	148.8	151.4	131.7
Mar '14	139.9	145.3	151.4	135.0
Feb '14	136.4	138.8	151.4	110.0
Jan '14	141.4	138.8	151.4	110.0

Dec '13	141.9	146.8	147.2	115.0
Nov '13	142.4	146.8	145.4	112.5
Oct '13	147.4	146.8	144.9	111.7
Sep '13	147.4	156.8	144.9	115.0
Aug '13	147.4	156.8	144.9	110.0
Jul '13	147.4	156.8	144.9	107.5
Jun '13	148.9	156.8	145.4	107.5
May '13	142.7	150.1	145.9	108.3
Apr '13	139.9	144.8	145.9	105.0
Mar '13	139.9	144.8	145.9	105.0
Feb '13	136.4	140.8	144.9	110.0
Jan '13	137.4	140.8	140.4	115.0

Dec '12	141.2	140.8	140.7	115.0
Nov '12	138.9	146.9	141.4	110.0
Oct '12	141.4	147.8	144.9	111.7
Sep '12	140.4	147.3	144.9	110.0
Aug '12	140.2	145.8	145.7	110.0
Jul '12	137.9	145.8	141.4	115.0

Retail Motor Fuel Prices — Teslin

	Self-serve			Full-serve
	regular	premium	diesel	propane
22-Jul-15	126.4	134.9	126.9	115.0
8-Jul-15	126.9	134.9	126.9	115.0
24-Jun-15	128.9	138.9	126.9	115.0
10-Jun-15	122.4	130.9	126.9	115.0
27-May-15	120.4	130.9	129.9	115.0
13-May-15	113.9	123.9	129.4	115.0
29-Apr-15	113.9	123.9	131.4	115.0
15-Apr-15	113.9	123.9	131.4	110.0
1-Apr-15	113.9	123.9	131.4	115.0
18-Mar-15	113.9	123.9	132.9	110.0
4-Mar-15	113.9	123.9	132.9	115.0
18-Feb-15	113.9	123.9	132.9	115.0
4-Feb-15	98.9	108.9	132.9	115.0
21-Jan-15	98.9	108.9	132.9	115.0
7-Jan-15	114.4	124.9	139.9	115.0
23-Dec-14	120.4	128.9	142.9	115.0
10-Dec-14	126.9	136.9	149.9	115.0
26-Nov-14	130.9	141.9	151.9	115.0
12-Nov-14	130.9	141.9	149.9	115.0
29-Oct-14	130.9	141.9	148.9	110.0
15-Oct-14	138.9	148.9	149.9	110.0
1-Oct-14	139.9	n/a	149.9	110.0
17-Sep-14	139.4	148.9	149.9	110.0
3-Sep-14	139.4	148.9	149.9	110.0
20-Aug-14	139.4	148.9	149.9	107.5
6-Aug-14	139.4	148.9	149.9	107.5
23-Jul-14	143.4	152.9	149.4	107.5
9-Jul-14	147.9	157.9	150.4	110.0
Jun '14	145.9	155.9	150.4	110.0
May '14	146.9	156.9	151.2	121.5
Apr '14	143.6	153.9	152.9	121.5
Mar '14	139.4	152.9	154.7	121.5
Feb '14	135.9	152.9	157.9	121.5
Jan '14	132.9	152.9	148.9	110.0
Dec '13	138.9	152.9	149.7	108.5
Nov '13	138.4	152.9	142.9	107.0
Oct '13	141.2	152.9	143.4	107.0
Sep '13	143.2	152.9	146.4	107.0
Aug '13	143.9	152.9	140.2	111.3
Jul '13	144.7	154.9	141.4	112.5
Jun '13	149.4	157.9	141.2	112.5
May '13	141.1	150.2	141.4	110.8
Apr '13	133.7	143.4	143.2	112.5
Mar '13	133.9	143.9	143.9	110.0
Feb '13	132.7	142.4	141.9	107.5
Jan '13	132.2	141.4	141.2	107.5
Dec '12	133.2	143.4	140.2	107.5
Nov '12	134.4	143.9	136.7	107.5
Oct '12	138.9	149.9	138.9	107.5
Sep '12	140.7	149.9	139.7	107.5
Aug '12	139.4	149.9	138.9	107.5
Jul '12	138.9	149.9	134.4	107.5

Retail Motor Fuel Prices — Watson Lake

	Self-serve			Full-serve	
	regular	premium	diesel	diesel	propane
22-Jul-15	123.6	125.9	118.5	n/a	130.9
8-Jul-15	122.5	125.9	118.1	n/a	130.9
24-Jun-15	121.9	132.4	118.5	n/a	130.9
10-Jun-15	119.0	125.9	118.1	143.9	130.9
27-May-15	118.3	122.9	119.0	143.9	130.9
13-May-15	115.9	123.4	119.7	143.9	130.9
29-Apr-15	113.4	119.9	119.7	143.9	130.9
15-Apr-15	108.6	119.9	114.9	143.9	130.9
1-Apr-15	108.2	119.9	117.0	143.9	130.9
18-Mar-15	108.4	118.4	116.7	-	130.9
4-Mar-15	103.2	113.4	121.0	-	130.9
18-Feb-15	101.4	113.4	122.4	-	130.9
4-Feb-15	99.9	111.9	125.9	-	130.9
21-Jan-15	99.9	111.9	125.9	-	130.9
7-Jan-15	101.9	115.9	135.9	-	130.9
23-Dec-14	111.9	123.4	137.4	n/a	130.9
10-Dec-14	117.9	129.9	142.9	140.9	130.9
26-Nov-14	125.9	134.9	146.9	140.9	130.9
12-Nov-14	131.4	141.4	148.9	140.9	130.9
29-Oct-14	133.9	148.9	141.4	140.9	130.9
15-Oct-14	143.9	148.9	150.2	140.9	130.9
1-Oct-14	144.7	151.6	150.7	140.9	130.9
17-Sep-14	145.4	152.6	150.7	140.9	127.2
3-Sep-14	145.4	152.6	151.4	140.9	127.2
20-Aug-14	145.4	152.6	150.7	140.9	127.2
6-Aug-14	145.9	151.6	151.9	140.9	127.2
23-Jul-14	145.9	151.6	152.7	140.9	127.2
9-Jul-14	146.7	154.2	153.2	140.9	127.2
Jun '14	146.7	154.1	153.6	140.9	128.8
May '14	145.4	155.2	152.4	140.9	129.1
Apr '14	140.6	151.6	154.6	140.9	130.9
Mar '14	143.9	153.9	164.4	140.9	130.9
Feb '14	142.4	153.4	162.9	140.9	130.9
Jan '14	143.4	155.4	159.9	140.9	130.9
Dec '13	144.8	156.9	154.9	140.9	131.4
Nov '13	147.9	159.9	151.4	n/a	131.9
Oct '13	149.0	159.6	148.0	140.9	130.7
Sep '13	149.6	158.4	147.2	140.9	130.3
Aug '13	149.6	159.4	147.2	140.9	130.6
Jul '13	149.3	158.2	146.9	140.9	126.7
Jun '13	148.9	158.2	146.6	140.9	126.2
May '13	139.1	149.2	143.8	140.9	124.7
Apr '13	137.9	149.9	144.9	140.9	123.7
Mar '13	137.9	149.9	144.9	140.9	126.4
Feb '13	130.9	141.7	141.2	140.9	120.9
Jan '13	129.9	132.9	136.9	140.9	120.9
Dec '12	130.4	140.9	137.9	140.9	126.4
Nov '12	137.4	147.7	138.2	140.9	126.4
Oct '12	140.1	149.5	140.0	140.9	126.9
Sep '12	137.9	146.2	141.6	140.9	127.2
Aug '12	138.5	146.4	139.6	134.9	127.2
Jul '12	137.7	144.3	139.8	134.9	125.3

Residential Fuel Prices in Yukon

Average Prices as of July 22nd, 2015

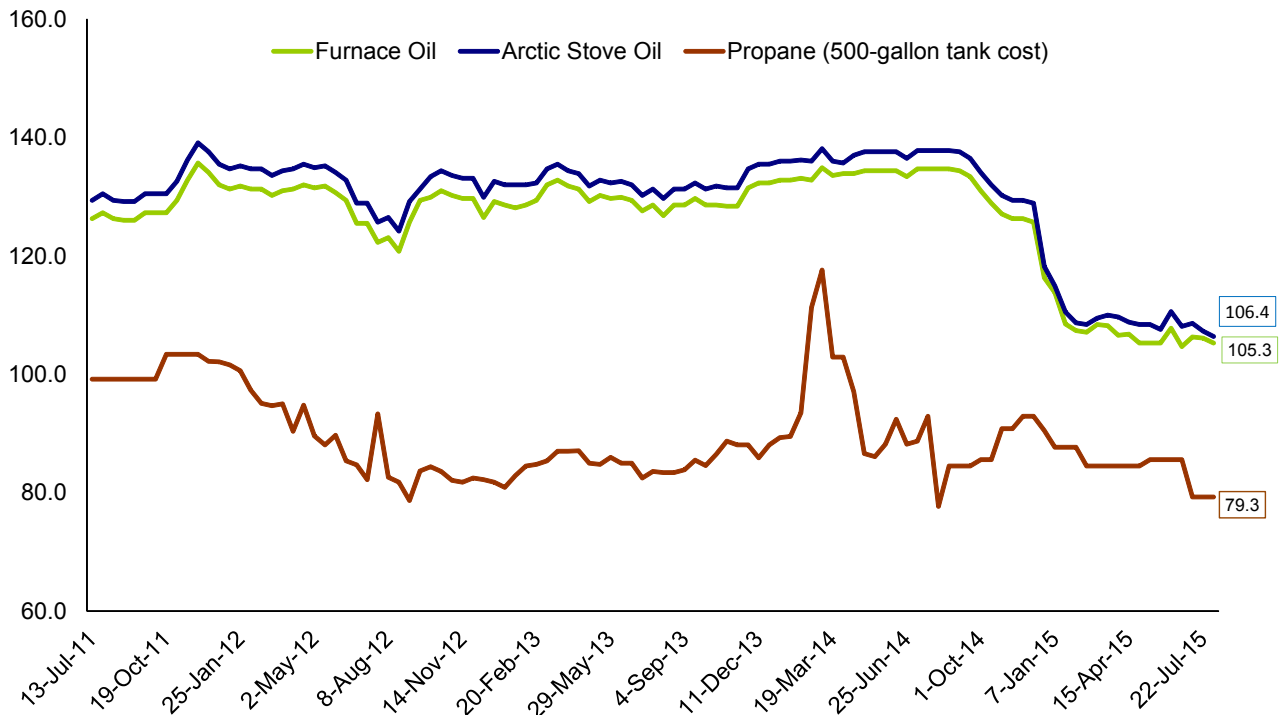
	Residential Heating Fuels			% Change Jul 23, 2014 to Jul 22, 2015		
	Furnace Oil	Arctic Stove Oil	Propane (500-gallon tank cost)	Furnace Oil	Arctic Stove Oil	Propane (500-gallon tank cost)
Whitehorse	105.3	106.4	79.3	-21.8%	-22.8%	2.1%
Carmacks	109.0	112.1	79.3	-20.0%	-19.6%	2.1%
Dawson City	114.5	114.0	79.3	-19.3%	-21.3%	2.1%
Faro	109.2	112.4	79.3	-20.0%	-19.5%	2.1%
Haines Junction	106.2	107.5	79.3	-20.4%	-19.1%	2.1%
Mayo	119.0	117.5	79.3	-20.5%	-21.5%	2.1%
Ross River	110.9	114.0	79.3	-19.4%	-19.0%	2.1%
Tagish	108.3	114.5	-	n/a	-23.2%	-
Teslin	109.0	110.1	79.3	-20.1%	-21.1%	2.1%
Watson Lake	107.3	111.9	79.3	-22.1%	-20.4%	2.1%

Notes: All prices are Canadian cents per litre, including all applicable taxes.
 "-" indicates this service was not available in this community at this time.
 "n/a" indicates this information was not available for the reporting period.

Comparing July 22nd, 2015 to July 23rd, 2014, available prices for Furnace Oil and Arctic Stove Oil decreased in all Yukon communities, while Propane increased in all communities.

Note: Price discounts may apply to seniors, members of unions or service groups, or for quick payment. Ask your fuel supplier for details.

Average Residential Bi-weekly Heating Fuel Prices, Whitehorse
 July 2011 - July 2015
 (cents per litre)



Residential Heating Fuel Prices — Whitehorse

	Furnace Oil	Arctic Stove Oil	Propane (500-gallon tank cost)
22-Jul-15	105.3	106.4	79.3
8-Jul-15	106.1	107.3	79.3
24-Jun-15	106.3	108.6	79.3
10-Jun-15	104.7	108.1	85.6
27-May-15	107.8	110.6	85.6
13-May-15	105.3	107.6	85.6
29-Apr-15	105.3	108.4	85.6
15-Apr-15	105.3	108.4	84.5
1-Apr-15	106.8	108.8	84.5
18-Mar-15	106.6	109.7	84.5
4-Mar-15	108.2	110.0	84.5
18-Feb-15	108.4	109.5	84.5
4-Feb-15	107.1	108.4	84.5
21-Jan-15	107.4	108.7	87.7
7-Jan-15	108.5	110.5	87.7
23-Dec-14	113.8	114.9	87.7
10-Dec-14	116.3	118.2	90.5
26-Nov-14	125.7	128.9	92.9
12-Nov-14	126.3	129.4	92.9
29-Oct-14	126.3	129.4	90.8
15-Oct-14	127.1	130.2	90.8
1-Oct-14	128.9	132.0	85.6
17-Sep-14	131.0	134.1	85.6
3-Sep-14	133.4	136.5	84.5
20-Aug-14	134.4	137.6	84.5
6-Aug-14	134.7	137.8	84.5
23-Jul-14	134.7	137.8	77.7
9-Jul-14	134.7	137.8	92.9
Jun '14	134.1	137.2	88.5
May '14	134.4	137.6	90.3
Apr '14	134.2	137.4	89.9
Mar '14	133.8	135.9	102.9
Feb '14	133.9	137.1	114.5
Jan '14	133.0	136.1	91.5
Dec '13	132.6	135.8	88.7
Nov '13	131.9	135.1	87.0
Oct '13	128.5	131.6	87.8
Sep '13	129.2	131.8	85.1
Aug '13	128.6	131.3	83.7
Jul '13	127.7	130.5	83.5
Jun '13	128.5	131.1	83.8
May '13	129.9	132.6	85.3
Apr '13	130.3	132.9	86.1
Mar '13	132.3	135.0	87.0
Feb '13	130.7	133.5	85.1
Jan '13	128.4	132.0	83.7
Dec '12	128.9	132.3	81.4
Nov '12	128.1	131.5	88.1
Oct '12	130.3	133.7	82.4
Sep '12	129.7	132.4	84.1
Aug '12	123.3	126.7	80.3
Jul '12	122.7	126.1	88.0

Residential Heating Fuel Prices — Carmacks

	Furnace Oil	Arctic Stove Oil	Propane (500-gallon tank cost)
22-Jul-15	109.0	112.1	79.3
8-Jul-15	109.0	112.1	79.3
24-Jun-15	109.0	112.1	79.3
10-Jun-15	109.0	112.1	85.6
27-May-15	n/a	n/a	85.6
13-May-15	109.0	112.1	85.6
29-Apr-15	109.0	112.1	85.6
15-Apr-15	109.0	112.1	84.5
1-Apr-15	109.0	112.1	84.5
18-Mar-15	109.0	112.1	84.5
4-Mar-15	n/a	n/a	84.5
18-Feb-15	109.0	112.1	84.5
4-Feb-15	109.0	112.1	84.5
21-Jan-15	112.1	115.3	87.7
7-Jan-15	115.3	118.4	87.7
23-Dec-14	122.6	125.8	87.7
10-Dec-14	125.8	128.9	95.0
26-Nov-14	126.8	130.0	92.9
12-Nov-14	126.8	130.0	92.9
29-Oct-14	126.8	130.0	90.8
15-Oct-14	128.9	132.1	90.8
1-Oct-14	131.0	134.2	85.6
17-Sep-14	136.3	139.4	85.6
3-Sep-14	136.3	139.4	84.5
20-Aug-14	136.3	139.4	84.5
6-Aug-14	136.3	139.4	84.5
23-Jul-14	136.3	139.4	77.7
9-Jul-14	136.3	139.4	92.9
Jun '14	136.3	139.4	88.5
May '14	136.3	139.4	90.3
Apr '14	136.3	139.4	89.9
Mar '14	136.3	139.4	102.9
Feb '14	135.3	138.4	114.5
Jan '14	133.1	136.3	91.5
Dec '13	133.1	136.3	86.2
Nov '13	133.1	137.6	80.7
Oct '13	128.9	132.1	82.2
Sep '13	128.9	132.1	76.8
Aug '13	128.9	132.1	76.1
Jul '13	131.0	134.2	75.7
Jun '13	133.1	136.3	79.2
May '13	133.8	137.0	81.0
Apr '13	135.2	138.4	81.4
Mar '13	137.3	140.5	80.4
Feb '13	134.2	137.4	76.9
Jan '13	131.0	134.2	74.6
Dec '12	131.0	134.2	69.2
Nov '12	132.6	135.8	71.5
Oct '12	134.2	137.3	72.9
Sep '12	131.6	134.7	75.7
Aug '12	122.6	125.8	68.2
Jul '12	127.9	131.0	73.9

Residential Heating Fuel Prices — Dawson City

	Furnace Oil	Arctic Stove Oil	Propane (500-gallon tank cost)
22-Jul-15	114.5	114.0	79.3
8-Jul-15	114.5	114.6	79.3
24-Jun-15	114.5	114.2	79.3
10-Jun-15	114.5	116.1	85.6
27-May-15	n/a	115.2	85.6
13-May-15	114.5	113.8	85.6
29-Apr-15	114.5	117.6	85.6
15-Apr-15	114.5	117.6	84.5
1-Apr-15	114.5	116.7	84.5
18-Mar-15	114.5	117.6	84.5
4-Mar-15	n/a	118.1	84.5
18-Feb-15	114.5	114.4	84.5
4-Feb-15	114.5	114.4	84.5
21-Jan-15	117.6	119.0	87.7
7-Jan-15	120.8	127.1	87.7
23-Dec-14	128.1	134.4	87.7
10-Dec-14	131.3	134.4	95.0
26-Nov-14	132.3	135.5	92.9
12-Nov-14	132.3	135.5	92.9
29-Oct-14	132.3	135.5	90.8
15-Oct-14	134.4	137.6	90.8
1-Oct-14	136.5	139.7	85.6
17-Sep-14	141.8	144.9	85.6
3-Sep-14	141.8	144.9	84.5
20-Aug-14	141.8	144.9	84.5
6-Aug-14	141.8	144.9	84.5
23-Jul-14	141.8	144.9	77.7
9-Jul-14	141.8	144.9	92.9
Jun '14	141.8	144.9	88.5
May '14	141.8	144.9	90.3
Apr '14	141.8	144.9	89.9
Mar '14	141.8	144.9	102.9
Feb '14	140.8	143.9	114.5
Jan '14	138.6	141.8	91.5
Dec '13	138.6	141.8	86.2
Nov '13	138.6	141.8	80.7
Oct '13	134.4	137.6	82.2
Sep '13	134.4	137.6	76.8
Aug '13	134.4	137.6	76.1
Jul '13	136.5	139.7	75.7
Jun '13	138.6	141.8	80.7
May '13	139.3	142.5	82.8
Apr '13	140.7	139.8	85.6
Mar '13	142.8	139.7	85.3
Feb '13	139.7	137.6	85.0
Jan '13	136.5	136.0	82.5
Dec '12	136.5	136.0	76.8
Nov '12	138.1	136.9	78.5
Oct '12	139.7	138.5	76.3
Sep '12	137.1	138.7	79.6
Aug '12	128.1	138.1	77.7
Jul '12	133.4	140.7	73.9

Residential Heating Fuel Prices — Faro

	Furnace Oil	Arctic Stove Oil	Propane (500-gallon tank cost)
22-Jul-15	109.2	112.4	79.3
8-Jul-15	109.2	112.4	79.3
24-Jun-15	109.2	112.4	79.3
10-Jun-15	109.2	112.4	85.6
27-May-15	n/a	n/a	85.6
13-May-15	109.2	112.4	85.6
29-Apr-15	109.2	112.4	85.6
15-Apr-15	109.2	112.4	84.5
1-Apr-15	109.2	112.4	84.5
18-Mar-15	109.2	112.4	84.5
4-Mar-15	n/a	n/a	84.5
18-Feb-15	109.2	112.4	84.5
4-Feb-15	109.2	112.4	84.5
21-Jan-15	112.4	115.5	87.7
7-Jan-15	115.5	118.7	87.7
23-Dec-14	122.9	126.0	87.7
10-Dec-14	126.0	129.2	95.0
26-Nov-14	127.1	130.2	92.9
12-Nov-14	127.1	130.2	92.9
29-Oct-14	127.1	130.2	90.8
15-Oct-14	129.2	132.3	90.8
1-Oct-14	131.3	134.4	85.6
17-Sep-14	136.5	139.7	85.6
3-Sep-14	136.5	139.7	84.5
20-Aug-14	136.5	139.7	84.5
6-Aug-14	136.5	139.7	84.5
23-Jul-14	136.5	139.7	77.7
9-Jul-14	136.5	139.7	92.9
Jun '14	136.5	139.7	88.5
May '14	136.5	139.7	90.3
Apr '14	136.5	139.7	89.9
Mar '14	136.5	139.7	102.9
Feb '14	135.5	138.7	114.5
Jan '14	133.4	136.5	91.5
Dec '13	133.4	136.5	86.2
Nov '13	133.4	136.5	80.7
Oct '13	129.2	132.3	82.2
Sep '13	129.2	132.3	76.8
Aug '13	129.2	132.3	76.1
Jul '13	131.3	134.4	75.7
Jun '13	133.4	136.5	80.7
May '13	134.1	137.2	82.8
Apr '13	135.5	138.6	85.6
Mar '13	137.6	140.7	85.3
Feb '13	134.5	137.6	85.0
Jan '13	131.3	134.4	82.5
Dec '12	131.3	134.4	76.8
Nov '12	132.9	136.0	78.5
Oct '12	134.4	137.6	76.3
Sep '12	131.8	135.0	79.6
Aug '12	122.9	126.0	77.7
Jul '12	128.1	131.3	73.9

Residential Heating Fuel Prices — Haines Junction

	Furnace Oil	Arctic Stove Oil	Propane (500-gallon tank cost)
22-Jul-15	106.2	107.5	79.3
8-Jul-15	106.2	109.2	79.3
24-Jun-15	106.2	107.6	79.3
10-Jun-15	106.2	108.2	85.6
27-May-15	n/a	107.9	85.6
13-May-15	106.2	106.2	85.6
29-Apr-15	106.2	102.7	85.6
15-Apr-15	106.2	103.0	84.5
1-Apr-15	106.2	108.5	84.5
18-Mar-15	106.2	109.3	84.5
4-Mar-15	n/a	108.8	84.5
18-Feb-15	106.2	107.9	84.5
4-Feb-15	106.2	106.0	84.5
21-Jan-15	109.3	103.5	87.7
7-Jan-15	112.5	105.8	87.7
23-Dec-14	119.8	114.0	87.7
10-Dec-14	123.0	118.7	95.0
26-Nov-14	124.0	125.8	92.9
12-Nov-14	124.0	127.2	92.9
29-Oct-14	124.0	127.1	90.8
15-Oct-14	126.1	127.4	90.8
1-Oct-14	128.2	130.3	85.6
17-Sep-14	133.5	132.4	85.6
3-Sep-14	133.5	130.8	84.5
20-Aug-14	133.5	134.5	84.5
6-Aug-14	133.5	132.9	84.5
23-Jul-14	133.5	132.9	77.7
9-Jul-14	133.5	132.9	92.9
Jun '14	133.5	133.7	88.5
May '14	133.5	134.5	90.3
Apr '14	133.5	133.8	89.9
Mar '14	133.5	133.9	102.9
Feb '14	132.5	132.6	114.5
Jan '14	130.3	130.0	91.5
Dec '13	130.3	126.3	86.2
Nov '13	130.3	126.4	80.7
Oct '13	126.1	124.1	82.2
Sep '13	126.1	127.2	76.8
Aug '13	126.1	122.4	76.1
Jul '13	128.2	123.5	75.7
Jun '13	130.3	124.5	79.2
May '13	131.0	131.0	81.0
Apr '13	132.4	136.3	81.4
Mar '13	134.5	136.6	80.4
Feb '13	131.4	132.1	76.9
Jan '13	128.2	129.5	74.6
Dec '12	128.2	128.6	69.2
Nov '12	129.8	128.8	71.5
Oct '12	131.4	131.3	72.9
Sep '12	128.8	130.7	75.7
Aug '12	120.3	123.0	68.2
Jul '12	125.1	124.8	73.9

Residential Heating Fuel Prices — Mayo

	Furnace Oil	Arctic Stove Oil	Propane (500-gallon tank cost)
22-Jul-15	119.0	117.5	79.3
8-Jul-15	119.0	117.9	79.3
24-Jun-15	119.0	117.6	79.3
10-Jun-15	119.0	118.9	85.6
27-May-15	118.7	117.4	85.6
13-May-15	119.0	117.4	85.6
29-Apr-15	119.0	121.1	85.6
15-Apr-15	119.0	121.1	84.5
1-Apr-15	119.0	119.3	84.5
18-Mar-15	119.0	121.1	84.5
4-Mar-15	118.7	118.9	84.5
18-Feb-15	119.0	117.8	84.5
4-Feb-15	119.0	117.8	84.5
21-Jan-15	116.3	114.1	87.7
7-Jan-15	118.8	119.3	87.7
23-Dec-14	126.8	127.8	87.7
10-Dec-14	132.6	141.8	90.5
26-Nov-14	140.3	140.3	92.9
12-Nov-14	140.3	140.3	92.9
29-Oct-14	140.3	140.3	90.8
15-Oct-14	142.4	142.4	90.8
1-Oct-14	144.5	144.5	85.6
17-Sep-14	149.7	149.7	85.6
3-Sep-14	149.7	149.7	84.5
20-Aug-14	149.7	149.7	84.5
6-Aug-14	149.7	149.7	84.5
23-Jul-14	149.7	149.7	77.7
9-Jul-14	149.7	149.7	92.9
Jun '14	149.7	149.7	88.5
May '14	149.7	149.7	90.3
Apr '14	149.7	149.7	89.9
Mar '14	149.7	149.7	102.9
Feb '14	148.7	148.7	114.5
Jan '14	146.6	146.6	91.5
Dec '13	146.6	146.6	86.2
Nov '13	143.4	146.6	80.7
Oct '13	139.2	142.4	82.2
Sep '13	139.2	142.4	76.8
Aug '13	139.2	142.4	76.1
Jul '13	141.3	144.5	75.7
Jun '13	143.4	146.6	80.7
May '13	144.1	147.3	82.8
Apr '13	145.5	148.7	85.6
Mar '13	147.6	150.8	85.3
Feb '13	144.5	147.7	85.0
Jan '13	141.3	144.5	82.5
Dec '12	141.3	144.5	76.8
Nov '12	142.9	146.1	78.5
Oct '12	144.5	147.6	76.3
Sep '12	141.9	145.0	79.6
Aug '12	132.9	136.1	77.7
Jul '12	138.2	141.3	73.9

Residential Heating Fuel Prices — Ross River

	Furnace Oil	Arctic Stove Oil	Propane (500-gallon tank cost)
22-Jul-15	110.9	114.0	79.3
8-Jul-15	110.9	114.0	79.3
24-Jun-15	110.9	114.0	79.3
10-Jun-15	110.9	114.0	85.6
27-May-15	n/a	n/a	85.6
13-May-15	110.3	113.4	85.6
29-Apr-15	110.3	113.4	85.6
15-Apr-15	110.3	113.4	84.5
1-Apr-15	110.3	113.4	84.5
18-Mar-15	110.3	113.4	84.5
4-Mar-15	n/a	n/a	84.5
18-Feb-15	110.3	113.4	84.5
4-Feb-15	110.3	113.4	84.5
21-Jan-15	113.4	116.6	87.7
7-Jan-15	116.6	119.7	87.7
23-Dec-14	123.9	127.1	87.7
10-Dec-14	127.1	130.2	95.0
26-Nov-14	128.1	131.3	92.9
12-Nov-14	128.1	131.3	92.9
29-Oct-14	128.1	131.3	90.8
15-Oct-14	130.2	133.4	90.8
1-Oct-14	132.3	135.5	85.6
17-Sep-14	137.6	140.7	85.6
3-Sep-14	137.6	140.7	84.5
20-Aug-14	137.6	140.7	84.5
6-Aug-14	137.6	140.7	84.5
23-Jul-14	137.6	140.7	77.7
9-Jul-14	137.6	140.7	92.9
Jun '14	137.6	140.7	88.5
May '14	137.6	140.7	90.3
Apr '14	137.6	140.7	89.9
Mar '14	137.6	140.7	102.9
Feb '14	136.6	139.7	114.5
Jan '14	134.4	137.6	91.5
Dec '13	134.4	137.6	86.2
Nov '13	134.4	137.6	80.7
Oct '13	130.2	133.4	82.2
Sep '13	130.2	133.4	76.8
Aug '13	130.2	133.4	76.1
Jul '13	132.3	135.5	75.7
Jun '13	134.4	137.6	80.7
May '13	135.1	138.3	82.8
Apr '13	136.5	139.7	85.6
Mar '13	138.6	141.8	85.3
Feb '13	135.5	138.7	85.0
Jan '13	132.3	135.5	82.5
Dec '12	132.3	135.5	76.8
Nov '12	133.9	137.1	78.5
Oct '12	135.5	138.6	76.3
Sep '12	132.9	136.0	79.6
Aug '12	123.9	127.1	77.7
Jul '12	129.2	132.3	73.9

Residential Heating Fuel Prices — Tagish & Teslin

	Tagish		
	Furnace Oil	Arctic Stove Oil	Propane (500-gallon tank cost)
22-Jul-15	108.3	114.5	-
8-Jul-15	108.3	114.8	-
24-Jun-15	108.3	114.6	-
10-Jun-15	108.3	115.9	-
27-May-15	n/a	118.4	-
13-May-15	108.3	116.0	-
29-Apr-15	108.3	111.4	-
15-Apr-15	108.3	118.7	-
1-Apr-15	108.3	116.3	-
18-Mar-15	108.3	118.7	-
4-Mar-15	n/a	119.9	-
18-Feb-15	108.3	115.3	-
4-Feb-15	108.3	111.8	-
21-Jan-15	-	112.3	-
7-Jan-15	-	136.5	-
23-Dec-14	-	136.5	-
10-Dec-14	-	136.5	-
26-Nov-14	-	142.8	-
12-Nov-14	-	142.8	-
29-Oct-14	-	142.8	-
15-Oct-14	-	149.1	-
1-Oct-14	-	149.1	-
17-Sep-14	-	149.1	-
3-Sep-14	-	149.1	-
20-Aug-14	-	149.1	-
6-Aug-14	-	149.1	-
23-Jul-14	-	149.1	-
9-Jul-14	-	149.1	-
Jun '14	-	149.1	-
May '14	-	149.1	-
Apr '14	-	149.1	-
Mar '14	-	147.6	-
Feb '14	-	146.0	-
Jan '14	-	143.9	-
Dec '13	-	140.2	-
Nov '13	-	136.5	-
Oct '13	-	136.5	-
Sep '13	-	136.5	-
Aug '13	-	136.5	-
Jul '13	-	136.5	-
Jun '13	-	136.5	-
May '13	-	136.5	-
Apr '13	-	136.5	-
Mar '13	-	136.5	-
Feb '13	-	136.5	-
Jan '13	-	136.5	-
Dec '12	-	136.5	-
Nov '12	-	134.4	-
Oct '12	-	134.4	-
Sep '12	-	134.4	-
Aug '12	-	129.2	-
Jul '12	-	136.5	-

	Teslin		
	Furnace Oil	Arctic Stove Oil	Propane (500-gallon tank cost)
22-Jul-15	109.0	110.1	79.3
8-Jul-15	109.0	110.6	79.3
24-Jun-15	109.0	110.3	79.3
10-Jun-15	109.0	112.2	85.6
27-May-15	n/a	112.9	85.6
13-May-15	109.0	109.8	85.6
29-Apr-15	109.0	112.1	85.6
15-Apr-15	109.0	112.1	84.5
1-Apr-15	109.0	111.7	84.5
18-Mar-15	109.0	112.1	84.5
4-Mar-15	n/a	113.6	84.5
18-Feb-15	109.0	110.3	84.5
4-Feb-15	109.0	110.3	84.5
21-Jan-15	112.2	112.2	87.7
7-Jan-15	115.4	118.5	87.7
23-Dec-14	122.7	125.9	87.7
10-Dec-14	125.9	129.0	95.0
26-Nov-14	126.9	130.1	92.9
12-Nov-14	126.9	130.1	92.9
29-Oct-14	126.9	130.1	90.8
15-Oct-14	129.0	132.2	90.8
1-Oct-14	131.1	134.3	85.6
17-Sep-14	136.4	139.5	85.6
3-Sep-14	136.4	139.5	84.5
20-Aug-14	136.4	139.5	84.5
6-Aug-14	136.4	139.5	84.5
23-Jul-14	136.4	139.5	77.7
9-Jul-14	136.4	139.5	92.9
Jun '14	136.4	139.5	88.5
May '14	136.4	139.4	90.3
Apr '14	136.4	139.4	89.9
Mar '14	136.4	139.4	102.9
Feb '14	135.4	138.4	114.5
Jan '14	133.2	136.3	91.5
Dec '13	133.2	136.3	86.2
Nov '13	133.0	136.1	80.7
Oct '13	128.6	131.8	82.2
Sep '13	128.1	131.3	76.8
Aug '13	126.6	129.7	76.1
Jul '13	130.7	133.9	75.7
Jun '13	133.1	136.3	79.2
May '13	131.7	134.9	81.0
Apr '13	132.1	135.3	81.4
Mar '13	137.3	140.5	80.4
Feb '13	132.4	135.6	76.9
Jan '13	129.8	132.7	71.9
Dec '12	129.8	132.7	69.2
Nov '12	132.6	135.8	71.5
Oct '12	134.2	135.4	72.9
Sep '12	131.6	134.7	75.7
Aug '12	121.1	124.3	68.2
Jul '12	125.1	128.2	73.9

Residential Heating Fuel Prices — Watson Lake

	Furnace Oil	Arctic Stove Oil	Propane (500-gallon tank cost)
22-Jul-15	107.3	111.9	79.3
8-Jul-15	107.9	112.6	79.3
24-Jun-15	109.6	113.7	79.3
10-Jun-15	108.9	114.3	85.6
27-May-15	112.2	117.6	85.6
13-May-15	111.1	114.2	85.6
29-Apr-15	109.7	113.4	85.6
15-Apr-15	107.9	111.4	84.5
1-Apr-15	108.7	114.3	84.5
18-Mar-15	112.0	114.8	84.5
4-Mar-15	125.2	124.4	84.5
18-Feb-15	117.9	119.1	84.5
4-Feb-15	116.6	118.2	84.5
21-Jan-15	113.8	116.6	87.7
7-Jan-15	117.6	120.4	87.7

23-Dec-14	125.0	127.7	87.7
10-Dec-14	130.1	132.9	95.0
26-Nov-14	134.1	136.9	92.9
12-Nov-14	139.7	142.5	92.9
29-Oct-14	133.7	136.5	90.8
15-Oct-14	134.7	137.5	90.8
1-Oct-14	134.4	137.2	85.6
17-Sep-14	137.9	140.7	85.6
3-Sep-14	138.4	141.2	84.5
20-Aug-14	137.8	140.6	84.5
6-Aug-14	138.8	141.5	84.5
23-Jul-14	137.8	140.6	77.7
9-Jul-14	137.8	140.6	92.9

	Furnace Oil	Arctic Stove Oil	Propane (500-gallon tank cost)
Jun '14	140.2	143.0	88.5
May '14	144.6	146.7	90.3
Apr '14	144.4	147.2	89.9
Mar '14	145.8	148.4	102.9
Feb '14	146.5	149.3	114.5
Jan '14	144.6	147.3	91.5

Dec '13	146.4	149.0	86.2
Nov '13	139.7	142.5	80.7
Oct '13	136.1	138.9	82.2
Sep '13	133.9	136.7	76.8
Aug '13	131.8	134.6	76.1
Jul '13	132.2	135.0	75.7
Jun '13	132.2	135.0	75.7
Jul '13	132.2	135.0	75.7
Jun '13	132.9	135.7	79.2
May '13	134.4	137.2	81.0
Apr '13	135.9	138.7	81.4
Mar '13	138.5	141.3	80.4
Feb '13	138.1	140.9	76.9
Jan '13	133.7	136.5	74.6

Dec '12	134.0	136.7	69.2
Nov '12	132.0	134.8	71.5
Oct '12	133.1	137.0	72.9
Sep '12	131.4	135.9	75.7
Aug '12	125.3	128.6	68.2
Jul '12	127.1	132.1	73.9

Information collected by Yukon Bureau of Statistics
for the Department of Energy, Mines and Resources.

Next release: August 20th, 2015



Additional information:
Government of Yukon
Executive Council Office
Bureau of Statistics (A-8C)
Box 2703, Whitehorse, Yukon Y1A 2C6
Telephone: (867) 667-5640; Fax: (867) 393-6203
Email: ybsinfo@gov.yk.ca
website: <http://www.eco.gov.yk.ca/stats/>