

1

Retail Motor Fuel Prices in the Yukon

Average prices as of July 30th, 2008

	Self-Serve		
	regular	premium	diesel
Whitehorse	144.4	150.2	152.6
Beaver Creek	155.9	169.0	166.9
Carcross	N/A	N/A	N/A
Carmacks	159.4	168.4	169.9
Dawson City	170.9	177.2	177.0
Destruction Bay	149.9	154.9	160.9
Haines Junction	153.9	162.2	160.2
Mayo	166.5	172.0	164.5
Pelly Crossing	159.9	-	174.9
Ross River	161.9	-	169.9
Tagish	147.4	154.8	155.9
Teslin	146.9	150.9	155.4
Watson Lake	152.4	157.9	153.9

	Full-Serve			
	regular	premium	diesel	propane
Whitehorse	144.8	150.6	155.2	107.3
Burwash Landing	158.9	-	165.9	-
Dawson City	-	-	-	126.9
Destruction Bay	-	-	-	110.0
Haines Junction	149.9	-	158.9	108.9
Mayo	169.9	-	183.3	129.3
Tagish	-	-	-	106.0
Teslin	-	-	-	110.0
Watson Lake	-	-	159.9	118.9

Note: All prices are Canadian cents per litre, including all applicable taxes.

“-” Indicates this service is not available in this community at this time.

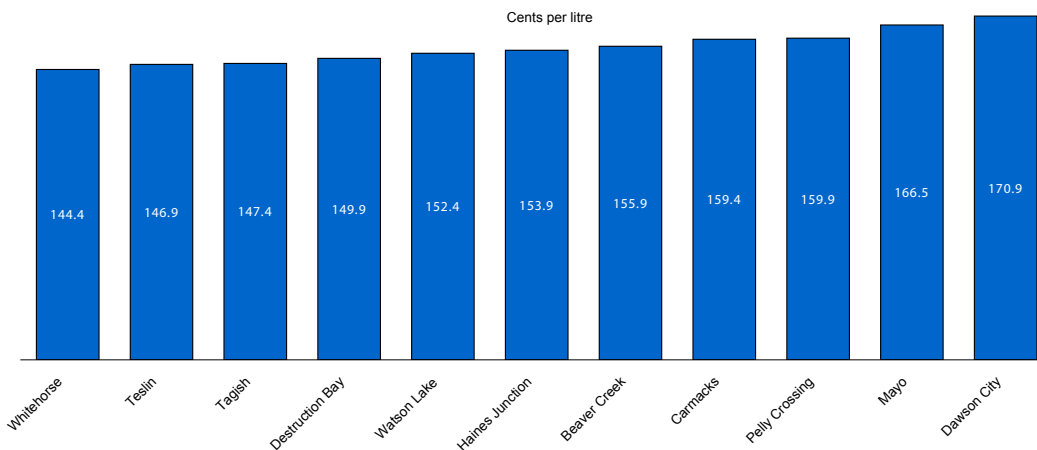
“N/A” indicates this information is not available for the reporting period.

Current average gasoline prices for regular self-serve in the Yukon range from 144.4¢ per litre in Whitehorse to 170.9¢ per litre in Dawson City. The price for premium self-serve ranges from 150.2¢ per litre in Whitehorse to 177.2¢ per litre in Dawson City. The lowest price for self-serve diesel is in Whitehorse—152.6¢ per litre.

For full-serve regular gasoline, the average price ranges from 144.8¢ per litre in Whitehorse to 169.9¢ per litre in Mayo. The price for full-serve diesel ranges from 155.2¢ per litre in Whitehorse to 183.3¢ per litre in Mayo. In Haines Junction full-serve regular gasoline and diesel were cheaper than self-serve.

Tagish has the lowest price for propane, at 106.0¢ per litre, while Mayo has the highest, at 129.3¢ per litre.

Average Retail Gasoline Prices Regular Self-Serve — July 30th, 2008



2

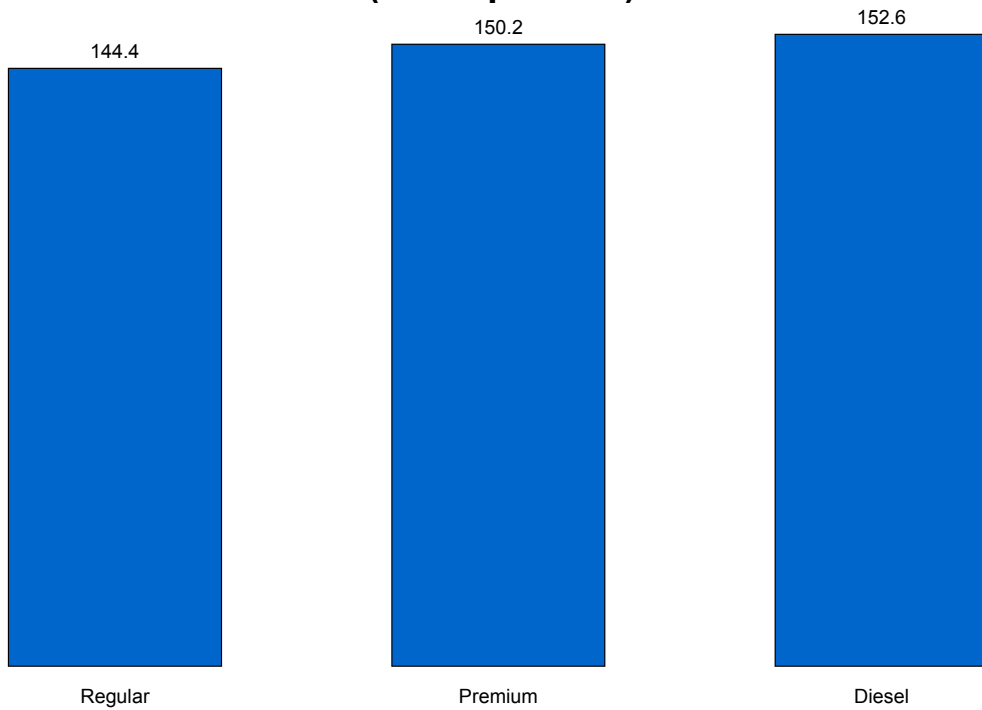
Retail Motor Fuel Prices — Whitehorse

	Self-Serve				Full-Serve				
	regular	mid-grade	premium	diesel	regular	mid-grade	premium	diesel	propane
30-Jul-08	144.4	-	150.2	152.6	144.8	-	150.6	155.2	107.3
16-Jul-08	146.1	-	151.4	154.7	146.4	-	152.6	157.6	106.3
2-Jul-08	144.9	-	151.0	150.6	145.8	-	151.9	151.2	104.9
18-Jun-08	144.3	-	150.3	148.7	145.1	-	151.2	150.6	105.2
4-Jun-08	141.0	-	146.3	146.8	140.8	-	146.9	146.9	100.9
21-May-08	137.2	-	142.8	141.9	137.8	-	144.9	142.2	101.9
7-May-08	136.3	-	142.1	140.8	137.8	-	144.9	142.2	101.6
22-Apr-08	126.6	-	132.8	135.4	126.4	-	132.6	137.6	94.9
9-Apr-08	120.6	-	126.9	132.0	120.8	-	128.9	136.6	92.6
26-Mar-08	120.2	-	126.2	129.5	120.8	-	128.9	130.6	92.6
12-Mar-08	120.2	-	125.8	123.6	120.1	-	128.2	125.2	92.6
27-Feb-08	115.6	-	121.7	120.0	117.1	-	124.9	122.6	92.6
13-Feb-08	115.6	-	121.6	119.1	117.8	-	125.6	121.9	92.6
30-Jan-08	115.6	-	121.6	119.1	117.8	-	125.6	121.9	92.6
16-Jan-08	115.8	-	121.4	119.4	117.4	-	125.6	118.6	92.6
2-Jan-08	115.8	-	121.2	120.3	117.4	-	125.6	121.9	90.2
19-Dec-07	115.8	-	121.9	120.1	117.8	-	128.9	123.2	90.2
5-Dec-07	116.5	-	122.2	119.6	117.8	-	128.9	123.2	90.2
21-Nov-07	115.6	-	122.0	116.9	117.1	-	127.9	115.6	87.9
7-Nov-07	115.6	-	122.3	109.1	117.1	-	127.9	114.6	82.6
24-Oct-07	115.6	-	122.3	109.4	117.1	-	127.9	114.6	82.6
10-Oct-07	117.1	-	122.7	108.7	121.1	-	129.9	111.9	89.9
26-Sep-07	119.9	-	123.7	109.0	122.4	-	127.9	111.9	82.6
12-Sep-07	119.8	-	124.3	109.1	122.4	-	127.9	111.9	81.9
29-Aug-07	119.8	-	124.7	108.9	121.8	-	127.2	111.9	80.9
15-Aug-07	119.8	-	124.9	108.7	121.8	-	127.9	111.9	80.9
1-Aug-07	119.9	-	125.1	109.0	121.8	-	127.9	111.9	80.9
18-Jul-07	119.9	-	124.9	108.7	121.8	-	127.9	111.9	80.9
4-Jul-07	119.7	-	124.9	108.2	121.8	-	123.9	111.9	80.9
June '07	120.1	-	124.9	107.7	121.8	-	128.6	111.9	80.9
May '07	115.3	-	120.2	108.2	116.5	-	124.1	112.8	80.9
April '07	104.6	-	109.9	104.5	105.5	-	116.1	109.2	80.0
March '07	104.7	-	110.6	106.3	104.8	-	114.7	108.8	79.9
February '07	97.4	-	102.8	103.1	97.8	-	110.1	102.9	79.2
January '07	99.1	-	105.1	106.3	98.9	-	108.6	102.9	78.9
December '06	97.8	-	104.5	101.0	97.7	-	109.8	103.6	71.9
November '06	97.8	-	104.5	101.0	97.7	-	109.8	103.6	71.9
October '06	99.1	-	105.9	99.9	100.1	-	114.0	104.3	76.5
September '06	110.5	117.2	116.7	110.4	111.6	118.9	124.2	117.6	83.2
August '06	119.7	124.1	125.7	114.0	121.8	124.4	130.1	117.2	84.6
July '06	116.0	120.8	122.8	110.7	119.4	122.9	127.5	112.6	83.4
June '06	113.6	119.9	121.8	109.7	118.2	122.9	127.5	110.3	82.9
May '06	114.4	118.6	122.1	108.7	118.2	122.9	127.5	110.6	82.9
April '06	117.1	123.2	123.0	108.5	119.8	123.2	127.5	114.2	81.2
March '06	101.6	106.3	109.2	101.8	102.6	107.2	111.9	102.3	80.2
February '06	105.6	109.9	111.9	105.1	105.8	109.4	114.1	112.1	82.1
January '06	105.7	110.0	112.0	108.1	105.8	109.4	114.1	113.9	83.2

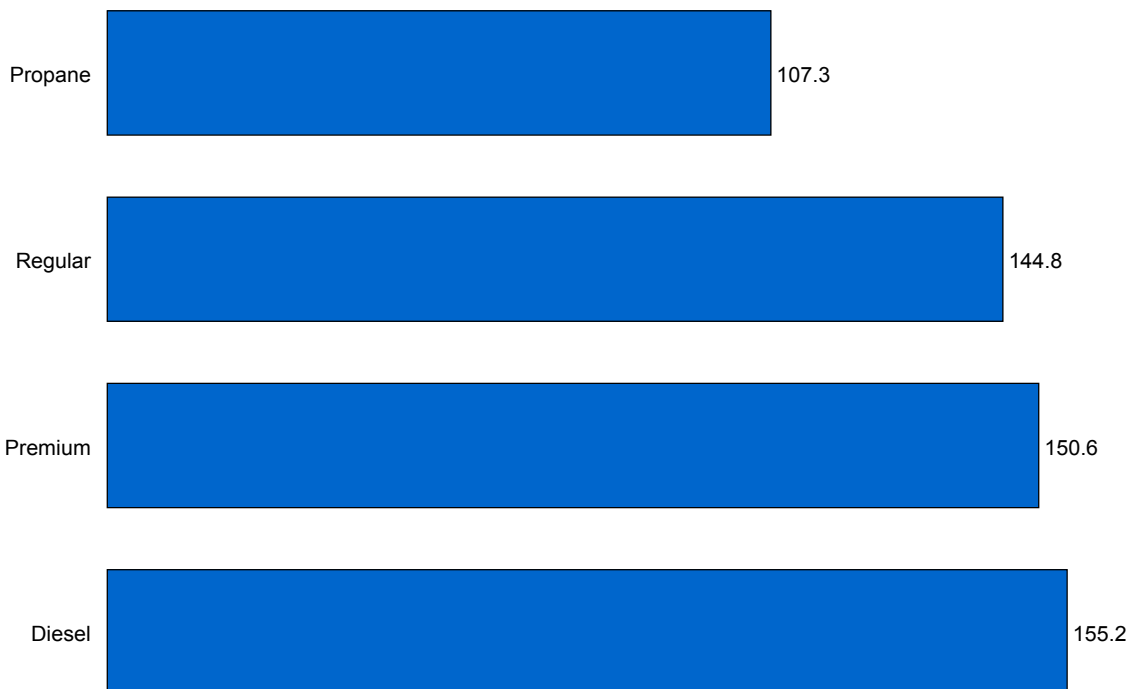
2

Retail Motor Fuel Prices — Whitehorse

**Average Self-Serve, as of July 30th, 2008
(cents per litre)**



**Average Full-Serve, as of July 30th, 2008
(cents per litre)**



3

Retail Motor Fuel Prices — Carmacks

	Self-Serve			Full-Serve
	regular	premium	diesel	propane
30-Jul-08	159.4	168.4	169.9	-
16-Jul-08	158.9	168.9	169.9	-
2-Jul-08	153.9	161.4	158.9	-
18-Jun-08	153.9	160.4	161.9	-
4-Jun-08	149.9	156.9	159.9	-
21-May-08	145.9	153.5	149.9	-
7-May-08	139.9	146.9	147.9	-
22-Apr-08	129.9	137.4	142.4	-
9-Apr-08	129.9	137.4	142.4	-
26-Mar-08	129.9	139.4	142.4	115.0
12-Mar-08	129.9	139.4	142.4	115.0
27-Feb-08	125.9	134.9	137.9	102.0
13-Feb-08	125.9	134.9	137.9	102.0
30-Jan-08	125.9	134.9	137.9	97.0
16-Jan-08	125.9	134.9	137.9	97.0
2-Jan-08	125.9	134.9	137.9	97.0
19-Dec-07	125.9	134.9	137.9	98.0
5-Dec-07	125.9	134.9	133.9	98.0
21-Nov-07	125.9	133.4	132.9	90.0
7-Nov-07	119.9	129.9	124.4	97.0
24-Oct-07	125.9	135.4	124.4	97.0
10-Oct-07	125.9	135.4	121.4	97.0
26-Sep-07	125.9	135.4	121.4	97.0
12-Sep-07	125.9	135.4	121.4	97.0
29-Aug-07	125.9	135.4	121.4	97.0
15-Aug-07	125.4	135.4	121.4	97.0
1-Aug-07	125.4	135.4	121.4	97.0
18-Jul-07	125.4	135.4	121.4	97.0
4-Jul-07	125.4	135.4	119.9	96.0
June '07	129.9	138.9	121.4	96.0
May '07	129.9	137.2	121.4	92.0
April '07	119.9	126.4	119.9	91.5
March '07	115.4	122.7	112.7	93.5
February '07	106.9	116.4	111.9	94.0
January '07	115.9	132.4	111.4	94.0
December '06	109.9	128.9	111.4	94.0
November '06	109.9	119.9	110.2	94.0
October '06	109.9	119.9	107.7	94.0
September '06	115.9	124.7	118.9	93.5
August '06	127.6	136.4	126.4	93.0
July '06	127.9	135.9	121.2	93.0
June '06	129.9	138.9	123.9	94.0
May '06	129.9	138.2	123.9	93.5
April '06	122.4	132.2	115.9	93.0
March '06	107.1	115.2	111.4	93.0
February '06	108.9	117.9	114.7	93.0
January '06	108.9	117.9	115.9	93.0

4

Retail Motor Fuel Prices — Dawson City

	Self-Serve			Full-Serve		
	regular	premium	diesel	regular	diesel	propane
30-Jul-08	170.9	177.2	177.0	-	-	126.9
16-Jul-08	170.9	174.5	177.0	-	-	126.0
2-Jul-08	167.7	174.2	173.0	-	-	126.0
18-Jun-08	165.9	172.5	172.0	-	-	121.0
4-Jun-08	163.1	168.7	170.7	-	-	121.0
21-May-08	161.3	165.7	166.2	-	-	121.0
7-May-08	159.7	163.6	161.2	-	-	121.0
22-Apr-08	152.2	155.8	158.6	-	-	121.0
9-Apr-08	145.2	149.0	151.0	-	-	113.0
26-Mar-08	145.7	148.0	147.0	-	-	99.9
12-Mar-08	140.8	148.1	139.2	-	-	99.9
27-Feb-08	140.1	146.7	138.2	-	-	99.9
13-Feb-08	140.1	146.7	138.2	-	-	99.9
30-Jan-08	139.7	146.7	138.3	-	-	99.9
16-Jan-08	139.7	146.7	138.3	-	-	99.9
2-Jan-08	139.4	147.2	139.0	-	-	99.9
19-Dec-07	138.4	147.2	139.0	-	-	99.9
5-Dec-07	138.2	146.0	136.3	-	-	99.9
21-Nov-07	139.7	147.3	137.2	-	-	99.9
7-Nov-07	139.7	147.3	135.0	-	-	99.9
24-Oct-07	139.7	147.3	135.0	-	-	99.9
10-Oct-07	139.7	147.3	135.0	-	-	99.9
26-Sep-07	140.4	147.5	134.1	-	-	99.9
12-Sep-07	140.4	147.5	134.1	-	-	99.9
29-Aug-07	140.4	147.5	134.1	-	-	99.9
15-Aug-07	140.4	147.5	134.1	-	-	99.9
1-Aug-07	141.7	147.5	135.4	-	-	99.9
18-Jul-07	141.7	147.5	135.4	-	-	97.9
4-Jul-07	140.5	147.5	133.8	-	-	97.9
June '07	142.1	147.2	133.9	-	-	97.9
May '07	140.1	146.9	134.2	-	-	97.9
April '07	132.6	140.1	131.1	-	-	97.9
March '07	125.1	132.8	130.5	-	-	97.9
February '07	121.9	129.1	129.1	-	-	97.9
January '07	122.0	127.9	126.8	-	-	97.9
December '06	119.3	123.6	120.1	-	-	97.9
November '06	119.8	124.3	120.8	-	-	98.2
October '06	122.5	127.3	122.8	-	-	98.5
September '06	130.3	135.1	129.1	-	-	98.5
August '06	136.5	142.2	130.8	-	-	98.5
July '06	134.4	139.8	129.2	-	-	98.2
June '06	133.7	139.1	129.0	131.5	130.0	96.8
May '06	133.5	139.2	130.3	129.0	126.0	95.0
April '06	133.6	139.6	128.8	125.0	123.0	94.0
March '06	121.9	128.4	125.6	119.0	120.0	86.5
February '06	123.2	129.2	126.2	117.0	126.5	86.5
January '06	123.2	129.1	126.0	110.0	125.0	86.5

5

Retail Motor Fuel Prices — Haines Junction

	Self-Serve			Full-Serve		
	regular	premium	diesel	regular	diesel	propane
30-Jul-08	153.9	162.2	160.2	149.9	158.9	108.9
16-Jul-08	155.2	163.9	160.7	149.9	158.9	108.9
2-Jul-08	153.2	162.9	159.0	146.9	156.9	108.9
18-Jun-08	153.0	162.6	158.0	146.9	154.9	108.9
4-Jun-08	145.9	155.2	153.9	140.9	151.9	105.9
21-May-08	145.9	155.2	149.4	140.9	151.9	105.9
7-May-08	145.7	154.9	149.2	140.9	151.9	105.9
22-Apr-08	133.7	143.2	143.2	130.9	135.9	105.9
9-Apr-08	125.3	133.7	137.6	122.9	131.9	105.9
26-Mar-08	124.0	132.5	127.3	117.9	120.9	92.9
12-Mar-08	124.0	132.5	123.6	117.9	120.9	92.9
27-Feb-08	117.5	122.9	121.5	117.9	120.9	92.9
13-Feb-08	117.9	122.9	120.9	117.9	120.9	92.9
30-Jan-08	117.5	122.9	121.5	117.9	120.9	92.9
16-Jan-08	117.5	122.9	121.5	117.9	120.9	92.9
2-Jan-08	117.5	122.9	121.5	117.9	120.9	92.9
19-Dec-07	121.3	130.4	122.9	117.9	116.9	92.9
5-Dec-07	121.3	130.4	122.9	117.9	116.9	92.9
21-Nov-07	123.4	130.4	119.4	117.9	116.9	83.9
7-Nov-07	121.3	130.4	119.3	117.9	116.9	83.9
24-Oct-07	120.9	130.2	119.3	117.9	116.9	83.9
10-Oct-07	124.3	132.9	119.3	122.9	116.9	83.9
26-Sep-07	124.3	132.9	119.3	122.9	116.9	83.9
12-Sep-07	125.7	134.6	119.4	122.9	116.9	83.9
29-Aug-07	125.7	134.6	119.4	122.9	116.9	83.9
15-Aug-07	125.7	134.6	119.4	122.9	116.9	83.9
1-Aug-07	125.7	134.6	119.4	122.9	116.9	83.9
18-Jul-07	125.7	134.6	119.4	122.9	116.9	83.9
4-Jul-07	125.7	134.6	119.4	122.9	116.9	83.9
June '07	125.7	134.6	119.4	122.9	116.9	79.5
May '07	124.2	133.6	118.8	119.9	116.9	79.5
April '07	119.3	128.8	117.9	114.4	115.4	79.5
March '07	108.2	115.9	109.3	108.9	110.4	79.5
February '07	106.7	114.4	108.6	105.9	115.9	79.5
January '07	106.4	114.2	111.3	105.9	115.9	79.5
December '06	106.0	113.9	107.0	105.9	105.9	79.5
November '06	106.0	113.9	106.0	105.9	105.9	79.5
October '06	106.9	114.9	107.9	105.9	105.9	79.5
September '06	116.9	124.1	117.9	114.9	114.9	79.5
August '06	125.5	133.2	118.2	125.2	116.6	79.5
July '06	121.2	128.3	115.0	119.9	114.4	79.5
June '06	120.4	127.4	114.3	117.9	112.9	79.5
May '06	118.7	128.9	115.4	118.9	112.9	79.5
April '06	120.7	127.7	115.7	116.9	111.4	79.5
March '06	107.9	115.4	111.9	105.9	105.9	79.5
February '06	110.4	116.9	110.4	110.9	109.4	79.5
January '06	110.9	116.9	110.9	110.9	107.9	79.5

6

Retail Motor Fuel Prices — Mayo

	Self-Serve			Full-Serve			
	regular	premium	diesel	regular	premium	diesel	propane
30-Jul-08	166.5	172.0	164.5	169.9	-	183.3	129.3
16-Jul-08	166.5	172.0	164.5	169.9	-	169.9	129.9
2-Jul-08	162.5	172.0	160.5	167.9	-	157.9	102.9
18-Jun-08	162.5	172.0	160.5	163.9	-	159.9	99.2
4-Jun-08	153.5	165.0	155.0	159.9	-	159.9	129.1
21-May-08	153.5	165.0	155.0	159.9	-	159.9	99.2
7-May-08	153.5	165.0	146.0	149.9	-	159.9	99.2
22-Apr-08	147.5	153.0	143.5	149.9	-	159.9	99.2
9-Apr-08	139.5	147.0	136.5	149.9	-	159.9	99.2
26-Mar-08	139.5	147.0	136.5	139.9	-	138.5	99.2
12-Mar-08	137.5	140.9	129.0	139.9	-	138.5	99.2
27-Feb-08	136.9	140.9	128.9	139.9	-	138.5	99.2
13-Feb-08	136.9	140.9	128.9	139.9	-	138.5	99.2
30-Jan-08	136.9	140.9	128.9	139.9	-	138.5	99.2
16-Jan-08	136.9	140.9	128.9	139.9	-	138.5	99.2
2-Jan-08	136.9	140.9	128.9	139.9	-	138.5	99.2
19-Dec-07	136.9	140.9	128.9	139.9	-	138.5	92.9
5-Dec-07	136.9	140.9	128.9	139.9	-	122.9	99.2
21-Nov-07	136.9	140.9	128.9	139.9	-	122.9	99.2
7-Nov-07	136.9	140.9	128.9	139.9	-	129.0	99.2
24-Oct-07	136.9	140.9	128.9	139.9	-	122.9	99.2
10-Oct-07	136.9	140.9	128.9	139.9	-	122.9	99.2
26-Sep-07	136.9	140.9	128.9	138.0	-	125.5	99.2
12-Sep-07	136.9	140.9	128.9	138.0	-	125.5	99.2
29-Aug-07	136.9	140.9	128.9	138.0	-	125.5	99.2
15-Aug-07	136.9	140.9	128.9	138.0	-	125.5	99.2
1-Aug-07	136.9	140.9	128.9	138.0	-	125.5	99.2
18-Jul-07	136.9	140.9	128.9	134.9	-	123.4	99.2
4-Jul-07	136.9	140.9	128.9	134.9	-	123.4	99.2
June '07	136.9	140.9	128.9	137.4	-	123.2	99.2
May '07	132.9	132.9	124.9	128.2	-	125.2	92.3
April '07	128.9	132.9	120.9	118.8	-	122.9	92.3
March '07	120.9	132.9	120.9	117.4	-	122.9	92.3
February '07	120.9	132.9	120.9	113.9	-	122.9	92.3
January '07	120.9	132.9	127.9	115.1	-	121.2	92.3
December '06	112.9	132.9	115.9	114.9	-	120.4	92.3
November '06	112.9	132.9	115.9	115.9	-	120.4	92.3
October '06	117.9	132.9	121.9	117.9	-	122.9	92.3
September '06	125.9	132.9	127.9	134.9	-	128.9	92.3
August '06	128.2	132.9	128.2	134.1	-	128.6	92.8
July '06	124.9	132.9	124.9	128.4	-	127.4	93.2
June '06	124.9	132.9	124.9	124.4	-	127.4	93.2
May '06	124.9	132.9	124.9	124.4	-	127.4	92.3
April '06	119.9	132.9	123.4	119.9	-	127.4	92.3
March '06	112.2	132.9	121.9	115.4	-	127.4	92.3
February '06	110.9	132.9	121.9	115.4	-	127.4	92.3
January '06	116.9	132.9	125.9	115.4	-	127.4	92.3

7

Retail Motor Fuel Prices — Teslin

	Self-Serve				Full-Serve
	regular	mid-grade	premium	diesel	propane
30-Jul-08	146.9	-	150.9	155.4	110.0
16-Jul-08	147.9	-	150.9	155.9	115.0
2-Jul-08	145.9	-	148.9	152.4	115.0
18-Jun-08	145.9	-	149.9	152.4	115.0
4-Jun-08	139.4	-	142.9	148.9	110.0
21-May-08	138.9	-	142.9	144.4	110.0
7-May-08	137.4	-	139.9	142.4	100.0
22-Apr-08	127.9	-	130.9	137.4	100.0
9-Apr-08	122.9	-	124.9	134.4	100.0
26-Mar-08	120.9	-	126.9	129.4	90.0
12-Mar-08	118.9	-	122.9	124.9	90.0
27-Feb-08	115.9	-	121.9	120.9	90.0
13-Feb-08	115.9	-	121.9	120.9	90.0
30-Jan-08	115.9	-	121.9	120.9	90.0
16-Jan-08	115.9	-	121.9	120.9	90.0
2-Jan-08	115.9	-	121.9	120.9	90.0
19-Dec-07	115.9	-	121.9	120.9	90.0
5-Dec-07	115.9	-	121.9	120.9	90.0
21-Nov-07	115.8	-	121.9	117.5	N/A
7-Nov-07	117.5	-	N/A	110.9	90.0
24-Oct-07	119.0	-	123.9	108.0	90.0
10-Oct-07	118.5	-	123.9	108.5	90.0
26-Sep-07	121.9	-	126.9	112.4	90.0
12-Sep-07	121.9	-	126.9	112.4	90.0
29-Aug-07	121.9	-	126.9	111.4	90.0
15-Aug-07	121.9	-	126.9	111.4	90.0
1-Aug-07	121.9	-	126.9	111.4	90.0
18-Jul-07	121.9	-	126.9	111.4	90.0
4-Jul-07	121.9	-	126.9	111.4	90.0
June '07	121.4	-	125.9	111.4	90.0
May '07	116.7	-	119.9	109.9	90.0
April '07	109.4	-	113.9	107.9	90.0
March '07	100.9	-	103.9	104.8	90.0
February '07	98.9	-	103.9	106.4	90.0
January '07	101.1	-	105.9	109.6	90.0
December '06	97.7	-	102.9	101.4	90.0
November '06	96.9	-	102.9	101.4	90.0
October '06	103.2	-	107.4	104.2	90.5
September '06	113.3	117.0	117.5	114.5	90.0
August '06	120.8	123.6	126.6	115.4	90.0
July '06	116.7	118.4	121.4	109.4	90.0
June '06	112.9	115.9	118.9	108.7	90.0
May '06	112.9	115.9	118.9	106.4	89.0
April '06	119.0	121.5	123.5	104.2	84.9
March '06	101.9	104.9	106.9	106.4	95.9
February '06	105.9	107.9	109.9	111.7	95.4
January '06	105.9	107.9	109.9	112.9	91.4

8

Retail Motor Fuel Prices — Watson Lake

	Self-Serve			Full-Serve		
	regular	premium	diesel	regular	diesel	propane
30-Jul-08	152.4	157.9	153.9	-	159.9	118.9
16-Jul-08	152.9	163.5	159.4	-	159.9	118.6
2-Jul-08	151.4	157.9	156.4	-	159.9	118.9
18-Jun-08	151.4	157.9	158.4	-	159.9	118.6
4-Jun-08	143.4	150.9	151.9	-	149.9	118.0
21-May-08	142.4	149.9	150.9	-	143.9	118.0
7-May-08	142.9	149.9	147.9	-	143.9	107.9
22-Apr-08	138.9	146.9	145.9	-	139.9	110.0
9-Apr-08	135.9	143.9	140.9	-	139.9	105.5
26-Mar-08	130.9	138.9	140.9	-	133.9	99.5
12-Mar-08	129.9	138.9	134.9	-	120.9	89.9
27-Feb-08	128.9	137.9	131.9	-	120.9	89.9
13-Feb-08	126.9	133.9	129.9	-	120.9	89.9
30-Jan-08	126.9	139.9	129.9	-	120.9	89.9
16-Jan-08	126.9	137.9	129.9	-	120.9	89.9
2-Jan-08	126.9	137.9	135.9	-	120.9	89.9
19-Dec-07	125.9	134.4	131.9	-	120.9	89.9
5-Dec-07	124.9	135.9	133.9	-	120.9	89.9
21-Nov-07	122.4	132.4	120.9	-	120.9	89.9
7-Nov-07	119.9	132.4	118.4	-	120.9	89.9
24-Oct-07	120.9	133.6	115.2	-	120.9	89.9
10-Oct-07	121.9	133.2	116.6	-	120.9	89.9
26-Sep-07	120.9	133.2	117.6	-	120.9	89.9
12-Sep-07	120.9	133.2	116.2	-	120.9	89.9
29-Aug-07	124.9	133.2	116.2	-	120.9	89.9
15-Aug-07	123.9	132.9	115.9	-	120.9	89.9
1-Aug-07	123.4	131.9	115.2	-	120.9	89.9
18-Jul-07	123.9	132.4	115.2	-	120.9	89.9
4-Jul-07	123.4	131.7	115.2	-	120.9	89.9
June '07	125.7	133.4	115.7	-	120.9	89.9
May '07	123.3	129.3	115.6	-	120.9	89.9
April '07	114.6	121.3	114.9	119.9	120.9	89.9
March '07	109.9	117.2	110.6	116.9	113.9	89.9
February '07	109.9	117.6	111.5	116.9	113.9	89.9
January '07	109.9	118.6	113.1	116.9	117.9	89.9
December '06	109.9	118.4	106.6	116.9	117.9	89.9
November '06	109.9	118.7	106.9	116.9	117.9	89.9
October '06	113.4	121.9	110.4	116.9	117.9	89.9
September '06	123.4	129.2	118.4	128.9	121.9	89.9
August '06	125.7	131.8	119.4	128.9	121.9	89.9
July '06	123.5	128.8	117.4	128.9	119.9	89.9
June '06	119.9	125.7	114.3	120.9	117.9	89.9
May '06	119.9	125.7	113.9	120.9	117.9	89.9
April '06	117.3	124.1	115.3	118.9	117.9	89.9
March '06	109.6	118.2	113.2	112.9	117.9	89.9
February '06	109.6	118.2	115.6	112.9	117.9	89.9
January '06	109.6	118.2	115.6	112.9	117.9	89.9

9

Retail Motor Fuel Prices — Other Yukon Communities

	Beaver Creek self-serve		
	regular	premium	diesel
30-Jul-08	155.9	169.0	166.9
16-Jul-08	160.9	165.9	168.9
2-Jul-08	157.9	162.9	166.9
18-Jun-08	155.9	161.9	162.9
4-Jun-08	150.9	155.9	162.9
21-May-08	150.9	155.9	156.9
7-May-08	150.9	155.9	156.9
22-Apr-08	138.9	143.9	146.9
9-Apr-08	132.9	137.9	140.9
26-Mar-08	133.9	138.9	142.9
12-Mar-08	133.9	138.9	126.9
27-Feb-08	128.9	133.9	126.9
13-Feb-08	128.9	133.9	126.9
30-Jan-08	128.9	133.9	126.9
16-Jan-08	128.9	133.9	126.9
2-Jan-08	N/A	N/A	N/A
19-Dec-07	128.9	133.9	126.9
5-Dec-07	128.9	133.9	126.9
21-Nov-07	128.9	133.9	122.9
7-Nov-07	128.9	133.9	122.9
24-Oct-07	128.9	133.9	122.9
10-Oct-07	128.9	133.9	122.9
26-Sep-07	128.9	133.9	122.9
12-Sep-07	131.3	133.9	124.4
29-Aug-07	131.3	133.9	124.4
15-Aug-07	131.3	133.9	124.4
1-Aug-07	131.3	133.9	124.4
18-Jul-07	131.3	133.9	122.9
4-Jul-07	131.3	133.9	122.9
June '07	130.8	133.9	124.0
May '07	129.5	132.4	124.0
Apr '07	126.9	128.4	124.4
Mar '07	124.6	120.9	121.2
Feb '07	123.3	120.9	120.4
Jan '07	123.3	120.9	123.9
Dec '06	120.3	120.9	121.1
Nov '06	120.3	120.9	120.3
Oct '06	122.3	120.9	120.4
Sept '06	127.3	126.9	123.4
Aug '06	130.4	137.6	123.8
July '06	126.7	133.4	122.9
June '06	125.9	131.9	122.4
May '06	124.2	126.0	121.7
Apr '06	124.4	131.0	119.9
Mar '06	118.0	119.2	118.0
Feb '06	124.5	120.9	125.0
Jan '06	124.8	120.9	123.5

	Burwash Landing full-serve	
	regular	diesel
30-Jul-08	158.9	165.9
16-Jul-08	158.9	165.9
2-Jul-08	158.9	165.9
18-Jun-08	153.9	165.9
4-Jun-08	153.9	165.9
21-May-08	143.9	150.9
7-May-08	143.9	150.9
22-Apr-08	N/A	N/A
9-Apr-08	N/A	N/A
26-Mar-08	N/A	N/A
12-Mar-08	N/A	N/A
27-Feb-08	N/A	N/A
13-Feb-08	N/A	N/A
30-Jan-08	N/A	N/A
16-Jan-08	N/A	N/A
2-Jan-08	129.9	129.9
19-Dec-07	N/A	N/A
5-Dec-07	129.0	127.0
21-Nov-07	N/A	N/A
7-Nov-07	N/A	N/A
24-Oct-07	N/A	N/A
10-Oct-07	129.9	127.9
26-Sep-07	129.9	127.9
12-Sep-07	129.9	126.9
29-Aug-07	129.9	126.9
15-Aug-07	129.9	126.9
1-Aug-07	129.9	126.9
18-Jul-07	128.9	126.9
4-Jul-07	126.9	126.9
June '07	126.9	126.9
May '07	121.9	121.9
Apr '07	N/A	N/A
Mar '07	N/A	N/A
Feb '07	106.9	109.9
Jan '07	106.9	109.9
Dec '06	106.9	109.9
Nov '06	106.9	109.9
Oct '06	109.5	111.9
Sept '06	120.5	117.5
Aug '06	129.9	119.9
July '06	N/A	N/A
June '06	122.5	N/A
May '06	N/A	N/A
Apr '06	N/A	N/A
Mar '06	N/A	N/A
Feb '06	N/A	N/A
Jan '06	N/A	N/A

9

Retail Motor Fuel Prices — Other Yukon Communities

	Carcross self-serve		
	regular	premium	diesel
30-Jul-08	N/A	N/A	N/A
16-Jul-08	149.9	154.9	159.9
2-Jul-08	149.9	154.9	159.9
18-Jun-08	149.9	154.9	159.9
4-Jun-08	149.9	159.9	159.9
21-May-08	149.9	157.9	157.9
7-May-08	144.9	149.9	149.9
22-Apr-08	134.9	139.9	144.9
9-Apr-08	129.9	138.9	142.9
26-Mar-08	125.9	132.9	141.9
12-Mar-08	123.0	129.9	126.0
27-Feb-08	119.9	129.9	121.9
13-Feb-08	119.9	129.9	121.9
30-Jan-08	119.9	124.9	121.9
16-Jan-08	119.9	124.9	121.9
2-Jan-08	119.9	124.9	121.9
19-Dec-07	119.9	129.9	121.9
5-Dec-07	119.9	124.9	119.9
21-Nov-07	115.0	124.9	117.9
7-Nov-07	115.0	124.9	117.9
24-Oct-07	119.0	124.9	117.9
10-Oct-07	123.5	129.9	114.9
26-Sep-07	123.5	129.9	114.9
12-Sep-07	124.9	129.9	114.9
29-Aug-07	124.9	129.9	114.9
15-Aug-07	124.9	129.9	114.9
1-Aug-07	124.9	129.9	114.9
18-Jul-07	129.9	136.9	121.9
4-Jul-07	129.9	136.9	121.9
June '07	129.9	136.9	121.9
May '07	124.9	134.9	121.9
Apr '07	115.9	125.9	121.9
Mar '07	110.9	120.9	118.4
Feb '07	105.9	115.9	114.9
Jan '07	105.6	125.2	114.9
Dec '06	99.7	129.9	110.9
Nov '06	99.5	129.9	110.9
Oct '06	113.9	129.9	121.9
Sept '06	119.9	129.9	124.9
August '06	123.2	133.6	123.2
July '06	121.9	129.9	119.9
June '06	120.9	129.9	119.9
May '06	120.9	129.9	119.9
Apr '06	119.9	127.9	116.4
Mar '06	104.9	114.6	114.4
Feb '06	106.9	117.9	117.9
Jan '06	108.9	119.9	121.9

	Destruction Bay self-serve			full-serve
	regular	premium	diesel	propane
30-Jul-08	149.9	154.9	160.9	110.0
16-Jul-08	141.9	156.9	162.9	110.0
2-Jul-08	151.9	156.9	160.9	106.9
18-Jun-08	151.9	156.9	156.9	106.9
4-Jun-08	144.9	149.9	156.9	106.9
21-May-08	144.9	149.0	150.9	106.9
7-May-08	149.0	149.0	150.0	106.9
22-Apr-08	132.9	141.9	140.9	106.9
9-Apr-08	129.9	135.9	138.9	106.9
26-Mar-08	130.9	135.9	139.9	106.9
12-Mar-08	130.9	135.9	123.9	106.9
27-Feb-08	125.9	130.9	123.9	106.9
13-Feb-08	125.9	130.9	123.9	106.9
30-Jan-08	125.9	130.9	123.9	106.9
16-Jan-08	125.9	130.9	123.9	106.9
2-Jan-08	125.9	130.9	123.9	106.9
19-Dec-07	125.9	130.9	123.9	106.9
5-Dec-07	125.9	130.9	123.9	106.9
21-Nov-07	125.9	130.9	119.9	106.9
7-Nov-07	125.9	130.9	119.9	106.9
24-Oct-07	125.9	130.9	119.9	106.9
10-Oct-07	125.9	130.9	119.9	106.9
26-Sep-07	125.9	130.9	119.9	106.9
12-Sep-07	125.9	130.9	119.9	106.9
29-Aug-07	125.9	130.9	119.9	106.9
15-Aug-07	125.9	130.9	119.9	106.9
1-Aug-07	125.9	130.9	119.9	106.9
18-Jul-07	125.9	130.9	119.9	106.9
4-Jul-07	125.9	130.9	119.9	106.9
June '07	125.9	130.9	119.9	106.9
May '07	122.9	130.4	119.9	108.4
Apr '07	117.4	126.4	119.9	109.9
Mar '07	112.4	121.4	113.4	108.4
Feb '07	109.9	119.9	111.9	106.9
Jan '07	109.9	117.9	118.9	106.9
Dec '06	109.9	117.9	111.4	106.9
Nov '06	109.9	117.9	109.9	101.0
Oct '06	110.9	117.9	110.8	98.9
Sept '06	117.9	123.9	117.9	98.9
August '06	127.6	133.9	118.9	98.9
July '06	122.9	128.9	116.9	98.9
June '06	122.9	128.9	112.9	94.4
May '06	122.9	128.9	112.9	94.4
Apr '06	122.9	128.9	112.9	89.9
Mar '06	108.9	119.9	108.9	89.9
Feb '06	112.9	118.9	113.9	89.9
Jan '06	112.9	118.9	113.9	89.9

9

Retail Motor Fuel Prices — Other Yukon Communities

	Pelly Crossing		Ross River		Tagish self-serve				full-serve	
	regular	diesel	regular	diesel	regular	premium	diesel	propane		
30-Jul-08	159.9	174.9	30-Jul-08	161.9	169.9	30-Jul-08	147.4	154.8	155.9	106.0
16-Jul-08	159.9	169.9	16-Jul-08	161.9	169.9	16-Jul-08	148.4	154.8	155.9	106.0
2-Jul-08	159.9	169.9	2-Jul-08	161.9	169.9	2-Jul-08	148.4	154.8	155.9	106.0
18-Jun-08	154.9	169.9	18-Jun-08	N/A	N/A	18-Jun-08	148.4	154.8	155.9	106.0
4-Jun-08	149.9	159.9	4-Jun-08	147.9	156.9	4-Jun-08	142.9	146.8	148.9	106.0
21-May-08	149.9	159.9	21-May-08	147.9	156.9	21-May-08	140.9	142.8	145.9	106.0
7-May-08	139.9	149.9	7-May-08	147.9	156.9	7-May-08	139.9	139.8	145.9	106.0
22-Apr-08	139.9	149.9	22-Apr-08	142.9	151.9	22-Apr-08	129.8	133.8	139.8	106.0
9-Apr-08	139.9	149.9	9-Apr-08	135.9	151.9	9-Apr-08	122.9	130.8	132.9	96.0
26-Mar-08	129.9	139.9	26-Mar-08	135.9	151.9	26-Mar-08	122.9	127.8	127.4	96.0
12-Mar-08	129.9	139.9	12-Mar-08	135.9	151.9	12-Mar-08	122.9	127.8	127.4	96.0
27-Feb-08	129.9	139.9	27-Feb-08	128.9	132.9	27-Feb-08	120.4	127.8	122.4	96.0
13-Feb-08	129.9	139.9	13-Feb-08	128.9	132.9	13-Feb-08	120.4	127.8	122.4	96.0
30-Jan-08	129.9	139.9	30-Jan-08	128.9	132.9	30-Jan-08	120.4	127.8	125.9	95.0
16-Jan-08	129.9	149.9	16-Jan-08	128.9	132.9	16-Jan-08	122.4	127.8	123.9	85.0
2-Jan-08	129.9	139.9	2-Jan-08	128.9	132.9	2-Jan-08	122.4	127.8	122.9	85.0
19-Dec-07	129.9	132.9	19-Dec-07	129.9	132.9	19-Dec-07	122.4	127.8	125.9	85.0
5-Dec-07	N/A	N/A	5-Dec-07	N/A	N/A	5-Dec-07	122.4	127.8	125.9	85.0
21-Nov-07	129.9	124.9	21-Nov-07	128.9	132.9	21-Nov-07	124.9	N/A	118.9	89.0
7-Nov-07	129.9	124.9	7-Nov-07	128.9	132.9	7-Nov-07	124.9	N/A	118.9	N/A
24-Oct-07	129.9	124.9	24-Oct-07	128.9	132.9	24-Oct-07	120.4	N/A	115.9	85.0
10-Oct-07	129.9	124.9	10-Oct-07	128.9	132.9	10-Oct-07	122.4	127.8	115.9	85.0
26-Sep-07	129.9	124.9	26-Sep-07	128.9	127.9	26-Sep-07	122.4	127.8	115.9	85.0
12-Sep-07	129.9	124.9	12-Sep-07	128.9	127.9	12-Sep-07	122.4	127.8	115.9	85.0
29-Aug-07	129.9	124.9	29-Aug-07	128.9	121.9	29-Aug-07	122.4	127.8	115.9	85.0
15-Aug-07	129.9	125.9	15-Aug-07	128.9	121.9	15-Aug-07	121.4	127.8	115.9	85.0
1-Aug-07	129.9	125.9	1-Aug-07	128.9	121.9	1-Aug-07	121.4	127.8	114.4	85.0
18-Jul-07	129.9	124.9	18-Jul-07	128.9	121.9	18-Jul-07	121.4	127.8	114.4	85.0
4-Jul-07	129.9	124.9	4-Jul-07	128.9	121.9	4-Jul-07	121.4	127.8	114.4	85.0
June '07	129.9	124.9	June '07	123.9	113.9	June '07	120.7	127.8	113.9	85.0
May '07	129.9	124.9	May '07	123.9	113.9	May '07	115.4	122.3	114.4	85.0
Apr '07	119.9	124.9	Apr '07	119.9	124.9	Apr '07	111.4	116.8	112.9	85.0
Mar '07	111.4	124.9	Mar '07	119.9	124.9	Mar '07	107.4	108.8	110.9	85.0
Feb '07	108.9	124.9	Feb '07	119.9	124.9	Feb '07	104.4	104.8	110.2	85.0
Jan '07	116.9	129.9	Jan '07	119.9	124.9	Jan '07	105.2	104.8	113.7	85.0
Dec '06	111.9	113.9	Dec '06	119.9	124.9	Dec '06	107.4	104.8	111.2	85.0
Nov '06	111.9	113.9	Nov '06	119.9	124.9	Nov '06	104.9	105.8	108.4	85.0
Oct '06	111.9	113.9	Oct '06	119.9	124.9	Oct '06	105.2	108.3	109.4	85.0
Sept '06	117.9	120.4	Sept '06	129.9	129.9	Sept '06	114.2	121.8	113.7	85.0
August '06	128.2	126.6	August '06	132.2	127.2	August '06	122.4	116.7	-	-
July '06	129.9	124.9	July '06	132.4	121.9	July '06	120.9	113.2	-	-
June '06	124.9	119.9	June '06	127.9	121.9	June '06	118.4	111.4	-	-
May '06	118.9	119.9	May '06	121.9	123.9	May '06	117.4	113.0	-	-
Apr '06	124.9	119.9	Apr '06	115.9	119.9	Apr '06	108.9	110.5	-	-
Mar '06	109.6	117.2	Mar '06	115.9	119.9	Mar '06	102.6	109.3	-	-
Feb '06	112.9	119.9	Feb '06	115.9	119.9	Feb '06	107.9	113.0	-	-
Jan '06	112.9	119.9	Jan '06	115.9	122.9	Jan '06	108.4	114.9	-	-

10

Residential Fuel Prices in the Yukon

Average prices as of July 30th, 2008

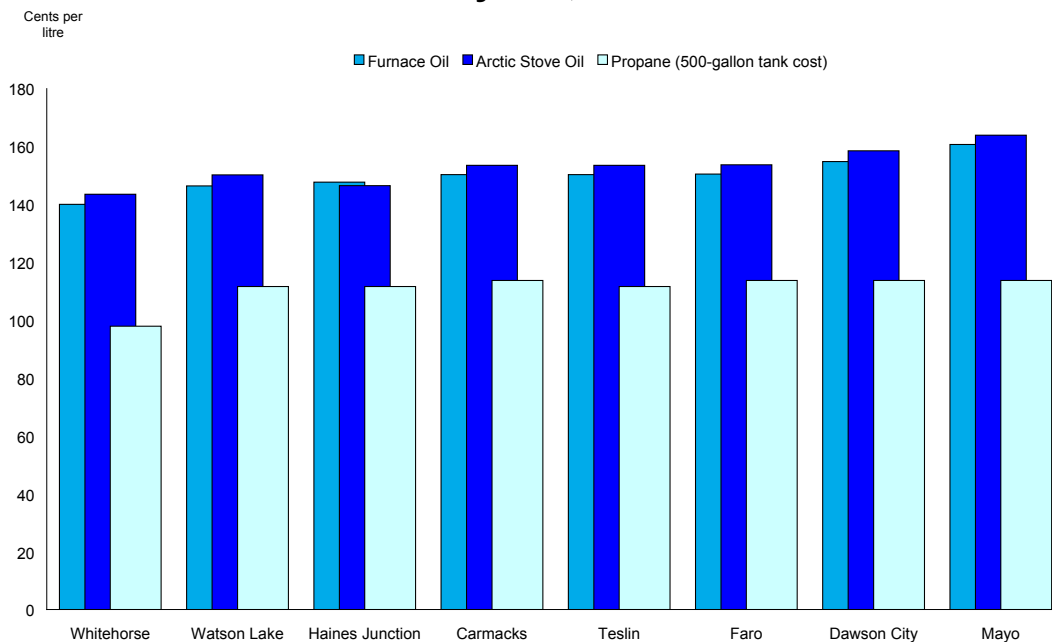
	Residential Heating Fuels		
	Furnace Oil	Arctic Stove Oil	Propane (500-gallon tank cost)
Carmacks	150.3	153.5	113.7
Dawson City	154.8	158.5	113.7
Faro	150.5	153.7	113.7
Haines Junction	147.7	146.5	111.6
Mayo	160.7	163.9	113.7
Teslin	150.3	153.5	111.6
Watson Lake	146.4	150.2	111.6
Whitehorse	140.0	143.5	97.9

Notes: All prices are Canadian cents per litre, including all applicable taxes.
 "N/A" indicates this information is not available for the reporting period.

Average prices for residential furnace oil in the Yukon range from 140.0¢ per litre in Whitehorse to 160.7¢ per litre in Mayo. The price of arctic stove oil varies from 143.5¢ per litre in Whitehorse to 163.9¢ per litre in Mayo. Whitehorse had the lowest propane price at 97.9¢ per litre, while Carmacks, Dawson City, Faro, and Mayo had the highest at 113.7¢ per litre.

Price discounts may apply to seniors, members of unions or service groups, or for quick payment. Ask your fuel supplier for details.

Average Residential Heating Fuel Prices July 30th, 2008



Residential Heating Fuel Prices — Whitehorse

	Furnace Oil	Arctic Stove Oil	Propane (500-gallon tank cost)
30-Jul-08	140.0	143.5	97.9
16-Jul-08	146.9	150.4	99.0
2-Jul-08	144.0	147.2	99.9
18-Jun-08	142.4	145.6	99.9
4-Jun-08	139.0	141.9	97.3
21-May-08	137.9	141.7	107.1
7-May-08	130.1	133.5	93.5
22-Apr-08	127.7	131.1	93.5
9-Apr-08	125.1	128.5	93.5
26-Mar-08	122.7	125.8	93.5
12-Mar-08	116.8	120.0	88.2
27-Feb-08	112.5	115.7	88.2
13-Feb-08	109.3	112.4	88.2
30-Jan-08	109.6	112.4	88.2
16-Jan-08	112.9	116.3	86.1
2-Jan-08	112.6	115.8	83.5
19-Dec-07	113.4	116.6	82.0
5-Dec-07	112.6	115.8	78.9
21-Nov-07	109.2	112.1	77.3
7-Nov-07	103.8	107.0	77.3
24-Oct-07	101.2	104.4	73.8
10-Oct-07	98.3	102.0	73.8
26-Sep-07	98.3	101.7	73.8
12-Sep-07	99.6	102.8	72.2
29-Aug-07	97.4	101.1	72.2
15-Aug-07	97.6	101.1	72.4
1-Aug-07	98.8	102.5	71.7
18-Jul-07	95.1	98.8	70.9
4-Jul-07	95.9	99.6	70.4
June '07	95.8	99.2	70.4
May '07	97.3	100.4	70.4
April '07	99.8	103.0	69.6
March '07	98.0	101.1	68.8
February '07	96.4	99.4	68.8
January '07	98.0	101.1	67.0
December '06	92.6	95.9	65.4
November '06	87.6	91.0	65.4
October '06	87.0	90.4	66.3
September '06	92.5	95.9	66.3
August '06	105.4	108.7	68.4
July '06	99.7	103.1	70.0
June '06	97.8	101.2	67.7
May '06	95.5	98.9	67.7
April '06	95.6	99.5	73.2
March '06	88.2	92.0	65.2
February '06	91.0	95.1	65.2
January '06	94.3	98.4	63.1

12

Residential Heating Fuel Prices — Carmacks

	Furnace Oil	Arctic Stove Oil	Propane (500-gallon tank cost)
30-Jul-08	150.3	153.5	113.7
16-Jul-08	146.1	156.9	113.7
2-Jul-08	146.1	156.9	109.2
18-Jun-08	143.9	147.1	109.2
4-Jun-08	143.9	147.1	109.2
21-May-08	132.3	135.5	109.2
7-May-08	132.3	135.5	109.2
22-Apr-08	129.1	132.3	109.2
9-Apr-08	129.1	132.3	109.2
26-Mar-08	124.9	128.0	109.2
12-Mar-08	118.5	121.7	98.6
27-Feb-08	114.3	117.4	98.6
13-Feb-08	114.3	117.4	98.6
30-Jan-08	117.4	120.6	98.6
16-Jan-08	117.4	120.6	94.3
2-Jan-08	117.4	120.6	94.3
19-Dec-07	117.4	120.6	94.3
5-Dec-07	117.4	120.6	92.2
21-Nov-07	111.1	114.3	89.0
7-Nov-07	102.6	105.8	89.0
24-Oct-07	102.6	105.8	89.0
10-Oct-07	102.6	105.8	89.0
26-Sep-07	102.6	105.8	89.0
12-Sep-07	102.6	105.8	85.8
29-Aug-07	102.6	105.8	85.8
15-Aug-07	102.6	105.8	N/A
1-Aug-07	102.6	105.8	84.9
18-Jul-07	102.6	105.8	84.9
4-Jul-07	102.6	105.8	83.8
June '07	102.6	105.8	83.8
May '07	101.5	104.7	83.8
April '07	101.5	104.7	82.7
March '07	101.5	104.7	81.5
February '07	101.5	104.7	81.5
January '07	102.6	110.4	78.1
December '06	96.2	100.5	76.8
November '06	90.9	95.2	76.8
October '06	91.7	96.0	76.6
September '06	96.9	101.2	76.6
August '06	108.4	112.7	77.3
July '06	101.3	105.6	77.3
June '06	100.3	104.6	78.9
May '06	101.3	105.6	75.1
April '06	99.7	104.0	73.2
March '06	95.2	99.5	73.2
February '06	96.0	100.3	73.2
January '06	98.8	104.5	73.2

13

Residential Heating Fuel Prices — Dawson City

	Furnace Oil	Arctic Stove Oil	Propane (500-gallon tank cost)
30-Jul-08	154.8	158.5	113.7
16-Jul-08	152.6	156.4	113.7
2-Jul-08	150.5	153.7	109.2
18-Jun-08	151.6	152.6	109.2
4-Jun-08	151.6	152.6	109.2
21-May-08	139.9	146.8	109.2
7-May-08	139.9	143.1	109.2
22-Apr-08	132.9	137.0	109.2
9-Apr-08	132.9	132.7	109.2
26-Mar-08	128.7	126.9	109.2
12-Mar-08	120.5	123.7	98.6
27-Feb-08	118.1	120.5	98.6
13-Feb-08	116.8	120.5	98.6
30-Jan-08	121.3	122.1	98.6
16-Jan-08	116.3	120.0	94.3
2-Jan-08	116.3	120.0	94.3
19-Dec-07	116.3	120.0	94.3
5-Dec-07	116.3	120.0	92.2
21-Nov-07	117.2	120.9	91.2
7-Nov-07	112.9	116.7	91.2
24-Oct-07	114.0	117.7	91.2
10-Oct-07	114.0	117.7	91.2
26-Sep-07	114.0	117.7	91.2
12-Sep-07	114.0	117.7	87.9
29-Aug-07	114.0	117.7	87.9
15-Aug-07	114.0	117.7	n/a
1-Aug-07	114.0	117.7	87.9
18-Jul-07	114.0	117.7	87.9
4-Jul-07	115.1	117.7	86.8
June '07	114.0	117.7	86.8
May '07	113.5	117.2	86.8
April '07	113.5	117.2	85.2
March '07	112.4	116.1	83.6
February '07	111.4	115.1	83.6
January '07	110.6	113.8	80.3
December '06	105.5	109.3	79.0
November '06	102.3	106.6	79.0
October '06	103.5	107.8	78.7
September '06	112.5	116.8	78.7
August '06	119.0	122.7	79.5
July '06	111.3	115.6	79.5
June '06	111.3	115.6	77.4
May '06	108.1	112.4	76.3
April '06	110.4	114.8	75.3
March '06	106.3	110.6	75.3
February '06	109.2	113.5	75.3
January '06	111.3	115.6	75.3

14

Residential Heating Fuel Prices — Faro

	Furnace Oil	Arctic Stove Oil	Propane (500-gallon tank cost)
30-Jul-08	150.5	153.7	113.7
16-Jul-08	146.3	149.5	113.7
2-Jul-08	146.3	149.5	109.2
18-Jun-08	144.2	147.3	109.2
4-Jun-08	144.2	147.3	109.2
21-May-08	132.5	135.7	109.2
7-May-08	132.5	135.7	109.2
22-Apr-08	129.3	132.5	109.2
9-Apr-08	129.3	132.5	109.2
26-Mar-08	125.1	128.3	109.2
12-Mar-08	118.7	121.9	98.6
27-Feb-08	114.6	117.8	98.6
13-Feb-08	114.6	116.7	98.6
30-Jan-08	117.7	120.8	98.6
16-Jan-08	117.7	120.8	94.3
2-Jan-08	117.7	120.8	94.3
19-Dec-07	117.7	120.8	94.3
5-Dec-07	117.7	120.8	92.2
21-Nov-07	112.1	114.5	91.2
7-Nov-07	102.8	106.0	91.2
24-Oct-07	102.8	106.0	91.2
10-Oct-07	102.8	106.0	91.2
26-Sep-07	102.8	106.0	91.2
12-Sep-07	102.8	106.0	87.9
29-Aug-07	102.8	106.0	87.9
15-Aug-07	102.8	106.0	N/A
1-Aug-07	102.8	106.0	87.9
18-Jul-07	102.8	106.0	87.9
4-Jul-07	102.8	106.0	86.8
June '07	102.8	106.0	86.8
May '07	101.8	104.9	86.8
April '07	101.8	104.9	85.2
March '07	101.8	104.9	83.6
February '07	101.8	104.9	83.6
January '07	103.2	107.1	80.3
December '06	101.8	100.7	79.0
November '06	101.8	95.4	79.0
October '06	97.2	96.2	78.7
September '06	97.2	101.4	78.7
August '06	108.6	112.9	79.5
July '06	101.5	105.8	79.5
June '06	101.5	105.8	77.4
May '06	101.5	105.8	75.3
April '06	99.9	104.2	73.2
March '06	95.5	99.7	73.2
February '06	96.2	100.5	73.2
January '06	100.5	104.8	73.2

	Furnace Oil	Arctic Stove Oil	Propane (500-gallon tank cost)
30-Jul-08	147.7	146.5	111.6
16-Jul-08	145.5	150.8	111.6
2-Jul-08	141.3	145.8	107.1
18-Jun-08	140.2	144.7	107.1
4-Jun-08	139.2	141.5	107.1
21-May-08	131.5	136.1	107.1
7-May-08	130.7	133.1	107.1
22-Apr-08	128.3	132.9	107.1
9-Apr-08	125.9	130.2	107.1
26-Mar-08	119.0	124.2	107.1
12-Mar-08	115.9	121.8	96.5
27-Feb-08	109.8	115.2	96.5
13-Feb-08	108.2	111.3	96.5
30-Jan-08	112.7	112.6	96.5
16-Jan-08	113.7	115.4	92.2
2-Jan-08	113.7	116.5	92.2
19-Dec-07	114.6	119.3	92.2
5-Dec-07	113.7	116.8	90.1
21-Nov-07	110.6	115.4	89.0
7-Nov-07	102.1	106.9	89.0
24-Oct-07	101.0	103.4	89.0
10-Oct-07	99.2	95.7	84.0
26-Sep-07	100.2	102.1	89.0
12-Sep-07	97.6	101.1	85.8
29-Aug-07	97.6	100.6	85.8
15-Aug-07	97.6	100.6	N/A
1-Aug-07	97.8	100.9	85.8
18-Jul-07	97.0	100.4	85.8
4-Jul-07	96.7	99.1	84.7
June '07	96.5	98.4	84.7
May '07	96.8	99.5	84.7
April '07	98.5	101.4	83.1
March '07	97.6	101.4	81.5
February '07	96.0	98.5	81.5
January '07	98.7	102.2	78.1
December '06	90.3	94.0	76.8
November '06	87.1	89.7	76.8
October '06	89.1	91.9	76.6
September '06	97.9	98.6	76.6
August '06	105.6	109.4	77.3
July '06	99.9	104.2	77.3
Jun '06	98.7	102.5	75.3
May '06	97.6	100.1	74.2
April '06	95.7	99.7	73.2
March '06	93.0	96.1	73.2
February '06	92.3	94.9	73.2
January '06	95.7	98.2	73.2

16

Residential Heating Fuel Prices — Mayo

	Furnace Oil	Arctic Stove Oil	Propane (500-gallon tank cost)
30-Jul-08	160.7	163.9	113.7
16-Jul-08	156.5	159.6	113.7
2-Jul-08	156.5	159.6	109.2
18-Jun-08	154.3	152.0	109.2
4-Jun-08	154.3	146.5	109.2
21-May-08	142.7	142.6	109.2
7-May-08	133.9	139.8	109.2
22-Apr-08	132.3	138.2	109.2
9-Apr-08	130.2	136.8	109.2
26-Mar-08	128.0	128.8	109.2
12-Mar-08	125.0	126.1	98.6
27-Feb-08	125.0	126.6	98.6
13-Feb-08	123.8	125.4	98.6
30-Jan-08	127.8	128.2	98.6
16-Jan-08	127.8	128.2	94.3
2-Jan-08	127.8	128.2	94.3
19-Dec-07	127.8	128.2	94.3
5-Dec-07	127.8	123.8	92.2
21-Nov-07	121.5	120.6	91.2
7-Nov-07	113.0	116.4	91.2
24-Oct-07	113.0	116.4	91.2
10-Oct-07	113.0	113.7	91.2
26-Sep-07	115.3	115.0	91.2
12-Sep-07	113.7	114.0	87.9
29-Aug-07	113.7	115.0	87.9
15-Aug-07	113.2	115.0	N/A
1-Aug-07	114.3	115.0	87.9
18-Jul-07	114.3	115.0	87.9
4-Jul-07	114.3	115.0	86.8
June '07	113.0	113.9	86.8
May '07	111.5	112.6	86.8
April '07	111.5	112.8	85.2
March '07	111.3	112.3	83.6
February '07	111.5	112.6	83.6
January '07	110.8	112.1	80.3
December '06	105.4	106.9	79.0
November '06	103.6	105.0	79.0
October '06	106.5	107.9	78.7
September '06	112.1	113.5	78.7
August '06	118.7	120.4	79.5
July '06	112.8	114.2	79.5
June '06	110.9	112.3	77.4
May '06	110.9	112.3	76.3
April '06	109.2	110.9	75.3
March '06	109.5	110.9	75.3
February '06	110.1	111.5	75.3
January '06	112.5	113.9	75.3

	Furnace Oil	Arctic Stove Oil	Propane (500-gallon tank cost)
30-Jul-08	150.3	153.5	111.6
16-Jul-08	146.1	149.2	111.6
2-Jul-08	146.1	149.2	107.1
18-Jun-08	143.9	147.1	107.1
4-Jun-08	143.9	147.1	107.1
21-May-08	132.3	135.5	107.1
7-May-08	132.3	131.8	107.1
22-Apr-08	129.1	129.2	107.1
9-Apr-08	129.1	129.2	107.1
26-Mar-08	124.9	122.3	107.1
12-Mar-08	118.5	116.5	96.5
27-Feb-08	114.3	114.4	96.5
13-Feb-08	114.3	114.4	96.5
30-Jan-08	117.4	116.0	96.5
16-Jan-08	117.4	120.6	92.2
2-Jan-08	116.5	118.1	92.2
19-Dec-07	117.4	120.6	92.2
5-Dec-07	117.4	115.4	90.1
21-Nov-07	111.1	111.2	89.0
7-Nov-07	102.6	105.8	89.0
24-Oct-07	102.6	105.8	89.0
10-Oct-07	102.6	105.8	89.0
26-Sep-07	102.6	105.8	89.0
12-Sep-07	102.6	103.8	85.8
29-Aug-07	102.6	103.8	85.8
15-Aug-07	102.6	105.8	N/A
1-Aug-07	102.6	105.8	85.8
18-Jul-07	102.6	105.8	85.8
4-Jul-07	102.6	105.8	84.7
June '07	102.6	105.8	84.7
May '07	101.5	104.7	84.7
April '07	101.5	103.5	83.1
March '07	101.5	102.7	81.5
February '07	101.5	102.2	81.5
January '07	103.3	101.8	78.1
December '06	96.2	96.4	76.8
November '06	90.9	93.2	76.8
October '06	91.7	94.7	76.6
September '06	96.9	101.2	76.6
August '06	108.4	110.8	77.3
July '06	101.3	105.6	77.3
June '06	101.3	105.6	75.3
May '06	101.3	105.6	74.2
April '06	99.7	104.0	73.2
March '06	95.2	99.5	73.2
February '06	96.0	100.3	73.2
January '06	100.3	104.5	73.2

18

Residential Heating Fuel Prices — Watson Lake

	Furnace Oil	Arctic Stove Oil	Propane (500-gallon tank cost)
30-Jul-08	146.4	150.2	111.6
16-Jul-08	149.4	153.2	111.6
2-Jul-08	146.6	150.5	107.1
18-Jun-08	145.1	148.9	107.1
4-Jun-08	143.7	147.5	107.1
21-May-08	137.9	141.7	107.1
7-May-08	134.4	138.2	107.1
22-Apr-08	131.7	134.8	107.1
9-Apr-08	131.0	134.8	107.1
26-Mar-08	128.2	131.9	107.1
12-Mar-08	123.7	127.6	96.5
27-Feb-08	118.2	122.0	96.5
13-Feb-08	112.8	116.6	96.5
30-Jan-08	113.9	117.7	96.5
16-Jan-08	115.2	119.4	92.2
2-Jan-08	116.2	120.0	92.2
19-Dec-07	118.7	122.5	92.2
5-Dec-07	117.1	120.9	90.1
21-Nov-07	111.8	116.2	89.0
7-Nov-07	102.8	106.0	89.0
24-Oct-07	102.0	106.3	89.0
10-Oct-07	100.8	104.7	89.0
26-Sep-07	100.8	104.7	89.0
12-Sep-07	100.9	104.7	85.8
29-Aug-07	99.7	102.8	85.8
15-Aug-07	99.3	102.4	N/A
1-Aug-07	100.6	103.7	85.8

	Furnace Oil	Arctic Stove Oil	Propane (500-gallon tank cost)
18-Jul-07	98.5	102.4	85.8
4-Jul-07	98.5	102.0	84.7

June '07	98.6	101.9	84.7
May '07	98.5	101.8	84.7
April '07	99.7	103.0	83.1
March '07	100.8	104.1	81.5
February '07	98.5	101.4	81.5
January '07	100.4	103.6	78.1

December '06	91.4	95.3	76.8
November '06	87.5	91.3	76.8
October '06	88.4	92.2	76.6
September '06	92.6	96.3	76.6
August '06	105.4	109.4	77.3
July '06	100.5	104.9	77.3
June '06	98.3	102.7	75.3
May '06	98.9	103.4	74.2
April '06	96.8	101.2	73.2
March '06	91.0	95.4	73.2
February '06	92.1	96.5	73.2
January '06	97.4	102.3	73.2

Information collected by The Yukon Bureau of Statistics for the Department of Economic Development.

Next release: August 28th, 2008



Additional information:
The Yukon Government
Executive Council Office
Bureau of Statistics (A-8C)
Box 2703, Whitehorse, Yukon Y1A 2C6
Telephone: (867) 667-5640; Fax: (867) 393-6203
email: ybsinfo@gov.yk.ca
website: <http://www.eco.gov.yk.ca/stats/>