

1

Retail Motor Fuel Prices in the Yukon

Average prices as of June 17th, 2009

	Self-serve		
	regular	premium	diesel
Whitehorse	107.7	114.0	100.9
Beaver Creek	117.0	124.9	110.9
Carcross	114.9	124.9	111.9
Carmacks	115.9	122.4	108.9
Dawson City	130.2	135.6	124.0
Destruction Bay	116.9	121.9	107.9
Haines Junction	113.9	124.4	110.6
Mayo	113.0	114.0	119.0
Pelly Crossing	129.9	-	119.9
Ross River	117.0	-	116.0
Tagish	109.8	116.8	105.8
Teslin	109.4	112.9	99.4
Watson Lake	115.9	123.4	103.9

	Full-serve			
	regular	premium	diesel	propane
Whitehorse	108.2	113.7	106.2	87.1
Burwash Landing	123.9	-	109.9	-
Dawson City	-	-	-	120.0
Destruction Bay	-	-	-	155.9
Haines Junction	114.9	-	105.9	99.0
Mayo	123.9	-	126.9	105.5
Tagish	-	-	-	98.0
Teslin	-	-	-	110.0
Watson Lake	-	-	104.9	117.6

Current average gasoline prices for regular self-serve in the Yukon range from 107.7¢ per litre in Whitehorse to 130.2¢ per litre in Dawson City. The price for premium self-serve ranges from 112.9¢ per litre in Teslin to 135.6¢ per litre in Dawson City. The lowest price for self-serve diesel is in Teslin—99.4¢ per litre.

For full-serve regular gasoline, the average price ranges from 108.2¢ per litre in Whitehorse to 123.9¢ per litre in Burwash Landing and Mayo. The price for full-serve diesel ranges from 104.9¢ per litre in Watson Lake to 126.9¢ per litre in Mayo. In Haines Junction, self-serve diesel cost more than full-serve.

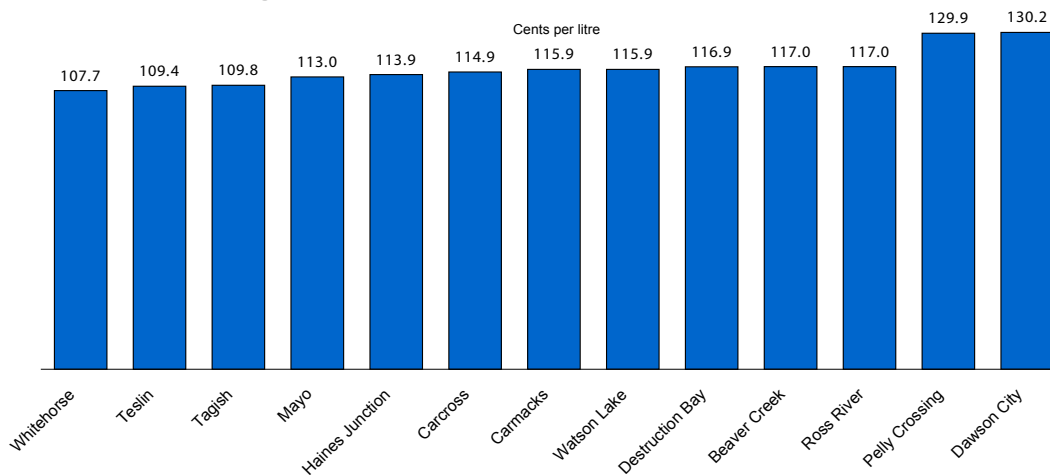
Whitehorse had the lowest price for propane, at 87.1¢ per litre, while Destruction Bay had the highest, at 155.9¢ per litre.

Note: All prices are Canadian cents per litre, including all applicable taxes.

“-” indicates this service was not available in this community at this time.

“N/A” indicates this information was not available for the reporting period.

Average Retail Gasoline Prices Regular Self-serve — June 17th, 2009



2

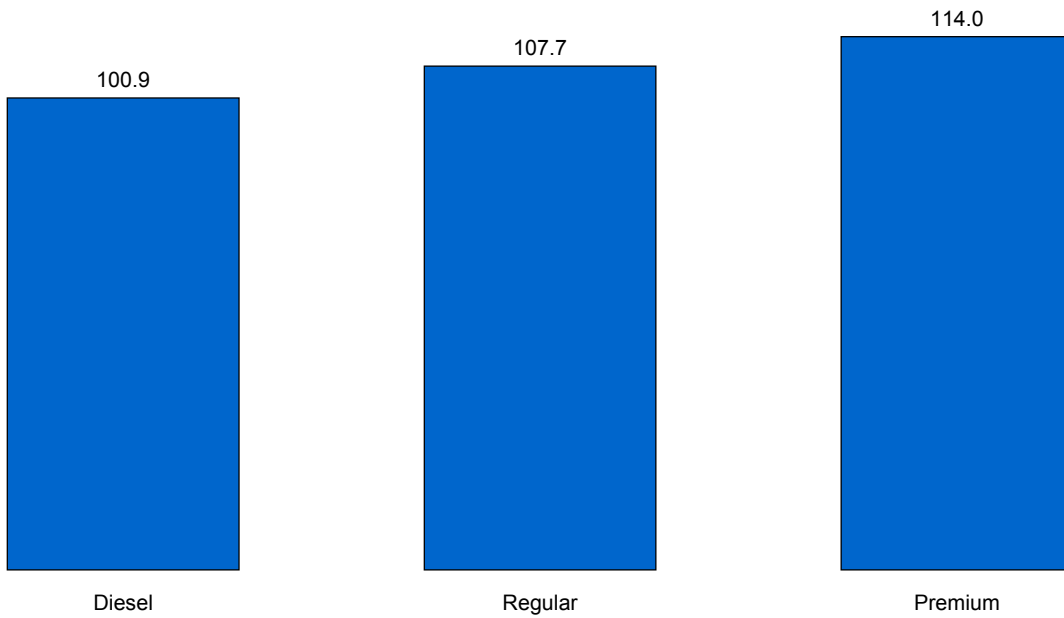
Retail Motor Fuel Prices — Whitehorse

	Self-serve		
	regular	premium	diesel
17-Jun-09	107.7	114.0	100.9
3-Jun-09	102.7	109.2	98.0
20-May-09	99.5	105.9	97.5
6-May-09	98.3	105.3	97.9
22-Apr-09	98.4	106.5	99.0
8-Apr-09	98.4	105.0	99.2
25-Mar-09	98.4	105.0	98.9
11-Mar-09	98.4	105.2	99.1
25-Feb-09	97.1	103.7	105.6
11-Feb-09	89.7	95.0	106.9
28-Jan-09	86.2	92.5	106.3
14-Jan-09	85.4	92.9	105.8
31-Dec-08	86.8	93.9	109.1
17-Dec-08	89.1	96.1	110.0
3-Dec-08	93.6	100.8	117.8
19-Nov-08	103.7	110.3	126.7
5-Nov-08	110.6	116.8	132.0
22-Oct-08	121.5	130.0	137.5
8-Oct-08	130.8	137.2	140.8
24-Sep-08	139.7	145.3	142.1
10-Sep-08	139.4	145.5	143.5
27-Aug-08	140.0	146.4	145.8
13-Aug-08	141.0	146.8	148.3
30-Jul-08	144.4	150.2	152.6
16-Jul-08	146.1	151.4	154.7
2-Jul-08	144.9	151.0	150.6
18-Jun-08	144.3	150.3	148.7
4-Jun-08	141.0	146.3	146.8
May '08	136.8	142.5	141.4
April '08	123.6	129.9	133.7
March '08	120.2	126.0	126.6
February '08	115.6	121.7	119.6
January '08	115.7	121.4	119.6
December '07	116.2	122.1	119.9
November '07	115.6	122.2	113.0
October '07	116.4	122.5	109.1
September '07	119.9	124.0	109.1
August '07	119.8	124.9	108.9
July '07	119.8	124.9	108.5
June '07	120.1	124.9	107.7
May '07	115.3	120.2	108.2
April '07	109.5	114.7	108.4
March '07	104.7	110.6	106.3
February '07	97.4	102.8	103.1
January '07	99.1	105.1	106.3


	Full-serve			
	regular	premium	diesel	propane
	108.2	113.7	106.2	87.1
	104.4	109.9	103.9	87.1
	99.7	106.2	103.9	88.4
	99.7	106.2	103.9	88.4
	99.9	106.2	103.9	90.1
	99.2	107.2	105.6	90.2
	98.7	106.4	102.9	91.6
	98.7	106.4	105.9	92.6
	98.6	106.4	109.4	93.6
	90.8	99.9	109.4	90.3
	89.3	99.7	109.4	90.8
	87.3	97.7	108.4	88.1
	88.8	98.9	112.4	88.1
	89.8	106.4	117.4	88.1
	97.1	112.2	128.7	89.3
	108.3	126.9	135.7	93.9
	112.0	129.4	141.9	96.4
	127.1	137.9	140.2	94.9
	136.3	142.7	146.2	100.9
	142.8	147.6	148.3	102.4
	141.5	146.9	147.6	102.4
	141.4	146.6	148.3	102.6
	144.8	150.6	155.2	106.2
	144.8	150.6	155.2	107.3
	146.4	152.6	157.6	106.3
	145.8	151.9	151.2	104.9
	145.1	151.2	150.6	105.2
	140.8	146.9	146.9	100.9
	137.8	144.9	142.2	101.8
	123.6	130.8	137.1	93.8
	120.5	128.6	127.9	92.6
	117.5	125.3	122.3	92.6
	117.5	125.6	120.8	91.8
	117.8	128.9	123.2	90.2
	117.1	127.9	115.1	85.3
	119.1	128.9	113.3	86.3
	122.4	127.9	111.9	82.3
	121.8	127.7	111.9	80.9
	121.8	125.9	111.9	80.9
	121.8	128.6	111.9	80.9
	116.5	124.1	112.8	80.9
	110.5	119.2	110.7	79.9
	104.8	114.7	108.8	79.9
	97.8	110.1	102.9	79.2
	98.9	108.6	102.9	78.9

Retail Motor Fuel Prices — Whitehorse

**Average Self-serve, as of June 17th, 2009
(cents per litre)**



**Average Full-serve, as of June 17th, 2009
(cents per litre)**



3

Retail Motor Fuel Prices — Carmacks

	Self-serve			Full-serve
	regular	premium	diesel	propane
17-Jun-09	115.9	122.4	108.9	-
3-Jun-09	112.9	117.4	108.9	-
20-May-09	112.9	117.4	108.9	-
6-May-09	112.9	117.4	108.5	-
22-Apr-09	112.9	117.4	108.5	-
8-Apr-09	112.9	117.4	106.9	-
25-Mar-09	102.9	106.9	107.4	-
11-Mar-09	102.9	106.9	107.4	-
25-Feb-09	102.9	106.9	107.4	-
11-Feb-09	97.9	103.4	113.4	-
28-Jan-09	95.4	102.9	115.9	-
14-Jan-09	92.9	99.9	115.9	-
31-Dec-08	92.9	108.9	115.9	-
17-Dec-08	92.9	117.9	126.9	-
3-Dec-08	102.9	112.9	128.9	-
19-Nov-08	115.9	124.4	144.9	-
5-Nov-08	129.9	138.4	147.4	-
22-Oct-08	144.9	156.4	156.9	-
8-Oct-08	149.9	159.4	159.9	-
24-Sep-08	153.9	160.9	162.4	-
10-Sep-08	153.9	160.9	162.4	-
27-Aug-08	153.9	160.9	162.4	-
13-Aug-08	153.9	160.9	162.4	-
30-Jul-08	159.4	168.4	169.9	-
16-Jul-08	158.9	168.9	169.9	-
2-Jul-08	153.9	161.4	158.9	-
18-Jun-08	153.9	160.4	161.9	-
4-Jun-08	149.9	156.9	159.9	-
May '08	142.9	150.2	148.9	-
April '08	129.9	137.4	142.4	-
March '08	129.9	139.4	142.4	115.0
February '08	125.9	134.9	137.9	102.0
January '08	125.9	134.9	137.9	97.0
December '07	125.9	134.9	135.9	98.0
November '07	122.9	131.7	128.7	93.5
October '07	125.9	135.4	122.9	97.0
September '07	125.9	135.4	121.4	97.0
August '07	125.6	135.4	121.4	97.0
July '07	125.4	135.4	120.7	96.5
June '07	129.9	138.9	121.4	96.0
May '07	129.9	137.2	121.4	92.0
April '07	119.9	126.4	119.9	91.5
March '07	115.4	122.7	112.7	93.5
February '07	106.9	116.4	111.9	94.0
January '07	115.9	132.4	111.4	94.0

4

Retail Motor Fuel Prices — Dawson City

	Self-serve			Full-serve		
	regular	premium	diesel	regular	diesel	propane
17-Jun-09	130.2	135.6	124.0	-	-	120.0
3-Jun-09	126.8	132.7	122.3	-	-	114.9
20-May-09	124.5	129.3	127.8	-	-	114.9
6-May-09	121.5	129.3	128.3	-	-	114.9
22-Apr-09	120.7	127.7	129.5	-	-	114.9
8-Apr-09	120.7	132.3	129.5	-	-	114.9
25-Mar-09	120.7	132.3	129.5	-	-	114.9
11-Mar-09	117.0	134.3	129.3	-	-	114.9
25-Feb-09	116.8	134.3	132.5	-	-	115.0
11-Feb-09	114.0	139.3	138.3	-	-	115.0
28-Jan-09	114.0	146.0	138.3	-	-	115.0
14-Jan-09	122.5	152.7	144.5	-	-	118.0
31-Dec-08	125.0	152.7	147.0	-	-	118.0
17-Dec-08	127.0	159.5	149.7	-	-	N/A
3-Dec-08	141.3	155.0	154.3	-	-	120.0
19-Nov-08	147.6	158.3	160.0	-	-	120.0
5-Nov-08	151.3	161.9	160.2	-	-	120.0
22-Oct-08	155.0	161.9	165.4	-	-	120.0
8-Oct-08	164.6	174.1	169.4	-	-	120.0
24-Sep-08	168.6	173.6	169.5	-	-	120.0
10-Sep-08	168.6	173.7	171.2	-	-	120.0
27-Aug-08	168.4	173.4	171.5	-	-	126.0
13-Aug-08	171.7	176.9	176.0	-	-	126.0
30-Jul-08	170.9	177.2	177.0	-	-	126.9
16-Jul-08	170.9	174.5	177.0	-	-	126.0
2-Jul-08	167.7	174.2	173.0	-	-	126.0
18-Jun-08	165.9	172.5	172.0	-	-	121.0
4-Jun-08	163.1	168.7	170.7	-	-	121.0
May '08	160.5	164.7	163.7	-	-	121.0
April '08	148.7	152.4	154.8	-	-	117.0
March '08	143.3	148.1	143.1	-	-	99.9
February '08	140.1	146.7	138.2	-	-	99.9
January '08	139.6	146.9	138.5	-	-	99.9
December '07	138.3	146.6	137.7	-	-	99.9
November '07	139.7	147.3	136.1	-	-	99.9
October '07	139.7	147.3	135.0	-	-	99.9
September '07	140.4	147.5	134.1	-	-	99.9
August '07	140.8	147.5	134.5	-	-	99.9
July '07	141.1	147.5	134.6	-	-	97.9
June '07	142.1	147.2	133.9	-	-	97.9
May '07	140.1	146.9	134.2	-	-	97.9
April '07	132.6	140.1	131.1	-	-	97.9
March '07	125.1	132.8	130.5	-	-	97.9
February '07	121.9	129.1	129.1	-	-	97.9
January '07	122.0	127.9	126.8	-	-	97.9

5

Retail Motor Fuel Prices — Haines Junction

	Self-serve			Full-serve		
	regular	premium	diesel	regular	diesel	propane
17-Jun-09	113.9	124.4	110.6	114.9	105.9	99.0
3-Jun-09	111.9	121.4	109.3	108.9	101.9	99.0
20-May-09	109.3	121.4	109.3	103.9	105.9	108.9
6-May-09	107.6	118.4	109.3	103.9	105.9	108.9
22-Apr-09	111.9	118.4	112.4	103.9	105.9	108.9
8-Apr-09	111.9	118.4	112.4	103.9	105.9	108.9
25-Mar-09	103.9	105.9	108.9	103.9	105.9	108.9
11-Mar-09	103.9	108.9	104.9	103.9	105.9	108.9
25-Feb-09	103.9	108.9	111.9	104.9	95.5	108.9
11-Feb-09	92.9	97.9	111.9	90.9	108.9	108.9
28-Jan-09	90.9	95.9	111.9	90.9	108.9	108.9
14-Jan-09	90.9	95.9	111.9	90.9	116.9	108.9
31-Dec-08	90.9	95.9	111.9	94.9	116.9	108.9
17-Dec-08	94.9	99.9	116.9	94.9	116.9	108.9
3-Dec-08	99.9	104.9	121.9	99.9	131.9	108.9
19-Nov-08	107.9	112.9	127.9	117.9	134.9	108.9
5-Nov-08	115.9	129.0	131.9	126.9	139.9	108.9
22-Oct-08	124.0	128.9	141.5	135.9	142.9	108.9
8-Oct-08	145.7	152.6	147.3	135.9	142.9	108.9
24-Sep-08	146.0	153.5	147.3	142.9	147.9	108.9
10-Sep-08	147.3	155.9	150.9	142.9	147.9	108.9
27-Aug-08	151.5	160.9	155.0	142.9	149.9	108.9
13-Aug-08	151.7	161.2	155.9	142.9	149.9	108.9
30-Jul-08	153.9	162.2	160.2	149.9	158.9	108.9
16-Jul-08	155.2	163.9	160.7	149.9	158.9	108.9
2-Jul-08	153.2	162.9	159.0	146.9	156.9	108.9
18-Jun-08	153.0	162.6	158.0	146.9	154.9	108.9
4-Jun-08	145.9	155.2	153.9	140.9	151.9	105.9
May '08	145.8	155.1	149.3	140.9	151.9	105.9
April '08	129.5	138.5	140.4	126.9	133.9	105.9
March '08	124.0	132.5	125.5	117.9	120.9	92.9
February '08	117.7	122.9	121.2	117.9	120.9	92.9
January '08	117.5	122.9	121.5	117.9	120.9	92.9
December '07	121.3	130.4	122.9	117.9	116.9	92.9
November '07	122.4	130.4	119.4	117.9	116.9	83.9
October '07	122.6	131.6	119.3	120.4	116.9	83.9
September '07	125.0	133.8	119.4	122.9	116.9	83.9
August '07	125.7	134.6	119.4	122.9	116.9	83.9
July '07	125.7	134.6	119.4	122.9	116.9	83.9
June '07	125.7	134.6	119.4	122.9	116.9	79.5
May '07	124.2	133.6	118.8	119.9	116.9	79.5
April '07	119.3	128.8	117.9	114.4	115.4	79.5
March '07	108.2	115.9	109.3	108.9	110.4	79.5
February '07	106.7	114.4	108.6	105.9	115.9	79.5
January '07	106.4	114.2	111.3	105.9	115.9	79.5

6

Retail Motor Fuel Prices — Mayo

	Self-serve			Full-serve			
	regular	premium	diesel	regular	premium	diesel	propane
17-Jun-09	113.0	114.0	119.0	123.9	-	126.9	105.5
3-Jun-09	113.0	114.0	119.0	123.9	-	126.9	105.5
20-May-09	110.5	114.0	121.5	123.9	-	119.9	119.0
6-May-09	110.5	114.0	121.5	123.9	-	119.9	115.9
22-Apr-09	110.5	114.0	121.5	123.9	-	135.9	115.9
8-Apr-09	110.5	114.0	121.5	123.9	-	125.9	115.9
25-Mar-09	108.0	114.0	120.0	122.9	-	128.9	115.9
11-Mar-09	107.5	113.0	127.5	118.9	-	129.9	129.0
25-Feb-09	107.5	113.0	129.0	123.9	-	135.9	129.0
11-Feb-09	106.0	113.0	130.0	112.9	-	135.9	129.0
28-Jan-09	106.0	113.0	131.5	112.9	-	135.9	129.0
14-Jan-09	111.0	113.0	131.5	112.9	-	135.9	129.0
31-Dec-08	115.0	N/A	138.0	112.9	-	135.9	129.0
17-Dec-08	123.5	123.0	147.5	112.9	-	135.9	129.0
3-Dec-08	132.5	141.0	147.5	138.9	-	160.9	129.0
19-Nov-08	137.0	141.0	151.5	138.9	-	160.9	129.0
5-Nov-08	151.5	157.0	156.5	138.9	-	160.9	129.0
22-Oct-08	155.5	157.0	158.0	153.9	-	166.9	129.0
8-Oct-08	161.0	167.0	158.0	166.9	-	166.9	129.0
24-Sep-08	162.5	167.0	159.5	169.9	-	169.9	129.0
10-Sep-08	162.5	167.0	159.5	166.9	-	166.9	129.0
27-Aug-08	164.5	167.0	161.5	169.9	-	188.3	129.0
13-Aug-08	166.5	172.0	164.5	169.9	-	169.9	129.0
30-Jul-08	166.5	172.0	164.5	169.9	-	183.3	129.3
16-Jul-08	166.5	172.0	164.5	169.9	-	169.9	129.9
2-Jul-08	162.5	172.0	160.5	167.9	-	157.9	102.9
18-Jun-08	162.5	172.0	160.5	163.9	-	159.9	99.2
4-Jun-08	153.5	165.0	155.0	159.9	-	159.9	129.1
May '08	153.5	165.0	150.5	154.9	-	159.9	99.2
April '08	143.5	150.0	140.0	149.9	-	159.9	99.2
March '08	138.5	144.0	132.8	139.9	-	138.5	99.2
February '08	136.9	140.9	128.9	139.9	-	138.5	99.2
January '08	136.9	140.9	128.9	139.9	-	138.5	99.2
December '07	136.9	140.9	128.9	139.9	-	130.7	96.1
November '07	136.9	140.9	128.9	139.9	-	126.0	99.2
October '07	136.9	140.9	128.9	139.9	-	122.9	99.2
September '07	136.9	140.9	128.9	138.0	-	125.5	99.2
August '07	136.9	140.9	128.9	138.0	-	125.5	99.2
July '07	136.9	140.9	128.9	134.9	-	123.4	99.2
June '07	136.9	140.9	128.9	137.4	-	123.2	99.2
May '07	132.9	132.9	124.9	128.2	-	125.2	92.3
April '07	128.9	132.9	120.9	118.8	-	122.9	92.3
March '07	120.9	132.9	120.9	117.4	-	122.9	92.3
February '07	120.9	132.9	120.9	113.9	-	122.9	92.3
January '07	120.9	132.9	127.9	115.1	-	121.2	92.3

7

Retail Motor Fuel Prices — Teslin

	Self-serve			Full-serve
	regular	premium	diesel	propane
17-Jun-09	109.4	112.9	99.4	110.0
3-Jun-09	106.4	108.9	99.4	110.0
20-May-09	101.4	104.9	99.4	115.9
6-May-09	98.4	102.9	98.4	115.9
22-Apr-09	98.4	102.9	98.4	115.9
8-Apr-09	98.4	100.9	98.4	115.9
25-Mar-09	97.9	102.9	97.4	115.9
11-Mar-09	98.4	102.9	102.9	115.9
25-Feb-09	98.4	102.9	107.9	115.9
11-Feb-09	90.9	89.9	108.4	115.9
28-Jan-09	86.9	89.9	108.4	115.9
14-Jan-09	86.9	92.9	109.4	115.9
31-Dec-08	86.9	89.9	110.4	115.9
17-Dec-08	89.9	93.9	115.4	115.9
3-Dec-08	98.4	101.9	122.4	115.9
19-Nov-08	107.4	110.9	128.9	115.0
5-Nov-08	120.4	118.9	133.9	115.0
22-Oct-08	129.9	133.9	144.4	115.9
8-Oct-08	137.4	138.9	144.4	115.9
24-Sep-08	141.4	143.0	146.9	115.0
10-Sep-08	141.4	143.9	147.4	115.9
27-Aug-08	142.4	147.9	149.4	115.9
13-Aug-08	144.4	145.9	152.4	115.9
30-Jul-08	146.9	150.9	155.4	110.0
16-Jul-08	147.9	150.9	155.9	115.0
2-Jul-08	145.9	148.9	152.4	115.0
18-Jun-08	145.9	149.9	152.4	115.0
4-Jun-08	139.4	142.9	148.9	110.0
May '08	138.2	141.4	143.4	105.0
April '08	125.4	127.9	135.9	100.0
March '08	119.9	124.9	127.2	90.0
February '08	115.9	121.9	120.9	90.0
January '08	115.9	121.9	120.9	90.0
December '07	115.9	121.9	120.9	90.0
November '07	116.7	121.9	114.2	90.0
October '07	118.8	123.9	108.3	90.0
September '07	121.9	126.9	112.4	90.0
August '07	121.9	126.9	111.4	90.0
July '07	121.9	126.9	111.4	90.0
June '07	121.4	125.9	111.4	90.0
May '07	116.7	119.9	109.9	90.0
April '07	109.4	113.9	107.9	90.0
March '07	100.9	103.9	104.8	90.0
February '07	98.9	103.9	106.4	90.0
January '07	101.1	105.9	109.6	90.0

8

Retail Motor Fuel Prices — Watson Lake

	Self-serve			Full-serve		
	regular	premium	diesel	regular	diesel	propane
17-Jun-09	115.9	123.4	103.9	-	104.9	117.6
3-Jun-09	103.4	117.9	101.9	-	104.9	125.9
20-May-09	107.4	114.9	101.4	-	104.9	125.9
6-May-09	105.4	113.4	102.9	-	159.9	125.9
22-Apr-09	105.9	113.9	102.9	-	159.9	126.4
8-Apr-09	105.9	113.9	102.9	-	159.9	126.4
25-Mar-09	105.9	113.9	99.9	-	159.9	126.4
11-Mar-09	105.9	113.9	99.9	-	159.9	126.4
25-Feb-09	99.9	108.9	105.9	-	159.9	126.4
11-Feb-09	103.9	112.9	105.9	-	159.9	126.4
28-Jan-09	99.9	108.9	106.9	-	159.9	126.4
14-Jan-09	99.9	109.9	118.9	-	159.9	126.4
31-Dec-08	104.9	114.9	118.9	-	159.9	126.4
17-Dec-08	109.9	119.9	129.9	-	159.9	126.4
3-Dec-08	109.9	119.9	129.9	-	159.9	126.4
19-Nov-08	116.9	126.9	136.9	-	159.9	126.4
5-Nov-08	123.9	133.9	140.9	-	159.9	126.4
22-Oct-08	133.9	143.9	140.9	-	159.9	126.4
8-Oct-08	138.9	153.9	142.9	-	159.9	126.4
24-Sep-08	146.4	155.9	146.9	-	159.9	122.2
10-Sep-08	147.9	157.9	147.9	-	159.9	118.9
27-Aug-08	147.9	157.9	147.9	-	159.9	118.9
13-Aug-08	152.4	159.4	153.9	-	159.9	118.9
30-Jul-08	152.4	157.9	153.9	-	159.9	118.9
16-Jul-08	152.9	163.5	159.4	-	159.9	118.6
2-Jul-08	151.4	157.9	156.4	-	159.9	118.9
18-Jun-08	151.4	157.9	158.4	-	159.9	118.6
4-Jun-08	143.4	150.9	151.9	-	149.9	118.0
May '08	142.7	149.9	149.4	-	143.9	113.0
April '08	137.4	145.4	143.4	-	139.9	107.8
March '08	130.4	138.9	137.9	-	127.4	94.7
February '08	127.9	135.9	130.9	-	120.9	89.9
January '08	126.9	138.6	131.9	-	120.9	89.9
December '07	125.4	135.2	132.9	-	120.9	89.9
November '07	121.2	132.4	119.7	-	120.9	89.9
October '07	121.4	133.4	115.9	-	120.9	89.9
September '07	120.9	133.2	116.9	-	120.9	89.9
August '07	124.1	132.7	115.8	-	120.9	89.9
July '07	123.7	132.1	115.2	-	120.9	89.9
June '07	125.7	133.4	115.7	-	120.9	89.9
May '07	123.3	129.3	115.6	-	120.9	89.9
April '07	114.6	121.3	114.9	119.9	120.9	89.9
March '07	109.9	117.2	110.6	116.9	113.9	89.9
February '07	109.9	117.6	111.5	116.9	113.9	89.9
January '07	109.9	118.6	113.1	116.9	117.9	89.9

9

Retail Motor Fuel Prices — Other Yukon Communities

Beaver Creek Self-serve			
	regular	premium	diesel
17-Jun-09	117.0	124.9	110.9
3-Jun-09	113.9	118.9	106.9
20-May-09	113.9	118.9	106.9
6-May-09	108.9	113.9	106.9
22-Apr-09	108.9	113.9	110.9
8-Apr-09	108.9	113.9	110.9
25-Mar-09	108.9	113.9	110.9
11-Mar-09	108.9	113.9	110.9
25-Feb-09	108.9	113.9	116.9
11-Feb-09	95.9	100.9	116.9
28-Jan-09	95.9	100.9	116.9
14-Jan-09	95.9	100.9	116.9
31-Dec-08	99.9	104.9	121.9
17-Dec-08	99.9	104.9	121.9
3-Dec-08	104.9	109.9	127.9
19-Nov-08	118.9	123.9	140.9
5-Nov-08	129.9	134.9	145.9
22-Oct-08	137.9	142.9	151.9
8-Oct-08	148.9	153.9	152.9
24-Sep-08	152.9	157.9	152.9
10-Sep-08	152.9	157.9	158.9
27-Aug-08	152.9	157.9	158.9
13-Aug-08	152.9	157.9	158.9
30-Jul-08	155.9	169.0	166.9
16-Jul-08	160.9	165.9	168.9
2-Jul-08	157.9	162.9	166.9
18-Jun-08	155.9	161.9	162.9
4-Jun-08	150.9	155.9	162.9
May '08	150.9	155.9	156.9
Apr '09	135.9	140.9	143.9
Mar '08	133.9	138.9	134.9
Feb '08	128.9	133.9	126.9
Jan '08	128.9	133.9	126.9
Dec '07	128.9	133.9	126.9
Nov '07	128.9	133.9	122.9
Oct '07	128.9	133.9	122.9
Sep '07	130.1	133.9	123.7
Aug '07	131.3	133.9	124.4
Jul '07	131.3	133.9	122.9
Jun '07	130.8	133.9	124.0
May '07	129.5	132.4	124.0
Apr '07	126.9	128.4	124.4
Mar '07	124.6	120.9	121.2
Feb '07	123.3	120.9	120.4
Jan '07	123.3	120.9	123.9

Burwash Landing Full-serve		
	regular	diesel
17-Jun-09	123.9	109.9
3-Jun-09	113.9	109.9
20-May-09	107.9	109.9
6-May-09	107.9	107.9
22-Apr-09	-	-
8-Apr-09	-	-
25-Mar-09	-	-
11-Mar-09	-	-
25-Feb-09	-	-
11-Feb-09	-	-
28-Jan-09	-	-
14-Jan-09	-	-
31-Dec-08	-	-
17-Dec-08	-	-
3-Dec-08	-	-
19-Nov-08	-	-
5-Nov-08	-	-
22-Oct-08	-	-
8-Oct-08	-	-
24-Sep-08	149.9	148.9
10-Sep-08	149.9	148.9
27-Aug-08	155.9	165.9
13-Aug-08	155.9	165.9
30-Jul-08	158.9	165.9
16-Jul-08	158.9	165.9
2-Jul-08	158.9	165.9
18-Jun-08	153.9	165.9
4-Jun-08	153.9	165.9
May '08	143.9	150.9
Apr '09	N/A	N/A
Mar '08	N/A	N/A
Feb '08	N/A	N/A
Jan '08	129.9	129.9
Dec '07	129.0	127.0
Nov '07	N/A	N/A
Oct '07	129.9	127.9
Sep '07	129.9	127.4
Aug '07	129.9	126.9
Jul '07	127.9	126.9
Jun '07	126.9	126.9
May '07	121.9	121.9
Apr '07	N/A	N/A
Mar '07	N/A	N/A
Feb '07	106.9	109.9
Jan '07	106.9	109.9

Retail Motor Fuel Prices — Other Yukon Communities

	Carcross Self-serve		
	regular	premium	diesel
17-Jun-09	114.9	124.9	111.9
3-Jun-09	114.9	124.9	111.9
20-May-09	114.9	124.9	119.9
6-May-09	108.9	118.9	119.9
22-Apr-09	108.9	118.9	119.9
8-Apr-09	108.9	118.9	119.9
25-Mar-09	108.9	118.9	119.9
11-Mar-09	108.9	113.9	119.9
25-Feb-09	108.9	113.9	119.9
11-Feb-09	105.9	114.9	119.9
28-Jan-09	99.9	109.9	119.9
14-Jan-09	95.9	105.9	114.9
31-Dec-08	109.9	129.9	129.9
17-Dec-08	109.9	129.9	129.9
3-Dec-08	109.9	129.9	129.9
19-Nov-08	109.9	129.9	129.9
5-Nov-08	129.9	139.9	135.9
22-Oct-08	129.9	133.9	135.9
8-Oct-08	136.9	149.9	147.9
24-Sep-08	136.9	149.9	147.9
10-Sep-08	145.9	149.9	149.9
27-Aug-08	145.9	149.9	149.9
13-Aug-08	145.9	149.9	157.0
30-Jul-08	N/A	N/A	N/A
16-Jul-08	149.9	154.9	159.9
2-Jul-08	149.9	154.9	159.9
18-Jun-08	149.9	154.9	159.9
4-Jun-08	149.9	159.9	159.9
May '08	147.4	153.9	153.9
Apr '09	132.4	139.4	143.9
Mar '08	124.5	131.4	134.0
Feb '08	119.9	129.9	121.9
Jan '08	119.9	124.9	121.9
Dec '07	119.9	127.4	120.9
Nov '07	115.0	124.9	117.9
Oct '07	121.3	127.4	116.4
Sep '07	124.2	129.9	114.9
Aug '07	124.9	129.9	114.9
Jul '07	129.9	136.9	121.9
Jun '07	129.9	136.9	121.9
May '07	124.9	134.9	121.9
Apr '07	115.9	125.9	121.9
Mar '07	110.9	120.9	118.4
Feb '07	105.9	115.9	114.9
Jan '07	105.6	125.2	114.9

	Destruction Bay Self-serve			Full-serve
	regular	premium	diesel	propane
17-Jun-09	116.9	121.9	107.9	155.9
3-Jun-09	110.9	115.9	103.9	155.9
20-May-09	110.9	115.9	103.9	155.9
6-May-09	105.9	110.9	103.9	155.9
22-Apr-09	105.9	110.9	107.9	155.9
8-Apr-09	105.9	110.9	107.9	155.9
25-Mar-09	105.9	110.9	107.9	155.9
11-Mar-09	105.9	110.9	107.9	155.9
25-Feb-09	105.9	109.9	113.9	155.9
11-Feb-09	98.9	103.9	113.9	155.9
28-Jan-09	92.9	97.9	113.9	155.9
14-Jan-09	92.9	97.9	113.9	155.9
31-Dec-08	92.9	97.9	113.9	155.9
17-Dec-08	96.9	101.9	118.9	155.9
3-Dec-08	101.9	106.9	123.9	155.9
19-Nov-08	112.9	117.9	132.9	155.9
5-Nov-08	120.9	125.9	136.9	155.9
22-Oct-08	128.9	133.9	142.9	160.0
8-Oct-08	136.9	141.9	146.9	160.0
24-Sep-08	146.9	151.9	146.9	155.9
10-Sep-08	146.9	151.9	152.9	106.9
27-Aug-08	146.9	151.9	152.9	106.9
13-Aug-08	146.9	151.9	152.9	106.9
30-Jul-08	149.9	154.9	160.9	110.0
16-Jul-08	141.9	156.9	162.9	110.0
2-Jul-08	151.9	156.9	160.9	106.9
18-Jun-08	151.9	156.9	156.9	106.9
4-Jun-08	144.9	149.9	156.9	106.9
May '08	147.0	149.0	150.5	106.9
Apr '09	131.4	138.9	139.9	106.9
Mar '08	130.9	135.9	131.9	106.9
Feb '08	125.9	130.9	123.9	106.9
Jan '08	125.9	130.9	123.9	106.9
Dec '07	125.9	130.9	123.9	106.9
Nov '07	125.9	130.9	119.9	106.9
Oct '07	125.9	130.9	119.9	106.9
Sep '07	125.9	130.9	119.9	106.9
Aug '07	125.9	130.9	119.9	106.9
Jul '07	125.9	130.9	119.9	106.9
Jun '07	125.9	130.9	119.9	106.9
May '07	122.9	130.4	119.9	108.4
Apr '07	117.4	126.4	119.9	109.9
Mar '07	112.4	121.4	113.4	108.4
Feb '07	109.9	119.9	111.9	106.9
Jan '07	109.9	117.9	118.9	106.9

Retail Motor Fuel Prices — Other Yukon Communities

Pelly Crossing Self-serve			Ross River Self-serve			Tagish Self-serve				Full-serve
	regular	diesel		regular	diesel	regular	premium	diesel	propane	
17-Jun-09	129.9	119.9	17-Jun-09	117.0	116.0	17-Jun-09	109.8	116.8	105.8	98.0
3-Jun-09	124.9	114.9	3-Jun-09	113.5	116.0	3-Jun-09	106.9	108.8	112.4	98.0
20-May-09	114.9	114.9	20-May-09	109.5	124.9	20-May-09	104.4	106.8	111.9	98.0
6-May-09	114.9	114.9	6-May-09	107.5	129.9	6-May-09	104.4	106.8	111.9	98.0
22-Apr-09	114.9	114.9	22-Apr-09	107.5	129.5	22-Apr-09	104.4	106.8	112.4	98.0
8-Apr-09	114.9	114.9	8-Apr-09	107.5	129.5	8-Apr-09	104.4	106.8	112.4	98.0
25-Mar-09	109.9	119.9	25-Mar-09	107.5	129.5	25-Mar-09	104.4	106.8	112.4	98.0
11-Mar-09	109.9	119.9	11-Mar-09	103.4	126.4	11-Mar-09	104.4	106.8	112.4	98.0
25-Feb-09	109.9	119.9	25-Feb-09	103.4	126.4	25-Feb-09	104.4	106.8	112.4	98.0
11-Feb-09	109.9	119.9	11-Feb-09	107.9	139.9	11-Feb-09	99.9	99.8	116.4	98.0
28-Jan-09	102.9	119.9	28-Jan-09	121.9	169.9	28-Jan-09	99.9	99.8	116.4	98.0
14-Jan-09	102.9	119.9	14-Jan-09	121.9	169.9	14-Jan-09	99.9	99.8	116.4	98.0
31-Dec-08	102.9	119.9	31-Dec-08	121.9	169.9	31-Dec-08	89.9	99.8	107.8	98.0
17-Dec-08	115.9	137.9	17-Dec-08	121.9	169.9	17-Dec-08	97.9	99.8	118.4	106.0
3-Dec-08	115.9	137.9	3-Dec-08	121.9	169.9	3-Dec-08	106.9	114.8	122.9	106.0
19-Nov-08	126.9	149.0	19-Nov-08	145.9	169.9	19-Nov-08	117.2	136.8	132.4	106.0
5-Nov-08	139.0	149.0	5-Nov-08	145.9	169.9	5-Nov-08	122.4	136.8	139.4	106.0
22-Oct-08	147.9	159.9	22-Oct-08	161.9	169.9	22-Oct-08	130.9	136.8	146.4	106.0
8-Oct-08	153.9	164.9	8-Oct-08	161.9	169.9	8-Oct-08	136.9	146.8	144.9	106.0
24-Sep-08	159.9	164.9	24-Sep-08	161.9	169.9	24-Sep-08	141.4	146.8	149.9	106.0
10-Sep-08	159.9	164.9	10-Sep-08	161.9	169.9	10-Sep-08	140.9	149.8	146.4	106.0
27-Aug-08	159.9	174.9	27-Aug-08	161.9	169.9	27-Aug-08	142.9	149.8	149.4	106.0
13-Aug-08	159.9	174.9	13-Aug-08	161.9	169.9	13-Aug-08	145.9	149.8	153.4	106.0
30-Jul-08	159.9	174.9	30-Jul-08	161.9	169.9	30-Jul-08	147.4	154.8	155.9	106.0
16-Jul-08	159.9	169.9	16-Jul-08	161.9	169.9	16-Jul-08	148.4	154.8	155.9	106.0
2-Jul-08	159.9	169.9	2-Jul-08	161.9	169.9	2-Jul-08	148.4	154.8	155.9	106.0
18-Jun-08	154.9	169.9	18-Jun-08	N/A	N/A	18-Jun-08	148.4	154.8	155.9	106.0
4-Jun-08	149.9	159.9	4-Jun-08	147.9	156.9	4-Jun-08	142.9	146.8	148.9	106.0
May '08	144.9	154.9	May '08	147.9	156.9	May '08	140.4	141.3	145.9	106.0
Apr '09	139.9	149.9	Apr '09	139.4	151.9	Apr '09	126.4	132.3	136.4	101.0
Mar '08	129.9	139.9	Mar '08	135.9	151.9	Mar '08	122.9	127.8	127.4	96.0
Feb '08	129.9	139.9	Feb '08	128.9	132.9	Feb '08	120.4	127.8	122.4	96.0
Jan '08	129.9	143.2	Jan '08	128.9	132.9	Jan '08	121.7	127.8	124.2	88.3
Dec '07	129.9	132.9	Dec '07	129.9	132.9	Dec '07	122.4	127.8	125.9	85.0
Nov '07	129.9	124.9	Nov '07	128.9	132.9	Nov '07	124.9	N/A	118.9	89.0
Oct '07	129.9	124.9	Oct '07	128.9	132.9	Oct '07	121.4	127.8	115.9	85.0
Sep '07	129.9	124.9	Sep '07	128.9	127.9	Sep '07	122.4	127.8	115.9	85.0
Aug '07	129.9	125.6	Aug '07	128.9	121.9	Aug '07	121.7	127.8	115.4	85.0
Jul '07	129.9	124.9	Jul '07	128.9	121.9	Jul '07	121.4	127.8	114.4	85.0
Jun '07	129.9	124.9	Jun '07	123.9	113.9	Jun '07	120.7	127.8	113.9	85.0
May '07	129.9	124.9	May '07	123.9	113.9	May '07	115.4	122.3	114.4	85.0
Apr '07	119.9	124.9	Apr '07	119.9	124.9	Apr '07	111.4	116.8	112.9	85.0
Mar '07	111.4	124.9	Mar '07	119.9	124.9	Mar '07	107.4	108.8	110.9	85.0
Feb '07	108.9	124.9	Feb '07	119.9	124.9	Feb '07	104.4	104.8	110.2	85.0
Jan '07	116.9	129.9	Jan '07	119.9	124.9	Jan '07	105.2	104.8	113.7	85.0

Residential Fuel Prices in the Yukon

Average prices as of June 17th, 2009

	Residential Heating Fuels		
	Furnace Oil	Arctic Stove Oil	Propane (500-gallon tank cost)
Whitehorse	93.6	96.6	80.7
Carmacks	89.6	93.2	93.2
Dawson City	94.8	96.6	93.2
Faro	89.8	93.5	93.2
Haines Junction	90.9	92.7	91.1
Mayo	99.9	103.5	93.2
Ross River ¹	90.8	94.5	93.2
Teslin	89.6	93.2	91.1
Watson Lake	92.0	98.2	91.1

¹Ross River was included in the Residential Fuel portion of the Fuel Survey effective November 19th, 2008.

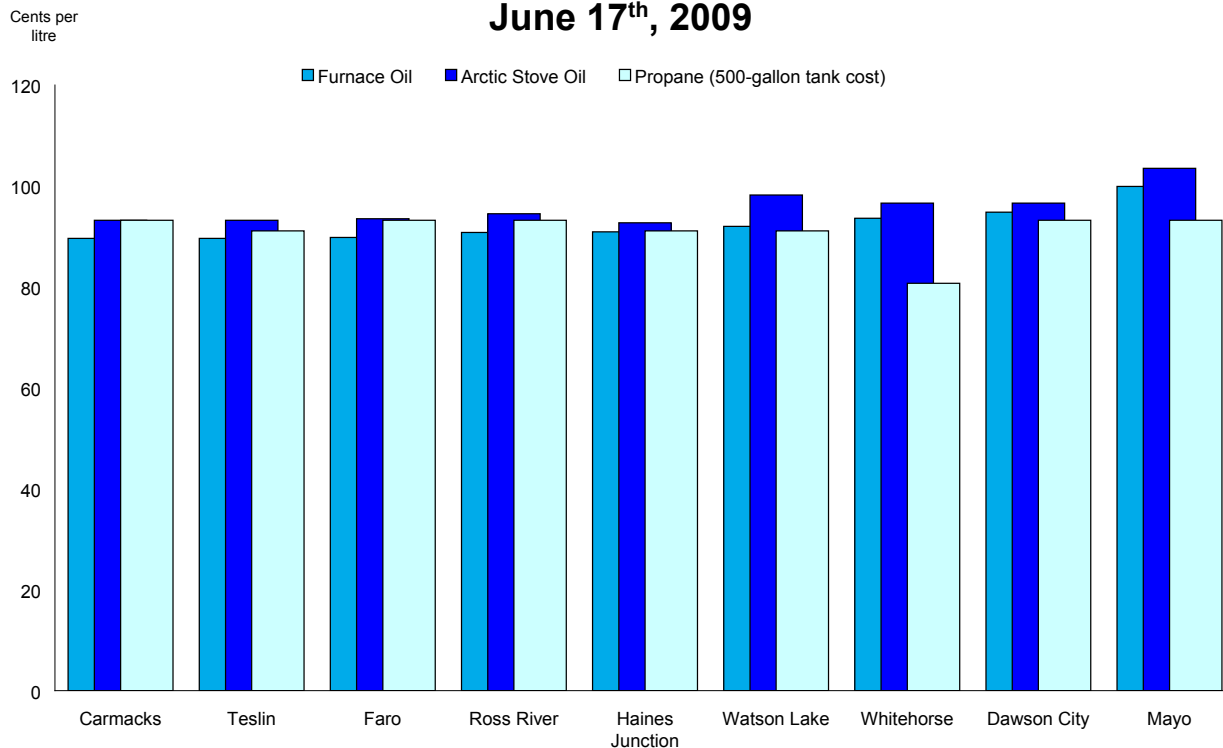
Note: All prices are Canadian cents per litre, including all applicable taxes.

"-" Indicates this service was not available in this community at this time.

Average prices for residential furnace oil in the Yukon range from 89.6¢ per litre in Teslin and Carmacks to 99.9¢ per litre in Mayo. The price of arctic stove oil varies from 92.7¢ per litre in Haines Junction to 103.5¢ per litre in Mayo. Whitehorse had the lowest propane price at 80.7¢ per litre, while Carmacks, Dawson City, Faro, Mayo and Ross River had the highest at 93.2¢ per litre.

Price discounts may apply to seniors, members of unions or service groups, or for quick payment. Ask your fuel supplier for details.

Average Residential Heating Fuel Prices June 17th, 2009



Residential Heating Fuel Prices — Whitehorse

	Furnace Oil	Arctic Stove Oil	Propane (500-gallon tank cost)
17-Jun-09	93.6	96.6	80.7
3-Jun-09	86.8	90.6	80.7
20-May-09	87.0	90.3	79.7
6-May-09	84.4	87.6	79.7
22-Apr-09	88.1	91.6	82.8
8-Apr-09	87.8	91.4	85.4
25-Mar-09	86.5	90.3	88.1
11-Mar-09	86.0	89.6	94.9
25-Feb-09	86.8	90.4	94.9
11-Feb-09	94.4	98.1	94.9
28-Jan-09	94.9	99.6	93.5
14-Jan-09	95.4	99.1	91.4
31-Dec-08	94.0	95.4	89.3
17-Dec-08	97.0	100.2	89.3
3-Dec-08	107.0	110.5	87.8
19-Nov-08	115.9	119.6	91.2
5-Nov-08	124.7	128.0	93.2
22-Oct-08	129.8	133.1	94.9
8-Oct-08	133.7	137.0	94.9
24-Sep-08	131.2	134.6	97.6
10-Sep-08	134.4	138.0	96.5
27-Aug-08	133.6	137.0	97.0
13-Aug-08	137.8	141.0	97.0
30-Jul-08	138.7	142.1	97.0
16-Jul-08	145.5	149.0	98.1
2-Jul-08	142.6	145.8	99.0
18-Jun-08	141.1	144.2	99.0
4-Jun-08	137.7	140.6	96.4
May '08	130.6	133.8	94.5
April '08	125.2	128.6	92.6
March '08	118.6	121.7	90.0
February '08	109.9	113.0	87.4
January '08	110.6	113.8	85.1
December '07	113.0	116.2	80.5
November '07	106.5	109.6	77.3
October '07	99.8	103.2	73.8
September '07	99.0	102.3	73.0
August '07	97.9	101.6	72.1
July '07	95.5	99.2	70.7
June '07	95.8	99.2	70.4
May '07	97.3	100.4	70.4
April '07	99.8	103.0	69.6
March '07	98.0	101.1	68.8
February '07	96.4	99.4	68.8
January '07	98.0	101.1	67.0

12

Residential Heating Fuel Prices — Carmacks

	Furnace Oil	Arctic Stove Oil	Propane (500-gallon tank cost)
17-Jun-09	89.6	93.2	93.2
3-Jun-09	89.6	93.2	93.2
20-May-09	89.6	93.2	93.2
6-May-09	89.6	93.2	93.2
22-Apr-09	89.6	93.2	95.3
8-Apr-09	89.6	93.2	95.3
25-Mar-09	89.5	93.2	95.3
11-Mar-09	89.5	93.2	103.7
25-Feb-09	93.2	96.9	103.7
11-Feb-09	99.1	102.7	103.7
28-Jan-09	99.1	102.7	98.0
14-Jan-09	99.1	102.7	93.8
31-Dec-08	99.1	102.7	93.8
17-Dec-08	103.2	106.9	93.8
3-Dec-08	110.5	114.2	93.8
19-Nov-08	123.1	126.8	98.0
5-Nov-08	130.0	133.6	101.1
22-Oct-08	135.8	138.9	105.3
8-Oct-08	135.8	138.9	105.3
24-Sep-08	135.8	138.9	110.5
10-Sep-08	137.3	140.7	111.6
27-Aug-08	137.3	140.7	112.6
13-Aug-08	148.9	152.1	112.6
30-Jul-08	148.9	152.1	112.6
16-Jul-08	144.7	155.4	112.6
2-Jul-08	144.7	155.4	108.2
18-Jun-08	142.5	145.7	108.2
4-Jun-08	142.5	145.7	108.2
May '08	131.1	134.2	108.2
April '08	127.9	131.1	108.2
March '08	120.6	123.7	102.9
February '08	113.2	116.3	97.7
January '08	116.3	119.5	94.8
December '07	117.4	120.6	93.3
November '07	106.9	110.1	89.0
October '07	102.6	105.8	89.0
September '07	102.6	105.8	87.4
August '07	102.6	105.8	85.4
July '07	102.6	105.8	84.4
June '07	102.6	105.8	83.8
May '07	101.5	104.7	83.8
April '07	101.5	104.7	82.7
March '07	101.5	104.7	81.5
February '07	101.5	104.7	81.5
January '07	102.6	110.4	78.1

13

Residential Heating Fuel Prices — Dawson City

	Furnace Oil	Arctic Stove Oil	Propane (500-gallon tank cost)
17-Jun-09	94.8	96.6	93.2
3-Jun-09	94.8	96.6	93.2
20-May-09	94.8	96.6	93.2
6-May-09	94.8	96.6	93.2
22-Apr-09	94.8	96.6	95.3
8-Apr-09	94.8	96.6	95.3
25-Mar-09	94.8	96.6	95.3
11-Mar-09	94.8	96.6	103.7
25-Feb-09	96.6	98.5	103.7
11-Feb-09	101.6	103.4	103.7
28-Jan-09	101.6	103.4	98.0
14-Jan-09	101.6	103.4	93.8
31-Dec-08	104.7	106.6	93.8
17-Dec-08	109.5	111.3	93.8
3-Dec-08	121.0	122.8	93.8
19-Nov-08	131.5	133.3	98.0
5-Nov-08	137.6	139.4	101.1
22-Oct-08	140.5	142.0	105.3
8-Oct-08	141.0	144.6	105.3
24-Sep-08	141.0	144.6	110.5
10-Sep-08	142.2	145.9	111.6
27-Aug-08	142.2	145.9	112.6
13-Aug-08	147.5	151.2	112.6
30-Jul-08	153.3	157.0	112.6
16-Jul-08	151.2	154.9	112.6
2-Jul-08	149.1	152.3	108.2
18-Jun-08	150.2	151.2	108.2
4-Jun-08	150.2	151.2	108.2
May '08	138.6	143.6	108.2
April '08	131.6	133.6	108.2
March '08	123.4	124.1	102.9
February '08	116.3	119.4	97.7
January '08	116.9	119.6	94.8
December '07	116.3	120.0	93.3
November '07	115.1	118.8	91.2
October '07	114.0	117.7	91.2
September '07	114.0	117.7	89.6
August '07	114.0	117.7	87.9
July '07	114.6	117.7	87.4
June '07	114.0	117.7	86.8
May '07	113.5	117.2	86.8
April '07	113.5	117.2	85.2
March '07	112.4	116.1	83.6
February '07	111.4	115.1	83.6
January '07	110.6	113.8	80.3

14

Residential Heating Fuel Prices — Faro

	Furnace Oil	Arctic Stove Oil	Propane (500-gallon tank cost)
17-Jun-09	89.8	93.5	93.2
3-Jun-09	89.8	93.5	93.2
20-May-09	89.8	93.5	93.2
6-May-09	89.8	93.5	93.2
22-Apr-09	89.8	93.5	95.3
8-Apr-09	89.8	93.5	95.3
25-Mar-09	89.7	93.4	95.3
11-Mar-09	89.7	93.4	103.7
25-Feb-09	93.4	97.2	103.7
11-Feb-09	99.3	102.9	103.7
28-Jan-09	99.3	102.9	98.0
14-Jan-09	99.3	102.9	93.8
31-Dec-08	99.3	102.9	93.8
17-Dec-08	103.4	107.1	93.8
3-Dec-08	110.7	114.4	93.8
19-Nov-08	123.4	127.1	98.0
5-Nov-08	130.2	133.9	101.1
22-Oct-08	136.0	139.2	105.3
8-Oct-08	136.0	139.2	105.3
24-Sep-08	136.0	139.2	110.5
10-Sep-08	138.6	141.8	111.6
27-Aug-08	138.6	141.8	112.6
13-Aug-08	149.1	152.3	112.6
30-Jul-08	149.1	152.3	112.6
16-Jul-08	144.9	148.1	112.6
2-Jul-08	144.9	148.1	108.2
18-Jun-08	142.8	145.9	108.2
4-Jun-08	142.8	145.9	108.2
May '08	131.3	134.4	108.2
April '08	128.1	131.3	108.2
March '08	120.8	123.9	102.9
February '08	113.5	116.1	97.7
January '08	116.6	119.7	94.8
December '07	117.7	120.8	93.3
November '07	107.5	110.3	91.2
October '07	102.8	106.0	91.2
September '07	102.8	106.0	89.6
August '07	102.8	106.0	87.9
July '07	102.8	106.0	87.4
June '07	102.8	106.0	86.8
May '07	101.8	104.9	86.8
April '07	101.8	104.9	85.2
March '07	101.8	104.9	83.6
February '07	101.8	104.9	83.6
January '07	103.2	107.1	80.3

15

Residential Heating Fuel Prices — Haines Junction

	Furnace Oil	Arctic Stove Oil	Propane (500-gallon tank cost)
17-Jun-09	90.9	92.7	91.1
3-Jun-09	88.0	89.8	91.1
20-May-09	86.7	90.4	91.1
6-May-09	85.9	87.7	91.1
22-Apr-09	88.0	89.8	93.2
8-Apr-09	88.0	89.8	93.2
25-Mar-09	86.4	88.3	93.2
11-Mar-09	80.6	82.5	101.6
25-Feb-09	86.7	88.6	101.6
11-Feb-09	90.3	92.2	101.6
28-Jan-09	93.5	95.3	95.9
14-Jan-09	95.3	97.2	91.6
31-Dec-08	92.7	94.6	91.6
17-Dec-08	96.9	98.8	91.6
3-Dec-08	106.1	108.0	91.6
19-Nov-08	117.9	119.8	95.9
5-Nov-08	121.3	123.1	101.1
22-Oct-08	125.8	127.4	103.2
8-Oct-08	129.8	134.8	103.2
24-Sep-08	129.0	133.2	108.5
10-Sep-08	131.1	135.7	109.6
27-Aug-08	130.6	134.2	110.5
13-Aug-08	139.2	141.5	110.5
30-Jul-08	146.3	145.1	110.5
16-Jul-08	144.1	149.4	110.5
2-Jul-08	140.0	144.4	106.1
18-Jun-08	138.9	143.3	106.1
4-Jun-08	137.9	140.2	106.1
May '08	129.9	133.3	106.1
April '08	125.9	130.3	106.1
March '08	116.3	121.8	100.8
February '08	108.0	112.2	95.6
January '08	112.3	113.8	92.8
December '07	114.2	118.1	91.2
November '07	106.4	111.2	89.0
October '07	100.1	99.6	86.5
September '07	98.9	101.6	87.4
August '07	97.7	100.7	85.8
July '07	96.9	99.8	85.3
June '07	96.5	98.4	84.7
May '07	96.8	99.5	84.7
April '07	98.5	101.4	83.1
March '07	97.6	101.4	81.5
February '07	96.0	98.5	81.5
January '07	98.7	102.2	78.1

16

Residential Heating Fuel Prices — Mayo

	Furnace Oil	Arctic Stove Oil	Propane (500-gallon tank cost)
17-Jun-09	99.9	103.5	93.2
3-Jun-09	99.9	103.5	93.2
20-May-09	99.9	109.5	93.2
6-May-09	99.9	109.5	93.2
22-Apr-09	99.9	109.5	95.3
8-Apr-09	99.9	109.5	95.3
25-Mar-09	99.8	106.9	95.3
11-Mar-09	99.8	106.9	103.7
25-Feb-09	103.5	108.8	103.7
11-Feb-09	109.3	111.6	103.7
28-Jan-09	109.3	115.8	98.0
14-Jan-09	109.3	115.8	93.8
31-Dec-08	109.3	115.8	93.8
17-Dec-08	113.5	126.8	93.8
3-Dec-08	120.8	130.6	93.8
19-Nov-08	136.4	139.5	98.0
5-Nov-08	140.3	142.8	101.1
22-Oct-08	146.0	148.1	105.3
8-Oct-08	146.0	153.3	105.3
24-Sep-08	146.0	153.3	110.5
10-Sep-08	148.7	151.9	111.6
27-Aug-08	148.7	151.9	112.6
13-Aug-08	159.2	162.4	112.6
30-Jul-08	159.2	162.4	112.6
16-Jul-08	155.0	158.1	112.6
2-Jul-08	155.0	158.1	108.2
18-Jun-08	152.8	150.6	108.2
4-Jun-08	152.8	145.1	108.2
May '08	137.0	139.9	108.2
April '08	130.0	136.2	108.2
March '08	125.3	126.2	102.9
February '08	123.2	124.8	97.7
January '08	126.6	127.0	94.8
December '07	127.8	126.0	93.3
November '07	117.3	118.5	91.2
October '07	113.0	115.1	91.2
September '07	114.5	114.5	89.6
August '07	113.7	115.0	87.9
July '07	114.3	115.0	87.4
June '07	113.0	113.9	86.8
May '07	111.5	112.6	86.8
April '07	111.5	112.8	85.2
March '07	111.3	112.3	83.6
February '07	111.5	112.6	83.6
January '07	110.8	112.1	80.3

17 Residential Heating Fuel Prices — Ross River

	Furnace Oil	Arctic Stove Oil	Propane (500-gallon tank cost)
17-Jun-09	90.8	94.5	93.2
3-Jun-09	90.8	94.5	93.2
20-May-09	90.8	94.5	93.2
6-May-09	90.8	94.5	93.2
22-Apr-09	90.8	94.5	95.3
8-Apr-09	90.8	94.5	95.3
25-Mar-09	90.8	94.5	95.3
11-Mar-09	90.8	94.5	103.7
25-Feb-09	94.5	98.2	103.7
11-Feb-09	100.2	103.9	103.7
28-Jan-09	100.2	103.9	-
14-Jan-09	100.2	103.9	-
31-Dec-08	100.2	103.9	-
17-Dec-08	104.5	108.2	-
3-Dec-08	111.8	115.5	-
19-Nov-08	124.4	128.1	-

18

Residential Heating Fuel Prices — Teslin

	Furnace Oil	Arctic Stove Oil	Propane (500-gallon tank cost)
17-Jun-09	89.6	93.2	91.1
3-Jun-09	89.6	93.2	91.1
20-May-09	89.6	89.7	91.1
6-May-09	89.6	88.6	91.1
22-Apr-09	89.6	88.6	93.2
8-Apr-09	89.6	90.2	93.2
25-Mar-09	89.5	88.1	93.2
11-Mar-09	89.5	88.1	101.6
25-Feb-09	93.2	92.5	101.6
11-Feb-09	99.1	98.1	101.6
28-Jan-09	99.1	98.1	95.9
14-Jan-09	96.2	98.1	91.6
31-Dec-08	96.2	98.1	91.6
17-Dec-08	104.1	106.0	91.6
3-Dec-08	110.5	118.0	91.6
19-Nov-08	123.1	124.3	95.9
5-Nov-08	130.0	129.3	101.1
22-Oct-08	135.8	138.9	103.2
8-Oct-08	135.8	136.1	103.2
24-Sep-08	135.8	138.9	108.5
10-Sep-08	137.3	141.6	109.6
27-Aug-08	137.3	141.6	110.5
13-Aug-08	148.9	152.1	110.5
30-Jul-08	148.9	152.1	110.5
16-Jul-08	144.7	147.8	110.5
2-Jul-08	144.7	147.8	106.1
18-Jun-08	142.5	145.7	106.1
4-Jun-08	142.5	145.7	106.1
May '08	131.1	132.4	106.1
April '08	127.9	128.0	106.1
March '08	120.6	118.3	100.8
February '08	113.2	113.3	95.6
January '08	116.0	117.1	92.8
December '07	117.4	118.0	91.2
November '07	106.9	108.5	89.0
October '07	102.6	105.8	89.0
September '07	102.6	104.8	87.4
August '07	102.6	105.1	85.8
July '07	102.6	105.8	85.3
June '07	102.6	105.8	84.7
May '07	101.5	104.7	84.7
April '07	101.5	103.5	83.1
March '07	101.5	102.7	81.5
February '07	101.5	102.2	81.5
January '07	103.3	101.8	78.1

19

Residential Heating Fuel Prices — Watson Lake

	Furnace Oil	Arctic Stove Oil	Propane (500-gallon tank cost)
17-Jun-09	92.0	98.2	91.1
3-Jun-09	90.6	93.5	91.1
20-May-09	87.4	90.8	91.1
6-May-09	87.4	90.8	91.1
22-Apr-09	89.5	92.9	93.2
8-Apr-09	89.5	92.9	93.2
25-Mar-09	89.5	92.9	93.2
11-Mar-09	89.5	92.9	101.6
25-Feb-09	91.3	94.8	101.6
11-Feb-09	98.2	101.8	101.6
28-Jan-09	95.3	98.2	95.9
14-Jan-09	95.3	97.7	91.6

31-Dec-08	95.3	97.2	91.6
17-Dec-08	97.4	100.2	91.6
3-Dec-08	103.7	107.7	91.6
19-Nov-08	113.6	117.6	95.9
5-Nov-08	120.3	124.7	101.1
22-Oct-08	130.2	133.8	103.2
8-Oct-08	132.7	136.4	103.2
24-Sep-08	130.6	134.3	108.5
10-Sep-08	133.2	137.0	109.6
27-Aug-08	133.5	137.8	110.5
13-Aug-08	141.5	145.1	110.5
30-Jul-08	145.0	148.8	110.5
16-Jul-08	148.0	151.8	110.5
2-Jul-08	145.2	149.1	106.1
18-Jun-08	143.7	147.5	106.1
4-Jun-08	142.3	146.1	106.1

	Furnace Oil	Arctic Stove Oil	Propane (500-gallon tank cost)
May '08	134.9	138.6	106.1
April '08	130.1	133.5	106.1
March '08	124.8	128.5	100.8
February '08	114.4	118.2	95.6
January '08	114.0	117.9	92.8

December '07	117.9	121.7	91.2
November '07	107.3	111.1	89.0
October '07	101.4	105.5	89.0
September '07	100.9	104.7	87.4
August '07	99.9	103.0	85.8
July '07	98.5	102.2	85.3
June '07	98.6	101.9	84.7
May '07	98.5	101.8	84.7
April '07	99.7	103.0	83.1
March '07	100.8	104.1	81.5
February '07	98.5	101.4	81.5
January '07	100.4	103.6	78.1

Information collected by The Yukon Bureau of Statistics for the Department of Economic Development.

Next release: July 29th, 2009



Additional information:
The Yukon Government
Executive Council Office
Bureau of Statistics (A-8C)
Box 2703, Whitehorse, Yukon Y1A 2C6
Telephone: (867) 667-5640; Fax: (867) 393-6203
email: ybsinfo@gov.yk.ca
website: <http://www.eco.gov.yk.ca/stats/>