



### Retail Motor Fuel Prices in Yukon

Average Prices as of March 18<sup>th</sup>, 2015

	Self-serve			% Change March 19, 2014 to March 18, 2015		
	regular	premium	diesel	regular	premium	diesel
Whitehorse	105.1	113.8	128.8	-22.9%	-22.0%	-13.4%
Beaver Creek	142.9	165.9	169.9	-15.9%	-9.3%	-10.5%
Carcross	114.9	-	144.9	-23.3%	-	-6.5%
Carmacks	116.9	126.9	139.9	-18.8%	-17.5%	-20.0%
Dawson City	123.7	130.2	157.4	-17.9%	-17.4%	-5.7%
Destruction Bay	123.9	133.9	138.9	-20.0%	-18.8%	-19.7%
Eagle Plains	150.0	-	160.0	-13.7%	-	-8.6%
Faro	118.9	-	141.9	-18.5%	-	-19.8%
Haines Junction	108.4	116.9	131.9	-22.5%	-20.4%	-14.8%
Mayo	110.9	-	139.9	n/a	-	n/a
Pelly Crossing	124.9	-	157.9	-16.7%	-	-7.1%
Ross River	117.9	-	129.9	-19.7%	-	-23.5%
Stewart Crossing	123.0	129.0	148.0	-20.6%	-17.8%	-8.0%
Tagish	111.4	124.8	134.4	-20.9%	-15.0%	-11.2%
Teslin	113.9	123.9	132.9	-19.7%	-19.0%	-13.1%
Watson Lake	108.4	118.4	116.7	-24.7%	-21.0%	-28.4%

As of March 18<sup>th</sup>, 2015, average **regular self-serve** motor fuel prices ranged from 105.1¢ per litre in Whitehorse to 150.0¢ per litre in Eagle Plains; a difference of 44.9¢. In communities offering **premium self-serve** motor fuel, prices ranged from 113.8¢ in Whitehorse to 165.9¢ in Beaver Creek; a difference of 52.1¢. **Diesel self-serve** prices ranged from 116.7¢ in Watson Lake to 169.9¢ in Beaver Creek; a difference of 53.2¢ per litre.

Comparing March 18<sup>th</sup>, 2015 to March 19<sup>th</sup>, 2014, **regular self-serve** motor fuel prices decreased in all Yukon communities, ranging from -13.7% in Eagle Plains to -24.7% in Watson Lake. **Premium self-serve** prices decreased in all Yukon communities. **Diesel self-serve** prices also decreased in all Yukon communities, ranging from -5.7% in Dawson City to -28.4% in Watson Lake.

	Full-serve				% Change March 19, 2014 to March 18, 2015			
	regular	premium	diesel	propane	regular	premium	diesel	propane
Whitehorse	108.2	124.2	132.4	97.9	-20.6%	-16.3%	-14.2%	-18.6%
Burwash Landing	-	-	-	-	-	-	-	-
Dawson City	-	-	-	135.0	-	-	-	3.8%
Destruction Bay	-	-	-	126.7	-	-	-	-12.0%
Eagle Plains	-	-	-	145.0	-	-	-	2.9%
Haines Junction	-	-	-	114.9	-	-	-	9.4%
Mayo	117.9	-	142.9	-	n/a	-	n/a	-
Tagish	-	-	-	100.0	-	-	-	-25.9%
Teslin	-	-	-	110.0	-	-	-	-9.5%
Watson Lake	-	-	-	130.9	-	-	-	0.0%

In communities offering **full-serve propane** fuel services, prices ranged from 97.9¢ per litre in Whitehorse to 145.0¢ per litre in Eagle Plains; a difference of 47.1¢. The largest year-over-year increase in full-serve propane occurred in Haines Junction (9.4%), while the largest decrease occurred in Tagish (25.9%).

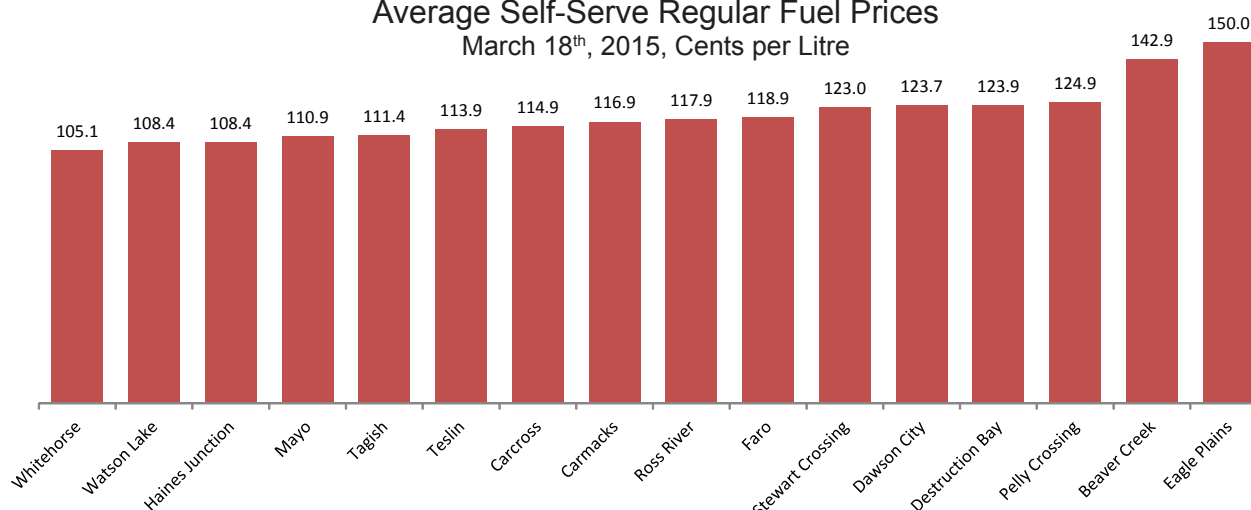
**Notes:**

All prices are Canadian cents per litre, including all applicable taxes.

"-" Indicates this service was not available in this community at this time.

"n/a" indicates this information was not available for the reporting period.

Average Self-Serve Regular Fuel Prices  
March 18<sup>th</sup>, 2015, Cents per Litre

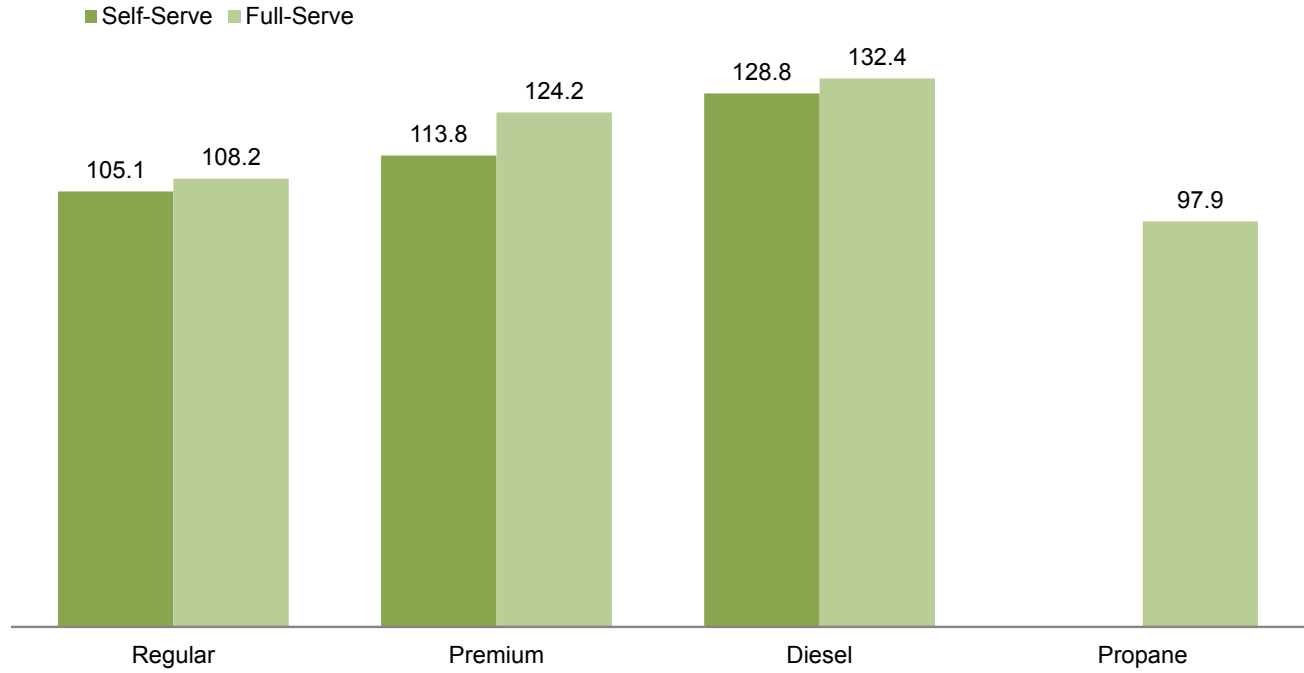


## Retail Motor Fuel Prices — Whitehorse

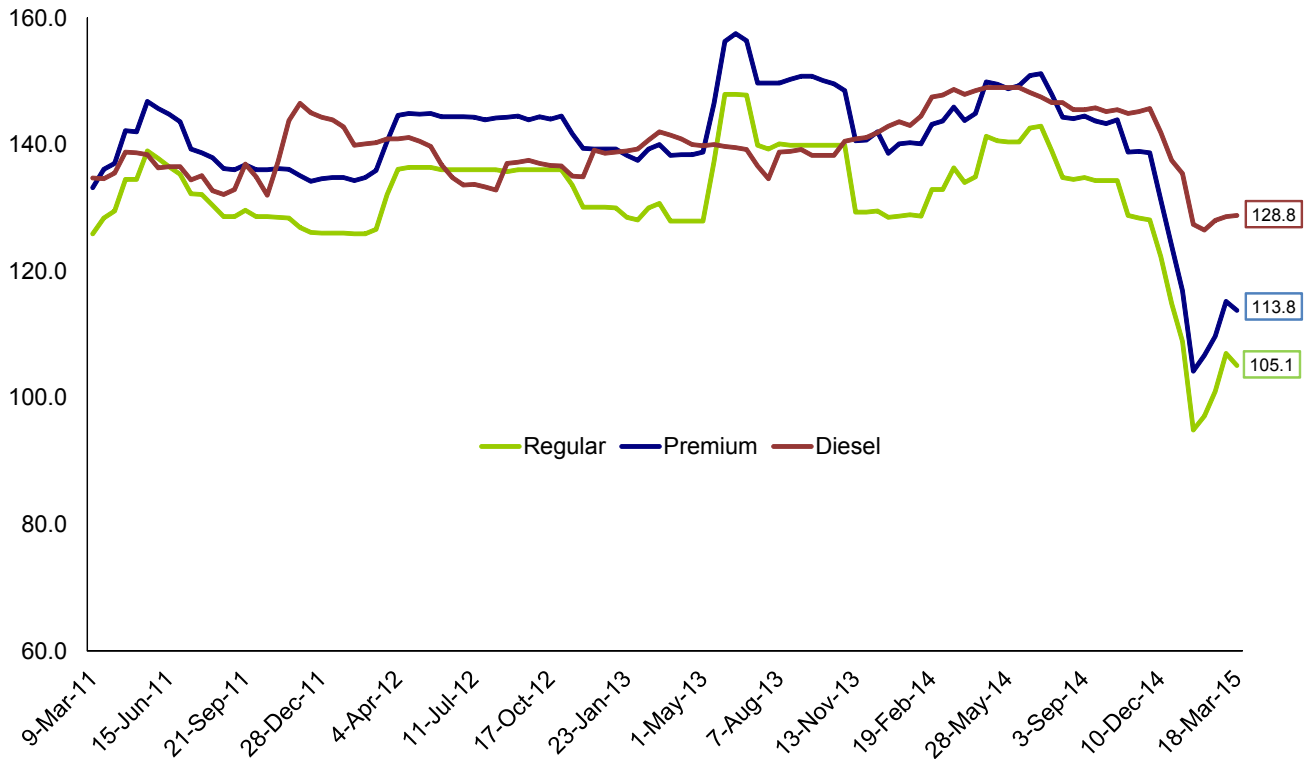
	Self-serve			Full-serve			
	regular	premium	diesel	regular	premium	diesel	propane
18-Mar-15	105.1	113.8	128.8	108.2	124.2	132.4	97.9
4-Mar-15	107.0	115.2	128.6	109.4	124.2	133.9	97.9
18-Feb-15	101.0	109.7	128.0	104.9	119.4	130.4	96.9
4-Feb-15	97.1	106.7	126.5	98.7	117.7	130.4	96.6
21-Jan-15	94.9	104.2	127.4	97.4	116.4	130.4	96.6
7-Jan-15	108.9	116.9	135.4	109.2	126.4	137.9	99.6
23-Dec-14	114.9	124.0	137.5	116.2	131.4	138.7	99.6
10-Dec-14	122.3	131.2	141.9	122.9	132.6	144.2	97.4
26-Nov-14	128.1	138.7	145.7	128.9	143.4	146.9	101.6
12-Nov-14	128.4	138.9	145.2	129.7	143.4	146.9	104.3
29-Oct-14	128.8	138.8	144.9	130.2	143.4	147.9	104.3
15-Oct-14	134.3	143.9	145.5	137.2	147.7	148.9	103.3
1-Oct-14	134.3	143.3	145.2	137.2	146.7	148.9	107.5
17-Sep-14	134.3	143.7	145.8	137.2	147.7	148.9	103.3
3-Sep-14	134.8	144.5	145.5	137.2	147.7	148.9	104.0
20-Aug-14	134.5	144.1	145.5	137.2	147.7	148.9	104.3
6-Aug-14	134.8	144.3	146.6	137.2	147.7	148.9	103.3
23-Jul-14	139.0	147.9	146.6	141.6	149.2	147.2	100.9
9-Jul-14	142.9	151.2	147.5	143.9	151.7	151.4	109.3
25-Jun-14	142.6	150.9	148.2	143.9	151.7	151.4	110.3
11-Jun-14	140.4	149.3	149.0	142.2	151.4	152.2	122.9
28-May-14	140.4	148.8	149.0	142.2	150.2	152.2	119.3
14-May-14	140.6	149.5	149.0	142.2	151.4	152.2	119.0
30-Apr-14	141.3	149.9	149.0	140.9	151.4	152.2	119.3
16-Apr-14	134.9	144.9	148.5	136.9	148.7	152.4	118.3
2-Apr-14	134.0	143.8	147.9	135.9	147.4	151.2	120.3
19-Mar-14	136.3	145.9	148.7	136.2	148.4	154.4	120.3
5-Mar-14	132.9	143.7	147.8	133.9	148.2	152.7	122.9
Feb '14	130.8	141.7	146.0	131.2	147.3	147.1	120.0
Jan '14	128.8	140.2	143.3	129.4	146.7	143.2	111.8
Dec '13	129.0	140.3	142.4	129.7	145.2	140.7	109.4
Nov '13	129.3	140.7	141.0	131.7	147.0	140.7	106.5
Oct '13	139.9	149.4	139.0	139.9	151.1	139.6	104.9
Sep '13	139.9	150.8	138.8	139.9	151.9	139.4	104.3
Aug '13	140.0	150.0	138.9	139.9	151.9	139.3	102.3
Jul '13	139.6	149.7	135.6	140.7	152.6	140.3	101.4
Jun '13	147.9	157.0	139.4	148.2	155.7	142.2	101.4
May '13	137.7	147.2	139.8	137.9	149.4	140.8	101.0
Apr '13	127.9	138.4	140.5	129.7	144.7	140.5	100.8
Mar '13	129.3	139.2	141.8	131.5	144.7	140.3	100.9
Feb '13	129.1	138.4	140.0	129.3	142.2	137.4	100.7
Jan '13	129.3	138.8	138.9	129.2	142.3	137.6	100.9
Dec '12	130.1	139.3	138.9	130.3	143.2	137.7	98.9
Nov '12	131.9	140.6	135.0	133.6	143.8	137.4	99.4
Oct '12	136.0	144.3	136.8	137.2	144.2	138.2	99.6
Sep '12	136.0	144.2	137.4	137.2	143.7	137.9	99.4
Aug '12	135.9	144.3	134.9	136.6	144.0	137.2	99.4
Jul '12	136.0	144.1	133.5	135.7	144.3	137.3	98.7
Jun '12	136.0	144.4	134.2	136.1	145.1	140.6	98.8
May '12	136.3	144.7	139.0	136.3	144.9	142.2	100.3
Apr '12	136.3	144.8	141.0	136.4	144.3	143.4	101.2
Mar '12	129.4	138.2	140.6	130.4	138.7	142.2	102.6

# Retail Motor Fuel Prices — Whitehorse

Average Fuel Prices, as of March 18<sup>th</sup>, 2015  
(cents per litre)



Average Self-Serve Bi-weekly Fuel Prices,  
March 2011 - March 2015  
(cents per litre)



## Retail Motor Fuel Prices - Beaver Creek & Burwash Landing

	Beaver Creek Self-serve		
	regular	premium	diesel
18-Mar-15	142.9	165.9	169.9
4-Mar-15	142.9	165.9	169.9
18-Feb-15	142.9	165.9	169.9
4-Feb-15	142.9	165.9	169.9
21-Jan-15	142.9	165.9	169.9
7-Jan-15	152.9	165.9	169.9
23-Dec-14	152.9	165.9	169.9
10-Dec-14	167.9	181.9	176.9
26-Nov-14	167.9	181.9	176.9
12-Nov-14	167.9	181.9	176.9
29-Oct-14	165.9	181.9	175.9
15-Oct-14	165.9	181.9	180.6
1-Oct-14	165.9	181.9	180.6
17-Sep-14	165.9	181.9	180.6
3-Sep-14	165.9	181.9	180.6
20-Aug-14	165.9	181.9	180.6
6-Aug-14	166.6	181.9	180.6
23-Jul-14	166.6	181.9	176.6
9-Jul-14	166.6	181.9	180.6
25-Jun-14	165.9	179.9	180.6
11-Jun-14	165.9	179.9	180.6
28-May-14	168.6	184.9	182.9
14-May-14	169.9	184.9	189.9
30-Apr-14	169.9	182.9	189.9
16-Apr-14	169.9	182.9	189.9
2-Apr-14	169.9	182.9	189.9
19-Mar-14	169.9	182.9	189.9
5-Mar-14	169.9	182.9	189.9
Feb '14	169.9	182.9	184.9
Jan '14	169.9	182.9	179.9
Dec '13	169.9	182.9	179.9
Nov '13	169.9	182.9	177.4
Oct '13	173.2	186.9	167.4
Sep '13	174.4	188.9	166.6
Aug '13	173.4	188.9	165.1
Jul '13	174.2	188.9	164.2
Jun '13	167.8	183.4	167.4
May '13	157.7	169.9	164.9
Apr '13	156.9	169.9	166.9
Mar '13	156.9	169.9	166.9
Feb '13	156.9	169.9	158.9
Jan '13	156.9	169.9	158.9
Dec '12	156.9	169.9	158.9
Nov '12	156.9	169.9	158.9
Oct '12	154.1	168.9	159.2
Sep '12	150.7	164.4	158.7
Aug '12	149.2	161.9	156.9
Jul '12	148.4	161.9	156.1
Jun '12	149.2	160.4	156.9
May '12	147.9	158.9	155.7
Apr '12	144.4	154.4	155.9
Mar '12	139.9	149.9	155.9

	Burwash Landing Full-serve	
	regular	diesel
18-Mar-15		
4-Mar-15		
18-Feb-15	-	-
4-Feb-15	-	-
21-Jan-15	-	-
7-Jan-15	-	-
23-Dec-14	-	-
10-Dec-14	-	-
26-Nov-14	-	-
12-Nov-14	-	-
29-Oct-14	-	-
15-Oct-14	-	-
1-Oct-14	-	-
17-Sep-14	-	-
3-Sep-14	-	-
20-Aug-14	-	-
6-Aug-14	-	-
23-Jul-14	-	-
9-Jul-14	-	-
25-Jun-14	-	-
11-Jun-14	-	-
28-May-14	-	-
14-May-14	-	-
30-Apr-14	-	-
16-Apr-14	-	-
2-Apr-14	-	-
19-Mar-14	-	-
5-Mar-14	-	-
Feb '14	-	-
Jan '14	-	-
Dec '13	-	-
Nov '13	-	-
Oct '13	149.9	149.9
Sep '13	149.9	149.9
Aug '13	149.9	149.9
Jul '13	164.9	149.9
Jun '13	165.4	149.9
May '13	165.9	149.9
Apr '13	-	-
Mar '13	-	-
Feb '13	-	-
Jan '13	-	-
Dec '12	-	-
Nov '12	-	-
Oct '12	<i>-closed for the season-</i>	
Sep '12	140.9	140.9
Aug '12	140.9	140.9
Jul '12	140.9	140.9
Jun '12	140.9	140.9
May '12	140.9	140.9
Apr '12	-	-
Mar '12	-	-

## Retail Motor Fuel Prices — Carcross & Carmacks

	Carcross Self-serve		
	regular	premium	diesel
18-Mar-15	114.9	-	144.9
4-Mar-15	114.9	-	139.9
18-Feb-15	109.9	-	139.9
4-Feb-15	109.9	-	139.9
21-Jan-15	109.9	-	139.9
7-Jan-15	124.9	-	149.9
23-Dec-14	129.9	-	149.9
10-Dec-14	134.9	-	154.9
26-Nov-14	139.9	-	154.9
12-Nov-14	139.9	-	154.9
29-Oct-14	139.9	-	154.9
15-Oct-14	149.9	-	154.9
1-Oct-14	149.9	-	154.9
17-Sep-14	149.9	-	154.9
3-Sep-14	149.9	-	159.9
20-Aug-14	149.9	-	154.9
6-Aug-14	153.9	-	159.9
23-Jul-14	153.9	-	159.9
9-Jul-14	153.9	-	159.9
25-Jun-14	153.9	-	159.9
11-Jun-14	153.9	-	159.9
28-May-14	153.9	-	159.9
14-May-14	153.9	-	159.9
30-Apr-14	153.9	-	159.9
16-Apr-14	149.9	-	159.9
2-Apr-14	149.9	-	159.9
19-Mar-14	149.9	-	154.9
5-Mar-14	149.9	-	159.9
Feb '14	147.4	-	157.4
Jan '14	144.9	-	154.9
Dec '13	149.9	-	154.9
Nov '13	149.9	-	154.9
Oct '13	149.9	-	151.6
Sep '13	152.4	-	149.9
Aug '13	154.9	-	149.9
Jul '13	154.9	-	149.9
Jun '13	154.9	-	149.9
May '13	146.9	-	145.9
Apr '13	139.9	-	145.9
Mar '13	139.9	-	145.9
Feb '13	139.9	-	145.9
Jan '13	139.9	-	145.9
Dec '12	139.9	-	145.9
Nov '12	139.9	-	145.9
Oct '12	n/a	-	n/a
Sep '12	n/a	-	n/a
Aug '12	n/a	-	n/a
Jul '12	n/a	-	n/a
Jun '12	159.0	-	159.0
May '12	152.3	-	159.0
Apr '12	149.0	-	159.0
Mar '12	147.0	-	159.0

	Carmacks Self-serve		
	regular	premium	diesel
18-Mar-15	116.9	126.9	139.9
4-Mar-15	116.9	126.9	139.9
18-Feb-15	112.9	122.9	134.9
4-Feb-15	99.9	109.9	134.9
21-Jan-15	99.9	109.9	134.9
7-Jan-15	119.9	129.9	147.9
23-Dec-14	119.9	129.9	147.9
10-Dec-14	132.9	142.9	152.9
26-Nov-14	139.9	149.9	149.9
12-Nov-14	139.9	149.9	149.9
29-Oct-14	134.9	154.9	158.9
15-Oct-14	146.9	158.4	158.9
1-Oct-14	146.9	158.4	158.9
17-Sep-14	146.9	161.9	167.9
3-Sep-14	146.9	161.9	167.9
20-Aug-14	146.9	161.9	167.9
6-Aug-14	153.9	161.9	167.9
23-Jul-14	153.9	161.9	167.9
9-Jul-14	153.9	161.9	167.9
25-Jun-14	153.9	161.9	167.9
11-Jun-14	153.9	161.9	167.9
28-May-14	153.9	161.9	167.9
14-May-14	153.9	159.9	167.9
30-Apr-14	153.9	163.9	167.9
16-Apr-14	147.9	157.9	167.9
2-Apr-14	147.9	157.9	167.9
19-Mar-14	143.9	153.9	174.9
5-Mar-14	143.9	153.9	174.9
Feb '14	139.9	149.9	170.4
Jan '14	139.9	149.9	163.9
Dec '13	139.9	149.9	158.9
Nov '13	144.9	154.9	159.9
Oct '13	148.2	159.9	153.2
Sep '13	149.9	159.9	147.4
Aug '13	148.7	160.2	147.4
Jul '13	149.9	159.9	147.4
Jun '13	159.9	167.4	148.7
May '13	148.2	157.2	145.4
Apr '13	139.9	149.9	151.9
Mar '13	139.9	149.9	153.9
Feb '13	137.9	148.9	151.9
Jan '13	139.9	149.9	151.4
Dec '12	139.9	149.9	145.9
Nov '12	144.9	154.9	145.9
Oct '12	149.9	157.6	147.2
Sep '12	148.9	156.9	147.2
Aug '12	145.9	154.4	144.4
Jul '12	145.9	154.2	144.2
Jun '12	145.9	154.2	143.9
May '12	145.9	154.2	146.2
Apr '12	144.4	154.4	149.9
Mar '12	136.4	146.4	147.4

## Retail Motor Fuel Prices — Dawson City & Destruction Bay

	Dawson City Self-serve			Full-serve		Destruction Bay Self-serve			Full-serve
	regular	premium	diesel	propane		regular	premium	diesel	propane
18-Mar-15	123.7	130.2	157.4	135.0	18-Mar-15	123.9	133.9	138.9	126.7
4-Mar-15	123.7	130.2	157.4	135.0	4-Mar-15	123.9	133.9	138.9	126.9
18-Feb-15	123.7	130.2	157.4	135.0	18-Feb-15	124.9	134.9	140.9	126.9
4-Feb-15	126.9	133.9	157.9	n/a	4-Feb-15	121.9	131.9	137.9	126.9
21-Jan-15	132.2	139.4	158.9	135.0	21-Jan-15	121.9	131.9	129.9	126.9
7-Jan-15	136.0	143.2	163.4	135.0	7-Jan-15	121.9	131.9	140.9	132.9
23-Dec-14	142.5	152.2	163.4	135.0	23-Dec-14	123.9	133.9	155.9	132.9
10-Dec-14	147.8	154.8	172.9	n/a	10-Dec-14	133.9	143.9	155.9	132.9
26-Nov-14	147.7	157.4	166.4	135.0	26-Nov-14	138.9	158.9	158.9	132.9
12-Nov-14	148.9	157.4	167.4	135.0	12-Nov-14	140.9	150.9	169.9	126.9
29-Oct-14	159.2	166.7	168.9	135.0	29-Oct-14	142.9	154.9	152.9	126.9
15-Oct-14	159.2	166.7	168.9	135.0	15-Oct-14	151.9	161.9	151.9	124.9
1-Oct-14	154.7	166.7	168.9	135.0	1-Oct-14	151.9	161.9	151.9	124.9
17-Sep-14	159.2	166.7	168.9	135.0	17-Sep-14	153.9	163.9	153.9	124.9
3-Sep-14	159.2	166.7	168.9	135.0	3-Sep-14	153.9	163.9	153.9	124.9
20-Aug-14	159.2	166.7	168.9	135.0	20-Aug-14	152.9	162.9	152.9	124.9
6-Aug-14	159.2	166.7	168.9	135.0	6-Aug-14	n/a	n/a	n/a	n/a
23-Jul-14	159.2	166.7	168.9	135.0	23-Jul-14	n/a	n/a	n/a	n/a
9-Jul-14	160.4	167.9	169.4	135.0	9-Jul-14	154.9	164.9	156.9	129.9
25-Jun-14	155.7	164.2	168.4	135.0	25-Jun-14	158.9	168.9	156.9	129.9
11-Jun-14	154.2	161.7	165.9	135.0	11-Jun-14	158.9	168.9	161.9	129.9
28-May-14	154.2	161.7	165.9	135.0	28-May-14	157.9	167.9	169.9	129.9
14-May-14	154.2	161.7	165.9	135.0	14-May-14	156.9	166.9	169.9	150.0
30-Apr-14	152.2	159.7	167.4	135.0	30-Apr-14	154.9	164.9	172.9	150.0
16-Apr-14	152.2	159.7	167.4	135.0	16-Apr-14	154.9	164.9	172.9	110.0
2-Apr-14	152.2	159.7	167.4	135.0	2-Apr-14	154.9	164.9	172.9	143.9
19-Mar-14	150.7	157.7	166.9	130.0	19-Mar-14	154.9	164.9	172.9	143.9
5-Mar-14	150.7	157.7	166.9	130.0	5-Mar-14	152.9	162.9	173.9	143.9
Feb '14	149.6	156.6	167.6	n/a	Feb '14	145.9	155.9	172.9	124.9
Jan '14	148.5	155.3	167.7	n/a	Jan '14	140.9	150.9	167.9	105.9
Dec '13	154.0	162.3	163.4	120.0	Dec '13	141.9	151.9	163.4	105.9
Nov '13	157.1	165.6	163.1	120.0	Nov '13	143.4	153.4	158.9	105.9
Oct '13	160.1	168.9	161.9	120.0	Oct '13	142.9	152.9	153.6	105.9
Sep '13	162.9	168.4	162.4	120.0	Sep '13	147.9	157.9	148.9	105.9
Aug '13	162.9	168.4	162.4	120.0	Aug '13	146.9	156.9	142.4	108.0
Jul '13	164.8	170.3	162.7	120.0	Jul '13	149.9	159.9	140.9	110.0
Jun '13	166.8	172.3	162.9	120.0	Jun '13	155.8	165.9	141.9	110.0
May '13	155.4	162.4	165.2	120.0	May '13	152.9	162.9	144.9	108.6
Apr '13	145.7	157.1	152.5	120.0	Apr '13	146.9	156.9	146.9	106.9
Mar '13	142.1	155.2	157.9	n/a	Mar '13	146.9	156.9	152.4	105.9
Feb '13	143.5	155.6	150.6	120.0	Feb '13	143.4	153.4	153.4	105.9
Jan '13	149.1	158.2	155.4	120.0	Jan '13	132.9	142.9	143.9	105.9
Dec '12	151.9	157.4	152.6	120.0	Dec '12	138.9	148.9	149.9	105.9
Nov '12	152.2	159.3	154.4	120.0	Nov '12	139.4	149.4	146.9	105.9
Oct '12	153.0	159.6	156.2	120.0	Oct '12	150.6	160.6	147.2	105.9
Sep '12	154.7	159.6	159.9	120.0	Sep '12	151.4	161.4	147.9	105.9
Aug '12	152.7	157.3	155.4	120.0	Aug '12	148.4	158.4	141.9	105.9
Jul '12	152.9	157.5	155.1	120.0	Jul '12	145.4	155.4	137.4	106.4
Jun '12	154.4	159.3	157.7	120.0	Jun '12	148.4	158.4	137.9	106.9
May '12	154.9	158.7	158.9	120.0	May '12	146.6	156.6	147.2	106.9
Apr '12	154.5	157.6	157.9	120.0	Apr '12	146.9	156.9	148.4	105.9
Mar '12	151.5	155.3	156.3	120.0	Mar '12	142.4	152.4	148.9	106.4

## Retail Motor Fuel Prices — Eagle Plains & Faro

	Eagle Plains			
	Self-Serve			Full-serve
	regular	premium	diesel	propane
18-Mar-15	150.0	-	160.0	145.0
4-Mar-15	150.0	-	160.0	145.0
18-Feb-15	154.0	-	164.0	140.0
4-Feb-15	173.0	-	160.0	140.0
21-Jan-15	173.0	-	155.0	140.0
7-Jan-15	173.0	-	155.0	140.0
23-Dec-14	173.0	-	165.0	140.0
10-Dec-14	n/a	-	n/a	n/a
26-Nov-14	173.0	-	170.0	140.0
12-Nov-14	173.0	-	170.0	140.0
29-Oct-14	173.0	-	175.0	140.0
15-Oct-14	173.0	-	175.0	140.0
1-Oct-14	173.0	-	175.0	140.0
17-Sep-14	173.0	-	170.0	140.0
3-Sep-14	173.0	-	170.0	140.0
20-Aug-14	173.0	-	175.0	140.0
6-Aug-14	173.0	-	175.0	140.9
23-Jul-14	173.0	-	175.0	140.9
9-Jul-14	173.0	-	170.0	140.9
25-Jun-14	173.0	-	175.0	140.9
11-Jun-14	173.0	-	175.0	140.9
28-May-14	173.0	-	175.0	140.9
14-May-14	n/a	-	n/a	n/a
30-Apr-14	173.9	-	170.0	140.9
16-Apr-14	173.9	-	170.0	140.9
2-Apr-14	n/a	-	n/a	n/a
19-Mar-14	173.9	-	175.0	140.9
5-Mar-14	173.9	-	175.0	140.9
Feb '14	173.9	-	175.0	140.5
Jan '14	173.5	-	172.5	140.0
Dec '13	173.0	-	172.5	140.0
Nov '13	173.0	-	175.0	140.0
Oct '13	173.0	-	171.7	140.0
Sep '13	173.0	-	172.5	140.0
Aug '13	173.0	-	175.0	140.0
Jul '13	173.0	-	175.0	-

	Faro		
	Self-Serve		
	regular	premium	diesel
18-Mar-15	118.9	-	141.9
4-Mar-15	118.9	-	141.9
18-Feb-15	114.9	-	136.9
4-Feb-15	101.9	-	136.9
21-Jan-15	115.9	-	149.9
7-Jan-15	121.9	-	149.9
23-Dec-14	121.9	-	149.9
10-Dec-14	141.9	-	151.9
26-Nov-14	141.9	-	151.9
12-Nov-14	141.9	-	151.9
29-Oct-14	148.9	-	151.9
15-Oct-14	n/a	-	n/a
1-Oct-14	148.9	-	169.9
17-Sep-14	148.9	-	169.9
3-Sep-14	148.9	-	169.9
20-Aug-14	155.9	-	169.9
6-Aug-14	155.9	-	169.9
23-Jul-14	155.9	-	169.9
9-Jul-14	155.9	-	169.9
25-Jun-14	155.9	-	169.9
11-Jun-14	155.9	-	169.9
28-May-14	155.9	-	169.9
14-May-14	155.9	-	169.9
30-Apr-14	149.9	-	171.9
16-Apr-14	149.9	-	171.9
2-Apr-14	145.9	-	176.9
19-Mar-14	145.9	-	176.9
5-Mar-14	145.9	-	176.9
Feb '14	141.9	-	168.4
Jan '14	146.9	-	165.9
Dec '13	141.9	-	161.9
Nov '13	152.9	-	161.9
Oct '13	150.2	-	150.2
Sep '13	151.0	-	148.0
Aug '13	151.0	-	148.0
Jul '13	157.0	-	148.0
May '13	151.6	-	150.6
Apr '13	141.9	-	157.9
Mar '13	141.9	-	157.9
Feb '13	140.0	-	152.5
Jan '13	142.0	-	155.0
Dec '12	147.4	-	146.9
Nov '12	149.9	-	145.9
Oct '12	149.9	-	145.9
Sep '12	149.9	-	145.9
Aug '12	145.9	-	139.9
Jul '12	145.9	-	139.9
Jun '12	147.9	-	151.9
May '12	147.9	-	151.9
Apr '12	132.9	-	151.9
Mar '12	132.9	-	151.9

## Retail Motor Fuel Prices — Haines Junction

	Self-serve			Full-serve		
	regular	premium	diesel	regular	diesel	propane
18-Mar-15	108.4	116.9	131.9	-	-	114.9
4-Mar-15	106.6	114.9	130.6	-	-	114.9
18-Feb-15	105.7	111.4	130.7	-	-	114.9
4-Feb-15	102.4	109.4	130.9	-	-	114.9
21-Jan-15	104.7	108.9	132.2	-	-	114.9
7-Jan-15	113.7	122.4	136.1	-	-	124.0
23-Dec-14	118.2	128.9	137.7	-	-	124.0
10-Dec-14	128.7	132.9	139.7	-	-	105.0
26-Nov-14	133.7	139.4	144.4	-	-	124.0
12-Nov-14	133.7	139.4	144.4	-	-	124.0
29-Oct-14	133.7	139.4	145.4	-	-	124.0
15-Oct-14	139.1	145.4	147.9	-	-	124.0
1-Oct-14	139.7	145.4	147.9	-	-	124.0
17-Sep-14	139.7	145.4	147.9	-	-	124.0
3-Sep-14	139.7	145.4	147.9	-	-	124.0
20-Aug-14	140.2	145.4	149.4	-	-	124.0
6-Aug-14	141.2	146.9	149.4	-	-	124.0
23-Jul-14	142.2	147.9	149.4	-	-	124.0
9-Jul-14	146.4	153.4	151.2	-	-	124.0
25-Jun-14	145.9	152.4	150.4	-	-	124.0
11-Jun-14	144.6	148.9	149.9	-	-	124.0
28-May-14	144.2	150.9	152.4	-	-	124.0
14-May-14	145.9	151.9	153.7	-	-	124.0
30-Apr-14	144.7	151.9	153.4	-	-	124.0
16-Apr-14	139.9	144.9	153.7	-	-	124.0
2-Apr-14	138.9	144.9	153.7	-	-	124.0
19-Mar-14	139.9	146.9	154.9	-	-	105.0
5-Mar-14	137.7	143.4	154.9	-	-	105.0
Feb '14	133.1	139.4	150.6	-	-	105.0
Jan '14	131.9	136.9	148.9	-	-	105.0
Dec '13	136.2	n/a	149.7	-	-	105.0
Nov '13	137.6	141.2	143.5	-	-	105.0
Oct '13	141.1	148.9	141.9	-	-	105.0
Sep '13	141.9	148.9	141.9	-	-	105.0
Aug '13	143.0	148.9	141.9	-	-	105.0
Jul '13	146.2	148.9	144.2	-	-	105.0
Jun '13	151.3	161.9	145.0	-	-	105.0
May '13	143.2	151.4	145.3	-	-	105.0
Apr '13	136.7	141.9	146.4	-	-	105.0
Mar '13	136.5	144.7	147.6	-	-	105.0
Feb '13	132.7	139.2	143.3	-	-	105.0
Jan '13	132.1	138.9	142.7	-	-	105.0
Dec '12	133.7	141.7	141.9	-	-	105.0
Nov '12	136.4	143.7	138.1	-	-	105.0
Oct '12	141.0	148.1	139.2	-	-	105.0
Sep '12	139.6	144.9	137.9	-	-	105.0
Aug '12	139.2	146.4	137.6	-	-	105.0
Jul '12	139.0	147.9	138.4	-	-	105.0
Jun '12	138.4	145.4	140.2	-	-	n/a
May '12	139.6	149.6	145.7	-	-	105.0
Apr '12	138.6	150.9	145.5	-	-	n/a
Mar '12	132.3	140.9	145.5	-	-	n/a



## Retail Motor Fuel Prices — Mayo

	Self-serve			Full-serve	
	regular	premium	diesel	regular	diesel
18-Mar-15	110.9	-	139.9	117.9	142.9
4-Mar-15	110.9	-	139.9	117.9	142.9
18-Feb-15	107.9	-	139.9	117.9	142.9
4-Feb-15	107.9	-	139.9	n/a	n/a
21-Jan-15	110.9	-	139.9	117.9	142.9
7-Jan-15	117.9	-	143.9	127.9	152.9
23-Dec-14	124.9	-	145.9	137.9	160.9
10-Dec-14	133.9	-	148.9	140.9	160.9
26-Nov-14	135.9	-	148.9	n/a	n/a
12-Nov-14	n/a	-	n/a	145.9	160.9
29-Oct-14	n/a	-	n/a	n/a	n/a
15-Oct-14	n/a	-	n/a	154.9	160.9
1-Oct-14	n/a	-	n/a	154.9	160.9
17-Sep-14	n/a	-	n/a	154.9	160.9
3-Sep-14	n/a	-	n/a	154.9	160.9
20-Aug-14	n/a	-	n/a	n/a	n/a
6-Aug-14	n/a	-	n/a	n/a	n/a
23-Jul-14	n/a	-	n/a	n/a	n/a
9-Jul-14	n/a	-	n/a	154.9	160.9
25-Jun-14	n/a	-	n/a	154.9	160.9
11-Jun-14	n/a	-	n/a	154.9	160.9
28-May-14	n/a	-	n/a	154.9	160.9
14-May-14	n/a	-	n/a	154.9	160.9
30-Apr-14	n/a	-	n/a	154.9	160.9
16-Apr-14	n/a	-	n/a	149.9	160.9
2-Apr-14	n/a	-	n/a	149.9	160.9
19-Mar-14	161.0	-	154.9	149.9	160.9
5-Mar-14	161.0	-	154.9	149.9	168.8
Feb '14	161.0	-	154.9	159.9	160.9
Jan '14	161.0	-	154.9	159.9	160.9
Dec '13	161.0	-	154.9	159.9	160.9
Nov '13	161.0	-	154.9	159.9	160.9
Oct '13	169.9	-	155.9	159.9	152.9
Sep '13	169.9	-	155.9	159.9	148.9
Aug '13	169.9	-	155.9	159.9	148.9
Jul '13	162.9	-	150.9	169.9	159.9
Jun '13	n/a	-	n/a	169.9	155.9
May '13	154.0	-	155.0	160.4	155.9
Apr '13	154.0	-	155.0	n/a	n/a
Mar '13	154.0	-	155.0	150.9	155.9
Feb '13	154.0	-	155.0	150.9	155.9
Jan '13	154.0	-	155.0	150.9	155.9
Dec '12	154.0	-	155.0	150.9	155.9
Nov '12	154.0	-	155.0	153.4	155.9
Oct '12	154.0	-	155.0	150.9	155.9
Sep '12	154.0	-	155.0	150.9	155.9
Aug '12	154.0	-	150.0	150.9	148.4
Jul '12	154.0	-	150.0	150.9	150.9
Jun '12	154.0	-	155.0	150.9	150.9
May '12	154.0	-	155.0	150.9	159.9
Apr '12	154.0	-	155.0	n/a	n/a
Mar '12	154.0	-	155.0	150.9	159.9

## Retail Motor Fuel Prices — Pelly Crossing & Ross River

	Pelly Crossing Self-serve	
	regular	diesel
18-Mar-15	124.9	157.9
4-Mar-15	117.9	157.9
18-Feb-15	117.9	157.9
4-Feb-15	117.9	157.9
21-Jan-15	122.9	157.9
7-Jan-15	128.9	157.9
23-Dec-14	137.9	157.9
10-Dec-14	146.9	157.9
26-Nov-14	146.9	157.9
12-Nov-14	146.9	157.9
29-Oct-14	154.9	169.9
15-Oct-14	154.9	169.9
1-Oct-14	154.9	169.9
17-Sep-14	154.9	169.9
3-Sep-14	n/a	n/a
20-Aug-14	154.9	169.9
6-Aug-14	154.9	169.9
23-Jul-14	154.9	169.9
9-Jul-14	154.9	169.9
25-Jun-14	154.9	169.9
11-Jun-14	154.9	169.9
28-May-14	154.9	169.9
14-May-14	154.9	169.9
30-Apr-14	149.9	159.9
16-Apr-14	149.9	159.9
2-Apr-14	149.9	169.9
19-Mar-14	149.9	169.9
5-Mar-14	149.9	159.9
Feb '14	149.9	159.9
Jan '14	149.9	159.9
Dec '13	149.9	159.9
Nov '13	152.4	157.4
Oct '13	154.9	151.6
Sep '13	154.9	154.9
Aug '13	154.9	154.9
Jul '13	149.9	149.9
Jun '13	159.9	149.9
May '13	150.6	151.6
Apr '13	145.9	154.9
Mar '13	142.9	154.9
Feb '13	139.9	154.9
Jan '13	139.9	148.9
Dec '12	139.9	147.9
Nov '12	144.9	148.9
Oct '12	154.9	154.9
Sep '12	152.4	157.4
Aug '12	149.9	145.9
Jul '12	149.9	145.9
Jun '12	149.9	145.9
May '12	149.9	155.9
Apr '12	149.9	155.9
Mar '12	142.9	154.9

	Ross River Self-serve	
	regular	diesel
18-Mar-15	117.9	129.9
4-Mar-15	117.1	129.1
18-Feb-15	105.0	115.0
4-Feb-15	105.0	115.0
21-Jan-15	115.0	130.1
7-Jan-15	115.0	130.1
23-Dec-14	n/a	n/a
10-Dec-14	n/a	n/a
26-Nov-14	125.8	130.1
12-Nov-14	148.9	147.3
29-Oct-14	148.9	147.3
15-Oct-14	148.9	147.3
1-Oct-14	148.9	147.3
17-Sep-14	151.5	143.7
3-Sep-14	151.5	143.7
20-Aug-14	151.5	143.7
6-Aug-14	151.5	143.7
23-Jul-14	151.5	143.7
9-Jul-14	151.5	143.7
25-Jun-14	152.0	150.7
11-Jun-14	152.0	150.7
28-May-14	152.0	150.7
14-May-14	152.0	150.7
30-Apr-14	148.1	150.7
16-Apr-14	148.1	150.7
2-Apr-14	146.9	169.9
19-Mar-14	146.9	169.9
5-Mar-14	137.9	169.9
Feb '14	137.9	165.9
Jan '14	137.9	161.9
Dec '13	137.9	161.9
Nov '13	147.9	152.9
Oct '13	147.9	150.2
Sep '13	145.9	142.9
Aug '13	149.0	147.0
Jul '13	152.0	151.0
Jun '13	152.0	151.0
May '13	141.2	149.2
Apr '13	135.3	147.8
Mar '13	135.3	147.8
Feb '13	137.1	148.9
Jan '13	138.9	138.9
Dec '12	140.9	142.4
Nov '12	142.9	145.9
Oct '12	142.9	145.9
Sep '12	142.9	145.9
Aug '12	142.9	141.9
Jul '12	139.9	147.9
Jun '12	139.9	147.9
May '12	139.9	147.9
Apr '12	136.9	147.9
Mar '12	134.9	146.4

## Retail Motor Fuel Prices — Stewart Crossing & Tagish

	Stewart Crossing		
	Self-Serve		
	regular	premium	diesel
18-Mar-15	123.0	129.0	148.0
4-Mar-15	118.0	124.0	148.0
18-Feb-15	118.0	124.0	148.0
4-Feb-15	118.0	124.0	148.0
21-Jan-15	113.0	119.0	148.0
7-Jan-15	127.0	133.0	154.0

23-Dec-14	133.0	139.0	157.0
10-Dec-14	141.0	147.0	157.0
26-Nov-14	146.0	152.0	165.0
12-Nov-14	146.0	152.0	165.0
29-Oct-14	148.0	154.0	165.0
15-Oct-14	153.0	163.0	165.0
1-Oct-14	153.0	163.0	165.0
17-Sep-14	153.0	163.0	165.0
3-Sep-14	153.0	163.0	165.0
20-Aug-14	153.0	163.0	165.0
6-Aug-14	n/a	n/a	n/a
23-Jul-14	157.0	163.0	165.0
9-Jul-14	162.0	164.0	160.9
25-Jun-14	162.0	164.0	160.9
11-Jun-14	158.0	164.0	160.9
28-May-14	158.0	164.0	160.9
14-May-14	158.0	164.0	160.9
30-Apr-14	158.0	167.0	160.9
16-Apr-14	151.0	157.0	160.9
2-Apr-14	151.0	157.0	160.9
19-Mar-14	155.0	157.0	160.9
5-Mar-14	151.0	157.0	160.9

Feb '14	148.5	154.5	158.4
Jan '14	146.0	152.0	155.9

Dec '13	146.0	152.0	155.9
Nov '13	146.0	164.0	153.9
Oct '13	158.0	164.0	152.5
Sep '13	158.0	164.0	153.5
Aug '13	158.0	164.0	153.9
Jul '13	162.0	168.0	153.9
Jun '13	166.0	172.0	153.9
May '13	156.3	158.7	157.2
Apr '13	146.0	152.0	158.9
Mar '13	149.5	153.0	155.9
Feb '13	148.0	154.0	152.9
Jan '13	148.0	154.0	152.9

Dec '12	148.0	154.0	152.9
Nov '12	150.0	156.0	147.7
Oct '12	154.0	160.0	147.5
Sep '12	154.0	160.0	147.5
Aug '12	154.0	160.0	147.5
Jul '12	154.0	160.0	147.5
Jun '12	154.0	160.0	147.5
May '12	154.0	160.0	155.9
Apr '12	154.0	160.0	155.9
Mar '12	150.0	156.0	155.9

	Tagish			
	Self-serve			Full-serve
	regular	premium	diesel	propane
18-Mar-15	111.4	124.8	134.4	100.0
4-Mar-15	111.4	124.8	134.4	110.0
18-Feb-15	106.4	124.8	132.4	110.0
4-Feb-15	106.4	124.8	132.4	100.0
21-Jan-15	106.4	124.8	119.4	100.0
7-Jan-15	129.9	134.8	146.9	110.0

23-Dec-14	n/a	n/a	n/a	n/a
10-Dec-14	136.4	134.8	146.9	110.0
26-Nov-14	138.9	149.8	150.4	110.0
12-Nov-14	138.9	149.8	150.4	110.0
29-Oct-14	138.9	149.8	150.4	110.0
15-Oct-14	144.4	149.8	150.4	110.0
1-Oct-14	144.4	149.8	150.4	110.0
17-Sep-14	144.4	149.8	150.4	110.0
3-Sep-14	144.4	149.8	150.4	110.0
20-Aug-14	144.4	149.8	150.4	110.0
6-Aug-14	144.4	149.8	150.4	110.0
23-Jul-14	142.8	149.8	149.8	110.0
9-Jul-14	146.4	149.8	152.4	110.0
25-Jun-14	146.4	149.8	152.4	110.0
11-Jun-14	144.9	149.8	152.4	110.0
28-May-14	144.9	149.8	152.4	110.0
14-May-14	142.4	152.8	151.4	130.0
30-Apr-14	143.9	152.8	151.4	130.0
16-Apr-14	140.9	146.8	151.4	130.0
2-Apr-14	140.9	146.9	151.4	135.0
19-Mar-14	140.9	146.8	151.4	135.0
5-Mar-14	138.9	143.8	151.4	135.0

Feb '14	136.4	138.8	151.4	110.0
Jan '14	141.4	138.8	151.4	110.0

Dec '13	141.9	146.8	147.2	115.0
Nov '13	142.4	146.8	145.4	112.5
Oct '13	147.4	146.8	144.9	111.7
Sep '13	147.4	156.8	144.9	115.0
Aug '13	147.4	156.8	144.9	110.0
Jul '13	147.4	156.8	144.9	107.5
Jun '13	148.9	156.8	145.4	107.5
May '13	142.7	150.1	145.9	108.3
Apr '13	139.9	144.8	145.9	105.0
Mar '13	139.9	144.8	145.9	105.0
Feb '13	136.4	140.8	144.9	110.0
Jan '13	137.4	140.8	140.4	115.0

Dec '12	141.2	140.8	140.7	115.0
Nov '12	138.9	146.9	141.4	110.0
Oct '12	141.4	147.8	144.9	111.7
Sep '12	140.4	147.3	144.9	110.0
Aug '12	140.2	145.8	145.7	110.0
Jul '12	137.9	145.8	141.4	115.0
Jun '12	137.9	145.8	142.2	115.0
May '12	137.9	145.8	144.6	115.0
Apr '12	137.9	145.8	144.9	115.0
Mar '12	134.4	140.3	144.9	115.0

## Retail Motor Fuel Prices — Teslin

	Self-serve			Full-serve
	regular	premium	diesel	propane
18-Mar-15	113.9	123.9	132.9	110.0
4-Mar-15	113.9	123.9	132.9	115.0
18-Feb-15	113.9	123.9	132.9	115.0
4-Feb-15	98.9	108.9	132.9	115.0
21-Jan-15	98.9	108.9	132.9	115.0
7-Jan-15	114.4	124.9	139.9	115.0
23-Dec-14	120.4	128.9	142.9	115.0
10-Dec-14	126.9	136.9	149.9	115.0
26-Nov-14	130.9	141.9	151.9	115.0
12-Nov-14	130.9	141.9	149.9	115.0
29-Oct-14	130.9	141.9	148.9	110.0
15-Oct-14	138.9	148.9	149.9	110.0
1-Oct-14	139.9	n/a	149.9	110.0
17-Sep-14	139.4	148.9	149.9	110.0
3-Sep-14	139.4	148.9	149.9	110.0
20-Aug-14	139.4	148.9	149.9	107.5
6-Aug-14	139.4	148.9	149.9	107.5
23-Jul-14	143.4	152.9	149.4	107.5
9-Jul-14	147.9	157.9	150.4	110.0
25-Jun-14	147.9	157.9	150.4	110.0
11-Jun-14	143.9	153.9	150.4	110.0
28-May-14	146.9	156.9	150.4	121.5
14-May-14	146.9	156.9	151.9	121.5
30-Apr-14	146.9	156.9	152.9	121.5
16-Apr-14	141.9	151.9	152.9	121.5
2-Apr-14	141.9	152.9	152.9	121.5
19-Mar-14	141.9	152.9	152.9	121.5
5-Mar-14	136.9	152.9	156.4	121.5
Feb '14	135.9	152.9	157.9	121.5
Jan '14	132.9	152.9	148.9	110.0
Dec '13	138.9	152.9	149.7	108.5
Nov '13	138.4	152.9	142.9	107.0
Oct '13	141.2	152.9	143.4	107.0
Sep '13	143.2	152.9	146.4	107.0
Aug '13	143.9	152.9	140.2	111.3
Jul '13	144.7	154.9	141.4	112.5
Jun '13	149.4	157.9	141.2	112.5
May '13	141.1	150.2	141.4	110.8
Apr '13	133.7	143.4	143.2	112.5
Mar '13	133.9	143.9	143.9	110.0
Feb '13	132.7	142.4	141.9	107.5
Jan '13	132.2	141.4	141.2	107.5
Dec '12	133.2	143.4	140.2	107.5
Nov '12	134.4	143.9	136.7	107.5
Oct '12	138.9	149.9	138.9	107.5
Sep '12	140.7	149.9	139.7	107.5
Aug '12	139.4	149.9	138.9	107.5
Jul '12	138.9	149.9	134.4	107.5
Jun '12	137.9	147.9	135.2	107.5
May '12	138.2	148.6	140.1	107.5
Apr '12	137.2	145.4	143.4	110.0
Mar '12	131.9	143.9	143.2	110.0

## Retail Motor Fuel Prices — Watson Lake

	Self-serve			Full-serve	
	regular	premium	diesel	diesel	propane
18-Mar-15	108.4	118.4	116.7	-	130.9
4-Mar-15	103.2	113.4	121.0	-	130.9
18-Feb-15	101.4	113.4	122.4	-	130.9
4-Feb-15	99.9	111.9	125.9	-	130.9
21-Jan-15	99.9	111.9	125.9	-	130.9
7-Jan-15	101.9	115.9	135.9	-	130.9
23-Dec-14	111.9	123.4	137.4	n/a	130.9
10-Dec-14	117.9	129.9	142.9	140.9	130.9
26-Nov-14	125.9	134.9	146.9	140.9	130.9
12-Nov-14	131.4	141.4	148.9	140.9	130.9
29-Oct-14	133.9	148.9	141.4	140.9	130.9
15-Oct-14	143.9	148.9	150.2	140.9	130.9
1-Oct-14	144.7	151.6	150.7	140.9	130.9
17-Sep-14	145.4	152.6	150.7	140.9	127.2
3-Sep-14	145.4	152.6	151.4	140.9	127.2
20-Aug-14	145.4	152.6	150.7	140.9	127.2
6-Aug-14	145.9	151.6	151.9	140.9	127.2
23-Jul-14	145.9	151.6	152.7	140.9	127.2
9-Jul-14	146.7	154.2	153.2	140.9	127.2
25-Jun-14	146.7	154.2	153.9	140.9	127.2
11-Jun-14	146.7	153.9	153.2	140.9	130.3
28-May-14	148.9	157.4	151.9	140.9	127.2
14-May-14	141.9	152.9	152.9	140.9	130.9
30-Apr-14	145.9	157.9	157.9	140.9	130.9
16-Apr-14	137.9	148.4	152.9	140.9	130.9
2-Apr-14	137.9	148.4	152.9	140.9	130.9
19-Mar-14	143.9	149.9	162.9	140.9	130.9
5-Mar-14	143.9	157.9	165.9	140.9	130.9
Feb '14	142.4	153.4	162.9	140.9	130.9
Jan '14	143.4	155.4	159.9	140.9	130.9
Dec '13	144.8	156.9	154.9	140.9	131.4
Nov '13	147.9	159.9	151.4	n/a	131.9
Oct '13	149.0	159.6	148.0	140.9	130.7
Sep '13	149.6	158.4	147.2	140.9	130.3
Aug '13	149.6	159.4	147.2	140.9	130.6
Jul '13	149.3	158.2	146.9	140.9	126.7
Jun '13	148.9	158.2	146.6	140.9	126.2
May '13	139.1	149.2	143.8	140.9	124.7
Apr '13	137.9	149.9	144.9	140.9	123.7
Mar '13	137.9	149.9	144.9	140.9	126.4
Feb '13	130.9	141.7	141.2	140.9	120.9
Jan '13	129.9	132.9	136.9	140.9	120.9
Dec '12	130.4	140.9	137.9	140.9	126.4
Nov '12	137.4	147.7	138.2	140.9	126.4
Oct '12	140.1	149.5	140.0	140.9	126.9
Sep '12	137.9	146.2	141.6	140.9	127.2
Aug '12	138.5	146.4	139.6	134.9	127.2
Jul '12	137.7	144.3	139.8	134.9	125.3
Jun '12	137.7	145.4	141.2	134.9	127.2
May '12	139.5	148.0	145.1	134.9	127.2
Apr '12	140.2	147.9	144.9	134.9	126.4
Mar '12	140.1	147.7	144.6	134.9	126.4

# Residential Fuel Prices in Yukon

Average Prices as of March 18<sup>th</sup>, 2015

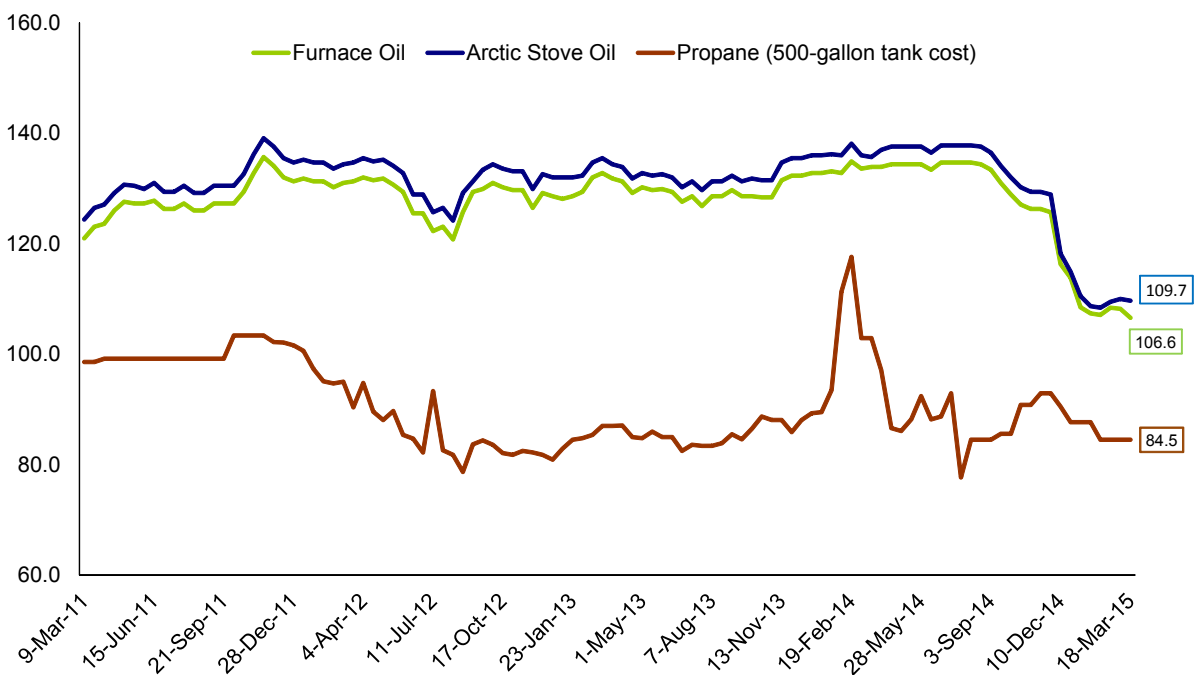
	Residential Heating Fuels			% Change March 19, 2014 to March 18, 2015		
	Furnace Oil	Arctic Stove Oil	Propane (500-gallon tank cost)	Furnace Oil	Arctic Stove Oil	Propane (500-gallon tank cost)
Whitehorse	106.6	109.7	84.5	-20.4%	-19.2%	-17.9%
Carmacks	109.0	112.1	84.5	-20.0%	-19.6%	-17.9%
Dawson City	114.5	117.6	84.5	-19.3%	-18.8%	-17.9%
Faro	109.2	112.4	84.5	-20.0%	-19.5%	-17.9%
Haines Junction	106.2	109.3	84.5	-20.4%	-18.4%	-17.9%
Mayo	119.0	121.1	84.5	-20.5%	-19.1%	-17.9%
Ross River	110.3	113.4	84.5	-19.8%	-19.4%	-17.9%
Tagish	108.3	118.7	-	-	-20.4%	-
Teslin	109.0	112.1	84.5	-20.1%	-19.6%	-17.9%
Watson Lake	112.0	114.8	84.5	-22.3%	-21.7%	-17.9%

Notes: All prices are Canadian cents per litre, including all applicable taxes.  
 "-" indicates this service was not available in this community at this time.

Comparing March 18<sup>th</sup>, 2015 to March 19<sup>th</sup>, 2014, prices for Furnace Oil, Arctic Stove Oil, and Propane decreased in all Yukon communities.

Note: Price discounts may apply to seniors, members of unions or service groups, or for quick payment. Ask your fuel supplier for details.

Average Residential Bi-weekly Heating Fuel Prices, Whitehorse  
 March 2011 - March 2015  
 (cents per litre)



## Residential Heating Fuel Prices — Whitehorse

	Furnace Oil	Arctic Stove Oil	Propane (500-gallon tank cost)
18-Mar-15	106.6	109.7	84.5
4-Mar-15	108.2	110.0	84.5
18-Feb-15	108.4	109.5	84.5
4-Feb-15	107.1	108.4	84.5
21-Jan-15	107.4	108.7	87.7
7-Jan-15	108.5	110.5	87.7
23-Dec-14	113.8	114.9	87.7
10-Dec-14	116.3	118.2	90.5
26-Nov-14	125.7	128.9	92.9
12-Nov-14	126.3	129.4	92.9
29-Oct-14	126.3	129.4	90.8
15-Oct-14	127.1	130.2	90.8
1-Oct-14	128.9	132.0	85.6
17-Sep-14	131.0	134.1	85.6
3-Sep-14	133.4	136.5	84.5
20-Aug-14	134.4	137.6	84.5
6-Aug-14	134.7	137.8	84.5
23-Jul-14	134.7	137.8	77.7
9-Jul-14	134.7	137.8	92.9
25-Jun-14	134.7	137.8	88.7
11-Jun-14	133.4	136.5	88.2
28-May-14	134.4	137.6	92.4
14-May-14	134.4	137.6	88.2
30-Apr-14	134.4	137.6	86.1
16-Apr-14	134.4	137.6	86.6
2-Apr-14	133.9	137.0	97.1
19-Mar-14	133.9	135.7	102.9
5-Mar-14	133.6	136.0	102.9
Feb '14	133.9	137.1	114.5
Jan '14	133.0	136.1	91.5
Dec '13	132.6	135.8	88.7
Nov '13	131.9	135.1	87.0
Oct '13	128.5	131.6	87.8
Sep '13	129.2	131.8	85.1
Aug '13	128.6	131.3	83.7
Jul '13	127.7	130.5	83.5
Jun '13	128.5	131.1	83.8
May '13	129.9	132.6	85.3
Apr '13	130.3	132.9	86.1
Mar '13	132.3	135.0	87.0
Feb '13	130.7	133.5	85.1
Jan '13	128.4	132.0	83.7
Dec '12	128.9	132.3	81.4
Nov '12	128.1	131.5	86.9
Oct '12	130.3	133.7	82.4
Sep '12	129.7	132.4	84.1
Aug '12	123.3	126.7	80.3
Jul '12	122.7	126.1	88.0
Jun '12	125.5	128.9	83.5
May '12	130.6	134.0	87.7
Apr '12	131.8	135.2	92.2
Mar '12	131.2	134.6	92.7

## Residential Heating Fuel Prices — Carmacks

	Furnace Oil	Arctic Stove Oil	Propane (500-gallon tank cost)
18-Mar-15	109.0	112.1	84.5
4-Mar-15	n/a	n/a	84.5
18-Feb-15	109.0	112.1	84.5
4-Feb-15	109.0	112.1	84.5
21-Jan-15	112.1	115.3	87.7
7-Jan-15	115.3	118.4	87.7
23-Dec-14	122.6	125.8	87.7
10-Dec-14	125.8	128.9	95.0
26-Nov-14	126.8	130.0	92.9
12-Nov-14	126.8	130.0	92.9
29-Oct-14	126.8	130.0	90.8
15-Oct-14	128.9	132.1	90.8
1-Oct-14	131.0	134.2	85.6
17-Sep-14	136.3	139.4	85.6
3-Sep-14	136.3	139.4	84.5
20-Aug-14	136.3	139.4	84.5
6-Aug-14	136.3	139.4	84.5
23-Jul-14	136.3	139.4	77.7
9-Jul-14	136.3	139.4	92.9
25-Jun-14	136.3	139.4	88.7
11-Jun-14	136.3	139.4	88.2
28-May-14	136.3	139.4	92.4
14-May-14	136.3	139.4	88.2
30-Apr-14	136.3	139.4	86.1
16-Apr-14	136.3	139.4	86.6
2-Apr-14	136.3	139.4	97.1
19-Mar-14	136.3	139.4	102.9
5-Mar-14	136.3	139.4	102.9
Feb '14	135.3	138.4	114.5
Jan '14	133.1	136.3	91.5
Dec '13	133.1	136.3	86.2
Nov '13	133.1	137.6	80.7
Oct '13	128.9	132.1	82.2
Sep '13	128.9	132.1	76.8
Aug '13	128.9	132.1	76.1
Jul '13	131.0	134.2	75.7
Jun '13	133.1	136.3	79.2
May '13	133.8	137.0	81.0
Apr '13	135.2	138.4	81.4
Mar '13	137.3	140.5	80.4
Feb '13	134.2	137.4	76.9
Jan '13	131.0	134.2	74.6
Dec '12	131.0	134.2	69.2
Nov '12	132.6	135.8	71.5
Oct '12	134.2	137.3	72.9
Sep '12	131.6	134.7	75.7
Aug '12	122.6	125.8	68.2
Jul '12	127.9	131.0	73.9
Jun '12	127.9	131.0	73.5
May '12	134.2	137.3	83.8
Apr '12	134.2	137.3	89.7
Mar '12	134.2	137.3	85.7



## Residential Heating Fuel Prices — Dawson City

	Furnace Oil	Arctic Stove Oil	Propane (500-gallon tank cost)
18-Mar-15	114.5	117.6	84.5
4-Mar-15	n/a	118.1	84.5
18-Feb-15	114.5	114.4	84.5
4-Feb-15	114.5	114.4	84.5
21-Jan-15	117.6	119.0	87.7
7-Jan-15	120.8	127.1	87.7
23-Dec-14	128.1	134.4	87.7
10-Dec-14	131.3	134.4	95.0
26-Nov-14	132.3	135.5	92.9
12-Nov-14	132.3	135.5	92.9
29-Oct-14	132.3	135.5	90.8
15-Oct-14	134.4	137.6	90.8
1-Oct-14	136.5	139.7	85.6
17-Sep-14	141.8	144.9	85.6
3-Sep-14	141.8	144.9	84.5
20-Aug-14	141.8	144.9	84.5
6-Aug-14	141.8	144.9	84.5
23-Jul-14	141.8	144.9	77.7
9-Jul-14	141.8	144.9	92.9
25-Jun-14	141.8	144.9	88.7
11-Jun-14	141.8	144.9	88.2
28-May-14	141.8	144.9	92.4
14-May-14	141.8	144.9	88.2
30-Apr-14	141.8	144.9	86.1
16-Apr-14	141.8	144.9	86.6
2-Apr-14	141.8	144.9	97.1
19-Mar-14	141.8	144.9	102.9
5-Mar-14	141.8	144.9	102.9
Feb '14	140.8	143.9	114.5
Jan '14	138.6	141.8	91.5
Dec '13	138.6	141.8	86.2
Nov '13	138.6	141.8	80.7
Oct '13	134.4	137.6	82.2
Sep '13	134.4	137.6	76.8
Aug '13	134.4	137.6	76.1
Jul '13	136.5	139.7	75.7
Jun '13	138.6	141.8	80.7
May '13	139.3	142.5	82.8
Apr '13	140.7	139.8	85.6
Mar '13	142.8	139.7	85.3
Feb '13	139.7	137.6	85.0
Jan '13	136.5	136.0	82.5
Dec '12	136.5	136.0	76.8
Nov '12	138.1	136.9	78.5
Oct '12	139.7	138.5	76.3
Sep '12	137.1	138.7	79.6
Aug '12	128.1	138.1	77.7
Jul '12	133.4	140.7	73.9
Jun '12	133.4	139.7	80.4
May '12	139.7	142.7	93.6
Apr '12	139.7	141.9	98.0
Mar '12	139.7	139.4	92.8

## Residential Heating Fuel Prices — Faro

	Furnace Oil	Arctic Stove Oil	Propane (500-gallon tank cost)
18-Mar-15	109.2	112.4	84.5
4-Mar-15	n/a	n/a	84.5
18-Feb-15	109.2	112.4	84.5
4-Feb-15	109.2	112.4	84.5
21-Jan-15	112.4	115.5	87.7
7-Jan-15	115.5	118.7	87.7

23-Dec-14	122.9	126.0	87.7
10-Dec-14	126.0	129.2	95.0
26-Nov-14	127.1	130.2	92.9
12-Nov-14	127.1	130.2	92.9
29-Oct-14	127.1	130.2	90.8
15-Oct-14	129.2	132.3	90.8
1-Oct-14	131.3	134.4	85.6
17-Sep-14	136.5	139.7	85.6
3-Sep-14	136.5	139.7	84.5
20-Aug-14	136.5	139.7	84.5
6-Aug-14	136.5	139.7	84.5
23-Jul-14	136.5	139.7	77.7
9-Jul-14	136.5	139.7	92.9
25-Jun-14	136.5	139.7	88.7
11-Jun-14	136.5	139.7	88.2
28-May-14	136.5	139.7	92.4
14-May-14	136.5	139.7	88.2
30-Apr-14	136.5	139.7	86.1
16-Apr-14	136.5	139.7	86.6
2-Apr-14	136.5	139.7	97.1
19-Mar-14	136.5	139.7	102.9
5-Mar-14	136.5	139.7	102.9

Feb '14	135.5	138.7	114.5
Jan '14	133.4	136.5	91.5

Dec '13	133.4	136.5	86.2
Nov '13	133.4	136.5	80.7
Oct '13	129.2	132.3	82.2
Sep '13	129.2	132.3	76.8
Aug '13	129.2	132.3	76.1
Jul '13	131.3	134.4	75.7
Jun '13	133.4	136.5	80.7
May '13	134.1	137.2	82.8
Apr '13	135.5	138.6	85.6
Mar '13	137.6	140.7	85.3
Feb '13	134.5	137.6	85.0
Jan '13	131.3	134.4	82.5

Dec '12	131.3	134.4	76.8
Nov '12	132.9	136.0	78.5
Oct '12	134.4	137.6	76.3
Sep '12	131.8	135.0	79.6
Aug '12	122.9	126.0	77.7
Jul '12	128.1	131.3	73.9
Jun '12	128.1	131.3	80.4
May '12	134.4	137.6	93.6
Apr '12	134.4	137.6	98.0
Mar '12	134.4	137.6	92.8

## Residential Heating Fuel Prices — Haines Junction

	Furnace Oil	Arctic Stove Oil	Propane (500-gallon tank cost)
18-Mar-15	106.2	109.3	84.5
4-Mar-15	n/a	108.8	84.5
18-Feb-15	106.2	107.9	84.5
4-Feb-15	106.2	106.0	84.5
21-Jan-15	109.3	103.5	87.7
7-Jan-15	112.5	105.8	87.7

23-Dec-14	119.8	114.0	87.7
10-Dec-14	123.0	118.7	95.0
26-Nov-14	124.0	125.8	92.9
12-Nov-14	124.0	127.2	92.9
29-Oct-14	124.0	127.1	90.8
15-Oct-14	126.1	127.4	90.8
1-Oct-14	128.2	130.3	85.6
17-Sep-14	133.5	132.4	85.6
3-Sep-14	133.5	130.8	84.5
20-Aug-14	133.5	134.5	84.5
6-Aug-14	133.5	132.9	84.5
23-Jul-14	133.5	132.9	77.7
9-Jul-14	133.5	132.9	92.9
25-Jun-14	133.5	132.9	88.7
11-Jun-14	133.5	134.5	88.2
28-May-14	133.5	134.5	92.4
14-May-14	133.5	134.5	88.2
30-Apr-14	133.5	133.7	86.1
16-Apr-14	133.5	133.7	86.6
2-Apr-14	133.5	133.9	97.1
19-Mar-14	133.5	133.9	102.9
5-Mar-14	133.5	133.9	102.9

Feb '14	132.5	132.6	114.5
Jan '14	130.3	130.0	91.5

Dec '13	130.3	126.3	86.2
Nov '13	130.3	126.4	80.7
Oct '13	126.1	124.1	82.2
Sep '13	126.1	127.2	76.8
Aug '13	126.1	122.4	76.1
Jul '13	128.2	123.5	75.7
Jun '13	130.3	124.5	79.2
May '13	131.0	131.0	81.0
Apr '13	132.4	136.3	81.4
Mar '13	134.5	136.6	80.4
Feb '13	131.4	132.1	76.9
Jan '13	128.2	129.5	74.6

Dec '12	128.2	128.6	69.2
Nov '12	129.8	128.8	71.5
Oct '12	131.4	131.3	72.9
Sep '12	128.8	130.7	75.7
Aug '12	120.3	123.0	68.2
Jul '12	125.1	124.8	73.9
Jun '12	125.1	128.2	73.5
May '12	131.4	133.2	83.8
Apr '12	131.4	134.5	89.7
Mar '12	131.4	134.5	85.7

## Residential Heating Fuel Prices — Mayo

	Furnace Oil	Arctic Stove Oil	Propane (500-gallon tank cost)
18-Mar-15	119.0	121.1	84.5
4-Mar-15	118.7	118.9	84.5
18-Feb-15	119.0	117.8	84.5
4-Feb-15	119.0	117.8	84.5
21-Jan-15	116.3	114.1	87.7
7-Jan-15	118.8	119.3	87.7
23-Dec-14	126.8	127.8	87.7
10-Dec-14	132.6	141.8	90.5
26-Nov-14	140.3	140.3	92.9
12-Nov-14	140.3	140.3	92.9
29-Oct-14	140.3	140.3	90.8
15-Oct-14	142.4	142.4	90.8
1-Oct-14	144.5	144.5	85.6
17-Sep-14	149.7	149.7	85.6
3-Sep-14	149.7	149.7	84.5
20-Aug-14	149.7	149.7	84.5
6-Aug-14	149.7	149.7	84.5
23-Jul-14	149.7	149.7	77.7
9-Jul-14	149.7	149.7	92.9
25-Jun-14	149.7	149.7	88.7
11-Jun-14	149.7	149.7	88.2
28-May-14	149.7	149.7	92.4
14-May-14	149.7	149.7	88.2
30-Apr-14	149.7	149.7	86.1
16-Apr-14	149.7	149.7	86.6
2-Apr-14	149.7	149.7	97.1
19-Mar-14	149.7	149.7	102.9
5-Mar-14	149.7	149.7	102.9
Feb '14	148.7	148.7	114.5
Jan '14	146.6	146.6	91.5
Dec '13	146.6	146.6	86.2
Nov '13	143.4	146.6	80.7
Oct '13	139.2	142.4	82.2
Sep '13	139.2	142.4	76.8
Aug '13	139.2	142.4	76.1
Jul '13	141.3	144.5	75.7
Jun '13	143.4	146.6	80.7
May '13	144.1	147.3	82.8
Apr '13	145.5	148.7	85.6
Mar '13	147.6	150.8	85.3
Feb '13	144.5	147.7	85.0
Jan '13	141.3	144.5	82.5
Dec '12	141.3	144.5	76.8
Nov '12	142.9	146.1	78.5
Oct '12	144.5	147.6	76.3
Sep '12	141.9	145.0	79.6
Aug '12	132.9	136.1	77.7
Jul '12	138.2	141.3	73.9
Jun '12	138.2	141.3	80.4
May '12	144.5	147.6	93.6
Apr '12	144.5	147.6	98.0
Mar '12	144.5	147.6	92.8

## Residential Heating Fuel Prices — Ross River

	Furnace Oil	Arctic Stove Oil	Propane (500-gallon tank cost)
18-Mar-15	110.3	113.4	84.5
4-Mar-15	n/a	n/a	84.5
18-Feb-15	110.3	113.4	84.5
4-Feb-15	110.3	113.4	84.5
21-Jan-15	113.4	116.6	87.7
7-Jan-15	116.6	119.7	87.7
23-Dec-14	123.9	127.1	87.7
10-Dec-14	127.1	130.2	95.0
26-Nov-14	128.1	131.3	92.9
12-Nov-14	128.1	131.3	92.9
29-Oct-14	128.1	131.3	90.8
15-Oct-14	130.2	133.4	90.8
1-Oct-14	132.3	135.5	85.6
17-Sep-14	137.6	140.7	85.6
3-Sep-14	137.6	140.7	84.5
20-Aug-14	137.6	140.7	84.5
6-Aug-14	137.6	140.7	84.5
23-Jul-14	137.6	140.7	77.7
9-Jul-14	137.6	140.7	92.9
25-Jun-14	137.6	140.7	88.7
11-Jun-14	137.6	140.7	88.2
28-May-14	137.6	140.7	92.4
14-May-14	137.6	140.7	88.2
30-Apr-14	137.6	140.7	86.1
16-Apr-14	137.6	140.7	86.6
2-Apr-14	137.6	140.7	97.1
19-Mar-14	137.6	140.7	102.9
5-Mar-14	137.6	140.7	102.9
Feb '14	136.6	139.7	114.5
Jan '14	134.4	137.6	91.5
Dec '13	134.4	137.6	86.2
Nov '13	134.4	137.6	80.7
Oct '13	130.2	133.4	82.2
Sep '13	130.2	133.4	76.8
Aug '13	130.2	133.4	76.1
Jul '13	132.3	135.5	75.7
Jun '13	134.4	137.6	80.7
May '13	135.1	138.3	82.8
Apr '13	136.5	139.7	85.6
Mar '13	138.6	141.8	85.3
Feb '13	135.5	138.7	85.0
Jan '13	132.3	135.5	82.5
Dec '12	132.3	135.5	76.8
Nov '12	133.9	137.1	78.5
Oct '12	135.5	138.6	76.3
Sep '12	132.9	136.0	79.6
Aug '12	123.9	127.1	77.7
Jul '12	129.2	132.3	73.9
Jun '12	129.2	132.3	80.4
May '12	135.5	138.6	93.6
Apr '12	135.5	138.6	98.0
Mar '12	135.5	138.6	92.8

## Residential Heating Fuel Prices — Tagish & Teslin

	Tagish		
	Furnace Oil	Arctic Stove Oil	Propane (500-gallon tank cost)
18-Mar-15	108.3	118.7	-
4-Mar-15	n/a	119.9	-
18-Feb-15	108.3	115.3	-
4-Feb-15	108.3	111.8	-
21-Jan-15	-	112.3	-
7-Jan-15	-	136.5	-

23-Dec-14	-	136.5	-
10-Dec-14	-	136.5	-
26-Nov-14	-	142.8	-
12-Nov-14	-	142.8	-
29-Oct-14	-	142.8	-
15-Oct-14	-	149.1	-
1-Oct-14	-	149.1	-
17-Sep-14	-	149.1	-
3-Sep-14	-	149.1	-
20-Aug-14	-	149.1	-
6-Aug-14	-	149.1	-
23-Jul-14	-	149.1	-
9-Jul-14	-	149.1	-
25-Jun-14	-	149.1	-
11-Jun-14	-	149.1	-
28-May-14	-	149.1	-
14-May-14	-	149.1	-
30-Apr-14	-	149.1	-
16-Apr-14	-	149.1	-
2-Apr-14	-	149.1	-
19-Mar-14	-	149.1	-
5-Mar-14	-	146.0	-

Feb '14	-	146.0	-
Jan '14	-	143.9	-

Dec '13	-	140.2	-
Nov '13	-	136.5	-
Oct '13	-	136.5	-
Sep '13	-	136.5	-
Aug '13	-	136.5	-
Jul '13	-	136.5	-
Jun '13	-	136.5	-
May '13	-	136.5	-
Apr '13	-	136.5	-
Mar '13	-	136.5	-
Feb '13	-	136.5	-
Jan '13	-	136.5	-

Dec '12	-	136.5	-
Nov '12	-	134.4	-
Oct '12	-	134.4	-
Sep '12	-	134.4	-
Aug '12	-	129.2	-
Jul '12	-	136.5	-
Jun '12	-	136.5	-
May '12	-	136.5	-
Apr '12	-	136.5	-
Mar '12	-	136.5	-

	Teslin		
	Furnace Oil	Arctic Stove Oil	Propane (500-gallon tank cost)
18-Mar-15	109.0	112.1	84.5
4-Mar-15	n/a	113.6	84.5
18-Feb-15	109.0	110.3	84.5
4-Feb-15	109.0	110.3	84.5
21-Jan-15	112.2	112.2	87.7
7-Jan-15	115.4	118.5	87.7

23-Dec-14	122.7	125.9	87.7
10-Dec-14	125.9	129.0	95.0
26-Nov-14	126.9	130.1	92.9
12-Nov-14	126.9	130.1	92.9
29-Oct-14	126.9	130.1	90.8
15-Oct-14	129.0	132.2	90.8
1-Oct-14	131.1	134.3	85.6
17-Sep-14	136.4	139.5	85.6
3-Sep-14	136.4	139.5	84.5
20-Aug-14	136.4	139.5	84.5
6-Aug-14	136.4	139.5	84.5
23-Jul-14	136.4	139.5	77.7
9-Jul-14	136.4	139.5	92.9
25-Jun-14	136.4	139.5	88.7
11-Jun-14	136.4	139.4	88.2
28-May-14	136.4	139.4	92.4
14-May-14	136.4	139.4	88.2
30-Apr-14	136.4	139.4	86.1
16-Apr-14	136.4	139.4	86.6
2-Apr-14	136.4	139.4	97.1
19-Mar-14	136.4	139.4	102.9
5-Mar-14	136.4	139.4	102.9

Feb '14	135.4	138.4	114.5
Jan '14	133.2	136.3	91.5

Dec '13	133.2	136.3	86.2
Nov '13	133.0	136.1	80.7
Oct '13	128.6	131.8	82.2
Sep '13	128.1	131.3	76.8
Aug '13	126.6	129.7	76.1
Jul '13	130.7	133.9	75.7
Jun '13	133.1	136.3	79.2
May '13	131.7	134.9	81.0
Apr '13	132.1	135.3	81.4
Mar '13	137.3	140.5	80.4
Feb '13	132.4	135.6	76.9
Jan '13	129.8	132.7	71.9

Dec '12	129.8	132.7	69.2
Nov '12	132.6	135.8	71.5
Oct '12	134.2	135.4	72.9
Sep '12	131.6	134.7	75.7
Aug '12	121.1	124.3	68.2
Jul '12	125.1	128.2	73.9
Jun '12	124.8	127.9	73.5
May '12	132.1	135.2	83.8
Apr '12	131.4	134.5	89.7
Mar '12	134.2	137.3	85.7

## Residential Heating Fuel Prices — Watson Lake

	Furnace Oil	Arctic Stove Oil	Propane (500-gallon tank cost)
18-Mar-15	112.0	114.8	84.5
4-Mar-15	125.2	124.4	84.5
18-Feb-15	117.9	119.1	84.5
4-Feb-15	116.6	118.2	84.5
21-Jan-15	113.8	116.6	87.7
7-Jan-15	117.6	120.4	87.7
23-Dec-14	125.0	127.7	87.7
10-Dec-14	130.1	132.9	95.0
26-Nov-14	134.1	136.9	92.9
12-Nov-14	139.7	142.5	92.9
29-Oct-14	133.7	136.5	90.8
15-Oct-14	134.7	137.5	90.8
1-Oct-14	134.4	137.2	85.6
17-Sep-14	137.9	140.7	85.6
3-Sep-14	138.4	141.2	84.5
20-Aug-14	137.8	140.6	84.5
6-Aug-14	138.8	141.5	84.5
23-Jul-14	137.8	140.6	77.7
9-Jul-14	137.8	140.6	92.9
25-Jun-14	140.6	143.4	88.7
11-Jun-14	139.7	142.5	88.2
28-May-14	142.1	143.6	92.4
14-May-14	147.0	149.8	88.2
30-Apr-14	144.6	147.4	86.1
16-Apr-14	145.1	147.9	86.6
2-Apr-14	143.6	146.4	97.1
19-Mar-14	144.1	146.6	102.9
5-Mar-14	147.4	150.2	102.9

	Furnace Oil	Arctic Stove Oil	Propane (500-gallon tank)
Feb '14	146.5	149.3	114.5
Jan '14	144.6	147.3	91.5

Dec '13	146.4	149.0	86.2
Nov '13	139.7	142.5	80.7
Oct '13	136.1	138.9	82.2
Sep '13	133.9	136.7	76.8
Aug '13	131.8	134.6	76.1
Jul '13	132.2	135.0	75.7
Jun '13	132.2	135.0	75.7
Jul '13	132.2	135.0	75.7
Jun '13	132.9	135.7	79.2
May '13	134.4	137.2	81.0
Apr '13	135.9	138.7	81.4
Mar '13	138.5	141.3	80.4
Feb '13	138.1	140.9	76.9
Jan '13	133.7	136.5	74.6

Dec '12	134.0	136.7	69.2
Nov '12	132.0	134.8	71.5
Oct '12	133.1	137.0	72.9
Sep '12	131.4	135.9	75.7
Aug '12	125.3	128.6	68.2
Jul '12	127.1	132.1	73.9
Jun '12	125.5	128.7	73.5
May '12	132.5	135.1	83.8
Apr '12	136.3	139.4	89.7
Mar '12	134.2	137.3	85.7

Information collected by Yukon Bureau of Statistics  
for the Department of Energy, Mines and Resources.

Next release: April 30<sup>th</sup>, 2015



*Additional information:*  
Government of Yukon  
Executive Council Office  
Bureau of Statistics (A-8C)  
Box 2703, Whitehorse, Yukon Y1A 2C6  
Telephone: (867) 667-5640; Fax: (867) 393-6203  
Email: [ybsinfo@gov.yk.ca](mailto:ybsinfo@gov.yk.ca)  
website: <http://www.eco.gov.yk.ca/stats/>