

1

Retail Motor Fuel Prices in the Yukon

Average prices as of May 21st, 2008

	Self-Serve		
	regular	premium	diesel
Whitehorse	137.2	142.8	141.9
Beaver Creek	150.9	155.9	156.9
Carcross	149.9	157.9	157.9
Carmacks	145.9	153.5	149.9
Dawson City	161.3	165.7	166.2
Destruction Bay	144.9	149.0	150.9
Haines Junction	145.9	155.2	149.4
Mayo	153.5	165.0	155.0
Pelly Crossing	149.9	-	159.9
Ross River	147.9	-	156.9
Tagish	140.9	142.8	145.9
Teslin	138.9	142.9	144.4
Watson Lake	142.4	149.9	150.9

	Full-Serve			
	regular	premium	diesel	propane
Whitehorse	137.8	144.9	142.2	101.9
Burwash Landing	143.9	-	150.9	-
Dawson City	-	-	-	121.0
Destruction Bay	-	-	-	106.9
Haines Junction	140.9	-	151.9	105.9
Mayo	159.9	-	159.9	99.2
Tagish	-	-	-	106.0
Teslin	-	-	-	110.0
Watson Lake	-	-	143.9	118.0

Note: All prices are Canadian cents per litre, including all applicable taxes.

“-” Indicates this service is not available in this community at this time.

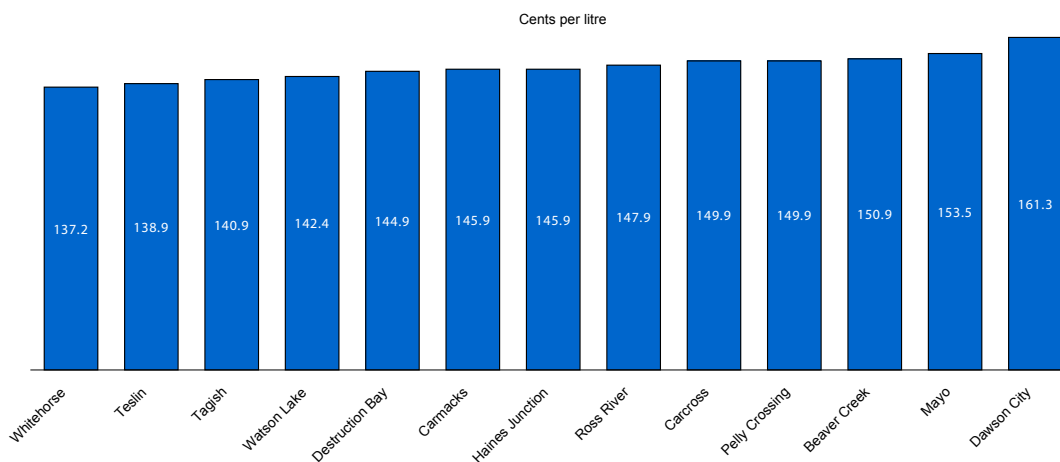
“N/A” indicates this information is not available for the reporting period.

Current average gasoline prices for regular self-serve in the Yukon range from 137.2¢ per litre in Whitehorse to 161.3¢ per litre in Dawson City. The price for premium self-serve ranges from 142.8¢ per litre in Whitehorse and Tagish to 165.7¢ per litre in Dawson City. The lowest price for self-serve diesel is in Whitehorse—141.9¢ per litre.

For full-serve regular gasoline, the average price ranges from 137.8¢ per litre in Whitehorse to 159.9¢ per litre in Mayo. The price for full-serve diesel ranges from 142.2¢ per litre in Whitehorse to 159.9¢ per litre in Mayo. In Haines Junction full-serve regular gasoline was cheaper than self-serve. In Watson Lake full-serve diesel was cheaper than self-serve.

Mayo has the lowest price for propane, at 99.2¢ per litre, while Dawson City has the highest, at 121.0¢ per litre.

Average Retail Gasoline Prices Regular Self-Serve — May 21st, 2008



2

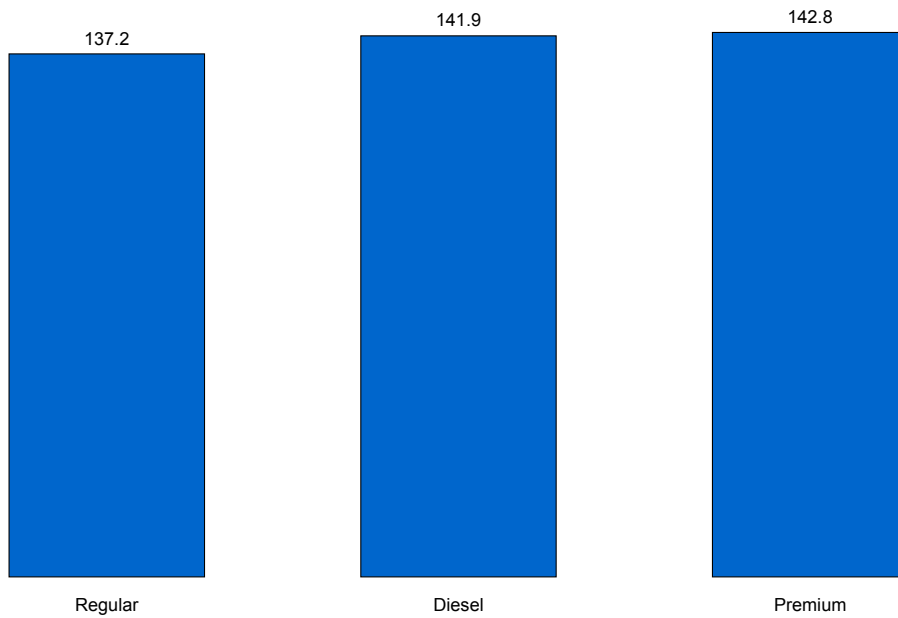
Retail Motor Fuel Prices — Whitehorse

	Self-Serve				Full-Serve				
	regular	mid-grade	premium	diesel	regular	mid-grade	premium	diesel	propane
21-May-08	137.2	-	142.8	141.9	137.8	-	144.9	142.2	101.9
7-May-08	136.3	-	142.1	140.8	137.8	-	144.9	142.2	101.6
22-Apr-08	126.6	-	132.8	135.4	126.4	-	132.6	137.6	94.9
9-Apr-08	120.6	-	126.9	132.0	120.8	-	128.9	136.6	92.6
26-Mar-08	120.2	-	126.2	129.5	120.8	-	128.9	130.6	92.6
12-Mar-08	120.2	-	125.8	123.6	120.1	-	128.2	125.2	92.6
27-Feb-08	115.6	-	121.7	120.0	117.1	-	124.9	122.6	92.6
13-Feb-08	115.6	-	121.6	119.1	117.8	-	125.6	121.9	92.6
30-Jan-08	115.6	-	121.6	119.1	117.8	-	125.6	121.9	92.6
16-Jan-08	115.8	-	121.4	119.4	117.4	-	125.6	118.6	92.6
2-Jan-08	115.8	-	121.2	120.3	117.4	-	125.6	121.9	90.2
19-Dec-07	115.8	-	121.9	120.1	117.8	-	128.9	123.2	90.2
5-Dec-07	116.5	-	122.2	119.6	117.8	-	128.9	123.2	90.2
21-Nov-07	115.6	-	122.0	116.9	117.1	-	127.9	115.6	87.9
7-Nov-07	115.6	-	122.3	109.1	117.1	-	127.9	114.6	82.6
24-Oct-07	115.6	-	122.3	109.4	117.1	-	127.9	114.6	82.6
10-Oct-07	117.1	-	122.7	108.7	121.1	-	129.9	111.9	89.9
26-Sep-07	119.9	-	123.7	109.0	122.4	-	127.9	111.9	82.6
12-Sep-07	119.8	-	124.3	109.1	122.4	-	127.9	111.9	81.9
29-Aug-07	119.8	-	124.7	108.9	121.8	-	127.2	111.9	80.9
15-Aug-07	119.8	-	124.9	108.7	121.8	-	127.9	111.9	80.9
1-Aug-07	119.9	-	125.1	109.0	121.8	-	127.9	111.9	80.9
18-Jul-07	119.9	-	124.9	108.7	121.8	-	127.9	111.9	80.9
4-Jul-07	119.7	-	124.9	108.2	121.8	-	123.9	111.9	80.9
20-Jun-07	119.7	-	124.9	107.8	121.8	-	127.9	111.9	80.9
6-Jun-07	120.4	-	124.9	107.6	121.8	-	129.2	111.9	80.9
23-May-07	116.5	-	121.2	107.5	117.1	-	124.9	112.4	80.9
9-May-07	114.1	-	119.1	108.8	115.8	-	123.2	113.2	80.9
April '07	104.6	-	109.9	104.5	105.5	-	116.1	109.2	80.0
March '07	104.7	-	110.6	106.3	104.8	-	114.7	108.8	79.9
February '07	97.4	-	102.8	103.1	97.8	-	110.1	102.9	79.2
January '07	99.1	-	105.1	106.3	98.9	-	108.6	102.9	78.9
December '06	97.8	-	104.5	101.0	97.7	-	109.8	103.6	71.9
November '06	97.8	-	104.5	101.0	97.7	-	109.8	103.6	71.9
October '06	99.1	-	105.9	99.9	100.1	-	114.0	104.3	76.0
September '06	110.5	117.2	116.7	110.4	111.6	118.9	124.2	117.6	83.2
August '06	119.7	124.1	125.7	114.0	121.8	124.4	130.1	117.2	84.6
July '06	116.0	120.8	122.8	110.7	119.4	122.9	127.5	112.6	83.4
June '06	113.6	119.9	121.8	109.7	118.2	122.9	127.5	110.3	82.9
May '06	114.4	118.6	122.1	108.7	118.2	122.9	127.5	110.6	82.9
April '06	117.1	123.2	123.0	108.5	119.8	123.2	127.5	114.2	81.2
March '06	101.6	106.3	109.2	101.8	102.6	107.2	111.9	102.3	80.2
February '06	105.6	109.9	111.9	105.1	105.8	109.4	114.1	112.1	82.1
January '06	105.7	110.0	112.0	108.1	105.8	109.4	114.1	113.9	83.2

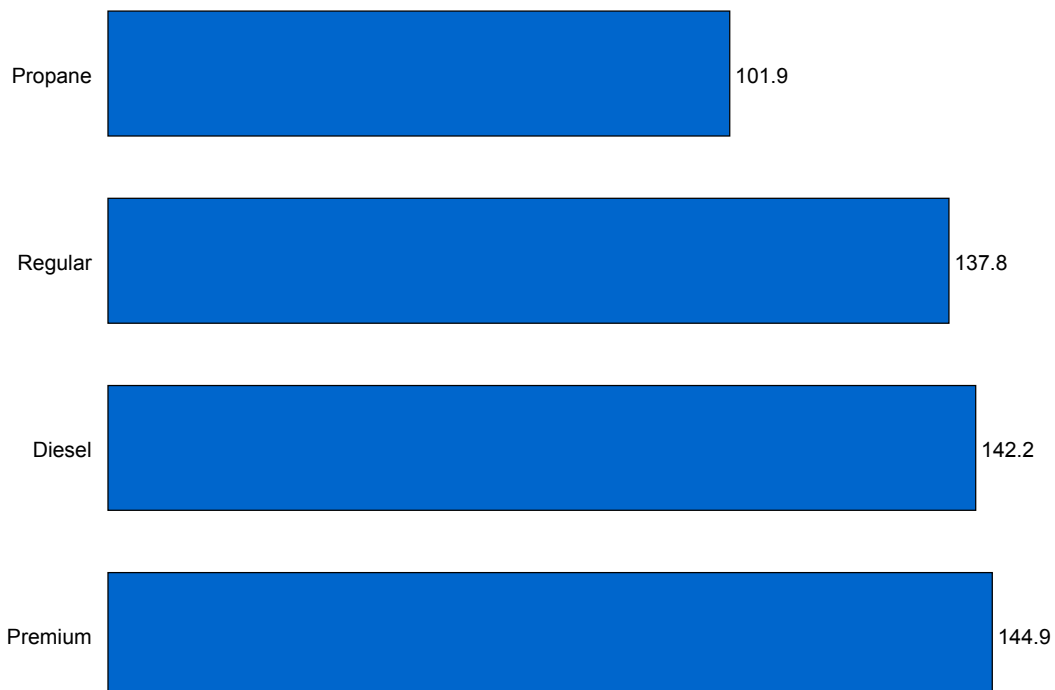
2

Retail Motor Fuel Prices — Whitehorse

**Average Self-Serve, as of May 21st, 2008
(cents per litre)**



**Average Full-Serve, as of May 21st, 2008
(cents per litre)**



3

Retail Motor Fuel Prices — Carmacks

	Self-Serve			Full-Serve
	regular	premium	diesel	propane
21-May-08	145.9	153.5	149.9	N/A
7-May-08	139.9	146.9	147.9	N/A
22-Apr-08	129.9	137.4	142.4	N/A
9-Apr-08	129.9	137.4	142.4	N/A
26-Mar-08	129.9	139.4	142.4	115.0
12-Mar-08	129.9	139.4	142.4	115.0
27-Feb-08	125.9	134.9	137.9	102.0
13-Feb-08	125.9	134.9	137.9	102.0
30-Jan-08	125.9	134.9	137.9	97.0
16-Jan-08	125.9	134.9	137.9	97.0
2-Jan-08	125.9	134.9	137.9	97.0
19-Dec-07	125.9	134.9	137.9	98.0
5-Dec-07	125.9	134.9	133.9	98.0
21-Nov-07	125.9	133.4	132.9	90.0
7-Nov-07	119.9	129.9	124.4	97.0
24-Oct-07	125.9	135.4	124.4	97.0
10-Oct-07	125.9	135.4	121.4	97.0
26-Sep-07	125.9	135.4	121.4	97.0
12-Sep-07	125.9	135.4	121.4	97.0
29-Aug-07	125.9	135.4	121.4	97.0
15-Aug-07	125.4	135.4	121.4	97.0
1-Aug-07	125.4	135.4	121.4	97.0
18-Jul-07	125.4	135.4	121.4	97.0
4-Jul-07	125.4	135.4	119.9	96.0
20-Jun-07	129.9	138.9	121.4	96.0
6-Jun-07	129.9	138.9	121.4	96.0
23-May-07	129.9	137.9	121.4	94.0
9-May-07	129.9	136.4	121.4	90.0
April '07	119.9	126.4	119.9	91.5
March '07	115.4	122.7	112.7	93.5
February '07	106.9	116.4	111.9	94.0
January '07	115.9	132.4	111.4	94.0
December '06	109.9	128.9	111.4	94.0
November '06	109.9	119.9	110.2	94.0
October '06	109.9	119.9	107.7	94.0
September '06	115.9	124.7	118.9	93.5
August '06	127.6	136.4	126.4	93.0
July '06	127.9	135.9	121.2	93.0
June '06	129.9	138.9	123.9	94.0
May '06	129.9	138.2	123.9	93.5
April '06	122.4	132.2	115.9	93.0
March '06	107.1	115.2	111.4	93.0
February '06	108.9	117.9	114.7	93.0
January '06	108.9	117.9	115.9	93.0

4

Retail Motor Fuel Prices — Dawson City

	Self-Serve			Full-Serve		
	regular	premium	diesel	regular	diesel	propane
21-May-08	161.3	165.7	166.2	-	-	121.0
7-May-08	159.7	163.6	161.2	-	-	121.0
22-Apr-08	152.2	155.8	158.6	-	-	121.0
9-Apr-08	145.2	149.0	151.0	-	-	113.0
26-Mar-08	145.7	148.0	147.0	-	-	99.9
12-Mar-08	140.8	148.1	139.2	-	-	99.9
27-Feb-08	140.1	146.7	138.2	-	-	99.9
13-Feb-08	140.1	146.7	138.2	-	-	99.9
30-Jan-08	139.7	146.7	138.3	-	-	99.9
16-Jan-08	139.7	146.7	138.3	-	-	99.9
2-Jan-08	139.4	147.2	139.0	-	-	99.9
19-Dec-07	138.4	147.2	139.0	-	-	99.9
5-Dec-07	138.2	146.0	136.3	-	-	99.9
21-Nov-07	139.7	147.3	137.2	-	-	99.9
7-Nov-07	139.7	147.3	135.0	-	-	99.9
24-Oct-07	139.7	147.3	135.0	-	-	99.9
10-Oct-07	139.7	147.3	135.0	-	-	99.9
26-Sep-07	140.4	147.5	134.1	-	-	99.9
12-Sep-07	140.4	147.5	134.1	-	-	99.9
29-Aug-07	140.4	147.5	134.1	-	-	99.9
15-Aug-07	140.4	147.5	134.1	-	-	99.9
1-Aug-07	141.7	147.5	135.4	-	-	99.9
18-Jul-07	141.7	147.5	135.4	-	-	97.9
4-Jul-07	140.5	147.5	133.8	-	-	97.9
20-Jun-07	140.9	147.2	133.9	-	-	97.9
6-Jun-07	143.2	147.2	133.9	-	-	97.9
23-May-07	142.7	147.5	133.9	-	-	97.9
9-May-07	137.4	146.2	134.4	-	-	97.9
April '07	132.6	140.1	131.1	-	-	97.9
March '07	125.1	132.8	130.5	-	-	97.9
February '07	121.9	129.1	129.1	-	-	97.9
January '07	122.0	127.9	126.8	-	-	97.9
December '06	119.3	123.6	120.1	-	-	97.9
November '06	119.8	124.3	120.8	-	-	98.2
October '06	122.5	127.3	122.8	-	-	98.5
September '06	130.3	135.1	129.1	-	-	98.5
August '06	136.5	142.2	130.8	-	-	98.5
July '06	134.4	139.8	129.2	-	-	98.2
June '06	133.7	139.1	129.0	131.5	130.0	96.8
May '06	133.5	139.2	130.3	129.0	126.0	95.0
April '06	133.6	139.6	128.8	125.0	123.0	94.0
March '06	121.9	128.4	125.6	119.0	120.0	86.5
February '06	123.2	129.2	126.2	117.0	126.5	86.5
January '06	123.2	129.1	126.0	110.0	125.0	86.5

5

Retail Motor Fuel Prices — Haines Junction

	Self-Serve			Full-Serve		
	regular	premium	diesel	regular	diesel	propane
21-May-08	145.9	155.2	149.4	140.9	151.9	105.9
7-May-08	145.7	154.9	149.2	140.9	151.9	105.9
22-Apr-08	133.7	143.2	143.2	130.9	135.9	105.9
9-Apr-08	125.3	133.7	137.6	122.9	131.9	105.9
26-Mar-08	124.0	132.5	127.3	117.9	120.9	92.9
12-Mar-08	124.0	132.5	123.6	117.9	120.9	92.9
27-Feb-08	117.5	122.9	121.5	117.9	120.9	92.9
13-Feb-08	117.9	122.9	120.9	117.9	120.9	92.9
30-Jan-08	117.5	122.9	121.5	117.9	120.9	92.9
16-Jan-08	117.5	122.9	121.5	117.9	120.9	92.9
2-Jan-08	117.5	122.9	121.5	117.9	120.9	92.9
19-Dec-07	121.3	130.4	122.9	117.9	116.9	92.9
5-Dec-07	121.3	130.4	122.9	117.9	116.9	92.9
21-Nov-07	123.4	130.4	119.4	117.9	116.9	83.9
7-Nov-07	121.3	130.4	119.3	117.9	116.9	83.9
24-Oct-07	120.9	130.2	119.3	117.9	116.9	83.9
10-Oct-07	124.3	132.9	119.3	122.9	116.9	83.9
26-Sep-07	124.3	132.9	119.3	122.9	116.9	83.9
12-Sep-07	125.7	134.6	119.4	122.9	116.9	83.9
29-Aug-07	125.7	134.6	119.4	122.9	116.9	83.9
15-Aug-07	125.7	134.6	119.4	122.9	116.9	83.9
1-Aug-07	125.7	134.6	119.4	122.9	116.9	83.9
18-Jul-07	125.7	134.6	119.4	122.9	116.9	83.9
4-Jul-07	125.7	134.6	119.4	122.9	116.9	83.9
20-Jun-07	125.7	134.6	119.4	122.9	116.9	79.5
6-Jun-07	125.7	134.6	119.4	122.9	116.9	79.5
23-May-07	125.7	134.6	119.4	122.9	116.9	79.5
9-May-07	122.7	132.6	118.2	116.9	116.9	79.5
April '07	119.3	128.8	117.9	114.4	115.4	79.5
March '07	108.2	115.9	109.3	108.9	110.4	79.5
February '07	106.7	114.4	108.6	105.9	115.9	79.5
January '07	106.4	114.2	111.3	105.9	115.9	79.5
December '06	106.0	113.9	107.0	105.9	105.9	79.5
November '06	106.0	113.9	106.0	105.9	105.9	79.5
October '06	106.9	114.9	107.9	105.9	105.9	79.5
September '06	116.9	124.1	117.9	114.9	114.9	79.5
August '06	125.5	133.2	118.2	125.2	116.6	79.5
July '06	121.2	128.3	115.0	119.9	114.4	79.5
June '06	120.4	127.4	114.3	117.9	112.9	79.5
May '06	118.7	128.9	115.4	118.9	112.9	79.5
April '06	120.7	127.7	115.7	116.9	111.4	79.5
March '06	107.9	115.4	111.9	105.9	105.9	79.5
February '06	110.4	116.9	110.4	110.9	109.4	79.5
January '06	110.9	116.9	110.9	110.9	107.9	79.5

6

Retail Motor Fuel Prices — Mayo

	Self-Serve			Full-Serve			
	regular	premium	diesel	regular	premium	diesel	propane
21-May-08	153.5	165.0	155.0	159.9	-	159.9	99.2
7-May-08	153.5	165.0	146.0	149.9	-	159.9	99.2
22-Apr-08	147.5	153.0	143.5	149.9	-	159.9	99.2
9-Apr-08	139.5	147.0	136.5	149.9	-	159.9	99.2
26-Mar-08	139.5	147.0	136.5	139.9	-	138.5	99.2
12-Mar-08	137.5	140.9	129.0	139.9	-	138.5	99.2
27-Feb-08	136.9	140.9	128.9	139.9	-	138.5	99.2
13-Feb-08	136.9	140.9	128.9	139.9	-	138.5	99.2
30-Jan-08	136.9	140.9	128.9	139.9	-	138.5	99.2
16-Jan-08	136.9	140.9	128.9	139.9	-	138.5	99.2
2-Jan-08	136.9	140.9	128.9	139.9	-	138.5	99.2
19-Dec-07	136.9	140.9	128.9	139.9	-	138.5	92.9
5-Dec-07	136.9	140.9	128.9	139.9	-	122.9	99.2
21-Nov-07	136.9	140.9	128.9	139.9	-	122.9	99.2
7-Nov-07	136.9	140.9	128.9	139.9	-	129.0	99.2
24-Oct-07	136.9	140.9	128.9	139.9	-	122.9	99.2
10-Oct-07	136.9	140.9	128.9	139.9	-	122.9	99.2
26-Sep-07	136.9	140.9	128.9	138.0	-	125.5	99.2
12-Sep-07	136.9	140.9	128.9	138.0	-	125.5	99.2
29-Aug-07	136.9	140.9	128.9	138.0	-	125.5	99.2
15-Aug-07	136.9	140.9	128.9	138.0	-	125.5	99.2
1-Aug-07	136.9	140.9	128.9	138.0	-	125.5	99.2
18-Jul-07	136.9	140.9	128.9	134.9	-	123.4	99.2
4-Jul-07	136.9	140.9	128.9	134.9	-	123.4	99.2
20-Jun-07	136.9	140.9	128.9	139.9	-	122.9	99.2
6-Jun-07	N/A	N/A	N/A	134.9	-	123.4	99.2
23-May-07	136.9	132.9	128.9	129.9	-	123.4	92.3
9-May-07	128.9	132.9	120.9	126.4	-	126.9	92.3
April '07	128.9	132.9	120.9	118.8	-	122.9	92.3
March '07	120.9	132.9	120.9	117.4	-	122.9	92.3
February '07	120.9	132.9	120.9	113.9	-	122.9	92.3
January '07	120.9	132.9	127.9	115.1	-	121.2	92.3
December '06	112.9	132.9	115.9	114.9	-	120.4	92.3
November '06	112.9	132.9	115.9	115.9	-	120.4	92.3
October '06	117.9	132.9	121.9	117.9	-	122.9	92.3
September '06	125.9	132.9	127.9	134.9	-	128.9	92.3
August '06	128.2	132.9	128.2	134.1	-	128.6	92.8
July '06	124.9	132.9	124.9	128.4	-	127.4	93.2
June '06	124.9	132.9	124.9	124.4	-	127.4	93.2
May '06	124.9	132.9	124.9	124.4	-	127.4	92.3
April '06	119.9	132.9	123.4	119.9	-	127.4	92.3
March '06	112.2	132.9	121.9	115.4	-	127.4	92.3
February '06	110.9	132.9	121.9	115.4	-	127.4	92.3
January '06	116.9	132.9	125.9	115.4	-	127.4	92.3

7

Retail Motor Fuel Prices — Teslin

	Self-Serve				Full-Serve
	regular	mid-grade	premium	diesel	propane
21-May-08	138.9	-	142.9	144.4	110.0
7-May-08	137.4	-	139.9	142.4	100.0
22-Apr-08	127.9	-	130.9	137.4	100.0
9-Apr-08	122.9	-	124.9	134.4	100.0
26-Mar-08	120.9	-	126.9	129.4	90.0
12-Mar-08	118.9	-	122.9	124.9	90.0
27-Feb-08	115.9	-	121.9	120.9	90.0
13-Feb-08	115.9	-	121.9	120.9	90.0
30-Jan-08	115.9	-	121.9	120.9	90.0
16-Jan-08	115.9	-	121.9	120.9	90.0
2-Jan-08	115.9	-	121.9	120.9	90.0
19-Dec-07	115.9	-	121.9	120.9	90.0
5-Dec-07	115.9	-	121.9	120.9	90.0
21-Nov-07	115.8	-	121.9	117.5	N/A
7-Nov-07	117.5	-	N/A	110.9	90.0
24-Oct-07	119.0	-	123.9	108.0	90.0
10-Oct-07	118.5	-	123.9	108.5	90.0
26-Sep-07	121.9	-	126.9	112.4	90.0
12-Sep-07	121.9	-	126.9	112.4	90.0
29-Aug-07	121.9	-	126.9	111.4	90.0
15-Aug-07	121.9	-	126.9	111.4	90.0
1-Aug-07	121.9	-	126.9	111.4	90.0
18-Jul-07	121.9	-	126.9	111.4	90.0
4-Jul-07	121.9	-	126.9	111.4	90.0
20-Jun-07	121.9	-	126.9	111.4	90.0
6-Jun-07	120.9	-	124.9	111.4	90.0
23-May-07	118.9	-	120.9	111.4	90.0
9-May-07	114.4	-	118.9	108.4	90.0
April '07	109.4	-	113.9	107.9	90.0
March '07	100.9	-	103.9	104.8	90.0
February '07	98.9	-	103.9	106.4	90.0
January '07	101.1	-	105.9	109.6	90.0
December '06	97.7	-	102.9	101.4	90.0
November '06	96.9	-	102.9	101.4	90.0
October '06	103.2	-	107.4	104.2	90.5
September '06	113.3	117.0	117.5	114.5	90.0
August '06	120.8	123.6	126.6	115.4	90.0
July '06	116.7	118.4	121.4	109.4	90.0
June '06	112.9	115.9	118.9	108.7	90.0
May '06	112.9	115.9	118.9	106.4	89.0
April '06	119.0	121.5	123.5	104.2	84.9
March '06	101.9	104.9	106.9	106.4	95.9
February '06	105.9	107.9	109.9	111.7	95.4
January '06	105.9	107.9	109.9	112.9	91.4

8

Retail Motor Fuel Prices — Watson Lake

	Self-Serve			Full-Serve		
	regular	premium	diesel	regular	diesel	propane
21-May-08	142.4	149.9	150.9	-	143.9	118.0
7-May-08	142.9	149.9	147.9	-	143.9	107.9
22-Apr-08	138.9	146.9	145.9	-	139.9	110.0
9-Apr-08	135.9	143.9	140.9	-	139.9	105.5
26-Mar-08	130.9	138.9	140.9	-	133.9	99.5
12-Mar-08	129.9	138.9	134.9	-	120.9	89.9
27-Feb-08	128.9	137.9	131.9	-	120.9	89.9
13-Feb-08	126.9	133.9	129.9	-	120.9	89.9
30-Jan-08	126.9	139.9	129.9	-	120.9	89.9
16-Jan-08	126.9	137.9	129.9	-	120.9	89.9
2-Jan-08	126.9	137.9	135.9	-	120.9	89.9
19-Dec-07	125.9	134.4	131.9	-	120.9	89.9
5-Dec-07	124.9	135.9	133.9	-	120.9	89.9
21-Nov-07	122.4	132.4	120.9	-	120.9	89.9
7-Nov-07	119.9	132.4	118.4	-	120.9	89.9
24-Oct-07	120.9	133.6	115.2	-	120.9	89.9
10-Oct-07	121.9	133.2	116.6	-	120.9	89.9
26-Sep-07	120.9	133.2	117.6	-	120.9	89.9
12-Sep-07	120.9	133.2	116.2	-	120.9	89.9
29-Aug-07	124.9	133.2	116.2	-	120.9	89.9
15-Aug-07	123.9	132.9	115.9	-	120.9	89.9
1-Aug-07	123.4	131.9	115.2	-	120.9	89.9
18-Jul-07	123.9	132.4	115.2	-	120.9	89.9
4-Jul-07	123.4	131.7	115.2	-	120.9	89.9
20-Jun-07	124.9	132.4	116.4	-	120.9	89.9
6-Jun-07	126.4	134.4	114.9	-	120.9	89.9
23-May-07	126.2	132.2	115.2	-	120.9	89.9
9-May-07	120.4	126.4	115.9	-	120.9	89.9
April '07	114.6	121.3	114.9	119.9	120.9	89.9
March '07	109.9	117.2	110.6	116.9	113.9	89.9
February '07	109.9	117.6	111.5	116.9	113.9	89.9
January '07	109.9	118.6	113.1	116.9	117.9	89.9
December '06	109.9	118.4	106.6	116.9	117.9	89.9
November '06	109.9	118.7	106.9	116.9	117.9	89.9
October '06	113.4	121.9	110.4	116.9	117.9	89.9
September '06	123.4	129.2	118.4	128.9	121.9	89.9
August '06	125.7	131.8	119.4	128.9	121.9	89.9
July '06	123.5	128.8	117.4	128.9	119.9	89.9
June '06	119.9	125.7	114.3	120.9	117.9	89.9
May '06	119.9	125.7	113.9	120.9	117.9	89.9
April '06	117.3	124.1	115.3	118.9	117.9	89.9
March '06	109.6	118.2	113.2	112.9	117.9	89.9
February '06	109.6	118.2	115.6	112.9	117.9	89.9
January '06	109.6	118.2	115.6	112.9	117.9	89.9

9

Retail Motor Fuel Prices — Other Yukon Communities

	Beaver Creek self-serve		
	regular	premium	diesel
21-May-08	150.9	155.9	156.9
7-May-08	150.9	155.9	156.9
22-Apr-08	138.9	143.9	146.9
9-Apr-08	132.9	137.9	140.9
26-Mar-08	133.9	138.9	142.9
12-Mar-08	133.9	138.9	126.9
27-Feb-08	128.9	133.9	126.9
13-Feb-08	128.9	133.9	126.9
30-Jan-08	128.9	133.9	126.9
16-Jan-08	128.9	133.9	126.9
2-Jan-08	N/A	N/A	N/A

19-Dec-07	128.9	133.9	126.9
5-Dec-07	128.9	133.9	126.9
21-Nov-07	128.9	133.9	122.9
7-Nov-07	128.9	133.9	122.9
24-Oct-07	128.9	133.9	122.9
10-Oct-07	128.9	133.9	122.9
26-Sep-07	128.9	133.9	122.9
12-Sep-07	131.3	133.9	124.4
29-Aug-07	131.3	133.9	124.4
15-Aug-07	131.3	133.9	124.4
1-Aug-07	131.3	133.9	124.4
18-Jul-07	131.3	133.9	122.9
4-Jul-07	131.3	133.9	122.9
20-Jun-07	130.5	133.9	124.0
6-Jun-07	131.0	133.9	124.0
23-May-07	131.0	133.9	124.0
9-May-07	128.0	130.9	124.0

Apr '07	126.9	128.4	124.4
Mar '07	124.6	120.9	121.2
Feb '07	123.3	120.9	120.4
Jan '07	123.3	120.9	123.9

Dec '06	120.3	120.9	121.1
Nov '06	120.3	120.9	120.3
Oct '06	122.3	120.9	120.4
Sept '06	127.3	126.9	123.4
Aug '06	130.4	137.6	123.8
July '06	126.7	133.4	122.9
June '06	125.9	131.9	122.4
May '06	124.2	126.0	121.7
Apr '06	124.4	131.0	119.9
Mar '06	118.0	119.2	118.0
Feb '06	124.5	120.9	125.0
Jan '06	124.8	120.9	123.5

	Burwash Landing full-serve	
	regular	diesel
21-May-08	143.9	150.9
7-May-08	143.9	150.9
22-Apr-08	N/A	N/A
9-Apr-08	N/A	N/A
26-Mar-08	N/A	N/A
12-Mar-08	N/A	N/A
27-Feb-08	N/A	N/A
13-Feb-08	N/A	N/A
30-Jan-08	N/A	N/A
16-Jan-08	N/A	N/A
2-Jan-08	129.9	129.9

19-Dec-07	N/A	N/A
5-Dec-07	129.0	127.0
21-Nov-07	N/A	N/A
7-Nov-07	N/A	N/A
24-Oct-07	N/A	N/A
10-Oct-07	129.9	127.9
26-Sep-07	129.9	127.9
12-Sep-07	129.9	126.9
29-Aug-07	129.9	126.9
15-Aug-07	129.9	126.9
1-Aug-07	129.9	126.9
18-Jul-07	128.9	126.9
4-Jul-07	126.9	126.9
20-Jun-07	126.9	126.9
6-Jun-07	126.9	126.9
23-May-07	126.9	126.9
9-May-07	116.9	116.9

Apr '07	N/A	N/A
Mar '07	N/A	N/A
Feb '07	106.9	109.9
Jan '07	106.9	109.9

Dec '06	106.9	109.9
Nov '06	106.9	109.9
Oct '06	109.5	111.9
Sept '06	120.5	117.5
Aug '06	129.9	119.9
July '06	N/A	N/A
June '06	122.5	N/A
May '06	N/A	N/A
Apr '06	N/A	N/A
Mar '06	N/A	N/A
Feb '06	N/A	N/A
Jan '06	N/A	N/A

9

Retail Motor Fuel Prices — Other Yukon Communities

	Carcross self-serve		
	regular	premium	diesel
21-May-08	149.9	157.9	157.9
7-May-08	144.9	149.9	149.9
22-Apr-08	134.9	139.9	144.9
9-Apr-08	129.9	138.9	142.9
26-Mar-08	125.9	132.9	141.9
12-Mar-08	123.0	129.9	126.0
27-Feb-08	119.9	129.9	121.9
13-Feb-08	119.9	129.9	121.9
30-Jan-08	119.9	124.9	121.9
16-Jan-08	119.9	124.9	121.9
2-Jan-08	119.9	124.9	121.9
19-Dec-07	119.9	129.9	121.9
5-Dec-07	119.9	124.9	119.9
21-Nov-07	115.0	124.9	117.9
7-Nov-07	115.0	124.9	117.9
24-Oct-07	119.0	124.9	117.9
10-Oct-07	123.5	129.9	114.9
26-Sep-07	123.5	129.9	114.9
12-Sep-07	124.9	129.9	114.9
29-Aug-07	124.9	129.9	114.9
15-Aug-07	124.9	129.9	114.9
1-Aug-07	124.9	129.9	114.9
18-Jul-07	129.9	136.9	121.9
4-Jul-07	129.9	136.9	121.9
20-Jun-07	129.9	136.9	121.9
6-Jun-07	129.9	136.9	121.9
23-May-07	124.9	134.9	121.9
9-May-07	124.9	134.9	121.9
Apr '07	115.9	125.9	121.9
Mar '07	110.9	120.9	118.4
Feb '07	105.9	115.9	114.9
Jan '07	105.6	125.2	114.9
Dec '06	99.7	129.9	110.9
Nov '06	99.5	129.9	110.9
Oct '06	113.9	129.9	121.9
Sept '06	119.9	129.9	124.9
August '06	123.2	133.6	123.2
July '06	121.9	129.9	119.9
June '06	120.9	129.9	119.9
May '06	120.9	129.9	119.9
Apr '06	119.9	127.9	116.4
Mar '06	104.9	114.6	114.4
Feb '06	106.9	117.9	117.9
Jan '06	108.9	119.9	121.9

	Destruction Bay self-serve			full-serve
	regular	premium	diesel	propane
21-May-08	144.9	149.0	150.9	106.9
7-May-08	149.0	149.0	150.0	106.9
22-Apr-08	132.9	141.9	140.9	106.9
9-Apr-08	129.9	135.9	138.9	106.9
26-Mar-08	130.9	135.9	139.9	106.9
12-Mar-08	130.9	135.9	123.9	106.9
27-Feb-08	125.9	130.9	123.9	106.9
13-Feb-08	125.9	130.9	123.9	106.9
30-Jan-08	125.9	130.9	123.9	106.9
16-Jan-08	125.9	130.9	123.9	106.9
2-Jan-08	125.9	130.9	123.9	106.9
19-Dec-07	125.9	130.9	123.9	106.9
5-Dec-07	125.9	130.9	123.9	106.9
21-Nov-07	125.9	130.9	119.9	106.9
7-Nov-07	125.9	130.9	119.9	106.9
24-Oct-07	125.9	130.9	119.9	106.9
10-Oct-07	125.9	130.9	119.9	106.9
26-Sep-07	125.9	130.9	119.9	106.9
12-Sep-07	125.9	130.9	119.9	106.9
29-Aug-07	125.9	130.9	119.9	106.9
15-Aug-07	125.9	130.9	119.9	106.9
1-Aug-07	125.9	130.9	119.9	106.9
18-Jul-07	125.9	130.9	119.9	106.9
4-Jul-07	125.9	130.9	119.9	106.9
20-Jun-07	125.9	130.9	119.9	106.9
6-Jun-07	125.9	130.9	119.9	106.9
23-May-07	125.9	130.9	119.9	106.9
9-May-07	119.9	129.9	119.9	109.9
Apr '07	117.4	126.4	119.9	109.9
Mar '07	112.4	121.4	113.4	108.4
Feb '07	109.9	119.9	111.9	106.9
Jan '07	109.9	117.9	118.9	106.9
Dec '06	109.9	117.9	111.4	106.9
Nov '06	109.9	117.9	109.9	101.0
Oct '06	110.9	117.9	110.8	98.9
Sept '06	117.9	123.9	117.9	98.9
August '06	127.6	133.9	118.9	98.9
July '06	122.9	128.9	116.9	98.9
June '06	122.9	128.9	112.9	94.4
May '06	122.9	128.9	112.9	94.4
Apr '06	122.9	128.9	112.9	89.9
Mar '06	108.9	119.9	108.9	89.9
Feb '06	112.9	118.9	113.9	89.9
Jan '06	112.9	118.9	113.9	89.9

9

Retail Motor Fuel Prices — Other Yukon Communities

	Pelly Crossing		Ross River		Tagish self-serve				full-serve	
	regular	diesel	regular	diesel	regular	premium	diesel	propane		
21-May-08	149.9	159.9	21-May-08	147.9	156.9	21-May-08	140.9	142.8	145.9	106.0
7-May-08	139.9	149.9	7-May-08	147.9	156.9	7-May-08	139.9	139.8	145.9	106.0
22-Apr-08	139.9	149.9	22-Apr-08	142.9	151.9	22-Apr-08	129.8	133.8	139.8	106.0
9-Apr-08	139.9	149.9	9-Apr-08	135.9	151.9	9-Apr-08	122.9	130.8	132.9	96.0
26-Mar-08	129.9	139.9	26-Mar-08	135.9	151.9	26-Mar-08	122.9	127.8	127.4	96.0
12-Mar-08	129.9	139.9	12-Mar-08	135.9	151.9	12-Mar-08	122.9	127.8	127.4	96.0
27-Feb-08	129.9	139.9	27-Feb-08	128.9	132.9	27-Feb-08	120.4	127.8	122.4	96.0
13-Feb-08	129.9	139.9	13-Feb-08	128.9	132.9	13-Feb-08	120.4	127.8	122.4	96.0
30-Jan-08	129.9	139.9	30-Jan-08	128.9	132.9	30-Jan-08	120.4	127.8	125.9	95.0
16-Jan-08	129.9	149.9	16-Jan-08	128.9	132.9	16-Jan-08	122.4	127.8	123.9	85.0
2-Jan-08	129.9	139.9	2-Jan-08	128.9	132.9	2-Jan-08	122.4	127.8	122.9	85.0
19-Dec-07	129.9	132.9	19-Dec-07	129.9	132.9	19-Dec-07	122.4	127.8	125.9	85.0
5-Dec-07	N/A	N/A	5-Dec-07	N/A	N/A	5-Dec-07	122.4	127.8	125.9	85.0
21-Nov-07	129.9	124.9	21-Nov-07	128.9	132.9	21-Nov-07	124.9	N/A	118.9	89.0
7-Nov-07	129.9	124.9	7-Nov-07	128.9	132.9	7-Nov-07	124.9	N/A	118.9	N/A
24-Oct-07	129.9	124.9	24-Oct-07	128.9	132.9	24-Oct-07	120.4	N/A	115.9	85.0
10-Oct-07	129.9	124.9	10-Oct-07	128.9	132.9	10-Oct-07	122.4	127.8	115.9	85.0
26-Sep-07	129.9	124.9	26-Sep-07	128.9	127.9	26-Sep-07	122.4	127.8	115.9	85.0
12-Sep-07	129.9	124.9	12-Sep-07	128.9	127.9	12-Sep-07	122.4	127.8	115.9	85.0
29-Aug-07	129.9	124.9	29-Aug-07	128.9	121.9	29-Aug-07	122.4	127.8	115.9	85.0
15-Aug-07	129.9	125.9	15-Aug-07	128.9	121.9	15-Aug-07	121.4	127.8	115.9	85.0
1-Aug-07	129.9	125.9	1-Aug-07	128.9	121.9	1-Aug-07	121.4	127.8	114.4	85.0
18-Jul-07	129.9	124.9	18-Jul-07	128.9	121.9	18-Jul-07	121.4	127.8	114.4	85.0
4-Jul-07	129.9	124.9	4-Jul-07	128.9	121.9	4-Jul-07	121.4	127.8	114.4	85.0
20-Jun-07	129.9	124.9	20-Jun-07	123.9	113.9	20-Jun-07	121.4	127.8	113.4	85.0
6-Jun-07	129.9	124.9	6-Jun-07	123.9	113.9	6-Jun-07	119.9	127.8	114.4	85.0
23-May-07	129.9	124.9	23-May-07	123.9	113.9	23-May-07	118.4	125.8	114.4	85.0
9-May-07	129.9	124.9	9-May-07	123.9	113.9	9-May-07	112.4	118.8	114.4	85.0
Apr '07	119.9	124.9	Apr '07	119.9	124.9	Apr '07	111.4	116.8	112.9	85.0
Mar '07	111.4	124.9	Mar '07	119.9	124.9	Mar '07	107.4	108.8	110.9	85.0
Feb '07	108.9	124.9	Feb '07	119.9	124.9	Feb '07	104.4	104.8	110.2	85.0
Jan '07	116.9	129.9	Jan '07	119.9	124.9	Jan '07	105.2	104.8	113.7	85.0
Dec '06	111.9	113.9	Dec '06	119.9	124.9	Dec '06	107.4	104.8	111.2	85.0
Nov '06	111.9	113.9	Nov '06	119.9	124.9	Nov '06	104.9	105.8	108.4	85.0
Oct '06	111.9	113.9	Oct '06	119.9	124.9	Oct '06	105.2	108.3	109.4	85.0
Sept '06	117.9	120.4	Sept '06	129.9	129.9	Sept '06	114.2	121.8	113.7	85.0
August '06	128.2	126.6	August '06	132.2	127.2	August '06	122.4	116.7	-	-
July '06	129.9	124.9	July '06	132.4	121.9	July '06	120.9	113.2	-	-
June '06	124.9	119.9	June '06	127.9	121.9	June '06	118.4	111.4	-	-
May '06	118.9	119.9	May '06	121.9	123.9	May '06	117.4	113.0	-	-
Apr '06	124.9	119.9	Apr '06	115.9	119.9	Apr '06	108.9	110.5	-	-
Mar '06	109.6	117.2	Mar '06	115.9	119.9	Mar '06	102.6	109.3	-	-
Feb '06	112.9	119.9	Feb '06	115.9	119.9	Feb '06	107.9	113.0	-	-
Jan '06	112.9	119.9	Jan '06	115.9	122.9	Jan '06	108.4	114.9	-	-

10

Residential Fuel Prices in the Yukon

Average prices as of May 21st, 2008

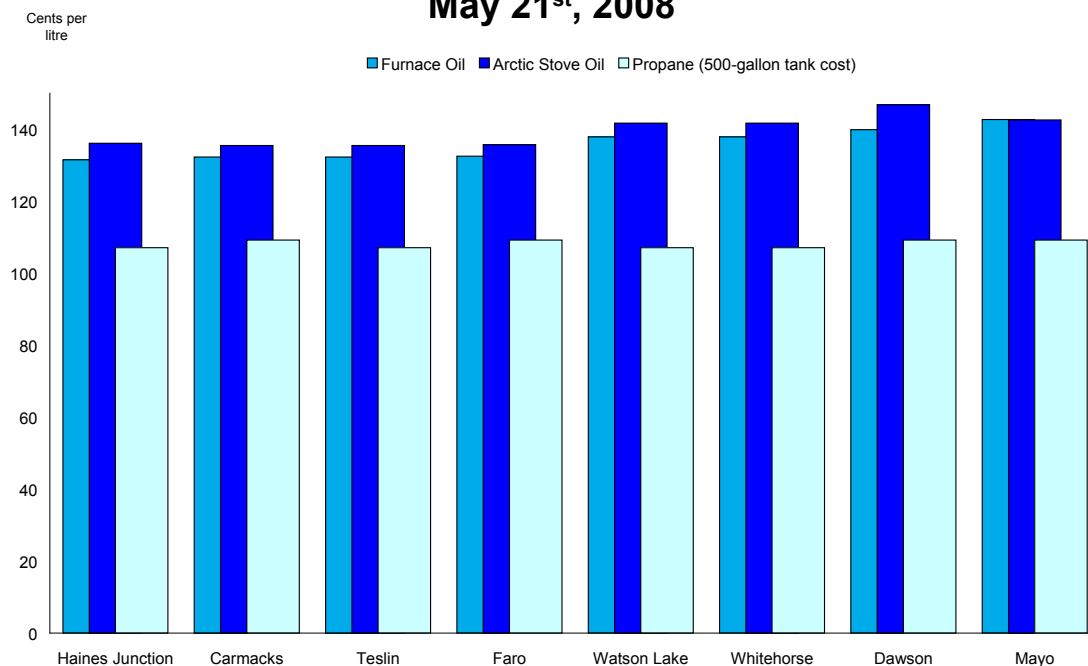
	Residential Heating Fuels		
	Furnace Oil	Arctic Stove Oil	Propane (500-gallon tank cost)
Carmacks	132.3	135.5	109.2
Dawson City	139.9	146.8	109.2
Faro	132.5	135.7	109.2
Haines Junction	131.5	136.1	107.1
Mayo	142.7	142.6	109.2
Teslin	132.3	135.5	107.1
Watson Lake	137.9	141.7	107.1
Whitehorse	137.9	141.7	107.1

Notes: All prices are Canadian cents per litre, including all applicable taxes.
 "N/A" indicates this information is not available for the reporting period.

Average prices for residential furnace oil in the Yukon range from 131.5¢ per litre in Haines Junction to 142.7¢ per litre in Mayo. The price of arctic stove oil varies from 135.5¢ per litre in Teslin and Carmacks to 146.8¢ per litre in Dawson City. Whitehorse had the lowest propane price at 107.1¢ per litre, while Carmacks, Dawson City, Faro, and Mayo had the highest at 109.2¢ per litre

Price discounts may apply to seniors, members of unions or service groups, or for quick payment. Ask your fuel supplier for details.

Average Residential Heating Fuel Prices May 21st, 2008



Residential Heating Fuel Prices — Whitehorse

	Furnace Oil	Arctic Stove Oil	Propane (500-gallon tank cost)
21-May-08	137.9	141.7	107.1
7-May-08	130.1	133.5	93.5
22-Apr-08	127.7	131.1	93.5
9-Apr-08	125.1	128.5	93.5
26-Mar-08	122.7	125.8	93.5
12-Mar-08	116.8	120.0	88.2
27-Feb-08	112.5	115.7	88.2
13-Feb-08	109.3	112.4	88.2
30-Jan-08	109.6	112.4	88.2
16-Jan-08	112.9	116.3	86.1
2-Jan-08	112.6	115.8	83.5
19-Dec-07	113.4	116.6	82.0
5-Dec-07	112.6	115.8	78.9
21-Nov-07	109.2	112.1	77.3
7-Nov-07	103.8	107.0	77.3
24-Oct-07	101.2	104.4	73.8
10-Oct-07	98.3	102.0	73.8
26-Sep-07	98.3	101.7	73.8
12-Sep-07	99.6	102.8	72.2
29-Aug-07	97.4	101.1	72.2
15-Aug-07	97.6	101.1	72.4
1-Aug-07	98.8	102.5	71.7
18-Jul-07	95.1	98.8	70.9
4-Jul-07	95.9	99.6	70.4
20-Jun-07	96.4	100.0	70.4
6-Jun-07	95.1	98.4	70.4
23-May-07	98.1	101.2	70.4
9-May-07	96.5	99.6	70.4
April '07	99.8	103.0	69.6
March '07	98.0	101.1	68.8
February '07	96.4	99.4	68.8
January '07	98.0	101.1	67.0
December '06	92.6	95.9	65.4
November '06	87.6	91.0	65.4
October '06	87.0	90.4	66.3
September '06	92.5	95.9	66.3
August '06	105.4	108.7	68.4
July '06	99.7	103.1	70.0
June '06	97.8	101.2	67.7
May '06	95.5	98.9	67.7
April '06	95.6	99.5	73.2
March '06	88.2	92.0	65.2
February '06	91.0	95.1	65.2
January '06	94.3	98.4	63.1

12

Residential Heating Fuel Prices — Carmacks

	Furnace Oil	Arctic Stove Oil	Propane (500-gallon tank cost)
21-May-08	132.3	135.5	109.2
7-May-08	132.3	135.5	109.2
22-Apr-08	129.1	132.3	109.2
9-Apr-08	129.1	132.3	109.2
26-Mar-08	124.9	128.0	109.2
12-Mar-08	118.5	121.7	98.6
27-Feb-08	114.3	117.4	98.6
13-Feb-08	114.3	117.4	98.6
30-Jan-08	117.4	120.6	98.6
16-Jan-08	117.4	120.6	94.3
2-Jan-08	117.4	120.6	94.3
19-Dec-07	117.4	120.6	94.3
5-Dec-07	117.4	120.6	92.2
21-Nov-07	111.1	114.3	89.0
7-Nov-07	102.6	105.8	89.0
24-Oct-07	102.6	105.8	89.0
10-Oct-07	102.6	105.8	89.0
26-Sep-07	102.6	105.8	89.0
12-Sep-07	102.6	105.8	85.8
29-Aug-07	102.6	105.8	85.8
15-Aug-07	102.6	105.8	N/A
1-Aug-07	102.6	105.8	84.9
18-Jul-07	102.6	105.8	84.9
4-Jul-07	102.6	105.8	83.8
20-Jun-07	102.6	105.8	83.8
6-Jun-07	102.6	105.8	83.8
23-May-07	101.5	104.7	83.8
9-May-07	101.5	104.7	83.8
April '07	101.5	104.7	82.7
March '07	101.5	104.7	81.5
February '07	101.5	104.7	81.5
January '07	102.6	110.4	78.1
December '06	96.2	100.5	76.8
November '06	90.9	95.2	76.8
October '06	91.7	96.0	76.6
September '06	96.9	101.2	76.6
August '06	108.4	112.7	77.3
July '06	101.3	105.6	77.3
June '06	100.0	104.5	78.1
May '06	101.3	105.6	75.1
April '06	99.7	104.0	73.2
March '06	95.2	99.5	73.2
February '06	96.0	100.3	73.2
January '06	98.8	104.5	73.2

13

Residential Heating Fuel Prices — Dawson City

	Furnace Oil	Arctic Stove Oil	Propane (500-gallon tank cost)
21-May-08	139.9	146.8	109.2
7-May-08	139.9	143.1	109.2
22-Apr-08	132.9	137.0	109.2
9-Apr-08	132.9	132.7	109.2
26-Mar-08	128.7	126.9	109.2
12-Mar-08	120.5	123.7	98.6
27-Feb-08	118.1	120.5	98.6
13-Feb-08	116.8	120.5	98.6
30-Jan-08	121.3	122.1	98.6
16-Jan-08	116.3	120.0	94.3
2-Jan-08	116.3	120.0	94.3
19-Dec-07	116.3	120.0	94.3
5-Dec-07	116.3	120.0	92.2
21-Nov-07	117.2	120.9	91.2
7-Nov-07	112.9	116.7	91.2
24-Oct-07	114.0	117.7	91.2
10-Oct-07	114.0	117.7	91.2
26-Sep-07	114.0	117.7	91.2
12-Sep-07	114.0	117.7	87.9
29-Aug-07	114.0	117.7	87.9
15-Aug-07	114.0	117.7	n/a
1-Aug-07	114.0	117.7	87.9
18-Jul-07	114.0	117.7	87.9
4-Jul-07	115.1	117.7	86.8
20-Jun-07	114.0	117.7	86.8
6-Jun-07	114.0	117.7	86.8
23-May-07	113.5	117.2	86.8
9-May-07	113.5	117.2	86.8
April '07	113.5	117.2	85.2
March '07	112.4	116.1	83.6
February '07	111.4	115.1	83.6
January '07	110.6	113.8	80.3
December '06	105.5	109.3	79.0
November '06	102.3	106.6	79.0
October '06	103.5	107.8	78.7
September '06	112.5	116.8	78.7
August '06	119.0	122.7	79.5
July '06	111.3	115.6	79.5
June '06	111.3	115.6	77.4
May '06	108.1	112.4	76.3
April '06	110.4	114.8	75.3
March '06	106.3	110.6	75.3
February '06	109.2	113.5	75.3
January '06	111.3	115.6	75.3

14

Residential Heating Fuel Prices — Faro

	Furnace Oil	Arctic Stove Oil	Propane (500-gallon tank cost)
21-May-08	132.5	135.7	109.2
7-May-08	132.5	135.7	109.2
22-Apr-08	129.3	132.5	109.2
9-Apr-08	129.3	132.5	109.2
26-Mar-08	125.1	128.3	109.2
12-Mar-08	118.7	121.9	98.6
27-Feb-08	114.6	117.8	98.6
13-Feb-08	114.6	116.7	98.6
30-Jan-08	117.7	120.8	98.6
16-Jan-08	117.7	120.8	94.3
2-Jan-08	117.7	120.8	94.3
19-Dec-07	117.7	120.8	94.3
5-Dec-07	117.7	120.8	92.2
21-Nov-07	112.1	114.5	91.2
7-Nov-07	102.8	106.0	91.2
24-Oct-07	102.8	106.0	91.2
10-Oct-07	102.8	106.0	91.2
26-Sep-07	102.8	106.0	91.2
12-Sep-07	102.8	106.0	87.9
29-Aug-07	102.8	106.0	87.9
15-Aug-07	102.8	106.0	N/A
1-Aug-07	102.8	106.0	87.9
18-Jul-07	102.8	106.0	87.9
4-Jul-07	102.8	106.0	86.8
20-Jun-07	102.8	106.0	86.8
6-Jun-07	102.8	106.0	86.8
23-May-07	101.8	104.9	86.8
9-May-07	101.8	104.9	86.8
April '07	101.8	104.9	85.2
March '07	101.8	104.9	83.6
February '07	101.8	104.9	83.6
January '07	103.2	107.1	80.3
December '06	101.8	100.7	79.0
November '06	101.8	95.4	79.0
October '06	97.2	96.2	78.7
September '06	97.2	101.4	78.7
August '06	108.6	112.9	79.5
July '06	101.5	105.8	79.5
June '06	101.5	105.8	77.4
May '06	101.5	105.8	75.3
April '06	99.9	104.2	73.2
March '06	95.5	99.7	73.2
February '06	96.2	100.5	73.2
January '06	100.5	104.8	73.2

15

Residential Heating Fuel Prices — Haines Junction

	Furnace Oil	Arctic Stove Oil	Propane (500-gallon tank cost)
21-May-08	131.5	136.1	107.1
7-May-08	130.7	133.1	107.1
22-Apr-08	128.3	132.9	107.1
9-Apr-08	125.9	130.2	107.1
26-Mar-08	119.0	124.2	107.1
12-Mar-08	115.9	121.8	96.5
27-Feb-08	109.8	115.2	96.5
13-Feb-08	108.2	111.3	96.5
30-Jan-08	112.7	112.6	96.5
16-Jan-08	113.7	115.4	92.2
2-Jan-08	113.7	116.5	92.2
19-Dec-07	114.6	119.3	92.2
5-Dec-07	113.7	116.8	90.1
21-Nov-07	110.6	115.4	89.0
7-Nov-07	102.1	106.9	89.0
24-Oct-07	101.0	103.4	89.0
10-Oct-07	99.2	95.7	84.0
26-Sep-07	100.2	102.1	89.0
12-Sep-07	97.6	101.1	85.8
29-Aug-07	97.6	100.6	85.8
15-Aug-07	97.6	100.6	N/A
1-Aug-07	97.8	100.9	85.8
18-Jul-07	97.0	100.4	85.8
4-Jul-07	96.7	99.1	84.7
20-Jun-07	97.2	99.5	84.7
6-Jun-07	95.7	97.2	84.7
23-May-07	97.0	99.7	84.7
9-May-07	96.5	99.2	84.7
April '07	98.5	101.4	83.1
March '07	97.6	101.4	81.5
February '07	96.0	98.5	81.5
January '07	98.7	102.2	78.1
December '06	90.3	94.0	76.8
November '06	87.1	89.7	76.8
October '06	89.1	91.9	76.6
September '06	97.9	98.6	76.6
August '06	105.6	109.4	77.3
July '06	99.9	104.2	77.3
Jun '06	98.7	102.5	75.3
May '06	97.6	100.1	74.2
April '06	95.7	99.7	73.2
March '06	93.0	96.1	73.2
February '06	92.3	94.9	73.2
January '06	95.7	98.2	73.2

16

Residential Heating Fuel Prices — Mayo

	Furnace Oil	Arctic Stove Oil	Propane (500-gallon tank cost)
21-May-08	142.7	142.6	109.2
7-May-08	133.9	139.8	109.2
22-Apr-08	132.3	138.2	109.2
9-Apr-08	130.2	136.8	109.2
26-Mar-08	128.0	128.8	109.2
12-Mar-08	125.0	126.1	98.6
27-Feb-08	125.0	126.6	98.6
13-Feb-08	123.8	125.4	98.6
30-Jan-08	127.8	128.2	98.6
16-Jan-08	127.8	128.2	94.3
2-Jan-08	127.8	128.2	94.3
19-Dec-07	127.8	128.2	94.3
5-Dec-07	127.8	123.8	92.2
21-Nov-07	121.5	120.6	91.2
7-Nov-07	113.0	116.4	91.2
24-Oct-07	113.0	116.4	91.2
10-Oct-07	113.0	113.7	91.2
26-Sep-07	115.3	115.0	91.2
12-Sep-07	113.7	114.0	87.9
29-Aug-07	113.7	115.0	87.9
15-Aug-07	113.2	115.0	N/A
1-Aug-07	114.3	115.0	87.9
18-Jul-07	114.3	115.0	87.9
4-Jul-07	114.3	115.0	86.8
20-Jun-07	113.0	113.7	86.8
6-Jun-07	112.9	114.0	86.8
23-May-07	111.5	112.6	86.8
9-May-07	111.5	112.6	86.8
April '07	111.5	112.8	85.2
March '07	111.3	112.3	83.6
February '07	111.5	112.6	83.6
January '07	110.8	112.1	80.3
December '06	105.4	106.9	79.0
November '06	103.6	105.0	79.0
October '06	106.5	107.9	78.7
September '06	112.1	113.5	78.7
August '06	118.7	120.4	79.5
July '06	112.8	114.2	79.5
June '06	110.9	112.3	77.4
May '06	110.9	112.3	76.3
April '06	109.2	110.9	75.3
March '06	109.5	110.9	75.3
February '06	110.1	111.5	75.3
January '06	112.5	113.9	75.3

17

Residential Heating Fuel Prices — Teslin

	Furnace Oil	Arctic Stove Oil	Propane (500-gallon tank cost)
21-May-08	132.3	135.5	107.1
7-May-08	132.3	131.8	107.1
22-Apr-08	129.1	129.2	107.1
9-Apr-08	129.1	129.2	107.1
26-Mar-08	124.9	122.3	107.1
12-Mar-08	118.5	116.5	96.5
27-Feb-08	114.3	114.4	96.5
13-Feb-08	114.3	114.4	96.5
30-Jan-08	117.4	116.0	96.5
16-Jan-08	117.4	120.6	92.2
2-Jan-08	116.5	118.1	92.2
19-Dec-07	117.4	120.6	92.2
5-Dec-07	117.4	115.4	90.1
21-Nov-07	111.1	111.2	89.0
7-Nov-07	102.6	105.8	89.0
24-Oct-07	102.6	105.8	89.0
10-Oct-07	102.6	105.8	89.0
26-Sep-07	102.6	105.8	89.0
12-Sep-07	102.6	103.8	85.8
29-Aug-07	102.6	103.8	85.8
15-Aug-07	102.6	105.8	N/A
1-Aug-07	102.6	105.8	85.8
18-Jul-07	102.6	105.8	85.8
4-Jul-07	102.6	105.8	84.7
20-Jun-07	102.6	105.8	84.7
6-Jun-07	102.6	105.8	84.7
23-May-07	101.5	104.7	84.7
9-May-07	101.5	104.7	84.7
April '07	101.5	103.5	83.1
March '07	101.5	102.7	81.5
February '07	101.5	102.2	81.5
January '07	103.3	101.8	78.1
December '06	96.2	96.4	76.8
November '06	90.9	93.2	76.8
October '06	91.7	94.7	76.6
September '06	96.9	101.2	76.6
August '06	108.4	110.8	77.3
July '06	101.3	105.6	77.3
June '06	101.3	105.6	75.3
May '06	101.3	105.6	74.2
April '06	99.7	104.0	73.2
March '06	95.2	99.5	73.2
February '06	96.0	100.3	73.2
January '06	100.3	104.5	73.2

18

Residential Heating Fuel Prices — Watson Lake

	Furnace Oil	Arctic Stove Oil	Propane (500-gallon tank cost)
21-May-08	137.9	141.7	107.1
7-May-08	134.4	138.2	107.1
22-Apr-08	131.7	134.8	107.1
9-Apr-08	131.0	134.8	107.1
26-Mar-08	128.2	131.9	107.1
12-Mar-08	123.7	127.6	96.5
27-Feb-08	118.2	122.0	96.5
13-Feb-08	112.8	116.6	96.5
30-Jan-08	113.9	117.7	96.5
16-Jan-08	115.2	119.4	92.2
2-Jan-08	116.2	120.0	92.2

19-Dec-07	118.7	122.5	92.2
5-Dec-07	117.1	120.9	90.1
21-Nov-07	111.8	116.2	89.0
7-Nov-07	102.8	106.0	89.0
24-Oct-07	102.0	106.3	89.0
10-Oct-07	100.8	104.7	89.0
26-Sep-07	100.8	104.7	89.0
12-Sep-07	100.9	104.7	85.8
29-Aug-07	99.7	102.8	85.8
15-Aug-07	99.3	102.4	N/A
1-Aug-07	100.6	103.7	85.8

	Furnace Oil	Arctic Stove Oil	Propane (500-gallon tank cost)
18-Jul-07	98.5	102.4	85.8
4-Jul-07	98.5	102.0	84.7
20-Jun-07	99.3	102.6	84.7
6-Jun-07	97.9	101.2	84.7
23-May-07	98.5	101.8	84.7
9-May-07	98.4	101.7	84.7

April '07	99.7	103.0	83.1
March '07	100.8	104.1	81.5
February '07	98.5	101.4	81.5
January '07	100.4	103.6	78.1

December '06	91.4	95.3	76.8
November '06	87.5	91.3	76.8
October '06	88.4	92.2	76.6
September '06	92.6	96.3	76.6
August '06	105.4	109.4	77.3
July '06	100.5	104.9	77.3
June '06	98.3	102.7	75.3
May '06	98.9	103.4	74.2
April '06	96.8	101.2	73.2
March '06	91.0	95.4	73.2
February '06	92.1	96.5	73.2
January '06	97.4	102.3	73.2

Information collected by The Yukon Bureau of Statistics
for the Department of Economic Development.

Next release: June 18th, 2008



Additional information:
The Yukon Government
Executive Council Office
Bureau of Statistics (A-8C)
Box 2703, Whitehorse, Yukon Y1A 2C6
Telephone: (867) 667-5640; Fax: (867) 393-6203
email: ybsinfo@gov.yk.ca
website: <http://www.eco.gov.yk.ca/stats/>