

1

Retail Motor Fuel Prices in the Yukon

Average prices as of May 20th, 2009

	Self-serve		
	regular	premium	diesel
Whitehorse	99.5	105.9	97.5
Beaver Creek	113.9	118.9	106.9
Carcross	114.9	124.9	119.9
Carmacks	112.9	117.4	108.9
Dawson City	124.5	129.3	127.8
Destruction Bay	110.9	115.9	103.9
Haines Junction	109.3	121.4	109.3
Mayo	110.5	114.0	121.5
Pelly Crossing	114.9	-	114.9
Ross River	109.5	-	124.9
Tagish	104.4	106.8	111.9
Teslin	101.4	104.9	99.4
Watson Lake	107.4	114.9	101.4

	Full-serve			
	regular	premium	diesel	propane
Whitehorse	99.7	106.2	103.9	88.4
Burwash Landing	107.9	-	109.9	-
Dawson City	-	-	-	114.9
Destruction Bay	-	-	-	155.9
Haines Junction	103.9	-	105.9	108.9
Mayo	123.9	-	119.9	119.0
Tagish	-	-	-	98.0
Teslin	-	-	-	115.9
Watson Lake	-	-	104.9	125.9

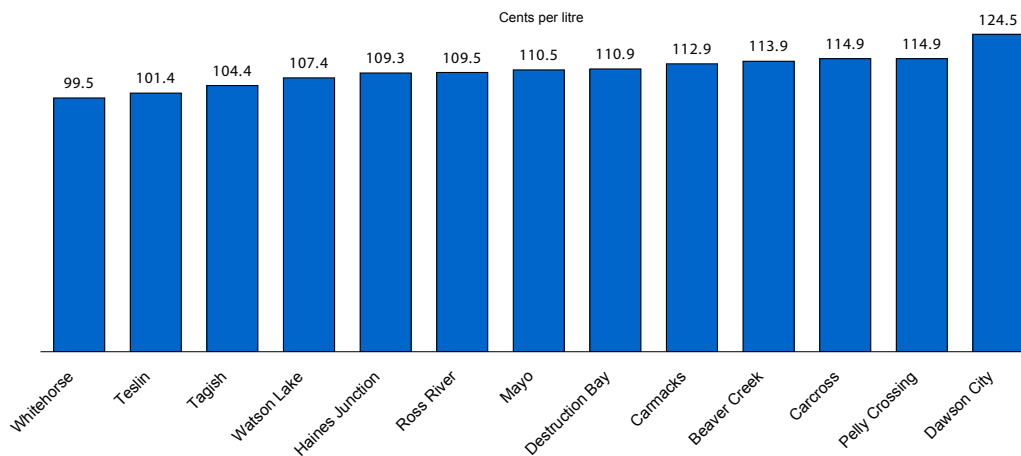
Note: All prices are Canadian cents per litre, including all applicable taxes.
 “-” indicates this service was not available in this community at this time.
 “N/A” indicates this information was not available for the reporting period.

Current average gasoline prices for regular self-serve in the Yukon range from 99.5¢ per litre in Whitehorse to 124.5¢ per litre in Dawson City. The price for premium self-serve ranges from 104.9¢ per litre in Teslin to 129.3¢ per litre in Dawson City. The lowest price for self-serve diesel is in Whitehorse—97.5¢ per litre. In Haines Junction, regular self-serve gasoline cost more than full-serve.

For full-serve regular gasoline, the average price ranges from 99.7¢ per litre in Whitehorse to 123.9¢ per litre in Mayo. The price for full-serve diesel ranges from 103.9¢ per litre in Whitehorse to 119.9¢ per litre in Mayo. In Haines Junction and Mayo self-serve diesel cost more than full-serve.

Whitehorse had the lowest price for propane, at 88.4¢ per litre, while Destruction Bay had the highest, at 155.9¢ per litre.

Average Retail Gasoline Prices Regular Self-serve — May 20th, 2009



2

Retail Motor Fuel Prices — Whitehorse

	Self-serve		
	regular	premium	diesel
20-May-09	99.5	105.9	97.5
6-May-09	98.3	105.3	97.9
22-Apr-09	98.4	106.5	99.0
8-Apr-09	98.4	105.0	99.2
25-Mar-09	98.4	105.0	98.9
11-Mar-09	98.4	105.2	99.1
25-Feb-09	97.1	103.7	105.6
11-Feb-09	89.7	95.0	106.9
28-Jan-09	86.2	92.5	106.3
14-Jan-09	85.4	92.9	105.8

31-Dec-08	86.8	93.9	109.1
17-Dec-08	89.1	96.1	110.0
3-Dec-08	93.6	100.8	117.8
19-Nov-08	103.7	110.3	126.7
5-Nov-08	110.6	116.8	132.0
22-Oct-08	121.5	130.0	137.5
8-Oct-08	130.8	137.2	140.8
24-Sep-08	139.7	145.3	142.1
10-Sep-08	139.4	145.5	143.5
27-Aug-08	140.0	146.4	145.8
13-Aug-08	141.0	146.8	148.3
30-Jul-08	144.4	150.2	152.6
16-Jul-08	146.1	151.4	154.7
2-Jul-08	144.9	151.0	150.6
18-Jun-08	144.3	150.3	148.7
4-Jun-08	141.0	146.3	146.8
21-May-08	137.2	142.8	141.9
7-May-08	136.3	142.1	140.8

April '08	123.6	129.9	133.7
March '08	120.2	126.0	126.6
February '08	115.6	121.7	119.6
January '08	115.7	121.4	119.6

December '07	116.2	122.1	119.9
November '07	115.6	122.2	113.0
October '07	116.4	122.5	109.1
September '07	119.9	124.0	109.1
August '07	119.8	124.9	108.9
July '07	119.8	124.9	108.5
June '07	120.1	124.9	107.7
May '07	115.3	120.2	108.2
April '07	109.5	114.7	108.4
March '07	104.7	110.6	106.3
February '07	97.4	102.8	103.1
January '07	99.1	105.1	106.3

	Full-serve			
	regular	premium	diesel	propane
99.7	106.2	103.9	88.4	
99.7	106.2	103.9	88.4	
99.9	106.2	103.9	90.1	
99.2	107.2	105.6	90.2	
98.7	106.4	102.9	91.6	
98.7	106.4	105.9	92.6	
98.6	106.4	109.4	93.6	
90.8	99.9	109.4	90.3	
89.3	99.7	109.4	90.8	
87.3	97.7	108.4	88.1	

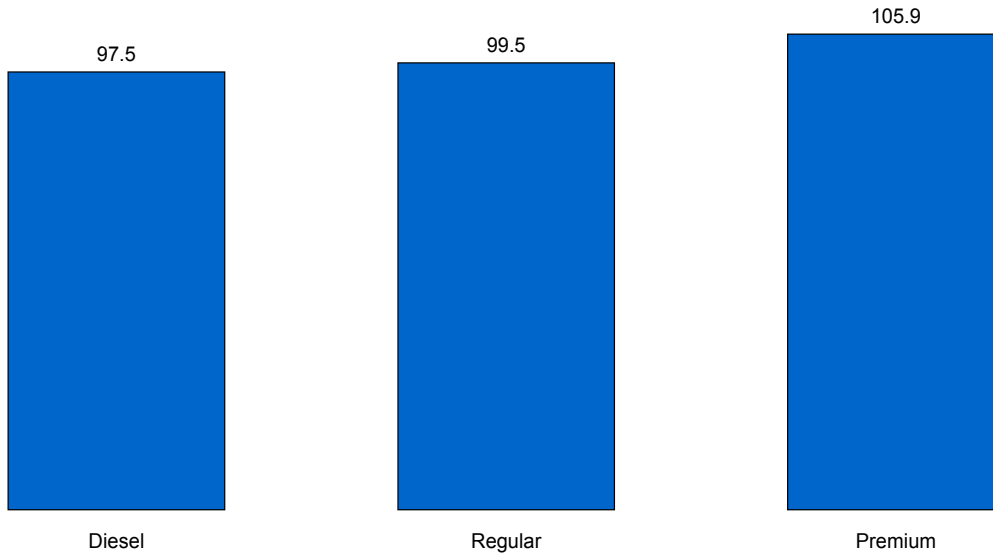
88.8	98.9	112.4	88.1
89.8	106.4	117.4	88.1
97.1	112.2	128.7	89.3
108.3	126.9	135.7	93.9
112.0	129.4	141.9	96.4
127.1	137.9	140.2	94.9
136.3	142.7	146.2	100.9
142.8	147.6	148.3	102.4
141.5	146.9	147.6	102.4
141.4	146.6	148.3	102.6
144.8	150.6	155.2	106.2
144.8	150.6	155.2	107.3
146.4	152.6	157.6	106.3
145.8	151.9	151.2	104.9
145.1	151.2	150.6	105.2
140.8	146.9	146.9	100.9
137.8	144.9	142.2	101.9
137.8	144.9	142.2	101.6

123.6	130.8	137.1	93.8
120.5	128.6	127.9	92.6
117.5	125.3	122.3	92.6
117.5	125.6	120.8	91.8


117.8	128.9	123.2	90.2
117.1	127.9	115.1	85.3
119.1	128.9	113.3	86.3
122.4	127.9	111.9	82.3
121.8	127.7	111.9	80.9
121.8	125.9	111.9	80.9
121.8	128.6	111.9	80.9
116.5	124.1	112.8	80.9
110.5	119.2	110.7	79.9
104.8	114.7	108.8	79.9
97.8	110.1	102.9	79.2
98.9	108.6	102.9	78.9

Retail Motor Fuel Prices — Whitehorse

**Average Self-serve, as of May 20th, 2009
(cents per litre)**



**Average Full-serve, as of May 20th, 2009
(cents per litre)**



3

Retail Motor Fuel Prices — Carmacks

	Self-serve			Full-serve
	regular	premium	diesel	propane
20-May-09	112.9	117.4	108.9	-
6-May-09	112.9	117.4	108.5	-
22-Apr-09	112.9	117.4	108.5	-
8-Apr-09	112.9	117.4	106.9	-
25-Mar-09	102.9	106.9	107.4	-
11-Mar-09	102.9	106.9	107.4	-
25-Feb-09	102.9	106.9	107.4	-
11-Feb-09	97.9	103.4	113.4	-
28-Jan-09	95.4	102.9	115.9	-
14-Jan-09	92.9	99.9	115.9	-
31-Dec-08	92.9	108.9	115.9	-
17-Dec-08	92.9	117.9	126.9	-
3-Dec-08	102.9	112.9	128.9	-
19-Nov-08	115.9	124.4	144.9	-
5-Nov-08	129.9	138.4	147.4	-
22-Oct-08	144.9	156.4	156.9	-
8-Oct-08	149.9	159.4	159.9	-
24-Sep-08	153.9	160.9	162.4	-
10-Sep-08	153.9	160.9	162.4	-
27-Aug-08	153.9	160.9	162.4	-
13-Aug-08	153.9	160.9	162.4	-
30-Jul-08	159.4	168.4	169.9	-
16-Jul-08	158.9	168.9	169.9	-
2-Jul-08	153.9	161.4	158.9	-
18-Jun-08	153.9	160.4	161.9	-
4-Jun-08	149.9	156.9	159.9	-
21-May-08	145.9	153.5	149.9	-
7-May-08	139.9	146.9	147.9	-
April '08	129.9	137.4	142.4	-
March '08	129.9	139.4	142.4	115.0
February '08	125.9	134.9	137.9	102.0
January '08	125.9	134.9	137.9	97.0
December '07	125.9	134.9	135.9	98.0
November '07	122.9	131.7	128.7	93.5
October '07	125.9	135.4	122.9	97.0
September '07	125.9	135.4	121.4	97.0
August '07	125.6	135.4	121.4	97.0
July '07	125.4	135.4	120.7	96.5
June '07	129.9	138.9	121.4	96.0
May '07	129.9	137.2	121.4	92.0
April '07	119.9	126.4	119.9	91.5
March '07	115.4	122.7	112.7	93.5
February '07	106.9	116.4	111.9	94.0
January '07	115.9	132.4	111.4	94.0

4

Retail Motor Fuel Prices — Dawson City

	Self-serve			Full-serve		
	regular	premium	diesel	regular	diesel	propane
20-May-09	124.5	129.3	127.8	-	-	114.9
6-May-09	121.5	129.3	128.3	-	-	114.9
22-Apr-09	120.7	127.7	129.5	-	-	114.9
8-Apr-09	120.7	132.3	129.5	-	-	114.9
25-Mar-09	120.7	132.3	129.5	-	-	114.9
11-Mar-09	117.0	134.3	129.3	-	-	114.9
25-Feb-09	116.8	134.3	132.5	-	-	115.0
11-Feb-09	114.0	139.3	138.3	-	-	115.0
28-Jan-09	114.0	146.0	138.3	-	-	115.0
14-Jan-09	122.5	152.7	144.5	-	-	118.0
31-Dec-08	125.0	152.7	147.0	-	-	118.0
17-Dec-08	127.0	159.5	149.7	-	-	N/A
3-Dec-08	141.3	155.0	154.3	-	-	120.0
19-Nov-08	147.6	158.3	160.0	-	-	120.0
5-Nov-08	151.3	161.9	160.2	-	-	120.0
22-Oct-08	155.0	161.9	165.4	-	-	120.0
8-Oct-08	164.6	174.1	169.4	-	-	120.0
24-Sep-08	168.6	173.6	169.5	-	-	120.0
10-Sep-08	168.6	173.7	171.2	-	-	120.0
27-Aug-08	168.4	173.4	171.5	-	-	126.0
13-Aug-08	171.7	176.9	176.0	-	-	126.0
30-Jul-08	170.9	177.2	177.0	-	-	126.9
16-Jul-08	170.9	174.5	177.0	-	-	126.0
2-Jul-08	167.7	174.2	173.0	-	-	126.0
18-Jun-08	165.9	172.5	172.0	-	-	121.0
4-Jun-08	163.1	168.7	170.7	-	-	121.0
21-May-08	161.3	165.7	166.2	-	-	121.0
7-May-08	159.7	163.6	161.2	-	-	121.0
April '08	148.7	152.4	154.8	-	-	117.0
March '08	143.3	148.1	143.1	-	-	99.9
February '08	140.1	146.7	138.2	-	-	99.9
January '08	139.6	146.9	138.5	-	-	99.9
December '07	138.3	146.6	137.7	-	-	99.9
November '07	139.7	147.3	136.1	-	-	99.9
October '07	139.7	147.3	135.0	-	-	99.9
September '07	140.4	147.5	134.1	-	-	99.9
August '07	140.8	147.5	134.5	-	-	99.9
July '07	141.1	147.5	134.6	-	-	97.9
June '07	142.1	147.2	133.9	-	-	97.9
May '07	140.1	146.9	134.2	-	-	97.9
April '07	132.6	140.1	131.1	-	-	97.9
March '07	125.1	132.8	130.5	-	-	97.9
February '07	121.9	129.1	129.1	-	-	97.9
January '07	122.0	127.9	126.8	-	-	97.9

5

Retail Motor Fuel Prices — Haines Junction

	Self-serve			Full-serve		
	regular	premium	diesel	regular	diesel	propane
20-May-09	109.3	121.4	109.3	103.9	105.9	108.9
6-May-09	107.6	118.4	109.3	103.9	105.9	108.9
22-Apr-09	111.9	118.4	112.4	103.9	105.9	108.9
8-Apr-09	111.9	118.4	112.4	103.9	105.9	108.9
25-Mar-09	103.9	105.9	108.9	103.9	105.9	108.9
11-Mar-09	103.9	108.9	104.9	103.9	105.9	108.9
25-Feb-09	103.9	108.9	111.9	104.9	95.5	108.9
11-Feb-09	92.9	97.9	111.9	90.9	108.9	108.9
28-Jan-09	90.9	95.9	111.9	90.9	108.9	108.9
14-Jan-09	90.9	95.9	111.9	90.9	116.9	108.9
31-Dec-08	90.9	95.9	111.9	94.9	116.9	108.9
17-Dec-08	94.9	99.9	116.9	94.9	116.9	108.9
3-Dec-08	99.9	104.9	121.9	99.9	131.9	108.9
19-Nov-08	107.9	112.9	127.9	117.9	134.9	108.9
5-Nov-08	115.9	129.0	131.9	126.9	139.9	108.9
22-Oct-08	124.0	128.9	141.5	135.9	142.9	108.9
8-Oct-08	145.7	152.6	147.3	135.9	142.9	108.9
24-Sep-08	146.0	153.5	147.3	142.9	147.9	108.9
10-Sep-08	147.3	155.9	150.9	142.9	147.9	108.9
27-Aug-08	151.5	160.9	155.0	142.9	149.9	108.9
13-Aug-08	151.7	161.2	155.9	142.9	149.9	108.9
30-Jul-08	153.9	162.2	160.2	149.9	158.9	108.9
16-Jul-08	155.2	163.9	160.7	149.9	158.9	108.9
2-Jul-08	153.2	162.9	159.0	146.9	156.9	108.9
18-Jun-08	153.0	162.6	158.0	146.9	154.9	108.9
4-Jun-08	145.9	155.2	153.9	140.9	151.9	105.9
21-May-08	145.9	155.2	149.4	140.9	151.9	105.9
7-May-08	145.7	154.9	149.2	140.9	151.9	105.9
April '08	129.5	138.5	140.4	126.9	133.9	105.9
March '08	124.0	132.5	125.5	117.9	120.9	92.9
February '08	117.7	122.9	121.2	117.9	120.9	92.9
January '08	117.5	122.9	121.5	117.9	120.9	92.9
December '07	121.3	130.4	122.9	117.9	116.9	92.9
November '07	122.4	130.4	119.4	117.9	116.9	83.9
October '07	122.6	131.6	119.3	120.4	116.9	83.9
September '07	125.0	133.8	119.4	122.9	116.9	83.9
August '07	125.7	134.6	119.4	122.9	116.9	83.9
July '07	125.7	134.6	119.4	122.9	116.9	83.9
June '07	125.7	134.6	119.4	122.9	116.9	79.5
May '07	124.2	133.6	118.8	119.9	116.9	79.5
April '07	119.3	128.8	117.9	114.4	115.4	79.5
March '07	108.2	115.9	109.3	108.9	110.4	79.5
February '07	106.7	114.4	108.6	105.9	115.9	79.5
January '07	106.4	114.2	111.3	105.9	115.9	79.5

6

Retail Motor Fuel Prices — Mayo

	Self-serve			Full-serve			
	regular	premium	diesel	regular	premium	diesel	propane
20-May-09	110.5	114.0	121.5	123.9	-	119.9	119.0
6-May-09	110.5	114.0	121.5	123.9	-	119.9	115.9
22-Apr-09	110.5	114.0	121.5	123.9	-	135.9	115.9
8-Apr-09	110.5	114.0	121.5	123.9	-	125.9	115.9
25-Mar-09	108.0	114.0	120.0	122.9	-	128.9	115.9
11-Mar-09	107.5	113.0	127.5	118.9	-	129.9	129.0
25-Feb-09	107.5	113.0	129.0	123.9	-	135.9	129.0
11-Feb-09	106.0	113.0	130.0	112.9	-	135.9	129.0
28-Jan-09	106.0	113.0	131.5	112.9	-	135.9	129.0
14-Jan-09	111.0	113.0	131.5	112.9	-	135.9	129.0
31-Dec-08	115.0	N/A	138.0	112.9	-	135.9	129.0
17-Dec-08	123.5	123.0	147.5	112.9	-	135.9	129.0
3-Dec-08	132.5	141.0	147.5	138.9	-	160.9	129.0
19-Nov-08	137.0	141.0	151.5	138.9	-	160.9	129.0
5-Nov-08	151.5	157.0	156.5	138.9	-	160.9	129.0
22-Oct-08	155.5	157.0	158.0	153.9	-	166.9	129.0
8-Oct-08	161.0	167.0	158.0	166.9	-	166.9	129.0
24-Sep-08	162.5	167.0	159.5	169.9	-	169.9	129.0
10-Sep-08	162.5	167.0	159.5	166.9	-	166.9	129.0
27-Aug-08	164.5	167.0	161.5	169.9	-	188.3	129.0
13-Aug-08	166.5	172.0	164.5	169.9	-	169.9	129.0
30-Jul-08	166.5	172.0	164.5	169.9	-	183.3	129.3
16-Jul-08	166.5	172.0	164.5	169.9	-	169.9	129.9
2-Jul-08	162.5	172.0	160.5	167.9	-	157.9	102.9
18-Jun-08	162.5	172.0	160.5	163.9	-	159.9	99.2
4-Jun-08	153.5	165.0	155.0	159.9	-	159.9	129.1
21-May-08	153.5	165.0	155.0	159.9	-	159.9	99.2
7-May-08	153.5	165.0	146.0	149.9	-	159.9	99.2
April '08	143.5	150.0	140.0	149.9	-	159.9	99.2
March '08	138.5	144.0	132.8	139.9	-	138.5	99.2
February '08	136.9	140.9	128.9	139.9	-	138.5	99.2
January '08	136.9	140.9	128.9	139.9	-	138.5	99.2
December '07	136.9	140.9	128.9	139.9	-	130.7	96.1
November '07	136.9	140.9	128.9	139.9	-	126.0	99.2
October '07	136.9	140.9	128.9	139.9	-	122.9	99.2
September '07	136.9	140.9	128.9	138.0	-	125.5	99.2
August '07	136.9	140.9	128.9	138.0	-	125.5	99.2
July '07	136.9	140.9	128.9	134.9	-	123.4	99.2
June '07	136.9	140.9	128.9	137.4	-	123.2	99.2
May '07	132.9	132.9	124.9	128.2	-	125.2	92.3
April '07	128.9	132.9	120.9	118.8	-	122.9	92.3
March '07	120.9	132.9	120.9	117.4	-	122.9	92.3
February '07	120.9	132.9	120.9	113.9	-	122.9	92.3
January '07	120.9	132.9	127.9	115.1	-	121.2	92.3

7

Retail Motor Fuel Prices — Teslin

	Self-serve			Full-serve
	regular	premium	diesel	propane
20-May-09	101.4	104.9	99.4	115.9
6-May-09	98.4	102.9	98.4	115.9
22-Apr-09	98.4	102.9	98.4	115.9
8-Apr-09	98.4	100.9	98.4	115.9
25-Mar-09	97.9	102.9	97.4	115.9
11-Mar-09	98.4	102.9	102.9	115.9
25-Feb-09	98.4	102.9	107.9	115.9
11-Feb-09	90.9	89.9	108.4	115.9
28-Jan-09	86.9	89.9	108.4	115.9
14-Jan-09	86.9	92.9	109.4	115.9
31-Dec-08	86.9	89.9	110.4	115.9
17-Dec-08	89.9	93.9	115.4	115.9
3-Dec-08	98.4	101.9	122.4	115.9
19-Nov-08	107.4	110.9	128.9	115.0
5-Nov-08	120.4	118.9	133.9	115.0
22-Oct-08	129.9	133.9	144.4	115.9
8-Oct-08	137.4	138.9	144.4	115.9
24-Sep-08	141.4	143.0	146.9	115.0
10-Sep-08	141.4	143.9	147.4	115.9
27-Aug-08	142.4	147.9	149.4	115.9
13-Aug-08	144.4	145.9	152.4	115.9
30-Jul-08	146.9	150.9	155.4	110.0
16-Jul-08	147.9	150.9	155.9	115.0
2-Jul-08	145.9	148.9	152.4	115.0
18-Jun-08	145.9	149.9	152.4	115.0
4-Jun-08	139.4	142.9	148.9	110.0
21-May-08	138.9	142.9	144.4	110.0
7-May-08	137.4	139.9	142.4	100.0
April '08	125.4	127.9	135.9	100.0
March '08	119.9	124.9	127.2	90.0
February '08	115.9	121.9	120.9	90.0
January '08	115.9	121.9	120.9	90.0
December '07	115.9	121.9	120.9	90.0
November '07	116.7	121.9	114.2	90.0
October '07	118.8	123.9	108.3	90.0
September '07	121.9	126.9	112.4	90.0
August '07	121.9	126.9	111.4	90.0
July '07	121.9	126.9	111.4	90.0
June '07	121.4	125.9	111.4	90.0
May '07	116.7	119.9	109.9	90.0
April '07	109.4	113.9	107.9	90.0
March '07	100.9	103.9	104.8	90.0
February '07	98.9	103.9	106.4	90.0
January '07	101.1	105.9	109.6	90.0

8

Retail Motor Fuel Prices — Watson Lake

	Self-serve			Full-serve		
	regular	premium	diesel	regular	diesel	propane
20-May-09	107.4	114.9	101.4	-	104.9	125.9
6-May-09	105.4	113.4	102.9	-	159.9	125.9
22-Apr-09	105.9	113.9	102.9	-	159.9	126.4
8-Apr-09	105.9	113.9	102.9	-	159.9	126.4
25-Mar-09	105.9	113.9	99.9	-	159.9	126.4
11-Mar-09	105.9	113.9	99.9	-	159.9	126.4
25-Feb-09	99.9	108.9	105.9	-	159.9	126.4
11-Feb-09	103.9	112.9	105.9	-	159.9	126.4
28-Jan-09	99.9	108.9	106.9	-	159.9	126.4
14-Jan-09	99.9	109.9	118.9	-	159.9	126.4
31-Dec-08	104.9	114.9	118.9	-	159.9	126.4
17-Dec-08	109.9	119.9	129.9	-	159.9	126.4
3-Dec-08	109.9	119.9	129.9	-	159.9	126.4
19-Nov-08	116.9	126.9	136.9	-	159.9	126.4
5-Nov-08	123.9	133.9	140.9	-	159.9	126.4
22-Oct-08	133.9	143.9	140.9	-	159.9	126.4
8-Oct-08	138.9	153.9	142.9	-	159.9	126.4
24-Sep-08	146.4	155.9	146.9	-	159.9	122.2
10-Sep-08	147.9	157.9	147.9	-	159.9	118.9
27-Aug-08	147.9	157.9	147.9	-	159.9	118.9
13-Aug-08	152.4	159.4	153.9	-	159.9	118.9
30-Jul-08	152.4	157.9	153.9	-	159.9	118.9
16-Jul-08	152.9	163.5	159.4	-	159.9	118.6
2-Jul-08	151.4	157.9	156.4	-	159.9	118.9
18-Jun-08	151.4	157.9	158.4	-	159.9	118.6
4-Jun-08	143.4	150.9	151.9	-	149.9	118.0
21-May-08	142.4	149.9	150.9	-	143.9	118.0
7-May-08	142.9	149.9	147.9	-	143.9	107.9
April '08	137.4	145.4	143.4	-	139.9	107.8
March '08	130.4	138.9	137.9	-	127.4	94.7
February '08	127.9	135.9	130.9	-	120.9	89.9
January '08	126.9	138.6	131.9	-	120.9	89.9
December '07	125.4	135.2	132.9	-	120.9	89.9
November '07	121.2	132.4	119.7	-	120.9	89.9
October '07	121.4	133.4	115.9	-	120.9	89.9
September '07	120.9	133.2	116.9	-	120.9	89.9
August '07	124.1	132.7	115.8	-	120.9	89.9
July '07	123.7	132.1	115.2	-	120.9	89.9
June '07	125.7	133.4	115.7	-	120.9	89.9
May '07	123.3	129.3	115.6	-	120.9	89.9
April '07	114.6	121.3	114.9	119.9	120.9	89.9
March '07	109.9	117.2	110.6	116.9	113.9	89.9
February '07	109.9	117.6	111.5	116.9	113.9	89.9
January '07	109.9	118.6	113.1	116.9	117.9	89.9

9

Retail Motor Fuel Prices — Other Yukon Communities

	Beaver Creek Self-serve		
	regular	premium	diesel
20-May-09	113.9	118.9	106.9
6-May-09	108.9	113.9	106.9
22-Apr-09	108.9	113.9	110.9
8-Apr-09	108.9	113.9	110.9
25-Mar-09	108.9	113.9	110.9
11-Mar-09	108.9	113.9	110.9
25-Feb-09	108.9	113.9	116.9
11-Feb-09	95.9	100.9	116.9
28-Jan-09	95.9	100.9	116.9
14-Jan-09	95.9	100.9	116.9
31-Dec-08	99.9	104.9	121.9
17-Dec-08	99.9	104.9	121.9
3-Dec-08	104.9	109.9	127.9
19-Nov-08	118.9	123.9	140.9
5-Nov-08	129.9	134.9	145.9
22-Oct-08	137.9	142.9	151.9
8-Oct-08	148.9	153.9	152.9
24-Sep-08	152.9	157.9	152.9
10-Sep-08	152.9	157.9	158.9
27-Aug-08	152.9	157.9	158.9
13-Aug-08	152.9	157.9	158.9
30-Jul-08	155.9	169.0	166.9
16-Jul-08	160.9	165.9	168.9
2-Jul-08	157.9	162.9	166.9
18-Jun-08	155.9	161.9	162.9
4-Jun-08	150.9	155.9	162.9
21-May-08	150.9	155.9	156.9
7-May-08	150.9	155.9	156.9
Apr '09	135.9	140.9	143.9
Mar '08	133.9	138.9	134.9
Feb '08	128.9	133.9	126.9
Jan '08	128.9	133.9	126.9
Dec '07	128.9	133.9	126.9
Nov '07	128.9	133.9	122.9
Oct '07	128.9	133.9	122.9
Sep '07	130.1	133.9	123.7
Aug '07	131.3	133.9	124.4
Jul '07	131.3	133.9	122.9
Jun '07	130.8	133.9	124.0
May '07	129.5	132.4	124.0
Apr '07	126.9	128.4	124.4
Mar '07	124.6	120.9	121.2
Feb '07	123.3	120.9	120.4
Jan '07	123.3	120.9	123.9

	Burwash Landing Full-serve	
	regular	diesel
20-May-09	107.9	109.9
6-May-09	107.9	107.9
22-Apr-09	-	-
8-Apr-09	-	-
25-Mar-09	-	-
11-Mar-09	-	-
25-Feb-09	-	-
11-Feb-09	-	-
28-Jan-09	-	-
14-Jan-09	-	-
31-Dec-08	-	-
17-Dec-08	-	-
3-Dec-08	-	-
19-Nov-08	-	-
5-Nov-08	-	-
22-Oct-08	-	-
8-Oct-08	-	-
24-Sep-08	149.9	148.9
10-Sep-08	149.9	148.9
27-Aug-08	155.9	165.9
13-Aug-08	155.9	165.9
30-Jul-08	158.9	165.9
16-Jul-08	158.9	165.9
2-Jul-08	158.9	165.9
18-Jun-08	153.9	165.9
4-Jun-08	153.9	165.9
21-May-08	143.9	150.9
7-May-08	143.9	150.9
Apr '09	N/A	N/A
Mar '08	N/A	N/A
Feb '08	N/A	N/A
Jan '08	129.9	129.9
Dec '07	129.0	127.0
Nov '07	N/A	N/A
Oct '07	129.9	127.9
Sep '07	129.9	127.4
Aug '07	129.9	126.9
Jul '07	127.9	126.9
Jun '07	126.9	126.9
May '07	121.9	121.9
Apr '07	N/A	N/A
Mar '07	N/A	N/A
Feb '07	106.9	109.9
Jan '07	106.9	109.9

Retail Motor Fuel Prices — Other Yukon Communities

	Carcross Self-serve		
	regular	premium	diesel
20-May-09	114.9	124.9	119.9
6-May-09	108.9	118.9	119.9
22-Apr-09	108.9	118.9	119.9
8-Apr-09	108.9	118.9	119.9
25-Mar-09	108.9	118.9	119.9
11-Mar-09	108.9	113.9	119.9
25-Feb-09	108.9	113.9	119.9
11-Feb-09	105.9	114.9	119.9
28-Jan-09	99.9	109.9	119.9
14-Jan-09	95.9	105.9	114.9

31-Dec-08	109.9	129.9	129.9
17-Dec-08	109.9	129.9	129.9
3-Dec-08	109.9	129.9	129.9
19-Nov-08	109.9	129.9	129.9
5-Nov-08	129.9	139.9	135.9
22-Oct-08	129.9	133.9	135.9
8-Oct-08	136.9	149.9	147.9
24-Sep-08	136.9	149.9	147.9
10-Sep-08	145.9	149.9	149.9
27-Aug-08	145.9	149.9	149.9
13-Aug-08	145.9	149.9	157.0
30-Jul-08	N/A	N/A	N/A
16-Jul-08	149.9	154.9	159.9
2-Jul-08	149.9	154.9	159.9
18-Jun-08	149.9	154.9	159.9
4-Jun-08	149.9	159.9	159.9
21-May-08	149.9	157.9	157.9
7-May-08	144.9	149.9	149.9

Apr '09	132.4	139.4	143.9
Mar '08	124.5	131.4	134.0
Feb '08	119.9	129.9	121.9
Jan '08	119.9	124.9	121.9

Dec '07	119.9	127.4	120.9
Nov '07	115.0	124.9	117.9
Oct '07	121.3	127.4	116.4
Sep '07	124.2	129.9	114.9
Aug '07	124.9	129.9	114.9
Jul '07	129.9	136.9	121.9
Jun '07	129.9	136.9	121.9
May '07	124.9	134.9	121.9
Apr '07	115.9	125.9	121.9
Mar '07	110.9	120.9	118.4
Feb '07	105.9	115.9	114.9
Jan '07	105.6	125.2	114.9

	Destruction Bay Self-serve			Full-serve
	regular	premium	diesel	propane
20-May-09	110.9	115.9	103.9	155.9
6-May-09	105.9	110.9	103.9	155.9
22-Apr-09	105.9	110.9	107.9	155.9
8-Apr-09	105.9	110.9	107.9	155.9
25-Mar-09	105.9	110.9	107.9	155.9
11-Mar-09	105.9	110.9	107.9	155.9
25-Feb-09	105.9	109.9	113.9	155.9
11-Feb-09	98.9	103.9	113.9	155.9
28-Jan-09	92.9	97.9	113.9	155.9
14-Jan-09	92.9	97.9	113.9	155.9

31-Dec-08	92.9	97.9	113.9	155.9
17-Dec-08	96.9	101.9	118.9	155.9
3-Dec-08	101.9	106.9	123.9	155.9
19-Nov-08	112.9	117.9	132.9	155.9
5-Nov-08	120.9	125.9	136.9	155.9
22-Oct-08	128.9	133.9	142.9	160.0
8-Oct-08	136.9	141.9	146.9	160.0
24-Sep-08	146.9	151.9	146.9	155.9
10-Sep-08	146.9	151.9	152.9	106.9
27-Aug-08	146.9	151.9	152.9	106.9
13-Aug-08	146.9	151.9	152.9	106.9
30-Jul-08	149.9	154.9	160.9	110.0
16-Jul-08	141.9	156.9	162.9	110.0
2-Jul-08	151.9	156.9	160.9	106.9
18-Jun-08	151.9	156.9	156.9	106.9
4-Jun-08	144.9	149.9	156.9	106.9
21-May-08	144.9	149.0	150.9	106.9
7-May-08	149.0	149.0	150.0	106.9

Apr '09	131.4	138.9	139.9	106.9
Mar '08	130.9	135.9	131.9	106.9
Feb '08	125.9	130.9	123.9	106.9
Jan '08	125.9	130.9	123.9	106.9

Dec '07	125.9	130.9	123.9	106.9
Nov '07	125.9	130.9	119.9	106.9
Oct '07	125.9	130.9	119.9	106.9
Sep '07	125.9	130.9	119.9	106.9
Aug '07	125.9	130.9	119.9	106.9
Jul '07	125.9	130.9	119.9	106.9
Jun '07	125.9	130.9	119.9	106.9
May '07	122.9	130.4	119.9	108.4
Apr '07	117.4	126.4	119.9	109.9
Mar '07	112.4	121.4	113.4	108.4
Feb '07	109.9	119.9	111.9	106.9
Jan '07	109.9	117.9	118.9	106.9

Retail Motor Fuel Prices — Other Yukon Communities

	Pelly Crossing		Ross River		Tagish Self-serve			Full-serve		
	regular	diesel	regular	diesel	regular	premium	diesel	propane		
20-May-09	114.9	114.9	20-May-09	109.5	124.9	20-May-09	104.4	106.8	111.9	98.0
6-May-09	114.9	114.9	6-May-09	107.5	129.9	6-May-09	104.4	106.8	111.9	98.0
22-Apr-09	114.9	114.9	22-Apr-09	107.5	129.5	22-Apr-09	104.4	106.8	112.4	98.0
8-Apr-09	114.9	114.9	8-Apr-09	107.5	129.5	8-Apr-09	104.4	106.8	112.4	98.0
25-Mar-09	109.9	119.9	25-Mar-09	107.5	129.5	25-Mar-09	104.4	106.8	112.4	98.0
11-Mar-09	109.9	119.9	11-Mar-09	103.4	126.4	11-Mar-09	104.4	106.8	112.4	98.0
25-Feb-09	109.9	119.9	25-Feb-09	103.4	126.4	25-Feb-09	104.4	106.8	112.4	98.0
11-Feb-09	109.9	119.9	11-Feb-09	107.9	139.9	11-Feb-09	99.9	99.8	116.4	98.0
28-Jan-09	102.9	119.9	28-Jan-09	121.9	169.9	28-Jan-09	99.9	99.8	116.4	98.0
14-Jan-09	102.9	119.9	14-Jan-09	121.9	169.9	14-Jan-09	99.9	99.8	116.4	98.0
31-Dec-08	102.9	119.9	31-Dec-08	121.9	169.9	31-Dec-08	89.9	99.8	107.8	98.0
17-Dec-08	115.9	137.9	17-Dec-08	121.9	169.9	17-Dec-08	97.9	99.8	118.4	106.0
3-Dec-08	115.9	137.9	3-Dec-08	121.9	169.9	3-Dec-08	106.9	114.8	122.9	106.0
19-Nov-08	126.9	149.0	19-Nov-08	145.9	169.9	19-Nov-08	117.2	136.8	132.4	106.0
5-Nov-08	139.0	149.0	5-Nov-08	145.9	169.9	5-Nov-08	122.4	136.8	139.4	106.0
22-Oct-08	147.9	159.9	22-Oct-08	161.9	169.9	22-Oct-08	130.9	136.8	146.4	106.0
8-Oct-08	153.9	164.9	8-Oct-08	161.9	169.9	8-Oct-08	136.9	146.8	144.9	106.0
24-Sep-08	159.9	164.9	24-Sep-08	161.9	169.9	24-Sep-08	141.4	146.8	149.9	106.0
10-Sep-08	159.9	164.9	10-Sep-08	161.9	169.9	10-Sep-08	140.9	149.8	146.4	106.0
27-Aug-08	159.9	174.9	27-Aug-08	161.9	169.9	27-Aug-08	142.9	149.8	149.4	106.0
13-Aug-08	159.9	174.9	13-Aug-08	161.9	169.9	13-Aug-08	145.9	149.8	153.4	106.0
30-Jul-08	159.9	174.9	30-Jul-08	161.9	169.9	30-Jul-08	147.4	154.8	155.9	106.0
16-Jul-08	159.9	169.9	16-Jul-08	161.9	169.9	16-Jul-08	148.4	154.8	155.9	106.0
2-Jul-08	159.9	169.9	2-Jul-08	161.9	169.9	2-Jul-08	148.4	154.8	155.9	106.0
18-Jun-08	154.9	169.9	18-Jun-08	N/A	N/A	18-Jun-08	148.4	154.8	155.9	106.0
4-Jun-08	149.9	159.9	4-Jun-08	147.9	156.9	4-Jun-08	142.9	146.8	148.9	106.0
21-May-08	149.9	159.9	21-May-08	147.9	156.9	21-May-08	140.9	142.8	145.9	106.0
7-May-08	139.9	149.9	7-May-08	147.9	156.9	7-May-08	139.9	139.8	145.9	106.0
Apr '09	139.9	149.9	Apr '09	139.4	151.9	Apr '09	126.4	132.3	136.4	101.0
Mar '08	129.9	139.9	Mar '08	135.9	151.9	Mar '08	122.9	127.8	127.4	96.0
Feb '08	129.9	139.9	Feb '08	128.9	132.9	Feb '08	120.4	127.8	122.4	96.0
Jan '08	129.9	143.2	Jan '08	128.9	132.9	Jan '08	121.7	127.8	124.2	88.3
Dec '07	129.9	132.9	Dec '07	129.9	132.9	Dec '07	122.4	127.8	125.9	85.0
Nov '07	129.9	124.9	Nov '07	128.9	132.9	Nov '07	124.9	N/A	118.9	89.0
Oct '07	129.9	124.9	Oct '07	128.9	132.9	Oct '07	121.4	127.8	115.9	85.0
Sep '07	129.9	124.9	Sep '07	128.9	127.9	Sep '07	122.4	127.8	115.9	85.0
Aug '07	129.9	125.6	Aug '07	128.9	121.9	Aug '07	121.7	127.8	115.4	85.0
Jul '07	129.9	124.9	Jul '07	128.9	121.9	Jul '07	121.4	127.8	114.4	85.0
Jun '07	129.9	124.9	Jun '07	123.9	113.9	Jun '07	120.7	127.8	113.9	85.0
May '07	129.9	124.9	May '07	123.9	113.9	May '07	115.4	122.3	114.4	85.0
Apr '07	119.9	124.9	Apr '07	119.9	124.9	Apr '07	111.4	116.8	112.9	85.0
Mar '07	111.4	124.9	Mar '07	119.9	124.9	Mar '07	107.4	108.8	110.9	85.0
Feb '07	108.9	124.9	Feb '07	119.9	124.9	Feb '07	104.4	104.8	110.2	85.0
Jan '07	116.9	129.9	Jan '07	119.9	124.9	Jan '07	105.2	104.8	113.7	85.0

10

Residential Fuel Prices in the Yukon

Average prices as of May 20th, 2009

	Residential Heating Fuels		
	Furnace Oil	Arctic Stove Oil	Propane (500-gallon tank cost)
Whitehorse	87.0	90.3	79.7
Carmacks	89.6	93.2	93.2
Dawson City	94.8	96.6	93.2
Faro	89.8	93.5	93.2
Haines Junction	86.7	90.4	91.1
Mayo	99.9	109.5	93.2
Ross River ¹	90.8	94.5	93.2
Teslin	89.6	89.7	91.1
Watson Lake	87.4	90.8	91.1

¹Ross River was included in the Residential Fuel portion of the Fuel Survey effective November 19th, 2008.

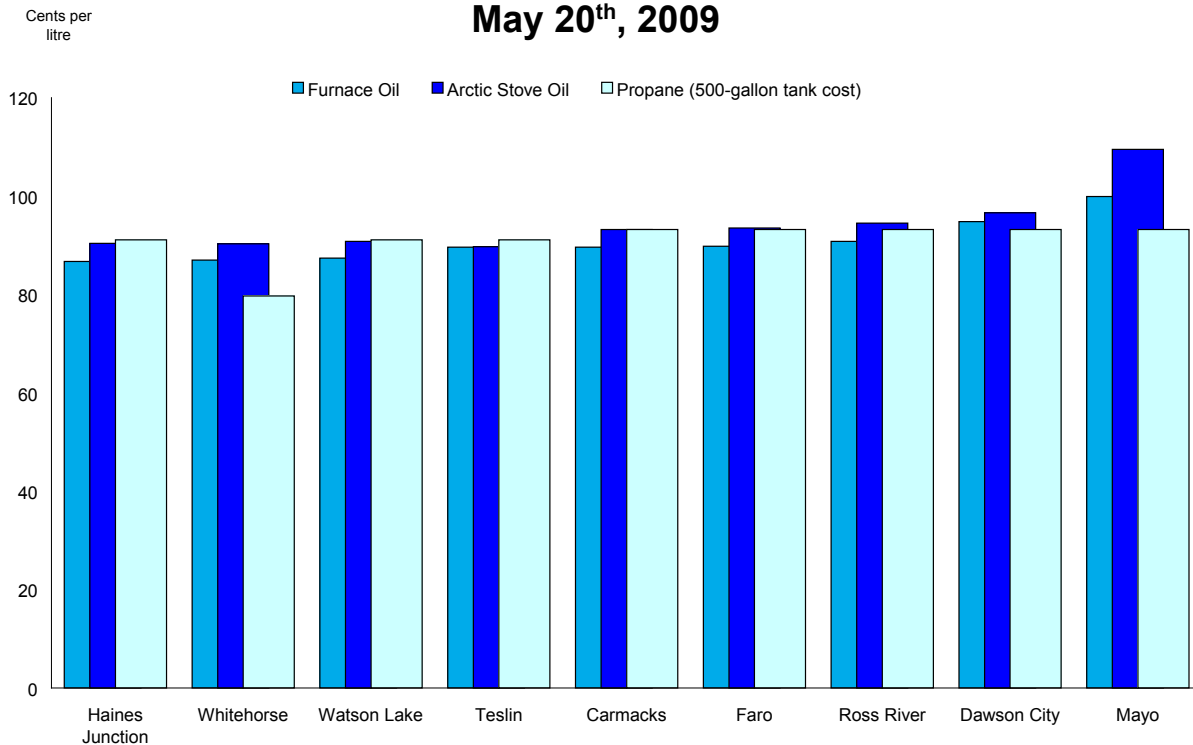
Note: All prices are Canadian cents per litre, including all applicable taxes.

"-" Indicates this service was not available in this community at this time.

Average prices for residential furnace oil in the Yukon range from 86.7¢ per litre in Haines Junction to 99.9¢ per litre in Mayo. The price of arctic stove oil varies from 89.7¢ per litre in Teslin to 109.5¢ per litre in Mayo. Whitehorse had the lowest propane price at 79.7¢ per litre, while Carmacks, Dawson City, Faro, Mayo and Ross River had the highest at 93.2¢ per litre.

Price discounts may apply to seniors, members of unions or service groups, or for quick payment. Ask your fuel supplier for details.

Average Residential Heating Fuel Prices May 20th, 2009



Residential Heating Fuel Prices — Whitehorse

	Furnace Oil	Arctic Stove Oil	Propane (500-gallon tank cost)
20-May-09	87.0	90.3	79.7
6-May-09	84.4	87.6	79.7
22-Apr-09	88.1	91.6	82.8
8-Apr-09	87.8	91.4	85.4
25-Mar-09	86.5	90.3	88.1
11-Mar-09	86.0	89.6	94.9
25-Feb-09	86.8	90.4	94.9
11-Feb-09	94.4	98.1	94.9
28-Jan-09	94.9	99.6	93.5
14-Jan-09	95.4	99.1	91.4
31-Dec-08	94.0	95.4	89.3
17-Dec-08	97.0	100.2	89.3
3-Dec-08	107.0	110.5	87.8
19-Nov-08	115.9	119.6	91.2
5-Nov-08	124.7	128.0	93.2
22-Oct-08	129.8	133.1	94.9
8-Oct-08	133.7	137.0	94.9
24-Sep-08	131.2	134.6	97.6
10-Sep-08	134.4	138.0	96.5
27-Aug-08	133.6	137.0	97.0
13-Aug-08	137.8	141.0	97.0
30-Jul-08	138.7	142.1	97.0
16-Jul-08	145.5	149.0	98.1
2-Jul-08	142.6	145.8	99.0
18-Jun-08	141.1	144.2	99.0
4-Jun-08	137.7	140.6	96.4
21-May-08	132.2	135.4	96.4
7-May-08	128.9	132.2	92.6
April '08	125.2	128.6	92.6
March '08	118.6	121.7	90.0
February '08	109.9	113.0	87.4
January '08	110.6	113.8	85.1
December '07	113.0	116.2	80.5
November '07	106.5	109.6	77.3
October '07	99.8	103.2	73.8
September '07	99.0	102.3	73.0
August '07	97.9	101.6	72.1
July '07	95.5	99.2	70.7
June '07	95.8	99.2	70.4
May '07	97.3	100.4	70.4
April '07	99.8	103.0	69.6
March '07	98.0	101.1	68.8
February '07	96.4	99.4	68.8
January '07	98.0	101.1	67.0

12

Residential Heating Fuel Prices — Carmacks

	Furnace Oil	Arctic Stove Oil	Propane (500-gallon tank cost)
20-May-09	89.6	93.2	93.2
6-May-09	89.6	93.2	93.2
22-Apr-09	89.6	93.2	95.3
8-Apr-09	89.6	93.2	95.3
25-Mar-09	89.5	93.2	95.3
11-Mar-09	89.5	93.2	103.7
25-Feb-09	93.2	96.9	103.7
11-Feb-09	99.1	102.7	103.7
28-Jan-09	99.1	102.7	98.0
14-Jan-09	99.1	102.7	93.8
31-Dec-08	99.1	102.7	93.8
17-Dec-08	103.2	106.9	93.8
3-Dec-08	110.5	114.2	93.8
19-Nov-08	123.1	126.8	98.0
5-Nov-08	130.0	133.6	101.1
22-Oct-08	135.8	138.9	105.3
8-Oct-08	135.8	138.9	105.3
24-Sep-08	135.8	138.9	110.5
10-Sep-08	137.3	140.7	111.6
27-Aug-08	137.3	140.7	112.6
13-Aug-08	148.9	152.1	112.6
30-Jul-08	148.9	152.1	112.6
16-Jul-08	144.7	155.4	112.6
2-Jul-08	144.7	155.4	108.2
18-Jun-08	142.5	145.7	108.2
4-Jun-08	142.5	145.7	108.2
21-May-08	131.1	134.2	108.2
7-May-08	131.1	134.2	108.2
April '08	127.9	131.1	108.2
March '08	120.6	123.7	102.9
February '08	113.2	116.3	97.7
January '08	116.3	119.5	94.8
December '07	117.4	120.6	93.3
November '07	106.9	110.1	89.0
October '07	102.6	105.8	89.0
September '07	102.6	105.8	87.4
August '07	102.6	105.8	85.4
July '07	102.6	105.8	84.4
June '07	102.6	105.8	83.8
May '07	101.5	104.7	83.8
April '07	101.5	104.7	82.7
March '07	101.5	104.7	81.5
February '07	101.5	104.7	81.5
January '07	102.6	110.4	78.1

13

Residential Heating Fuel Prices — Dawson City

	Furnace Oil	Arctic Stove Oil	Propane (500-gallon tank cost)
20-May-09	94.8	96.6	93.2
6-May-09	94.8	96.6	93.2
22-Apr-09	94.8	96.6	95.3
8-Apr-09	94.8	96.6	95.3
25-Mar-09	94.8	96.6	95.3
11-Mar-09	94.8	96.6	103.7
25-Feb-09	96.6	98.5	103.7
11-Feb-09	101.6	103.4	103.7
28-Jan-09	101.6	103.4	98.0
14-Jan-09	101.6	103.4	93.8
31-Dec-08	104.7	106.6	93.8
17-Dec-08	109.5	111.3	93.8
3-Dec-08	121.0	122.8	93.8
19-Nov-08	131.5	133.3	98.0
5-Nov-08	137.6	139.4	101.1
22-Oct-08	140.5	142.0	105.3
8-Oct-08	141.0	144.6	105.3
24-Sep-08	141.0	144.6	110.5
10-Sep-08	142.2	145.9	111.6
27-Aug-08	142.2	145.9	112.6
13-Aug-08	147.5	151.2	112.6
30-Jul-08	153.3	157.0	112.6
16-Jul-08	151.2	154.9	112.6
2-Jul-08	149.1	152.3	108.2
18-Jun-08	150.2	151.2	108.2
4-Jun-08	150.2	151.2	108.2
21-May-08	138.6	145.4	108.2
7-May-08	138.6	141.8	108.2
April '08	131.6	133.6	108.2
March '08	123.4	124.1	102.9
February '08	116.3	119.4	97.7
January '08	116.9	119.6	94.8
December '07	116.3	120.0	93.3
November '07	115.1	118.8	91.2
October '07	114.0	117.7	91.2
September '07	114.0	117.7	89.6
August '07	114.0	117.7	87.9
July '07	114.6	117.7	87.4
June '07	114.0	117.7	86.8
May '07	113.5	117.2	86.8
April '07	113.5	117.2	85.2
March '07	112.4	116.1	83.6
February '07	111.4	115.1	83.6
January '07	110.6	113.8	80.3

14

Residential Heating Fuel Prices — Faro

	Furnace Oil	Arctic Stove Oil	Propane (500-gallon tank cost)
20-May-09	89.8	93.5	93.2
6-May-09	89.8	93.5	93.2
22-Apr-09	89.8	93.5	95.3
8-Apr-09	89.8	93.5	95.3
25-Mar-09	89.7	93.4	95.3
11-Mar-09	89.7	93.4	103.7
25-Feb-09	93.4	97.2	103.7
11-Feb-09	99.3	102.9	103.7
28-Jan-09	99.3	102.9	98.0
14-Jan-09	99.3	102.9	93.8
31-Dec-08	99.3	102.9	93.8
17-Dec-08	103.4	107.1	93.8
3-Dec-08	110.7	114.4	93.8
19-Nov-08	123.4	127.1	98.0
5-Nov-08	130.2	133.9	101.1
22-Oct-08	136.0	139.2	105.3
8-Oct-08	136.0	139.2	105.3
24-Sep-08	136.0	139.2	110.5
10-Sep-08	138.6	141.8	111.6
27-Aug-08	138.6	141.8	112.6
13-Aug-08	149.1	152.3	112.6
30-Jul-08	149.1	152.3	112.6
16-Jul-08	144.9	148.1	112.6
2-Jul-08	144.9	148.1	108.2
18-Jun-08	142.8	145.9	108.2
4-Jun-08	142.8	145.9	108.2
21-May-08	131.3	134.4	108.2
7-May-08	131.3	134.4	108.2
April '08	128.1	131.3	108.2
March '08	120.8	123.9	102.9
February '08	113.5	116.1	97.7
January '08	116.6	119.7	94.8
December '07	117.7	120.8	93.3
November '07	107.5	110.3	91.2
October '07	102.8	106.0	91.2
September '07	102.8	106.0	89.6
August '07	102.8	106.0	87.9
July '07	102.8	106.0	87.4
June '07	102.8	106.0	86.8
May '07	101.8	104.9	86.8
April '07	101.8	104.9	85.2
March '07	101.8	104.9	83.6
February '07	101.8	104.9	83.6
January '07	103.2	107.1	80.3

	Furnace Oil	Arctic Stove Oil	Propane (500-gallon tank cost)
20-May-09	86.7	90.4	91.1
6-May-09	85.9	87.7	91.1
22-Apr-09	88.0	89.8	93.2
8-Apr-09	88.0	89.8	93.2
25-Mar-09	86.4	88.3	93.2
11-Mar-09	80.6	82.5	101.6
25-Feb-09	86.7	88.6	101.6
11-Feb-09	90.3	92.2	101.6
28-Jan-09	93.5	95.3	95.9
14-Jan-09	95.3	97.2	91.6
31-Dec-08	92.7	94.6	91.6
17-Dec-08	96.9	98.8	91.6
3-Dec-08	106.1	108.0	91.6
19-Nov-08	117.9	119.8	95.9
5-Nov-08	121.3	123.1	101.1
22-Oct-08	125.8	127.4	103.2
8-Oct-08	129.8	134.8	103.2
24-Sep-08	129.0	133.2	108.5
10-Sep-08	131.1	135.7	109.6
27-Aug-08	130.6	134.2	110.5
13-Aug-08	139.2	141.5	110.5
30-Jul-08	146.3	145.1	110.5
16-Jul-08	144.1	149.4	110.5
2-Jul-08	140.0	144.4	106.1
18-Jun-08	138.9	143.3	106.1
4-Jun-08	137.9	140.2	106.1
21-May-08	130.3	134.8	106.1
7-May-08	129.5	131.8	106.1
April '08	125.9	130.3	106.1
March '08	116.3	121.8	100.8
February '08	108.0	112.2	95.6
January '08	112.3	113.8	92.8
December '07	114.2	118.1	91.2
November '07	106.4	111.2	89.0
October '07	100.1	99.6	86.5
September '07	98.9	101.6	87.4
August '07	97.7	100.7	85.8
July '07	96.9	99.8	85.3
June '07	96.5	98.4	84.7
May '07	96.8	99.5	84.7
April '07	98.5	101.4	83.1
March '07	97.6	101.4	81.5
February '07	96.0	98.5	81.5
January '07	98.7	102.2	78.1

16

Residential Heating Fuel Prices — Mayo

	Furnace Oil	Arctic Stove Oil	Propane (500-gallon tank cost)
20-May-09	99.9	109.5	93.2
6-May-09	99.9	109.5	93.2
22-Apr-09	99.9	109.5	95.3
8-Apr-09	99.9	109.5	95.3
25-Mar-09	99.8	106.9	95.3
11-Mar-09	99.8	106.9	103.7
25-Feb-09	103.5	108.8	103.7
11-Feb-09	109.3	111.6	103.7
28-Jan-09	109.3	115.8	98.0
14-Jan-09	109.3	115.8	93.8
31-Dec-08	109.3	115.8	93.8
17-Dec-08	113.5	126.8	93.8
3-Dec-08	120.8	130.6	93.8
19-Nov-08	136.4	139.5	98.0
5-Nov-08	140.3	142.8	101.1
22-Oct-08	146.0	148.1	105.3
8-Oct-08	146.0	153.3	105.3
24-Sep-08	146.0	153.3	110.5
10-Sep-08	148.7	151.9	111.6
27-Aug-08	148.7	151.9	112.6
13-Aug-08	159.2	162.4	112.6
30-Jul-08	159.2	162.4	112.6
16-Jul-08	155.0	158.1	112.6
2-Jul-08	155.0	158.1	108.2
18-Jun-08	152.8	150.6	108.2
4-Jun-08	152.8	145.1	108.2
21-May-08	141.4	141.3	108.2
7-May-08	132.6	138.5	108.2
April '08	130.0	136.2	108.2
March '08	125.3	126.2	102.9
February '08	123.2	124.8	97.7
January '08	126.6	127.0	94.8
December '07	127.8	126.0	93.3
November '07	117.3	118.5	91.2
October '07	113.0	115.1	91.2
September '07	114.5	114.5	89.6
August '07	113.7	115.0	87.9
July '07	114.3	115.0	87.4
June '07	113.0	113.9	86.8
May '07	111.5	112.6	86.8
April '07	111.5	112.8	85.2
March '07	111.3	112.3	83.6
February '07	111.5	112.6	83.6
January '07	110.8	112.1	80.3

17

Residential Heating Fuel Prices — Ross River

	Furnace Oil	Arctic Stove Oil	Propane (500-gallon tank cost)
20-May-09	90.8	94.5	93.2
6-May-09	90.8	94.5	93.2
22-Apr-09	90.8	94.5	95.3
8-Apr-09	90.8	94.5	95.3
25-Mar-09	90.8	94.5	95.3
11-Mar-09	90.8	94.5	103.7
25-Feb-09	94.5	98.2	103.7
11-Feb-09	100.2	103.9	103.7
28-Jan-09	100.2	103.9	-
14-Jan-09	100.2	103.9	-
31-Dec-08	100.2	103.9	-
17-Dec-08	104.5	108.2	-
3-Dec-08	111.8	115.5	-
19-Nov-08	124.4	128.1	-

18

Residential Heating Fuel Prices — Teslin

	Furnace Oil	Arctic Stove Oil	Propane (500-gallon tank cost)
20-May-09	89.6	89.7	91.1
6-May-09	89.6	88.6	91.1
22-Apr-09	89.6	88.6	93.2
8-Apr-09	89.6	90.2	93.2
25-Mar-09	89.5	88.1	93.2
11-Mar-09	89.5	88.1	101.6
25-Feb-09	93.2	92.5	101.6
11-Feb-09	99.1	98.1	101.6
28-Jan-09	99.1	98.1	95.9
14-Jan-09	96.2	98.1	91.6
31-Dec-08	96.2	98.1	91.6
17-Dec-08	104.1	106.0	91.6
3-Dec-08	110.5	118.0	91.6
19-Nov-08	123.1	124.3	95.9
5-Nov-08	130.0	129.3	101.1
22-Oct-08	135.8	138.9	103.2
8-Oct-08	135.8	136.1	103.2
24-Sep-08	135.8	138.9	108.5
10-Sep-08	137.3	141.6	109.6
27-Aug-08	137.3	141.6	110.5
13-Aug-08	148.9	152.1	110.5
30-Jul-08	148.9	152.1	110.5
16-Jul-08	144.7	147.8	110.5
2-Jul-08	144.7	147.8	106.1
18-Jun-08	142.5	145.7	106.1
4-Jun-08	142.5	145.7	106.1
21-May-08	131.1	134.2	106.1
7-May-08	131.1	130.6	106.1
April '08	127.9	128.0	106.1
March '08	120.6	118.3	100.8
February '08	113.2	113.3	95.6
January '08	116.0	117.1	92.8
December '07	117.4	118.0	91.2
November '07	106.9	108.5	89.0
October '07	102.6	105.8	89.0
September '07	102.6	104.8	87.4
August '07	102.6	105.1	85.8
July '07	102.6	105.8	85.3
June '07	102.6	105.8	84.7
May '07	101.5	104.7	84.7
April '07	101.5	103.5	83.1
March '07	101.5	102.7	81.5
February '07	101.5	102.2	81.5
January '07	103.3	101.8	78.1

19

Residential Heating Fuel Prices — Watson Lake

	Furnace Oil	Arctic Stove Oil	Propane (500-gallon tank cost)
20-May-09	87.4	90.8	91.1
6-May-09	87.4	90.8	91.1
22-Apr-09	89.5	92.9	93.2
8-Apr-09	89.5	92.9	93.2
25-Mar-09	89.5	92.9	93.2
11-Mar-09	89.5	92.9	101.6
25-Feb-09	91.3	94.8	101.6
11-Feb-09	98.2	101.8	101.6
28-Jan-09	95.3	98.2	95.9
14-Jan-09	95.3	97.7	91.6

31-Dec-08	95.3	97.2	91.6
17-Dec-08	97.4	100.2	91.6
3-Dec-08	103.7	107.7	91.6
19-Nov-08	113.6	117.6	95.9
5-Nov-08	120.3	124.7	101.1
22-Oct-08	130.2	133.8	103.2
8-Oct-08	132.7	136.4	103.2
24-Sep-08	130.6	134.3	108.5
10-Sep-08	133.2	137.0	109.6
27-Aug-08	133.5	137.8	110.5
13-Aug-08	141.5	145.1	110.5
30-Jul-08	145.0	148.8	110.5
16-Jul-08	148.0	151.8	110.5
2-Jul-08	145.2	149.1	106.1
18-Jun-08	143.7	147.5	106.1
4-Jun-08	142.3	146.1	106.1
21-May-08	136.6	140.4	106.1
7-May-08	133.1	136.9	106.1

	Furnace Oil	Arctic Stove Oil	Propane (500-gallon tank cost)
April '08	130.1	133.5	106.1
March '08	124.8	128.5	100.8
February '08	114.4	118.2	95.6
January '08	114.0	117.9	92.8

December '07	117.9	121.7	91.2
November '07	107.3	111.1	89.0
October '07	101.4	105.5	89.0
September '07	100.9	104.7	87.4
August '07	99.9	103.0	85.8
July '07	98.5	102.2	85.3
June '07	98.6	101.9	84.7
May '07	98.5	101.8	84.7
April '07	99.7	103.0	83.1
March '07	100.8	104.1	81.5
February '07	98.5	101.4	81.5
January '07	100.4	103.6	78.1

Information collected by The Yukon Bureau of Statistics for the Department of Economic Development.

Next release: June 17th, 2009



Additional information:
The Yukon Government
Executive Council Office
Bureau of Statistics (A-8C)
Box 2703, Whitehorse, Yukon Y1A 2C6
Telephone: (867) 667-5640; Fax: (867) 393-6203
email: ybsinfo@gov.yk.ca
website: <http://www.eco.gov.yk.ca/stats/>