



Retail Motor Fuel Prices in Yukon

Average Prices as of May 27th, 2015

	Self-serve			% Change May 28, 2014 to May 27, 2015		
	regular	premium	diesel	regular	premium	diesel
Whitehorse	116.9	124.1	122.2	-16.7%	-16.6%	-18.0%
Beaver Creek	136.9	152.9	168.2	-18.8%	-17.3%	-8.0%
Carcross	129.9	-	139.9	-15.6%	-	-12.5%
Carmacks	120.9	131.4	126.4	-21.4%	-18.8%	-24.7%
Dawson City	128.7	135.2	152.8	-16.5%	-16.4%	-7.9%
Destruction Bay	133.9	143.9	127.9	-15.2%	-14.3%	-24.7%
Eagle Plains	150.0	-	160.0	-13.3%	-	-8.6%
Faro	119.9	-	125.9	-23.1%	-	-25.9%
Haines Junction	120.6	128.9	129.6	-16.4%	-14.6%	-15.0%
Mayo	124.9	-	127.9	n/a	-	n/a
Pelly Crossing	127.9	-	135.9	-17.4%	-	-20.0%
Ross River	118.4	-	119.9	-22.1%	-	-20.4%
Stewart Crossing	126.9	132.9	134.9	-19.7%	-19.0%	-16.2%
Tagish	113.4	124.8	130.4	-21.7%	-16.7%	-14.4%
Teslin	120.4	130.9	129.9	-18.0%	-16.6%	-13.6%
Watson Lake	118.3	122.9	119.0	-20.6%	-21.9%	-21.7%

As of May 27th, 2015, average **regular self-serve** motor fuel prices ranged from 113.4¢ per litre in Tagish to 150.0¢ per litre in Eagle Plains; a difference of 36.6¢. In communities offering **premium self-serve** motor fuel, prices ranged from 122.9¢ in Watson Lake to 152.9¢ in Beaver Creek; a difference of 30.0¢. **Diesel self-serve** prices ranged from 119.0¢ in Watson Lake to 168.2¢ in Beaver Creek; a difference of 49.2¢ per litre.

Comparing May 27th, 2015 to May 28th, 2014, **regular self-serve** motor fuel prices decreased in all Yukon communities, ranging from -13.3% in Eagle Plains to -23.1% in Faro. **Premium self-serve** prices decreased in all Yukon communities. **Diesel self-serve** prices also decreased in all Yukon communities, ranging from -7.9% in Dawson City to -25.9% in Faro.

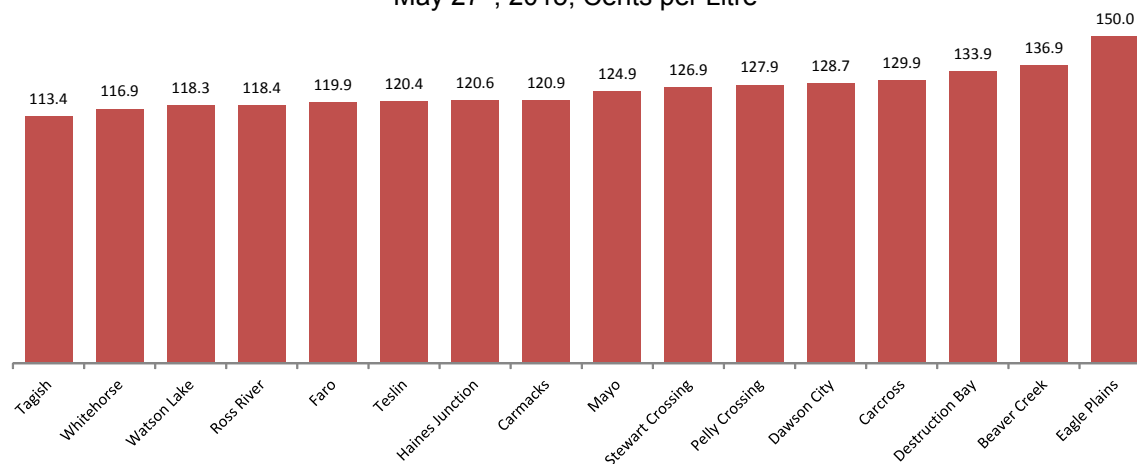
	Full-serve				% Change May 28, 2014 to May 27, 2015			
	regular	premium	diesel	propane	regular	premium	diesel	propane
Whitehorse	117.7	129.4	131.2	96.3	-17.2%	-13.8%	-13.8%	-19.3%
Dawson City	-	-	-	135.0	-	-	-	0.0%
Destruction Bay	-	-	-	126.9	-	-	-	-2.3%
Eagle Plains	-	-	-	140.0	-	-	-	-0.6%
Haines Junction	-	-	-	109.9	-	-	-	-11.4%
Mayo	126.9	-	142.9	-	-18.1%	-	-11.2%	-
Tagish	-	-	-	100.0	-	-	-	-9.1%
Teslin	-	-	-	115.0	-	-	-	-5.3%
Watson Lake	-	-	143.9	130.9	-	-	2.1%	2.9%

In communities offering **full-serve propane** fuel services, prices ranged from 96.3¢ per litre in Whitehorse to 140.0¢ per litre in Eagle Plains; a difference of 43.7¢. Year-over-year, the price of full-serve propane decreased in all communities, except Watson Lake (up 2.9%) and Dawson City (where it remained the same). The largest decrease occurred in Whitehorse (-19.3%).

Notes:

All prices are Canadian cents per litre, including all applicable taxes.
“-” Indicates this service was not available in this community at this time.

Average Self-Serve Regular Fuel Prices May 27th, 2015, Cents per Litre

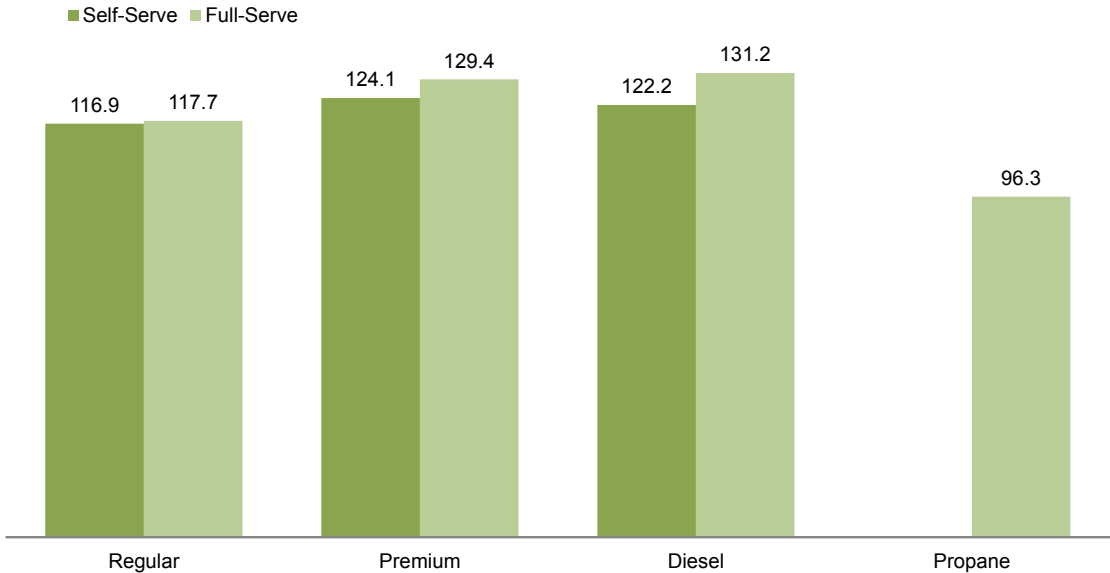


Retail Motor Fuel Prices — Whitehorse

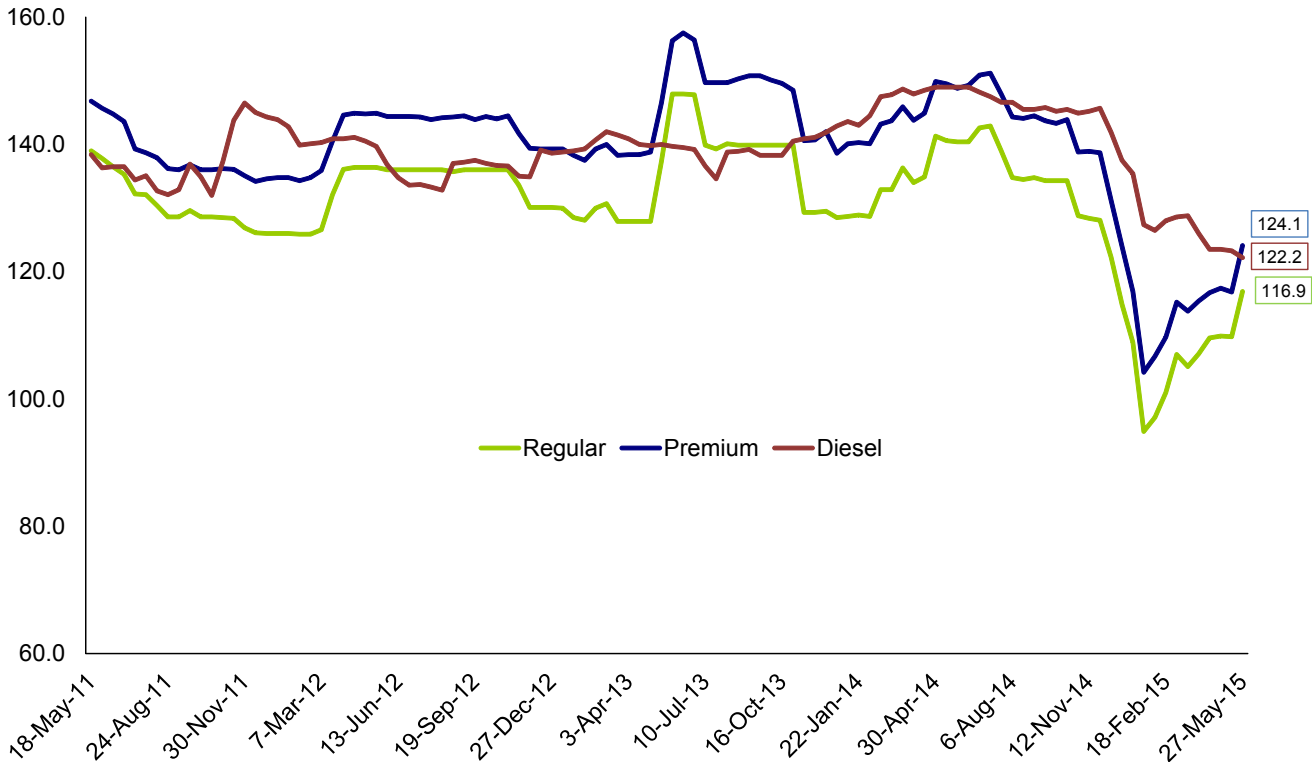
	Self-serve			Full-serve			
	regular	premium	diesel	regular	premium	diesel	propane
27-May-15	116.9	124.1	122.2	117.7	129.4	131.2	96.3
13-May-15	109.8	116.8	123.3	110.7	125.4	132.7	96.3
29-Apr-15	109.9	117.4	123.5	110.7	125.4	132.7	96.3
15-Apr-15	109.6	116.7	123.5	110.7	125.4	132.7	97.9
1-Apr-15	107.1	115.4	126.0	109.4	123.9	132.4	97.9
18-Mar-15	105.1	113.8	128.8	108.2	124.2	132.4	97.9
4-Mar-15	107.0	115.2	128.6	109.4	124.2	133.9	97.9
18-Feb-15	101.0	109.7	128.0	104.9	119.4	130.4	96.9
4-Feb-15	97.1	106.7	126.5	98.7	117.7	130.4	96.6
21-Jan-15	94.9	104.2	127.4	97.4	116.4	130.4	96.6
7-Jan-15	108.9	116.9	135.4	109.2	126.4	137.9	99.6
23-Dec-14	114.9	124.0	137.5	116.2	131.4	138.7	99.6
10-Dec-14	122.3	131.2	141.9	122.9	132.6	144.2	97.4
26-Nov-14	128.1	138.7	145.7	128.9	143.4	146.9	101.6
12-Nov-14	128.4	138.9	145.2	129.7	143.4	146.9	104.3
29-Oct-14	128.8	138.8	144.9	130.2	143.4	147.9	104.3
15-Oct-14	134.3	143.9	145.5	137.2	147.7	148.9	103.3
1-Oct-14	134.3	143.3	145.2	137.2	146.7	148.9	107.5
17-Sep-14	134.3	143.7	145.8	137.2	147.7	148.9	103.3
3-Sep-14	134.8	144.5	145.5	137.2	147.7	148.9	104.0
20-Aug-14	134.5	144.1	145.5	137.2	147.7	148.9	104.3
6-Aug-14	134.8	144.3	146.6	137.2	147.7	148.9	103.3
23-Jul-14	139.0	147.9	146.6	141.6	149.2	147.2	100.9
9-Jul-14	142.9	151.2	147.5	143.9	151.7	151.4	109.3
25-Jun-14	142.6	150.9	148.2	143.9	151.7	151.4	110.3
11-Jun-14	140.4	149.3	149.0	142.2	151.4	152.2	122.9
28-May-14	140.4	148.8	149.0	142.2	150.2	152.2	119.3
14-May-14	140.6	149.5	149.0	142.2	151.4	152.2	119.0
Apr '14	136.7	146.2	148.5	137.9	149.2	151.9	119.3
Mar '14	134.6	144.8	148.3	135.1	148.3	153.6	121.6
Feb '14	130.8	141.7	146.0	131.2	147.3	147.1	120.0
Jan '14	128.8	140.2	143.3	129.4	146.7	143.2	111.8
Dec '13	129.0	140.3	142.4	129.7	145.2	140.7	109.4
Nov '13	129.3	140.7	141.0	131.7	147.0	140.7	106.5
Oct '13	139.9	149.4	139.0	139.9	151.1	139.6	104.9
Sep '13	139.9	150.8	138.8	139.9	151.9	139.4	104.3
Aug '13	140.0	150.0	138.9	139.9	151.9	139.3	102.3
Jul '13	139.6	149.7	135.6	140.7	152.6	140.3	101.4
Jun '13	147.9	157.0	139.4	148.2	155.7	142.2	101.4
May '13	137.7	147.2	139.8	137.9	149.4	140.8	101.0
Apr '13	127.9	138.4	140.5	129.7	144.7	140.5	100.8
Mar '13	129.3	139.2	141.8	131.5	144.7	140.3	100.9
Feb '13	129.1	138.4	140.0	129.3	142.2	137.4	100.7
Jan '13	129.3	138.8	138.9	129.2	142.3	137.6	100.9
Dec '12	130.1	139.3	138.9	130.3	143.2	137.7	98.9
Nov '12	131.9	140.6	135.0	133.6	143.8	137.4	99.4
Oct '12	136.0	144.3	136.8	137.2	144.2	138.2	99.6
Sep '12	136.0	144.2	137.4	137.2	143.7	137.9	99.4
Aug '12	135.9	144.3	134.9	136.6	144.0	137.2	99.4
Jul '12	136.0	144.1	133.5	135.7	144.3	137.3	98.7
Jun '12	136.0	144.4	134.2	136.1	145.1	140.6	98.8
May '12	136.3	144.7	139.0	136.3	144.9	142.2	100.3

Retail Motor Fuel Prices — Whitehorse

Average Fuel Prices, as of May 27th, 2015
(cents per litre)



Average Self-Serve Bi-weekly Fuel Prices,
May 2011 - May 2015
(cents per litre)



Retail Motor Fuel Prices - Beaver Creek & Burwash Landing

	Beaver Creek Self-serve		
	regular	premium	diesel
27-May-15	136.9	152.9	168.2
13-May-15	138.9	152.9	158.9
29-Apr-15	143.9	152.9	169.2
15-Apr-15	139.9	152.9	159.9
1-Apr-15	139.9	n/a	n/a
18-Mar-15	142.9	165.9	169.9
4-Mar-15	142.9	165.9	169.9
18-Feb-15	142.9	165.9	169.9
4-Feb-15	142.9	165.9	169.9
21-Jan-15	142.9	165.9	169.9
7-Jan-15	152.9	165.9	169.9
23-Dec-14	152.9	165.9	169.9
10-Dec-14	167.9	181.9	176.9
26-Nov-14	167.9	181.9	176.9
12-Nov-14	167.9	181.9	176.9
29-Oct-14	165.9	181.9	175.9
15-Oct-14	165.9	181.9	180.6
1-Oct-14	165.9	181.9	180.6
17-Sep-14	165.9	181.9	180.6
3-Sep-14	165.9	181.9	180.6
20-Aug-14	165.9	181.9	180.6
6-Aug-14	166.6	181.9	180.6
23-Jul-14	166.6	181.9	176.6
9-Jul-14	166.6	181.9	180.6
25-Jun-14	165.9	179.9	180.6
11-Jun-14	165.9	179.9	180.6
28-May-14	168.6	184.9	182.9
14-May-14	169.9	184.9	189.9
Apr '14	169.9	182.9	189.9
Mar '14	169.9	182.9	189.9
Feb '14	169.9	182.9	184.9
Jan '14	169.9	182.9	179.9
Dec '13	169.9	182.9	179.9
Nov '13	169.9	182.9	177.4
Oct '13	173.2	186.9	167.4
Sep '13	174.4	188.9	166.6
Aug '13	173.4	188.9	165.1
Jul '13	174.2	188.9	164.2
Jun '13	167.8	183.4	167.4
May '13	157.7	169.9	164.9
Apr '13	156.9	169.9	166.9
Mar '13	156.9	169.9	166.9
Feb '13	156.9	169.9	158.9
Jan '13	156.9	169.9	158.9
Dec '12	156.9	169.9	158.9
Nov '12	156.9	169.9	158.9
Oct '12	154.1	168.9	159.2
Sep '12	150.7	164.4	158.7
Aug '12	149.2	161.9	156.9
Jul '12	148.4	161.9	156.1
Jun '12	149.2	160.4	156.9
May '12	147.9	158.9	155.7

	Burwash Landing Full-serve	
	regular	diesel
27-May-15	-	-
13-May-15	-	-
29-Apr-15	-	-
15-Apr-15	-	-
1-Apr-15	-	-
18-Mar-15	-	-
4-Mar-15	-	-
18-Feb-15	-	-
4-Feb-15	-	-
21-Jan-15	-	-
7-Jan-15	-	-
23-Dec-14	-	-
10-Dec-14	-	-
26-Nov-14	-	-
12-Nov-14	-	-
29-Oct-14	-	-
15-Oct-14	-	-
1-Oct-14	-	-
17-Sep-14	-	-
3-Sep-14	-	-
20-Aug-14	-	-
6-Aug-14	-	-
23-Jul-14	-	-
9-Jul-14	-	-
25-Jun-14	-	-
11-Jun-14	-	-
28-May-14	-	-
14-May-14	-	-
Apr '14	-	-
Mar '14	-	-
Feb '14	-	-
Jan '14	-	-
Dec '13	-	-
Nov '13	-	-
Oct '13	149.9	149.9
Sep '13	149.9	149.9
Aug '13	149.9	149.9
Jul '13	164.9	149.9
Jun '13	165.4	149.9
May '13	165.9	149.9
Apr '13	-	-
Mar '13	-	-
Feb '13	-	-
Jan '13	-	-
Dec '12	-	-
Nov '12	-	-
Oct '12	<i>-closed for the season-</i>	
Sep '12	140.9	140.9
Aug '12	140.9	140.9
Jul '12	140.9	140.9
Jun '12	140.9	140.9
May '12	140.9	140.9

Retail Motor Fuel Prices — Carcross & Carmacks

	Carcross Self-serve				Carmacks Self-serve		
	regular	premium	diesel		regular	premium	diesel
27-May-15	129.9	-	139.9	27-May-15	120.9	131.4	126.4
13-May-15	119.9	-	139.9	13-May-15	117.9	123.9	126.4
29-Apr-15	119.9	-	139.9	29-Apr-15	113.9	123.9	126.4
15-Apr-15	119.9	-	144.9	15-Apr-15	118.9	128.9	128.9
1-Apr-15	119.9	-	144.9	1-Apr-15	118.9	128.9	139.9
18-Mar-15	114.9	-	144.9	18-Mar-15	116.9	126.9	139.9
4-Mar-15	114.9	-	139.9	4-Mar-15	116.9	126.9	139.9
18-Feb-15	109.9	-	139.9	18-Feb-15	112.9	122.9	134.9
4-Feb-15	109.9	-	139.9	4-Feb-15	99.9	109.9	134.9
21-Jan-15	109.9	-	139.9	21-Jan-15	99.9	109.9	134.9
7-Jan-15	124.9	-	149.9	7-Jan-15	119.9	129.9	147.9
23-Dec-14	129.9	-	149.9	23-Dec-14	119.9	129.9	147.9
10-Dec-14	134.9	-	154.9	10-Dec-14	132.9	142.9	152.9
26-Nov-14	139.9	-	154.9	26-Nov-14	139.9	149.9	149.9
12-Nov-14	139.9	-	154.9	12-Nov-14	139.9	149.9	149.9
29-Oct-14	139.9	-	154.9	29-Oct-14	134.9	154.9	158.9
15-Oct-14	149.9	-	154.9	15-Oct-14	146.9	158.4	158.9
1-Oct-14	149.9	-	154.9	1-Oct-14	146.9	158.4	158.9
17-Sep-14	149.9	-	154.9	17-Sep-14	146.9	161.9	167.9
3-Sep-14	149.9	-	159.9	3-Sep-14	146.9	161.9	167.9
20-Aug-14	149.9	-	154.9	20-Aug-14	146.9	161.9	167.9
6-Aug-14	153.9	-	159.9	6-Aug-14	153.9	161.9	167.9
23-Jul-14	153.9	-	159.9	23-Jul-14	153.9	161.9	167.9
9-Jul-14	153.9	-	159.9	9-Jul-14	153.9	161.9	167.9
25-Jun-14	153.9	-	159.9	25-Jun-14	153.9	161.9	167.9
11-Jun-14	153.9	-	159.9	11-Jun-14	153.9	161.9	167.9
28-May-14	153.9	-	159.9	28-May-14	153.9	161.9	167.9
14-May-14	153.9	-	159.9	14-May-14	153.9	159.9	167.9
Apr '14	151.2	-	159.9	Apr '14	149.9	159.9	167.9
Mar '14	149.9	-	157.4	Mar '14	143.9	153.9	174.9
Feb '14	147.4	-	157.4	Feb '14	139.9	149.9	170.4
Jan '14	144.9	-	154.9	Jan '14	139.9	149.9	163.9
Dec '13	149.9	-	154.9	Dec '13	139.9	149.9	158.9
Nov '13	149.9	-	154.9	Nov '13	144.9	154.9	159.9
Oct '13	149.9	-	151.6	Oct '13	148.2	159.9	153.2
Sep '13	152.4	-	149.9	Sep '13	149.9	159.9	147.4
Aug '13	154.9	-	149.9	Aug '13	148.7	160.2	147.4
Jul '13	154.9	-	149.9	Jul '13	149.9	159.9	147.4
Jun '13	154.9	-	149.9	Jun '13	159.9	167.4	148.7
May '13	146.9	-	145.9	May '13	148.2	157.2	145.4
Apr '13	139.9	-	145.9	Apr '13	139.9	149.9	151.9
Mar '13	139.9	-	145.9	Mar '13	139.9	149.9	153.9
Feb '13	139.9	-	145.9	Feb '13	137.9	148.9	151.9
Jan '13	139.9	-	145.9	Jan '13	139.9	149.9	151.4
Dec '12	139.9	-	145.9	Dec '12	139.9	149.9	145.9
Nov '12	139.9	-	145.9	Nov '12	144.9	154.9	145.9
Oct '12	n/a	-	n/a	Oct '12	149.9	157.6	147.2
Sep '12	n/a	-	n/a	Sep '12	148.9	156.9	147.2
Aug '12	n/a	-	n/a	Aug '12	145.9	154.4	144.4
Jul '12	n/a	-	n/a	Jul '12	145.9	154.2	144.2
Jun '12	159.0	-	159.0	Jun '12	145.9	154.2	143.9
May '12	152.3	-	159.0	May '12	145.9	154.2	146.2

Retail Motor Fuel Prices — Dawson City & Destruction Bay

	Dawson City Self-serve			Full-serve		Destruction Bay Self-serve			Full-serve
	regular	premium	diesel	propane		regular	premium	diesel	propane
27-May-15	128.7	135.2	152.8	135.0	27-May-15	133.9	143.9	127.9	126.9
13-May-15	126.2	132.7	157.4	135.0	13-May-15	129.9	139.9	129.9	126.9
29-Apr-15	126.2	132.7	157.4	130.0	29-Apr-15	133.9	143.9	129.9	126.9
15-Apr-15	126.2	132.7	157.4	130.0	15-Apr-15	125.9	135.9	129.9	126.9
1-Apr-15	126.2	132.7	157.4	130.0	1-Apr-15	125.9	135.9	129.9	126.7
18-Mar-15	123.7	130.2	157.4	135.0	18-Mar-15	123.9	133.9	138.9	126.7
4-Mar-15	123.7	130.2	157.4	135.0	4-Mar-15	123.9	133.9	138.9	126.9
18-Feb-15	123.7	130.2	157.4	135.0	18-Feb-15	124.9	134.9	140.9	126.9
4-Feb-15	126.9	133.9	157.9	n/a	4-Feb-15	121.9	131.9	137.9	126.9
21-Jan-15	132.2	139.4	158.9	135.0	21-Jan-15	121.9	131.9	129.9	126.9
7-Jan-15	136.0	143.2	163.4	135.0	7-Jan-15	121.9	131.9	140.9	132.9
23-Dec-14	142.5	152.2	163.4	135.0	23-Dec-14	123.9	133.9	155.9	132.9
10-Dec-14	147.8	154.8	172.9	n/a	10-Dec-14	133.9	143.9	155.9	132.9
26-Nov-14	147.7	157.4	166.4	135.0	26-Nov-14	138.9	158.9	158.9	132.9
12-Nov-14	148.9	157.4	167.4	135.0	12-Nov-14	140.9	150.9	169.9	126.9
29-Oct-14	159.2	166.7	168.9	135.0	29-Oct-14	142.9	154.9	152.9	126.9
15-Oct-14	159.2	166.7	168.9	135.0	15-Oct-14	151.9	161.9	151.9	124.9
1-Oct-14	154.7	166.7	168.9	135.0	1-Oct-14	151.9	161.9	151.9	124.9
17-Sep-14	159.2	166.7	168.9	135.0	17-Sep-14	153.9	163.9	153.9	124.9
3-Sep-14	159.2	166.7	168.9	135.0	3-Sep-14	153.9	163.9	153.9	124.9
20-Aug-14	159.2	166.7	168.9	135.0	20-Aug-14	152.9	162.9	152.9	124.9
6-Aug-14	159.2	166.7	168.9	135.0	6-Aug-14	n/a	n/a	n/a	n/a
23-Jul-14	159.2	166.7	168.9	135.0	23-Jul-14	n/a	n/a	n/a	n/a
9-Jul-14	160.4	167.9	169.4	135.0	9-Jul-14	154.9	164.9	156.9	129.9
25-Jun-14	155.7	164.2	168.4	135.0	25-Jun-14	158.9	168.9	156.9	129.9
11-Jun-14	154.2	161.7	165.9	135.0	11-Jun-14	158.9	168.9	161.9	129.9
28-May-14	154.2	161.7	165.9	135.0	28-May-14	157.9	167.9	169.9	129.9
14-May-14	154.2	161.7	165.9	135.0	14-May-14	156.9	166.9	169.9	150.0
Apr '14	152.2	159.7	167.4	135.0	Apr '14	154.9	164.9	172.9	134.6
Mar '14	150.7	157.7	166.9	130.0	Mar '14	153.9	163.9	173.4	143.9
Feb '14	149.6	156.6	167.6	135.0	Feb '14	145.9	155.9	172.9	124.9
Jan '14	148.5	155.3	167.7	n/a	Jan '14	140.9	150.9	167.9	105.9
Dec '13	154.0	162.3	163.4	120.0	Dec '13	141.9	151.9	163.4	105.9
Nov '13	157.1	165.6	163.1	120.0	Nov '13	143.4	153.4	158.9	105.9
Oct '13	160.1	168.9	161.9	120.0	Oct '13	142.9	152.9	153.6	105.9
Sep '13	162.9	168.4	162.4	120.0	Sep '13	147.9	157.9	148.9	105.9
Aug '13	162.9	168.4	162.4	120.0	Aug '13	146.9	156.9	142.4	108.0
Jul '13	164.8	170.3	162.7	120.0	Jul '13	149.9	159.9	140.9	110.0
Jun '13	166.8	172.3	162.9	120.0	Jun '13	155.8	165.9	141.9	110.0
May '13	155.4	162.4	165.2	120.0	May '13	152.9	162.9	144.9	108.6
Apr '13	145.7	157.1	152.5	120.0	Apr '13	146.9	156.9	146.9	106.9
Mar '13	142.1	155.2	157.9	n/a	Mar '13	146.9	156.9	152.4	105.9
Feb '13	143.5	155.6	150.6	120.0	Feb '13	143.4	153.4	153.4	105.9
Jan '13	149.1	158.2	155.4	120.0	Jan '13	132.9	142.9	143.9	105.9
Dec '12	151.9	157.4	152.6	120.0	Dec '12	138.9	148.9	149.9	105.9
Nov '12	152.2	159.3	154.4	120.0	Nov '12	139.4	149.4	146.9	105.9
Oct '12	153.0	159.6	156.2	120.0	Oct '12	150.6	160.6	147.2	105.9
Sep '12	154.7	159.6	159.9	120.0	Sep '12	151.4	161.4	147.9	105.9
Aug '12	152.7	157.3	155.4	120.0	Aug '12	148.4	158.4	141.9	105.9
Jul '12	152.9	157.5	155.1	120.0	Jul '12	145.4	155.4	137.4	106.4
Jun '12	154.4	159.3	157.7	120.0	Jun '12	148.4	158.4	137.9	106.9
May '12	154.9	158.7	158.9	120.0	May '12	146.6	156.6	147.2	106.9

Retail Motor Fuel Prices — Eagle Plains & Faro

	Eagle Plains			
	Self-Serve			Full-serve
	regular	premium	diesel	propane
27-May-15	150.0	-	160.0	140.0
13-May-15	150.0	-	160.0	140.0
29-Apr-15	150.0	-	155.0	140.0
15-Apr-15	150.0	-	160.0	145.0
1-Apr-15	150.0	-	160.0	145.0
18-Mar-15	150.0	-	160.0	145.0
4-Mar-15	150.0	-	160.0	145.0
18-Feb-15	154.0	-	164.0	140.0
4-Feb-15	173.0	-	160.0	140.0
21-Jan-15	173.0	-	155.0	140.0
7-Jan-15	173.0	-	155.0	140.0
23-Dec-14	173.0	-	165.0	140.0
10-Dec-14	n/a	-	n/a	n/a
26-Nov-14	173.0	-	170.0	140.0
12-Nov-14	173.0	-	170.0	140.0
29-Oct-14	173.0	-	175.0	140.0
15-Oct-14	173.0	-	175.0	140.0
1-Oct-14	173.0	-	175.0	140.0
17-Sep-14	173.0	-	170.0	140.0
3-Sep-14	173.0	-	170.0	140.0
20-Aug-14	173.0	-	175.0	140.0
6-Aug-14	173.0	-	175.0	140.9
23-Jul-14	173.0	-	175.0	140.9
9-Jul-14	173.0	-	170.0	140.9
25-Jun-14	173.0	-	175.0	140.9
11-Jun-14	173.0	-	175.0	140.9
28-May-14	173.0	-	175.0	140.9
14-May-14	n/a	-	n/a	n/a
Apr '14	173.9	-	170.0	140.9
Mar '14	173.9	-	175.0	140.9
Feb '14	173.9	-	175.0	140.5
Jan '14	173.5	-	172.5	140.0
Dec '13	173.0	-	172.5	140.0
Nov '13	173.0	-	175.0	140.0
Oct '13	173.0	-	171.7	140.0
Sep '13	173.0	-	172.5	140.0
Aug '13	173.0	-	175.0	140.0
Jul '13	173.0	-	175.0	-

	Faro		
	Self-Serve		
	regular	premium	diesel
27-May-15	119.9	-	125.9
13-May-15	115.9	-	125.9
29-Apr-15	115.9	-	125.9
15-Apr-15	120.9	-	130.9
1-Apr-15	118.9	-	141.9
18-Mar-15	118.9	-	141.9
4-Mar-15	118.9	-	141.9
18-Feb-15	114.9	-	136.9
4-Feb-15	101.9	-	136.9
21-Jan-15	115.9	-	149.9
7-Jan-15	121.9	-	149.9
23-Dec-14	121.9	-	149.9
10-Dec-14	141.9	-	151.9
26-Nov-14	141.9	-	151.9
12-Nov-14	141.9	-	151.9
29-Oct-14	148.9	-	151.9
15-Oct-14	n/a	-	n/a
1-Oct-14	148.9	-	169.9
17-Sep-14	148.9	-	169.9
3-Sep-14	148.9	-	169.9
20-Aug-14	155.9	-	169.9
6-Aug-14	155.9	-	169.9
23-Jul-14	155.9	-	169.9
9-Jul-14	155.9	-	169.9
25-Jun-14	155.9	-	169.9
11-Jun-14	155.9	-	169.9
28-May-14	155.9	-	169.9
14-May-14	155.9	-	169.9
Apr '14	148.6	-	173.6
Mar '14	145.9	-	176.9
Feb '14	141.9	-	168.4
Jan '14	146.9	-	165.9
Dec '13	141.9	-	161.9
Nov '13	152.9	-	161.9
Oct '13	150.2	-	150.2
Sep '13	151.0	-	148.0
Aug '13	151.0	-	148.0
Jul '13	157.0	-	148.0
May '13	151.6	-	150.6
Apr '13	141.9	-	157.9
Mar '13	141.9	-	157.9
Feb '13	140.0	-	152.5
Jan '13	142.0	-	155.0
Dec '12	147.4	-	146.9
Nov '12	149.9	-	145.9
Oct '12	149.9	-	145.9
Sep '12	149.9	-	145.9
Aug '12	145.9	-	139.9
Jul '12	145.9	-	139.9
Jun '12	147.9	-	151.9
May '12	147.9	-	151.9

Retail Motor Fuel Prices — Haines Junction

	Self-serve			Full-serve		
	regular	premium	diesel	regular	diesel	propane
27-May-15	120.6	128.9	129.6	-	-	109.9
13-May-15	113.2	120.4	128.4	-	-	109.9
29-Apr-15	111.9	120.4	128.4	-	-	114.9
15-Apr-15	111.9	120.4	128.4	-	-	114.0
1-Apr-15	108.9	114.9	129.9	-	-	114.9
18-Mar-15	108.4	116.9	131.9	-	-	114.9
4-Mar-15	106.6	114.9	130.6	-	-	114.9
18-Feb-15	105.7	111.4	130.7	-	-	114.9
4-Feb-15	102.4	109.4	130.9	-	-	114.9
21-Jan-15	104.7	108.9	132.2	-	-	114.9
7-Jan-15	113.7	122.4	136.1	-	-	124.0
23-Dec-14	118.2	128.9	137.7	-	-	124.0
10-Dec-14	128.7	132.9	139.7	-	-	105.0
26-Nov-14	133.7	139.4	144.4	-	-	124.0
12-Nov-14	133.7	139.4	144.4	-	-	124.0
29-Oct-14	133.7	139.4	145.4	-	-	124.0
15-Oct-14	139.1	145.4	147.9	-	-	124.0
1-Oct-14	139.7	145.4	147.9	-	-	124.0
17-Sep-14	139.7	145.4	147.9	-	-	124.0
3-Sep-14	139.7	145.4	147.9	-	-	124.0
20-Aug-14	140.2	145.4	149.4	-	-	124.0
6-Aug-14	141.2	146.9	149.4	-	-	124.0
23-Jul-14	142.2	147.9	149.4	-	-	124.0
9-Jul-14	146.4	153.4	151.2	-	-	124.0
25-Jun-14	145.9	152.4	150.4	-	-	124.0
11-Jun-14	144.6	148.9	149.9	-	-	124.0
28-May-14	144.2	150.9	152.4	-	-	124.0
14-May-14	145.9	151.9	153.7	-	-	124.0
Apr '14	141.2	147.2	153.6	-	-	124.0
Mar '14	138.8	145.2	154.9	-	-	105.0
Feb '14	133.1	139.4	150.6	-	-	105.0
Jan '14	131.9	136.9	148.9	-	-	105.0
Dec '13	136.2	n/a	149.7	-	-	105.0
Nov '13	137.6	141.2	143.5	-	-	105.0
Oct '13	141.1	148.9	141.9	-	-	105.0
Sep '13	141.9	148.9	141.9	-	-	105.0
Aug '13	143.0	148.9	141.9	-	-	105.0
Jul '13	146.2	148.9	144.2	-	-	105.0
Jun '13	151.3	161.9	145.0	-	-	105.0
May '13	143.2	151.4	145.3	-	-	105.0
Apr '13	136.7	141.9	146.4	-	-	105.0
Mar '13	136.5	144.7	147.6	-	-	105.0
Feb '13	132.7	139.2	143.3	-	-	105.0
Jan '13	132.1	138.9	142.7	-	-	105.0
Dec '12	133.7	141.7	141.9	-	-	105.0
Nov '12	136.4	143.7	138.1	-	-	105.0
Oct '12	141.0	148.1	139.2	-	-	105.0
Sep '12	139.6	144.9	137.9	-	-	105.0
Aug '12	139.2	146.4	137.6	-	-	105.0
Jul '12	139.0	147.9	138.4	-	-	105.0
Jun '12	138.4	145.4	140.2	-	-	n/a
May '12	139.6	149.6	145.7	-	-	105.0

Retail Motor Fuel Prices — Mayo

	Self-serve			Full-serve	
	regular	premium	diesel	regular	diesel
27-May-15	124.9	-	127.9	126.9	142.9
13-May-15	117.9	-	127.9	126.9	142.9
29-Apr-15	117.9	-	127.9	117.9	142.9
15-Apr-15	117.9	-	138.9	117.9	142.9
1-Apr-15	110.9	-	138.9	117.9	142.9
18-Mar-15	110.9	-	139.9	117.9	142.9
4-Mar-15	110.9	-	139.9	117.9	142.9
18-Feb-15	107.9	-	139.9	117.9	142.9
4-Feb-15	107.9	-	139.9	n/a	n/a
21-Jan-15	110.9	-	139.9	117.9	142.9
7-Jan-15	117.9	-	143.9	127.9	152.9
23-Dec-14	124.9	-	145.9	137.9	160.9
10-Dec-14	133.9	-	148.9	140.9	160.9
26-Nov-14	135.9	-	148.9	n/a	n/a
12-Nov-14	n/a	-	n/a	145.9	160.9
29-Oct-14	n/a	-	n/a	n/a	n/a
15-Oct-14	n/a	-	n/a	154.9	160.9
1-Oct-14	n/a	-	n/a	154.9	160.9
17-Sep-14	n/a	-	n/a	154.9	160.9
3-Sep-14	n/a	-	n/a	154.9	160.9
20-Aug-14	n/a	-	n/a	n/a	n/a
6-Aug-14	n/a	-	n/a	n/a	n/a
23-Jul-14	n/a	-	n/a	n/a	n/a
9-Jul-14	n/a	-	n/a	154.9	160.9
25-Jun-14	n/a	-	n/a	154.9	160.9
11-Jun-14	n/a	-	n/a	154.9	160.9
28-May-14	n/a	-	n/a	154.9	160.9
14-May-14	n/a	-	n/a	154.9	160.9
Apr '14	n/a	-	n/a	151.6	160.9
Mar '14	161.0	-	154.9	149.9	164.9
Feb '14	161.0	-	154.9	159.9	160.9
Jan '14	161.0	-	154.9	159.9	160.9
Dec '13	161.0	-	154.9	159.9	160.9
Nov '13	161.0	-	154.9	159.9	160.9
Oct '13	169.9	-	155.9	159.9	152.9
Sep '13	169.9	-	155.9	159.9	148.9
Aug '13	169.9	-	155.9	159.9	148.9
Jul '13	162.9	-	150.9	169.9	159.9
Jun '13	n/a	-	n/a	169.9	155.9
May '13	154.0	-	155.0	160.4	155.9
Apr '13	154.0	-	155.0	n/a	n/a
Mar '13	154.0	-	155.0	150.9	155.9
Feb '13	154.0	-	155.0	150.9	155.9
Jan '13	154.0	-	155.0	150.9	155.9
Dec '12	154.0	-	155.0	150.9	155.9
Nov '12	154.0	-	155.0	153.4	155.9
Oct '12	154.0	-	155.0	150.9	155.9
Sep '12	154.0	-	155.0	150.9	155.9
Aug '12	154.0	-	150.0	150.9	148.4
Jul '12	154.0	-	150.0	150.9	150.9
Jun '12	154.0	-	155.0	150.9	150.9
May '12	154.0	-	155.0	150.9	159.9

Retail Motor Fuel Prices — Pelly Crossing & Ross River

	Pelly Crossing Self-serve	
	regular	diesel
27-May-15	127.9	135.9
13-May-15	127.9	135.9
29-Apr-15	124.9	157.9
15-Apr-15	124.9	157.9
1-Apr-15	124.9	157.9
18-Mar-15	124.9	157.9
4-Mar-15	117.9	157.9
18-Feb-15	117.9	157.9
4-Feb-15	117.9	157.9
21-Jan-15	122.9	157.9
7-Jan-15	128.9	157.9
23-Dec-14	137.9	157.9
10-Dec-14	146.9	157.9
26-Nov-14	146.9	157.9
12-Nov-14	146.9	157.9
29-Oct-14	154.9	169.9
15-Oct-14	154.9	169.9
1-Oct-14	154.9	169.9
17-Sep-14	154.9	169.9
3-Sep-14	n/a	n/a
20-Aug-14	154.9	169.9
6-Aug-14	154.9	169.9
23-Jul-14	154.9	169.9
9-Jul-14	154.9	169.9
25-Jun-14	154.9	169.9
11-Jun-14	154.9	169.9
28-May-14	154.9	169.9
14-May-14	154.9	169.9
Apr '14	149.9	163.2
Mar '14	149.9	164.9
Feb '14	149.9	159.9
Jan '14	149.9	159.9
Dec '13	149.9	159.9
Nov '13	152.4	157.4
Oct '13	154.9	151.6
Sep '13	154.9	154.9
Aug '13	154.9	154.9
Jul '13	149.9	149.9
Jun '13	159.9	149.9
May '13	150.6	151.6
Apr '13	145.9	154.9
Mar '13	142.9	154.9
Feb '13	139.9	154.9
Jan '13	139.9	148.9
Dec '12	139.9	147.9
Nov '12	144.9	148.9
Oct '12	154.9	154.9
Sep '12	152.4	157.4
Aug '12	149.9	145.9
Jul '12	149.9	145.9
Jun '12	149.9	145.9
May '12	149.9	155.9

	Ross River Self-serve	
	regular	diesel
27-May-15	118.4	119.9
13-May-15	118.4	119.9
29-Apr-15	118.4	119.9
15-Apr-15	117.1	129.1
1-Apr-15	117.1	129.1
18-Mar-15	117.9	129.9
4-Mar-15	117.1	129.1
18-Feb-15	105.0	115.0
4-Feb-15	105.0	115.0
21-Jan-15	115.0	130.1
7-Jan-15	115.0	130.1
23-Dec-14	n/a	n/a
10-Dec-14	n/a	n/a
26-Nov-14	125.8	130.1
12-Nov-14	148.9	147.3
29-Oct-14	148.9	147.3
15-Oct-14	148.9	147.3
1-Oct-14	148.9	147.3
17-Sep-14	151.5	143.7
3-Sep-14	151.5	143.7
20-Aug-14	151.5	143.7
6-Aug-14	151.5	143.7
23-Jul-14	151.5	143.7
9-Jul-14	151.5	143.7
25-Jun-14	152.0	150.7
11-Jun-14	152.0	150.7
28-May-14	152.0	150.7
14-May-14	152.0	150.7
Apr '14	147.7	157.1
Mar '14	142.4	169.9
Feb '14	137.9	165.9
Jan '14	137.9	161.9
Dec '13	137.9	161.9
Nov '13	147.9	152.9
Oct '13	147.9	150.2
Sep '13	145.9	142.9
Aug '13	149.0	147.0
Jul '13	152.0	151.0
Jun '13	152.0	151.0
May '13	141.2	149.2
Apr '13	135.3	147.8
Mar '13	135.3	147.8
Feb '13	137.1	148.9
Jan '13	138.9	138.9
Dec '12	140.9	142.4
Nov '12	142.9	145.9
Oct '12	142.9	145.9
Sep '12	142.9	145.9
Aug '12	142.9	141.9
Jul '12	139.9	147.9
Jun '12	139.9	147.9
May '12	139.9	147.9

Retail Motor Fuel Prices — Stewart Crossing & Tagish

	Stewart Crossing		
	Self-Serve		
	regular	premium	diesel
27-May-15	126.9	132.9	134.9
13-May-15	119.9	125.9	134.9
29-Apr-15	128.0	134.0	143.0
15-Apr-15	128.0	134.0	143.0
1-Apr-15	123.0	129.0	148.0
18-Mar-15	123.0	129.0	148.0
4-Mar-15	118.0	124.0	148.0
18-Feb-15	118.0	124.0	148.0
4-Feb-15	118.0	124.0	148.0
21-Jan-15	113.0	119.0	148.0
7-Jan-15	127.0	133.0	154.0

23-Dec-14	133.0	139.0	157.0
10-Dec-14	141.0	147.0	157.0
26-Nov-14	146.0	152.0	165.0
12-Nov-14	146.0	152.0	165.0
29-Oct-14	148.0	154.0	165.0
15-Oct-14	153.0	163.0	165.0
1-Oct-14	153.0	163.0	165.0
17-Sep-14	153.0	163.0	165.0
3-Sep-14	153.0	163.0	165.0
20-Aug-14	153.0	163.0	165.0
6-Aug-14	n/a	n/a	n/a
23-Jul-14	157.0	163.0	165.0
9-Jul-14	162.0	164.0	160.9
25-Jun-14	162.0	164.0	160.9
11-Jun-14	158.0	164.0	160.9
28-May-14	158.0	164.0	160.9
14-May-14	158.0	164.0	160.9

Apr '14	153.3	160.3	160.9
Mar '14	153.0	157.0	160.9
Feb '14	148.5	154.5	158.4
Jan '14	146.0	152.0	155.9

Dec '13	146.0	152.0	155.9
Nov '13	146.0	164.0	153.9
Oct '13	158.0	164.0	152.5
Sep '13	158.0	164.0	153.5
Aug '13	158.0	164.0	153.9
Jul '13	162.0	168.0	153.9
Jun '13	166.0	172.0	153.9
May '13	156.3	158.7	157.2
Apr '13	146.0	152.0	158.9
Mar '13	149.5	153.0	155.9
Feb '13	148.0	154.0	152.9
Jan '13	148.0	154.0	152.9

Dec '12	148.0	154.0	152.9
Nov '12	150.0	156.0	147.7
Oct '12	154.0	160.0	147.5
Sep '12	154.0	160.0	147.5
Aug '12	154.0	160.0	147.5
Jul '12	154.0	160.0	147.5
Jun '12	154.0	160.0	147.5
May '12	154.0	160.0	155.9

	Tagish			
	Self-serve			Full-serve
	regular	premium	diesel	propane
27-May-15	113.4	124.8	130.4	100.0
13-May-15	111.4	124.8	130.4	100.0
29-Apr-15	109.9	n/a	139.9	n/a
15-Apr-15	111.4	124.8	130.4	100.0
1-Apr-15	111.4	124.8	134.4	100.0
18-Mar-15	111.4	124.8	134.4	100.0
4-Mar-15	111.4	124.8	134.4	110.0
18-Feb-15	106.4	124.8	132.4	110.0
4-Feb-15	106.4	124.8	132.4	100.0
21-Jan-15	106.4	124.8	119.4	100.0
7-Jan-15	129.9	134.8	146.9	110.0

23-Dec-14	n/a	n/a	n/a	n/a
10-Dec-14	136.4	134.8	146.9	110.0
26-Nov-14	138.9	149.8	150.4	110.0
12-Nov-14	138.9	149.8	150.4	110.0
29-Oct-14	138.9	149.8	150.4	110.0
15-Oct-14	144.4	149.8	150.4	110.0
1-Oct-14	144.4	149.8	150.4	110.0
17-Sep-14	144.4	149.8	150.4	110.0
3-Sep-14	144.4	149.8	150.4	110.0
20-Aug-14	144.4	149.8	150.4	110.0
6-Aug-14	144.4	149.8	150.4	110.0
23-Jul-14	142.8	149.8	149.8	110.0
9-Jul-14	146.4	149.8	152.4	110.0
25-Jun-14	146.4	149.8	152.4	110.0
11-Jun-14	144.9	149.8	152.4	110.0
28-May-14	144.9	149.8	152.4	110.0
14-May-14	142.4	152.8	151.4	130.0

Apr '14	141.9	148.8	151.4	131.7
Mar '14	139.9	145.3	151.4	135.0
Feb '14	136.4	138.8	151.4	110.0
Jan '14	141.4	138.8	151.4	110.0

Dec '13	141.9	146.8	147.2	115.0
Nov '13	142.4	146.8	145.4	112.5
Oct '13	147.4	146.8	144.9	111.7
Sep '13	147.4	156.8	144.9	115.0
Aug '13	147.4	156.8	144.9	110.0
Jul '13	147.4	156.8	144.9	107.5
Jun '13	148.9	156.8	145.4	107.5
May '13	142.7	150.1	145.9	108.3
Apr '13	139.9	144.8	145.9	105.0
Mar '13	139.9	144.8	145.9	105.0
Feb '13	136.4	140.8	144.9	110.0
Jan '13	137.4	140.8	140.4	115.0

Dec '12	141.2	140.8	140.7	115.0
Nov '12	138.9	146.9	141.4	110.0
Oct '12	141.4	147.8	144.9	111.7
Sep '12	140.4	147.3	144.9	110.0
Aug '12	140.2	145.8	145.7	110.0
Jul '12	137.9	145.8	141.4	115.0
Jun '12	137.9	145.8	142.2	115.0
May '12	137.9	145.8	144.6	115.0

Retail Motor Fuel Prices — Teslin

	Self-serve			Full-serve
	regular	premium	diesel	propane
27-May-15	120.4	130.9	129.9	115.0
13-May-15	113.9	123.9	129.4	115.0
29-Apr-15	113.9	123.9	131.4	115.0
15-Apr-15	113.9	123.9	131.4	110.0
1-Apr-15	113.9	123.9	131.4	115.0
18-Mar-15	113.9	123.9	132.9	110.0
4-Mar-15	113.9	123.9	132.9	115.0
18-Feb-15	113.9	123.9	132.9	115.0
4-Feb-15	98.9	108.9	132.9	115.0
21-Jan-15	98.9	108.9	132.9	115.0
7-Jan-15	114.4	124.9	139.9	115.0
23-Dec-14	120.4	128.9	142.9	115.0
10-Dec-14	126.9	136.9	149.9	115.0
26-Nov-14	130.9	141.9	151.9	115.0
12-Nov-14	130.9	141.9	149.9	115.0
29-Oct-14	130.9	141.9	148.9	110.0
15-Oct-14	138.9	148.9	149.9	110.0
1-Oct-14	139.9	n/a	149.9	110.0
17-Sep-14	139.4	148.9	149.9	110.0
3-Sep-14	139.4	148.9	149.9	110.0
20-Aug-14	139.4	148.9	149.9	107.5
6-Aug-14	139.4	148.9	149.9	107.5
23-Jul-14	143.4	152.9	149.4	107.5
9-Jul-14	147.9	157.9	150.4	110.0
25-Jun-14	147.9	157.9	150.4	110.0
11-Jun-14	143.9	153.9	150.4	110.0
28-May-14	146.9	156.9	150.4	121.5
14-May-14	146.9	156.9	151.9	121.5
Apr '14	143.6	153.9	152.9	121.5
Mar '14	139.4	152.9	154.7	121.5
Feb '14	135.9	152.9	157.9	121.5
Jan '14	132.9	152.9	148.9	110.0
Dec '13	138.9	152.9	149.7	108.5
Nov '13	138.4	152.9	142.9	107.0
Oct '13	141.2	152.9	143.4	107.0
Sep '13	143.2	152.9	146.4	107.0
Aug '13	143.9	152.9	140.2	111.3
Jul '13	144.7	154.9	141.4	112.5
Jun '13	149.4	157.9	141.2	112.5
May '13	141.1	150.2	141.4	110.8
Apr '13	133.7	143.4	143.2	112.5
Mar '13	133.9	143.9	143.9	110.0
Feb '13	132.7	142.4	141.9	107.5
Jan '13	132.2	141.4	141.2	107.5
Dec '12	133.2	143.4	140.2	107.5
Nov '12	134.4	143.9	136.7	107.5
Oct '12	138.9	149.9	138.9	107.5
Sep '12	140.7	149.9	139.7	107.5
Aug '12	139.4	149.9	138.9	107.5
Jul '12	138.9	149.9	134.4	107.5
Jun '12	137.9	147.9	135.2	107.5
May '12	138.2	148.6	140.1	107.5

Retail Motor Fuel Prices — Watson Lake

	Self-serve			Full-serve	
	regular	premium	diesel	diesel	propane
27-May-15	118.3	122.9	119.0	143.9	130.9
13-May-15	115.9	123.4	119.7	143.9	130.9
29-Apr-15	113.4	119.9	119.7	143.9	130.9
15-Apr-15	108.6	119.9	114.9	143.9	130.9
1-Apr-15	108.2	119.9	117.0	143.9	130.9
18-Mar-15	108.4	118.4	116.7	-	130.9
4-Mar-15	103.2	113.4	121.0	-	130.9
18-Feb-15	101.4	113.4	122.4	-	130.9
4-Feb-15	99.9	111.9	125.9	-	130.9
21-Jan-15	99.9	111.9	125.9	-	130.9
7-Jan-15	101.9	115.9	135.9	-	130.9
23-Dec-14	111.9	123.4	137.4	n/a	130.9
10-Dec-14	117.9	129.9	142.9	140.9	130.9
26-Nov-14	125.9	134.9	146.9	140.9	130.9
12-Nov-14	131.4	141.4	148.9	140.9	130.9
29-Oct-14	133.9	148.9	141.4	140.9	130.9
15-Oct-14	143.9	148.9	150.2	140.9	130.9
1-Oct-14	144.7	151.6	150.7	140.9	130.9
17-Sep-14	145.4	152.6	150.7	140.9	127.2
3-Sep-14	145.4	152.6	151.4	140.9	127.2
20-Aug-14	145.4	152.6	150.7	140.9	127.2
6-Aug-14	145.9	151.6	151.9	140.9	127.2
23-Jul-14	145.9	151.6	152.7	140.9	127.2
9-Jul-14	146.7	154.2	153.2	140.9	127.2
25-Jun-14	146.7	154.2	153.9	140.9	127.2
11-Jun-14	146.7	153.9	153.2	140.9	130.3
28-May-14	148.9	157.4	151.9	140.9	127.2
14-May-14	141.9	152.9	152.9	140.9	130.9
Apr '14	140.6	151.6	154.6	140.9	130.9
Mar '14	143.9	153.9	164.4	140.9	130.9
Feb '14	142.4	153.4	162.9	140.9	130.9
Jan '14	143.4	155.4	159.9	140.9	130.9
Dec '13	144.8	156.9	154.9	140.9	131.4
Nov '13	147.9	159.9	151.4	n/a	131.9
Oct '13	149.0	159.6	148.0	140.9	130.7
Sep '13	149.6	158.4	147.2	140.9	130.3
Aug '13	149.6	159.4	147.2	140.9	130.6
Jul '13	149.3	158.2	146.9	140.9	126.7
Jun '13	148.9	158.2	146.6	140.9	126.2
May '13	139.1	149.2	143.8	140.9	124.7
Apr '13	137.9	149.9	144.9	140.9	123.7
Mar '13	137.9	149.9	144.9	140.9	126.4
Feb '13	130.9	141.7	141.2	140.9	120.9
Jan '13	129.9	132.9	136.9	140.9	120.9
Dec '12	130.4	140.9	137.9	140.9	126.4
Nov '12	137.4	147.7	138.2	140.9	126.4
Oct '12	140.1	149.5	140.0	140.9	126.9
Sep '12	137.9	146.2	141.6	140.9	127.2
Aug '12	138.5	146.4	139.6	134.9	127.2
Jul '12	137.7	144.3	139.8	134.9	125.3
Jun '12	137.7	145.4	141.2	134.9	127.2
May '12	139.5	148.0	145.1	134.9	127.2

Residential Fuel Prices in Yukon

Average Prices as of May 27th, 2015

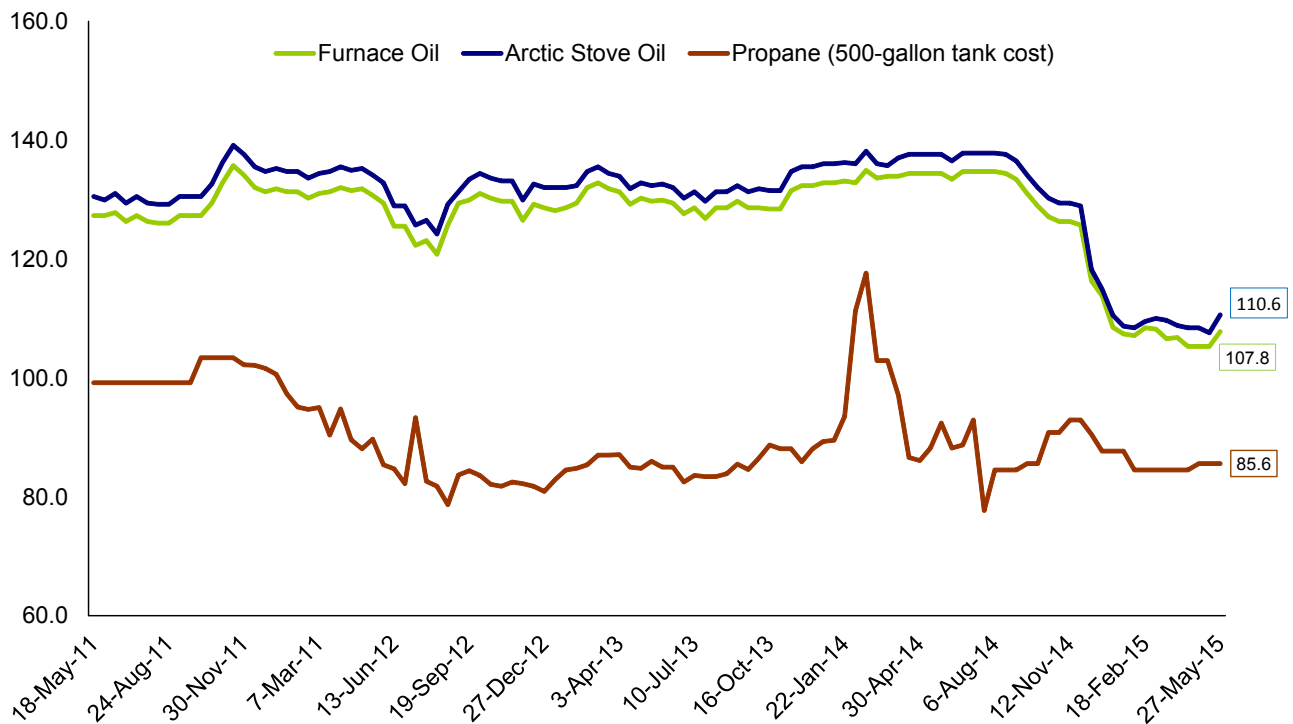
	Residential Heating Fuels			% Change May 28, 2014 to May 27, 2015		
	Furnace Oil	Arctic Stove Oil	Propane (500-gallon tank cost)	Furnace Oil	Arctic Stove Oil	Propane (500-gallon tank cost)
Whitehorse	107.8	110.6	85.6	-19.8%	-19.6%	-7.4%
Carmacks	n/a	n/a	85.6	n/a	n/a	-7.4%
Dawson City	n/a	115.2	85.6	n/a	-20.5%	-7.4%
Faro	n/a	n/a	85.6	n/a	n/a	-7.4%
Haines Junction	n/a	107.9	85.6	n/a	-19.8%	-7.4%
Mayo	118.7	117.4	85.6	-20.7%	-21.6%	-7.4%
Ross River	n/a	n/a	85.6	n/a	n/a	-7.4%
Tagish	n/a	118.4	-	n/a	-20.6%	-
Teslin	n/a	112.9	85.6	n/a	-19.0%	-7.4%
Watson Lake	112.2	117.6	85.6	-21.0%	-18.1%	-7.4%

Notes: All prices are Canadian cents per litre, including all applicable taxes.
 "-" indicates this service was not available in this community at this time.
 "n/a" indicates this information was not available for the reporting period.

Comparing May 27th, 2015 to May 28th, 2014, available prices for Furnace Oil, Arctic Stove Oil, and Propane decreased in all Yukon communities.

Note: Price discounts may apply to seniors, members of unions or service groups, or for quick payment. Ask your fuel supplier for details.

Average Residential Bi-weekly Heating Fuel Prices, Whitehorse
 May 2011 - May 2015
 (cents per litre)



Residential Heating Fuel Prices — Whitehorse

	Furnace Oil	Arctic Stove Oil	Propane (500-gallon tank cost)
27-May-15	107.8	110.6	85.6
13-May-15	105.3	107.6	85.6
29-Apr-15	105.3	108.4	85.6
15-Apr-15	105.3	108.4	84.5
1-Apr-15	106.8	108.8	84.5
18-Mar-15	106.6	109.7	84.5
4-Mar-15	108.2	110.0	84.5
18-Feb-15	108.4	109.5	84.5
4-Feb-15	107.1	108.4	84.5
21-Jan-15	107.4	108.7	87.7
7-Jan-15	108.5	110.5	87.7
23-Dec-14	113.8	114.9	87.7
10-Dec-14	116.3	118.2	90.5
26-Nov-14	125.7	128.9	92.9
12-Nov-14	126.3	129.4	92.9
29-Oct-14	126.3	129.4	90.8
15-Oct-14	127.1	130.2	90.8
1-Oct-14	128.9	132.0	85.6
17-Sep-14	131.0	134.1	85.6
3-Sep-14	133.4	136.5	84.5
20-Aug-14	134.4	137.6	84.5
6-Aug-14	134.7	137.8	84.5
23-Jul-14	134.7	137.8	77.7
9-Jul-14	134.7	137.8	92.9
25-Jun-14	134.7	137.8	88.7
11-Jun-14	133.4	136.5	88.2
28-May-14	134.4	137.6	92.4
14-May-14	134.4	137.6	88.2
Apr '14	134.2	137.4	89.9
Mar '14	133.8	135.9	102.9
Feb '14	133.9	137.1	114.5
Jan '14	133.0	136.1	91.5
Dec '13	132.6	135.8	88.7
Nov '13	131.9	135.1	87.0
Oct '13	128.5	131.6	87.8
Sep '13	129.2	131.8	85.1
Aug '13	128.6	131.3	83.7
Jul '13	127.7	130.5	83.5
Jun '13	128.5	131.1	83.8
May '13	129.9	132.6	85.3
Apr '13	130.3	132.9	86.1
Mar '13	132.3	135.0	87.0
Feb '13	130.7	133.5	85.1
Jan '13	128.4	132.0	83.7
Dec '12	128.9	132.3	81.4
Nov '12	128.1	131.5	87.9
Oct '12	130.3	133.7	82.4
Sep '12	129.7	132.4	84.1
Aug '12	123.3	126.7	80.3
Jul '12	122.7	126.1	88.0
Jun '12	125.5	128.9	83.5
May '12	130.6	134.0	87.7

Residential Heating Fuel Prices — Carmacks

	Furnace Oil	Arctic Stove Oil	Propane (500-gallon tank cost)
27-May-15	n/a	n/a	85.6
13-May-15	109.0	112.1	85.6
29-Apr-15	109.0	112.1	85.6
15-Apr-15	109.0	112.1	84.5
1-Apr-15	109.0	112.1	84.5
18-Mar-15	109.0	112.1	84.5
4-Mar-15	n/a	n/a	84.5
18-Feb-15	109.0	112.1	84.5
4-Feb-15	109.0	112.1	84.5
21-Jan-15	112.1	115.3	87.7
7-Jan-15	115.3	118.4	87.7
23-Dec-14	122.6	125.8	87.7
10-Dec-14	125.8	128.9	95.0
26-Nov-14	126.8	130.0	92.9
12-Nov-14	126.8	130.0	92.9
29-Oct-14	126.8	130.0	90.8
15-Oct-14	128.9	132.1	90.8
1-Oct-14	131.0	134.2	85.6
17-Sep-14	136.3	139.4	85.6
3-Sep-14	136.3	139.4	84.5
20-Aug-14	136.3	139.4	84.5
6-Aug-14	136.3	139.4	84.5
23-Jul-14	136.3	139.4	77.7
9-Jul-14	136.3	139.4	92.9
25-Jun-14	136.3	139.4	88.7
11-Jun-14	136.3	139.4	88.2
28-May-14	136.3	139.4	92.4
14-May-14	136.3	139.4	88.2
Apr '14	136.3	139.4	89.9
Mar '14	136.3	139.4	102.9
Feb '14	135.3	138.4	114.5
Jan '14	133.1	136.3	91.5
Dec '13	133.1	136.3	86.2
Nov '13	133.1	137.6	80.7
Oct '13	128.9	132.1	82.2
Sep '13	128.9	132.1	76.8
Aug '13	128.9	132.1	76.1
Jul '13	131.0	134.2	75.7
Jun '13	133.1	136.3	79.2
May '13	133.8	137.0	81.0
Apr '13	135.2	138.4	81.4
Mar '13	137.3	140.5	80.4
Feb '13	134.2	137.4	76.9
Jan '13	131.0	134.2	74.6
Dec '12	131.0	134.2	69.2
Nov '12	132.6	135.8	71.5
Oct '12	134.2	137.3	72.9
Sep '12	131.6	134.7	75.7
Aug '12	122.6	125.8	68.2
Jul '12	127.9	131.0	73.9
Jun '12	127.9	131.0	73.5
May '12	134.2	137.3	83.8

Residential Heating Fuel Prices — Dawson City

	Furnace Oil	Arctic Stove Oil	Propane (500-gallon tank cost)
27-May-15	n/a	115.2	85.6
13-May-15	114.5	113.8	85.6
29-Apr-15	114.5	117.6	85.6
15-Apr-15	114.5	117.6	84.5
1-Apr-15	114.5	116.7	84.5
18-Mar-15	114.5	117.6	84.5
4-Mar-15	n/a	118.1	84.5
18-Feb-15	114.5	114.4	84.5
4-Feb-15	114.5	114.4	84.5
21-Jan-15	117.6	119.0	87.7
7-Jan-15	120.8	127.1	87.7
23-Dec-14	128.1	134.4	87.7
10-Dec-14	131.3	134.4	95.0
26-Nov-14	132.3	135.5	92.9
12-Nov-14	132.3	135.5	92.9
29-Oct-14	132.3	135.5	90.8
15-Oct-14	134.4	137.6	90.8
1-Oct-14	136.5	139.7	85.6
17-Sep-14	141.8	144.9	85.6
3-Sep-14	141.8	144.9	84.5
20-Aug-14	141.8	144.9	84.5
6-Aug-14	141.8	144.9	84.5
23-Jul-14	141.8	144.9	77.7
9-Jul-14	141.8	144.9	92.9
25-Jun-14	141.8	144.9	88.7
11-Jun-14	141.8	144.9	88.2
28-May-14	141.8	144.9	92.4
14-May-14	141.8	144.9	88.2
Apr '14	141.8	144.9	89.9
Mar '14	141.8	144.9	102.9
Feb '14	140.8	143.9	114.5
Jan '14	138.6	141.8	91.5
Dec '13	138.6	141.8	86.2
Nov '13	138.6	141.8	80.7
Oct '13	134.4	137.6	82.2
Sep '13	134.4	137.6	76.8
Aug '13	134.4	137.6	76.1
Jul '13	136.5	139.7	75.7
Jun '13	138.6	141.8	80.7
May '13	139.3	142.5	82.8
Apr '13	140.7	139.8	85.6
Mar '13	142.8	139.7	85.3
Feb '13	139.7	137.6	85.0
Jan '13	136.5	136.0	82.5
Dec '12	136.5	136.0	76.8
Nov '12	138.1	136.9	78.5
Oct '12	139.7	138.5	76.3
Sep '12	137.1	138.7	79.6
Aug '12	128.1	138.1	77.7
Jul '12	133.4	140.7	73.9
Jun '12	133.4	139.7	80.4
May '12	139.7	142.7	93.6

Residential Heating Fuel Prices — Faro

	Furnace Oil	Arctic Stove Oil	Propane (500-gallon tank cost)
27-May-15	n/a	n/a	85.6
13-May-15	109.2	112.4	85.6
29-Apr-15	109.2	112.4	85.6
15-Apr-15	109.2	112.4	84.5
1-Apr-15	109.2	112.4	84.5
18-Mar-15	109.2	112.4	84.5
4-Mar-15	n/a	n/a	84.5
18-Feb-15	109.2	112.4	84.5
4-Feb-15	109.2	112.4	84.5
21-Jan-15	112.4	115.5	87.7
7-Jan-15	115.5	118.7	87.7
23-Dec-14	122.9	126.0	87.7
10-Dec-14	126.0	129.2	95.0
26-Nov-14	127.1	130.2	92.9
12-Nov-14	127.1	130.2	92.9
29-Oct-14	127.1	130.2	90.8
15-Oct-14	129.2	132.3	90.8
1-Oct-14	131.3	134.4	85.6
17-Sep-14	136.5	139.7	85.6
3-Sep-14	136.5	139.7	84.5
20-Aug-14	136.5	139.7	84.5
6-Aug-14	136.5	139.7	84.5
23-Jul-14	136.5	139.7	77.7
9-Jul-14	136.5	139.7	92.9
25-Jun-14	136.5	139.7	88.7
11-Jun-14	136.5	139.7	88.2
28-May-14	136.5	139.7	92.4
14-May-14	136.5	139.7	88.2
Apr '14	136.5	139.7	89.9
Mar '14	136.5	139.7	102.9
Feb '14	135.5	138.7	114.5
Jan '14	133.4	136.5	91.5
Dec '13	133.4	136.5	86.2
Nov '13	133.4	136.5	80.7
Oct '13	129.2	132.3	82.2
Sep '13	129.2	132.3	76.8
Aug '13	129.2	132.3	76.1
Jul '13	131.3	134.4	75.7
Jun '13	133.4	136.5	80.7
May '13	134.1	137.2	82.8
Apr '13	135.5	138.6	85.6
Mar '13	137.6	140.7	85.3
Feb '13	134.5	137.6	85.0
Jan '13	131.3	134.4	82.5
Dec '12	131.3	134.4	76.8
Nov '12	132.9	136.0	78.5
Oct '12	134.4	137.6	76.3
Sep '12	131.8	135.0	79.6
Aug '12	122.9	126.0	77.7
Jul '12	128.1	131.3	73.9
Jun '12	128.1	131.3	80.4
May '12	134.4	137.6	93.6

Residential Heating Fuel Prices — Haines Junction

	Furnace Oil	Arctic Stove Oil	Propane (500-gallon tank cost)
27-May-15	n/a	107.9	85.6
13-May-15	106.2	106.2	85.6
29-Apr-15	106.2	102.7	85.6
15-Apr-15	106.2	103.0	84.5
1-Apr-15	106.2	108.5	84.5
18-Mar-15	106.2	109.3	84.5
4-Mar-15	n/a	108.8	84.5
18-Feb-15	106.2	107.9	84.5
4-Feb-15	106.2	106.0	84.5
21-Jan-15	109.3	103.5	87.7
7-Jan-15	112.5	105.8	87.7
23-Dec-14	119.8	114.0	87.7
10-Dec-14	123.0	118.7	95.0
26-Nov-14	124.0	125.8	92.9
12-Nov-14	124.0	127.2	92.9
29-Oct-14	124.0	127.1	90.8
15-Oct-14	126.1	127.4	90.8
1-Oct-14	128.2	130.3	85.6
17-Sep-14	133.5	132.4	85.6
3-Sep-14	133.5	130.8	84.5
20-Aug-14	133.5	134.5	84.5
6-Aug-14	133.5	132.9	84.5
23-Jul-14	133.5	132.9	77.7
9-Jul-14	133.5	132.9	92.9
25-Jun-14	133.5	132.9	88.7
11-Jun-14	133.5	134.5	88.2
28-May-14	133.5	134.5	92.4
14-May-14	133.5	134.5	88.2
Apr '14	133.5	133.8	89.9
Mar '14	133.5	133.9	102.9
Feb '14	132.5	132.6	114.5
Jan '14	130.3	130.0	91.5
Dec '13	130.3	126.3	86.2
Nov '13	130.3	126.4	80.7
Oct '13	126.1	124.1	82.2
Sep '13	126.1	127.2	76.8
Aug '13	126.1	122.4	76.1
Jul '13	128.2	123.5	75.7
Jun '13	130.3	124.5	79.2
May '13	131.0	131.0	81.0
Apr '13	132.4	136.3	81.4
Mar '13	134.5	136.6	80.4
Feb '13	131.4	132.1	76.9
Jan '13	128.2	129.5	74.6
Dec '12	128.2	128.6	69.2
Nov '12	129.8	128.8	71.5
Oct '12	131.4	131.3	72.9
Sep '12	128.8	130.7	75.7
Aug '12	120.3	123.0	68.2
Jul '12	125.1	124.8	73.9
Jun '12	125.1	128.2	73.5
May '12	131.4	133.2	83.8

Residential Heating Fuel Prices — Mayo

	Furnace Oil	Arctic Stove Oil	Propane (500-gallon tank cost)
27-May-15	118.7	117.4	85.6
13-May-15	119.0	117.4	85.6
29-Apr-15	119.0	121.1	85.6
15-Apr-15	119.0	121.1	84.5
1-Apr-15	119.0	119.3	84.5
18-Mar-15	119.0	121.1	84.5
4-Mar-15	118.7	118.9	84.5
18-Feb-15	119.0	117.8	84.5
4-Feb-15	119.0	117.8	84.5
21-Jan-15	116.3	114.1	87.7
7-Jan-15	118.8	119.3	87.7
23-Dec-14	126.8	127.8	87.7
10-Dec-14	132.6	141.8	90.5
26-Nov-14	140.3	140.3	92.9
12-Nov-14	140.3	140.3	92.9
29-Oct-14	140.3	140.3	90.8
15-Oct-14	142.4	142.4	90.8
1-Oct-14	144.5	144.5	85.6
17-Sep-14	149.7	149.7	85.6
3-Sep-14	149.7	149.7	84.5
20-Aug-14	149.7	149.7	84.5
6-Aug-14	149.7	149.7	84.5
23-Jul-14	149.7	149.7	77.7
9-Jul-14	149.7	149.7	92.9
25-Jun-14	149.7	149.7	88.7
11-Jun-14	149.7	149.7	88.2
28-May-14	149.7	149.7	92.4
14-May-14	149.7	149.7	88.2
Apr '14	149.7	149.7	89.9
Mar '14	149.7	149.7	102.9
Feb '14	148.7	148.7	114.5
Jan '14	146.6	146.6	91.5
Dec '13	146.6	146.6	86.2
Nov '13	143.4	146.6	80.7
Oct '13	139.2	142.4	82.2
Sep '13	139.2	142.4	76.8
Aug '13	139.2	142.4	76.1
Jul '13	141.3	144.5	75.7
Jun '13	143.4	146.6	80.7
May '13	144.1	147.3	82.8
Apr '13	145.5	148.7	85.6
Mar '13	147.6	150.8	85.3
Feb '13	144.5	147.7	85.0
Jan '13	141.3	144.5	82.5
Dec '12	141.3	144.5	76.8
Nov '12	142.9	146.1	78.5
Oct '12	144.5	147.6	76.3
Sep '12	141.9	145.0	79.6
Aug '12	132.9	136.1	77.7
Jul '12	138.2	141.3	73.9
Jun '12	138.2	141.3	80.4
May '12	144.5	147.6	93.6

Residential Heating Fuel Prices — Ross River

	Furnace Oil	Arctic Stove Oil	Propane (500-gallon tank cost)
27-May-15	n/a	n/a	85.6
13-May-15	110.3	113.4	85.6
29-Apr-15	110.3	113.4	85.6
15-Apr-15	110.3	113.4	84.5
1-Apr-15	110.3	113.4	84.5
18-Mar-15	110.3	113.4	84.5
4-Mar-15	n/a	n/a	84.5
18-Feb-15	110.3	113.4	84.5
4-Feb-15	110.3	113.4	84.5
21-Jan-15	113.4	116.6	87.7
7-Jan-15	116.6	119.7	87.7
23-Dec-14	123.9	127.1	87.7
10-Dec-14	127.1	130.2	95.0
26-Nov-14	128.1	131.3	92.9
12-Nov-14	128.1	131.3	92.9
29-Oct-14	128.1	131.3	90.8
15-Oct-14	130.2	133.4	90.8
1-Oct-14	132.3	135.5	85.6
17-Sep-14	137.6	140.7	85.6
3-Sep-14	137.6	140.7	84.5
20-Aug-14	137.6	140.7	84.5
6-Aug-14	137.6	140.7	84.5
23-Jul-14	137.6	140.7	77.7
9-Jul-14	137.6	140.7	92.9
25-Jun-14	137.6	140.7	88.7
11-Jun-14	137.6	140.7	88.2
28-May-14	137.6	140.7	92.4
14-May-14	137.6	140.7	88.2
Apr '14	137.6	140.7	89.9
Mar '14	137.6	140.7	102.9
Feb '14	136.6	139.7	114.5
Jan '14	134.4	137.6	91.5
Dec '13	134.4	137.6	86.2
Nov '13	134.4	137.6	80.7
Oct '13	130.2	133.4	82.2
Sep '13	130.2	133.4	76.8
Aug '13	130.2	133.4	76.1
Jul '13	132.3	135.5	75.7
Jun '13	134.4	137.6	80.7
May '13	135.1	138.3	82.8
Apr '13	136.5	139.7	85.6
Mar '13	138.6	141.8	85.3
Feb '13	135.5	138.7	85.0
Jan '13	132.3	135.5	82.5
Dec '12	132.3	135.5	76.8
Nov '12	133.9	137.1	78.5
Oct '12	135.5	138.6	76.3
Sep '12	132.9	136.0	79.6
Aug '12	123.9	127.1	77.7
Jul '12	129.2	132.3	73.9
Jun '12	129.2	132.3	80.4
May '12	135.5	138.6	93.6

Residential Heating Fuel Prices — Tagish & Teslin

	Tagish		
	Furnace Oil	Arctic Stove Oil	Propane (500-gallon tank cost)
27-May-15	n/a	118.4	-
13-May-15	108.3	116.0	-
29-Apr-15	108.3	111.4	-
15-Apr-15	108.3	118.7	-
1-Apr-15	108.3	116.3	-
18-Mar-15	108.3	118.7	-
4-Mar-15	n/a	119.9	-
18-Feb-15	108.3	115.3	-
4-Feb-15	108.3	111.8	-
21-Jan-15	-	112.3	-
7-Jan-15	-	136.5	-
23-Dec-14	-	136.5	-
10-Dec-14	-	136.5	-
26-Nov-14	-	142.8	-
12-Nov-14	-	142.8	-
29-Oct-14	-	142.8	-
15-Oct-14	-	149.1	-
1-Oct-14	-	149.1	-
17-Sep-14	-	149.1	-
3-Sep-14	-	149.1	-
20-Aug-14	-	149.1	-
6-Aug-14	-	149.1	-
23-Jul-14	-	149.1	-
9-Jul-14	-	149.1	-
25-Jun-14	-	149.1	-
11-Jun-14	-	149.1	-
28-May-14	-	149.1	-
14-May-14	-	149.1	-
Apr '14	-	149.1	-
Mar '14	-	147.6	-
Feb '14	-	146.0	-
Jan '14	-	143.9	-
Dec '13	-	140.2	-
Nov '13	-	136.5	-
Oct '13	-	136.5	-
Sep '13	-	136.5	-
Aug '13	-	136.5	-
Jul '13	-	136.5	-
Jun '13	-	136.5	-
May '13	-	136.5	-
Apr '13	-	136.5	-
Mar '13	-	136.5	-
Feb '13	-	136.5	-
Jan '13	-	136.5	-
Dec '12	-	136.5	-
Nov '12	-	134.4	-
Oct '12	-	134.4	-
Sep '12	-	134.4	-
Aug '12	-	129.2	-
Jul '12	-	136.5	-
Jun '12	-	136.5	-
May '12	-	136.5	-

	Teslin		
	Furnace Oil	Arctic Stove Oil	Propane (500-gallon tank cost)
27-May-15	n/a	112.9	85.6
13-May-15	109.0	109.8	85.6
29-Apr-15	109.0	112.1	85.6
15-Apr-15	109.0	112.1	84.5
1-Apr-15	109.0	111.7	84.5
18-Mar-15	109.0	112.1	84.5
4-Mar-15	n/a	113.6	84.5
18-Feb-15	109.0	110.3	84.5
4-Feb-15	109.0	110.3	84.5
21-Jan-15	112.2	112.2	87.7
7-Jan-15	115.4	118.5	87.7
23-Dec-14	122.7	125.9	87.7
10-Dec-14	125.9	129.0	95.0
26-Nov-14	126.9	130.1	92.9
12-Nov-14	126.9	130.1	92.9
29-Oct-14	126.9	130.1	90.8
15-Oct-14	129.0	132.2	90.8
1-Oct-14	131.1	134.3	85.6
17-Sep-14	136.4	139.5	85.6
3-Sep-14	136.4	139.5	84.5
20-Aug-14	136.4	139.5	84.5
6-Aug-14	136.4	139.5	84.5
23-Jul-14	136.4	139.5	77.7
9-Jul-14	136.4	139.5	92.9
25-Jun-14	136.4	139.5	88.7
11-Jun-14	136.4	139.4	88.2
28-May-14	136.4	139.4	92.4
14-May-14	136.4	139.4	88.2
Apr '14	136.4	139.4	89.9
Mar '14	136.4	139.4	102.9
Feb '14	135.4	138.4	114.5
Jan '14	133.2	136.3	91.5
Dec '13	133.2	136.3	86.2
Nov '13	133.0	136.1	80.7
Oct '13	128.6	131.8	82.2
Sep '13	128.1	131.3	76.8
Aug '13	126.6	129.7	76.1
Jul '13	130.7	133.9	75.7
Jun '13	133.1	136.3	79.2
May '13	131.7	134.9	81.0
Apr '13	132.1	135.3	81.4
Mar '13	137.3	140.5	80.4
Feb '13	132.4	135.6	76.9
Jan '13	129.8	132.7	71.9
Dec '12	129.8	132.7	69.2
Nov '12	132.6	135.8	71.5
Oct '12	134.2	135.4	72.9
Sep '12	131.6	134.7	75.7
Aug '12	121.1	124.3	68.2
Jul '12	125.1	128.2	73.9
Jun '12	124.8	127.9	73.5
May '12	132.1	135.2	83.8

Residential Heating Fuel Prices — Watson Lake

	Furnace Oil	Arctic Stove Oil	Propane (500-gallon tank cost)
27-May-15	112.2	117.6	85.6
13-May-15	111.1	114.2	85.6
29-Apr-15	109.7	113.4	85.6
15-Apr-15	107.9	111.4	84.5
1-Apr-15	108.7	114.3	84.5
18-Mar-15	112.0	114.8	84.5
4-Mar-15	125.2	124.4	84.5
18-Feb-15	117.9	119.1	84.5
4-Feb-15	116.6	118.2	84.5
21-Jan-15	113.8	116.6	87.7
7-Jan-15	117.6	120.4	87.7

23-Dec-14	125.0	127.7	87.7
10-Dec-14	130.1	132.9	95.0
26-Nov-14	134.1	136.9	92.9
12-Nov-14	139.7	142.5	92.9
29-Oct-14	133.7	136.5	90.8
15-Oct-14	134.7	137.5	90.8
1-Oct-14	134.4	137.2	85.6
17-Sep-14	137.9	140.7	85.6
3-Sep-14	138.4	141.2	84.5
20-Aug-14	137.8	140.6	84.5
6-Aug-14	138.8	141.5	84.5
23-Jul-14	137.8	140.6	77.7
9-Jul-14	137.8	140.6	92.9
25-Jun-14	140.6	143.4	88.7
11-Jun-14	139.7	142.5	88.2
28-May-14	142.1	143.6	92.4
14-May-14	147.0	149.8	88.2

	Furnace Oil	Arctic Stove Oil	Propane (500-gallon tank cost)
Apr '14	144.4	147.2	89.9
Mar '14	145.8	148.4	102.9
Feb '14	146.5	149.3	114.5
Jan '14	144.6	147.3	91.5

Dec '13	146.4	149.0	86.2
Nov '13	139.7	142.5	80.7
Oct '13	136.1	138.9	82.2
Sep '13	133.9	136.7	76.8
Aug '13	131.8	134.6	76.1
Jul '13	132.2	135.0	75.7
Jun '13	132.2	135.0	75.7
Jul '13	132.2	135.0	75.7
Jun '13	132.9	135.7	79.2
May '13	134.4	137.2	81.0
Apr '13	135.9	138.7	81.4
Mar '13	138.5	141.3	80.4
Feb '13	138.1	140.9	76.9
Jan '13	133.7	136.5	74.6

Dec '12	134.0	136.7	69.2
Nov '12	132.0	134.8	71.5
Oct '12	133.1	137.0	72.9
Sep '12	131.4	135.9	75.7
Aug '12	125.3	128.6	68.2
Jul '12	127.1	132.1	73.9
Jun '12	125.5	128.7	73.5
May '12	132.5	135.1	83.8

Information collected by Yukon Bureau of Statistics
for the Department of Energy, Mines and Resources.

Next release: June 25th, 2015



Additional information:
Government of Yukon
Executive Council Office
Bureau of Statistics (A-8C)
Box 2703, Whitehorse, Yukon Y1A 2C6
Telephone: (867) 667-5640; Fax: (867) 393-6203
Email: ybsinfo@gov.yk.ca
website: <http://www.eco.gov.yk.ca/stats/>