



Retail Motor Fuel Prices in Yukon

Average Prices as of October 28th, 2015

	Self-serve			% Change Oct 29, 2014 to Oct 28, 2015		
	regular	premium	diesel	regular	premium	diesel
Whitehorse	119.9	127.3	121.0	-6.9%	-8.3%	-16.5%
Beaver Creek	154.9	167.9	159.9	-6.6%	-7.7%	-9.1%
Burwash Landing	129.9	139.9	120.9	n/a	n/a	n/a
Carcross	139.9	-	139.9	0.0%	-	-9.7%
Carmacks	134.9	144.9	129.9	0.0%	-6.5%	-18.3%
Dawson City	139.7	146.7	149.3	-12.2%	-12.0%	-11.6%
Destruction Bay	140.9	150.9	131.9	-1.4%	-2.6%	-13.7%
Eagle Plains	150.0	-	155.0	-13.3%	-	-11.4%
Faro	139.9	-	119.9	-6.0%	-	-21.1%
Haines Junction	123.9	128.4	125.7	-7.3%	-7.9%	-13.5%
Mayo	128.9	-	127.9	n/a	-	n/a
Pelly Crossing	n/a	-	n/a	n/a	-	n/a
Ross River	n/a	-	n/a	n/a	-	n/a
Stewart Crossing	129.9	135.9	131.9	-12.2%	-11.8%	-20.1%
Tagish	119.8	129.8	118.8	-13.8%	-13.4%	-21.0%
Teslin	123.9	133.9	130.4	-5.3%	-5.6%	-12.4%
Watson Lake	116.5	127.9	110.9	-13.0%	-14.1%	-21.6%

As of October 28th, 2015, average **regular self-serve** motor fuel prices ranged from 116.5¢ per litre in Watson Lake to 154.9¢ per litre in Beaver Creek; a difference of 38.4¢. In communities offering **premium self-serve** motor fuel, prices ranged from 127.3¢ in Whitehorse to 167.9¢ in Beaver Creek; a difference of 40.6¢. **Diesel self-serve** prices ranged from 110.9¢ in Watson Lake to 159.9¢ in Beaver Creek; a difference of 49.0¢ per litre.

Comparing October 28th, 2015 to October 29th, 2014, **regular self-serve** motor fuel prices decreased in almost all Yukon communities, ranging from -1.4% in Destruction Bay to -13.8% in Tagish. The prices were unchanged in Carcross and Carmacks.

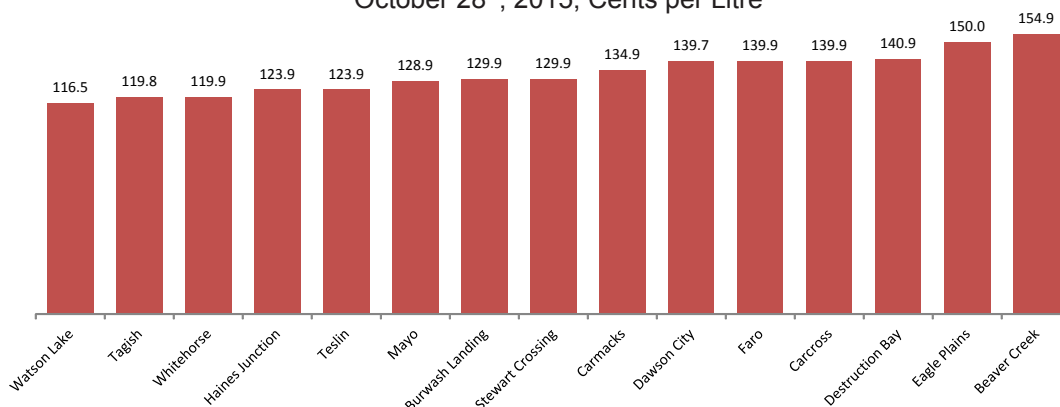
	Full-serve				% Change Oct 29, 2014 to Oct 28, 2015			
	regular	premium	diesel	propane	regular	premium	diesel	propane
Whitehorse	119.9	131.7	123.9	94.6	-7.9%	-8.2%	-16.2%	-9.3%
Dawson City	-	-	-	n/a	-	-	-	n/a
Destruction Bay	-	-	-	126.9	-	-	-	0.0%
Eagle Plains	-	-	-	140.0	-	-	-	0.0%
Haines Junction	-	-	-	100.0	-	-	-	-19.4%
Mayo	135.9	-	135.9	-	n/a	-	n/a	-
Tagish	-	-	-	110.0	-	-	-	0.0%
Teslin	-	-	-	115.0	-	-	-	4.5%
Watson Lake	-	-	-	130.7	-	-	-	-0.2%

In communities offering **full-serve propane** fuel services, prices ranged from 94.6¢ per litre in Whitehorse to 140.0¢ per litre in Eagle Plains; a difference of 45.4¢. Year-over-year, the price of full-serve propane decreased in three Yukon communities (Whitehorse, Haines Junction and Watson Lake), increased in Teslin and remained the same in Eagle Plains, Destruction Bay and Tagish.

Notes:

All prices are Canadian cents per litre, including all applicable taxes.
 “-” Indicates this service was not available in this community at this time.
 “n/a” indicates this information was not available for the reporting period.

Average Self-Serve Regular Fuel Prices*
October 28th, 2015, Cents per Litre



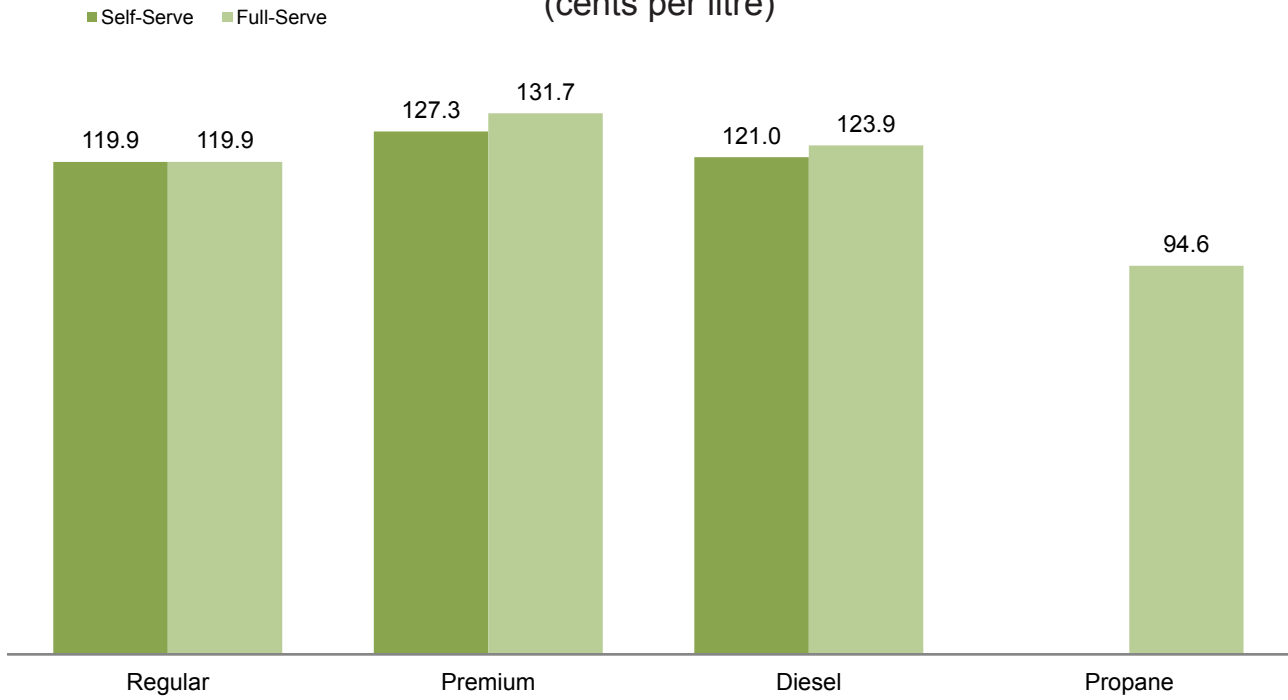
*Data for Ross River and Pelly Crossing are not available.

Retail Motor Fuel Prices — Whitehorse

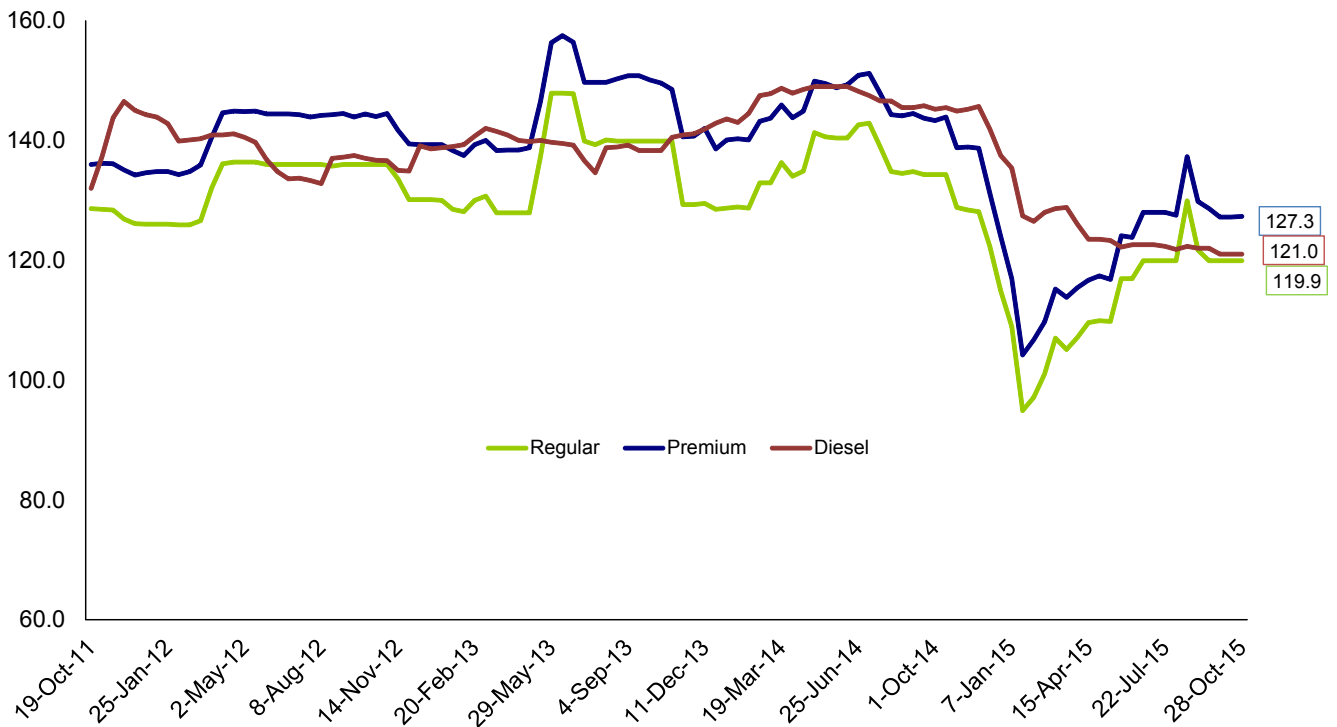
	Self-serve			Full-serve			
	regular	premium	diesel	regular	premium	diesel	propane
28-Oct-15	119.9	127.3	121.0	119.9	131.7	123.9	94.6
14-Oct-15	119.9	127.2	121.0	119.9	131.7	123.9	93.0
30-Sep-15	119.9	127.2	121.0	122.4	133.9	123.9	94.0
16-Sep-15	119.9	128.6	122.0	122.2	134.2	123.9	94.0
2-Sep-15	121.7	129.8	122.0	123.9	135.9	123.9	93.6
19-Aug-15	129.9	137.3	122.3	129.7	139.2	123.9	94.6
5-Aug-15	119.9	127.5	121.8	122.4	132.7	123.9	94.6
22-Jul-15	119.9	128.0	122.3	122.4	133.7	123.9	94.6
8-Jul-15	119.9	128.0	122.6	122.2	132.7	124.4	93.3
24-Jun-15	119.9	128.0	122.6	122.2	133.7	124.4	97.3
10-Jun-15	116.9	123.8	122.6	117.7	129.2	131.2	97.3
27-May-15	116.9	124.1	122.2	117.7	129.4	131.2	96.3
13-May-15	109.8	116.8	123.3	110.7	125.4	132.7	96.3
29-Apr-15	109.9	117.4	123.5	110.7	125.4	132.7	96.3
15-Apr-15	109.6	116.7	123.5	110.7	125.4	132.7	97.9
1-Apr-15	107.1	115.4	126.0	109.4	123.9	132.4	97.9
18-Mar-15	105.1	113.8	128.8	108.2	124.2	132.4	97.9
4-Mar-15	107.0	115.2	128.6	109.4	124.2	133.9	97.9
18-Feb-15	101.0	109.7	128.0	104.9	119.4	130.4	96.9
4-Feb-15	97.1	106.7	126.5	98.7	117.7	130.4	96.6
21-Jan-15	94.9	104.2	127.4	97.4	116.4	130.4	96.6
7-Jan-15	108.9	116.9	135.4	109.2	126.4	137.9	99.6
23-Dec-14	114.9	124.0	137.5	116.2	131.4	138.7	99.6
10-Dec-14	122.3	131.2	141.9	122.9	132.6	144.2	97.4
26-Nov-14	128.1	138.7	145.7	128.9	143.4	146.9	101.6
12-Nov-14	128.4	138.9	145.2	129.7	143.4	146.9	104.3
29-Oct-14	128.8	138.8	144.9	130.2	143.4	147.9	104.3
15-Oct-14	134.3	143.9	145.5	137.2	147.7	148.9	103.3
1-Oct-14	134.3	143.3	145.2	137.2	146.7	148.9	107.5
Sep '14	134.6	144.1	145.7	137.2	147.7	148.9	103.7
Aug '14	134.7	144.2	146.1	137.2	147.7	148.9	103.8
Jul '14	141.0	149.6	147.1	142.8	150.5	149.3	105.1
Jun '14	141.5	150.1	148.6	143.1	151.6	151.8	116.6
May '14	140.5	149.2	149.0	142.2	150.8	152.2	119.2
Apr '14	136.7	146.2	148.5	137.9	149.2	151.9	119.3
Mar '14	134.6	144.8	148.3	135.1	148.3	153.6	121.6
Feb '14	130.8	141.7	146.0	131.2	147.3	147.1	120.0
Jan '14	128.8	140.2	143.3	129.4	146.7	143.2	111.8
Dec '13	129.0	140.3	142.4	129.7	145.2	140.7	109.4
Nov '13	129.3	140.7	141.0	131.7	147.0	140.7	106.5
Oct '13	139.9	149.4	139.0	139.9	151.1	139.6	104.9
Sep '13	139.9	150.8	138.8	139.9	151.9	139.4	104.3
Aug '13	140.0	150.0	138.9	139.9	151.9	139.3	102.3
Jul '13	139.6	149.7	135.6	140.7	152.6	140.3	101.4
Jun '13	147.9	157.0	139.4	148.2	155.7	142.2	101.4
May '13	137.7	147.2	139.8	137.9	149.4	140.8	101.0
Apr '13	127.9	138.4	140.5	129.7	144.7	140.5	100.8
Mar '13	129.3	139.2	141.8	131.5	144.7	140.3	100.9
Feb '13	129.1	138.4	140.0	129.3	142.2	137.4	100.7
Jan '13	129.3	138.8	138.9	129.2	142.3	137.6	100.9
Dec '12	130.1	139.3	138.9	130.3	143.2	137.7	98.9
Nov '12	131.9	140.6	135.0	133.6	143.8	137.4	99.4
Oct '12	136.0	144.3	136.8	137.2	144.2	138.2	99.6

Retail Motor Fuel Prices — Whitehorse

Average Fuel Prices, as of October 28th, 2015
(cents per litre)



Average Self-Serve Bi-weekly Fuel Prices,
October 2011 - October 2015
(cents per litre)



Retail Motor Fuel Prices - Beaver Creek & Burwash Landing

	Beaver Creek Self-serve			Burwash Landing Self-serve			Burwash Landing Full-serve				
	regular	premium	diesel	regular	premium	diesel	regular	premium	diesel		
28-Oct-15	154.9	167.9	159.9	28-Oct-15	129.9	139.9	120.9	28-Oct-15	-	-	-
14-Oct-15	150.2	167.9	166.6	14-Oct-15	n/a	n/a	n/a	14-Oct-15	-	-	-
30-Sep-15	147.2	167.9	166.6	30-Sep-15	129.9	139.9	120.9	30-Sep-15	-	-	-
16-Sep-15	150.2	167.9	166.6	16-Sep-15	129.9	139.9	120.9	16-Sep-15	-	-	-
2-Sep-15	150.2	167.9	166.6	2-Sep-15	132.9	142.9	120.9	2-Sep-15	-	-	-
19-Aug-15	150.2	167.9	166.6	19-Aug-15	132.9	142.9	120.9	19-Aug-15	-	-	-
5-Aug-15	150.2	167.9	166.6	5-Aug-15	-	-	-	5-Aug-15	-	-	-
22-Jul-15	150.2	167.9	166.6	22-Jul-15	-	-	-	22-Jul-15	-	-	-
8-Jul-15	147.9	167.9	166.6	8-Jul-15	-	-	-	8-Jul-15	-	-	-
24-Jun-15	143.6	167.9	163.2	24-Jun-15	-	-	-	24-Jun-15	-	-	-
10-Jun-15	138.6	152.9	166.6	10-Jun-15	-	-	-	10-Jun-15	-	-	-
27-May-15	136.9	152.9	168.2	27-May-15	-	-	-	27-May-15	-	-	-
13-May-15	138.9	152.9	158.9	13-May-15	-	-	-	13-May-15	-	-	-
29-Apr-15	143.9	152.9	169.2	29-Apr-15	-	-	-	29-Apr-15	-	-	-
15-Apr-15	139.9	152.9	159.9	15-Apr-15	-	-	-	15-Apr-15	-	-	-
1-Apr-15	139.9	n/a	n/a	1-Apr-15	-	-	-	1-Apr-15	-	-	-
18-Mar-15	142.9	165.9	169.9	18-Mar-15	-	-	-	18-Mar-15	-	-	-
4-Mar-15	142.9	165.9	169.9	4-Mar-15	-	-	-	4-Mar-15	-	-	-
18-Feb-15	142.9	165.9	169.9	18-Feb-15	-	-	-	18-Feb-15	-	-	-
4-Feb-15	142.9	165.9	169.9	4-Feb-15	-	-	-	4-Feb-15	-	-	-
21-Jan-15	142.9	165.9	169.9	21-Jan-15	-	-	-	21-Jan-15	-	-	-
7-Jan-15	152.9	165.9	169.9	7-Jan-15	-	-	-	7-Jan-15	-	-	-
23-Dec-14	152.9	165.9	169.9	23-Dec-14	-	-	-	23-Dec-14	-	-	-
10-Dec-14	167.9	181.9	176.9	10-Dec-14	-	-	-	10-Dec-14	-	-	-
26-Nov-14	167.9	181.9	176.9	26-Nov-14	-	-	-	26-Nov-14	-	-	-
12-Nov-14	167.9	181.9	176.9	12-Nov-14	-	-	-	12-Nov-14	-	-	-
29-Oct-14	165.9	181.9	175.9	29-Oct-14	-	-	-	29-Oct-14	-	-	-
15-Oct-14	165.9	181.9	180.6	15-Oct-14	-	-	-	15-Oct-14	-	-	-
1-Oct-14	165.9	181.9	180.6	1-Oct-14	-	-	-	1-Oct-14	-	-	-
Sep '14	165.9	181.9	180.6	Sep '14	-	-	-	Sep '14	-	-	-
Aug '14	166.3	181.9	180.6	Aug '14	-	-	-	Aug '14	-	-	-
Jul '14	166.6	181.9	178.6	Jul '14	-	-	-	Jul '14	-	-	-
Jun '14	165.9	179.9	180.6	Jun '14	-	-	-	Jun '14	-	-	-
May '14	169.3	184.9	186.4	May '14	-	-	-	May '14	-	-	-
Apr '14	169.9	182.9	189.9	Apr '14	-	-	-	Apr '14	-	-	-
Mar '14	169.9	182.9	189.9	Mar '14	-	-	-	Mar '14	-	-	-
Feb '14	169.9	182.9	184.9	Feb '14	-	-	-	Feb '14	-	-	-
Jan '14	169.9	182.9	179.9	Jan '14	-	-	-	Jan '14	-	-	-
Dec '13	169.9	182.9	179.9	Dec '13	-	-	-	Dec '13	-	-	-
Nov '13	169.9	182.9	177.4	Nov '13	-	-	-	Nov '13	-	-	-
Oct '13	173.2	186.9	167.4	Oct '13	-	-	-	Oct '13	149.9	-	149.9
Sep '13	174.4	188.9	166.6	Sep '13	-	-	-	Sep '13	149.9	-	149.9
Aug '13	173.4	188.9	165.1	Aug '13	-	-	-	Aug '13	149.9	-	149.9
Jul '13	174.2	188.9	164.2	Jul '13	-	-	-	Jul '13	164.9	-	149.9
Jun '13	167.8	183.4	167.4	Jun '13	-	-	-	Jun '13	165.4	-	149.9
May '13	157.7	169.9	164.9	May '13	-	-	-	May '13	165.9	-	149.9
Apr '13	156.9	169.9	166.9	Apr '13	-	-	-	Apr '13	-	-	-
Mar '13	156.9	169.9	166.9	Mar '13	-	-	-	Mar '13	-	-	-
Feb '13	156.9	169.9	158.9	Feb '13	-	-	-	Feb '13	-	-	-
Jan '13	156.9	169.9	158.9	Jan '13	-	-	-	Jan '13	-	-	-
Dec '12	156.9	169.9	158.9	Dec '12	-	-	-	Dec '12	-	-	-
Nov '12	156.9	169.9	158.9	Nov '12	-	-	-	Nov '12	-	-	-
Oct '12	154.1	168.9	159.2	Oct '12	-	-	-	Oct '12	-closed for the season-		

Retail Motor Fuel Prices — Carcross & Carmacks

	Carcross Self-serve				Carmacks Self-serve		
	regular	premium	diesel		regular	premium	diesel
28-Oct-15	139.9	-	139.9	28-Oct-15	134.9	144.9	129.9
14-Oct-15	139.9	-	139.9	14-Oct-15	134.9	144.9	124.4
30-Sep-15	139.9	-	139.9	30-Sep-15	124.9	132.9	128.9
16-Sep-15	139.9	-	139.9	16-Sep-15	129.9	136.4	124.4
2-Sep-15	139.9	-	139.9	2-Sep-15	134.9	141.4	124.4
19-Aug-15	139.9	-	139.9	19-Aug-15	129.9	136.4	122.4
5-Aug-15	139.9	-	139.9	5-Aug-15	129.9	136.4	125.4
22-Jul-15	139.9	-	139.9	22-Jul-15	134.9	141.4	125.4
8-Jul-15	139.9	-	139.9	8-Jul-15	135.9	139.9	131.9
24-Jun-15	139.9	-	139.9	24-Jun-15	135.9	142.9	127.4
10-Jun-15	134.9	-	139.9	10-Jun-15	129.9	137.4	126.4
27-May-15	129.9	-	139.9	27-May-15	120.9	131.4	126.4
13-May-15	119.9	-	139.9	13-May-15	117.9	123.9	126.4
29-Apr-15	119.9	-	139.9	29-Apr-15	113.9	123.9	126.4
15-Apr-15	119.9	-	144.9	15-Apr-15	118.9	128.9	128.9
1-Apr-15	119.9	-	144.9	1-Apr-15	118.9	128.9	139.9
18-Mar-15	114.9	-	144.9	18-Mar-15	116.9	126.9	139.9
4-Mar-15	114.9	-	139.9	4-Mar-15	116.9	126.9	139.9
18-Feb-15	109.9	-	139.9	18-Feb-15	112.9	122.9	134.9
4-Feb-15	109.9	-	139.9	4-Feb-15	99.9	109.9	134.9
21-Jan-15	109.9	-	139.9	21-Jan-15	99.9	109.9	134.9
7-Jan-15	124.9	-	149.9	7-Jan-15	119.9	129.9	147.9
23-Dec-14	129.9	-	149.9	23-Dec-14	119.9	129.9	147.9
10-Dec-14	134.9	-	154.9	10-Dec-14	132.9	142.9	152.9
26-Nov-14	139.9	-	154.9	26-Nov-14	139.9	149.9	149.9
12-Nov-14	139.9	-	154.9	12-Nov-14	139.9	149.9	149.9
29-Oct-14	139.9	-	154.9	29-Oct-14	134.9	154.9	158.9
15-Oct-14	149.9	-	154.9	15-Oct-14	146.9	158.4	158.9
1-Oct-14	149.9	-	154.9	1-Oct-14	146.9	158.4	158.9
Sep '14	149.9	-	157.4	Sep '14	146.9	161.9	167.9
Aug '14	151.9	-	157.4	Aug '14	150.4	161.9	167.9
Jul '14	153.9	-	159.9	Jul '14	153.9	161.9	167.9
Jun '14	153.9	-	159.9	Jun '14	153.9	161.9	167.9
May '14	153.9	-	159.9	May '14	153.9	160.9	167.9
Apr '14	151.2	-	159.9	Apr '14	149.9	159.9	167.9
Mar '14	149.9	-	157.4	Mar '14	143.9	153.9	174.9
Feb '14	147.4	-	157.4	Feb '14	139.9	149.9	170.4
Jan '14	144.9	-	154.9	Jan '14	139.9	149.9	163.9
Dec '13	149.9	-	154.9	Dec '13	139.9	149.9	158.9
Nov '13	149.9	-	154.9	Nov '13	144.9	154.9	159.9
Oct '13	149.9	-	151.6	Oct '13	148.2	159.9	153.2
Sep '13	152.4	-	149.9	Sep '13	149.9	159.9	147.4
Aug '13	154.9	-	149.9	Aug '13	148.7	160.2	147.4
Jul '13	154.9	-	149.9	Jul '13	149.9	159.9	147.4
Jun '13	154.9	-	149.9	Jun '13	159.9	167.4	148.7
May '13	146.9	-	145.9	May '13	148.2	157.2	145.4
Apr '13	139.9	-	145.9	Apr '13	139.9	149.9	151.9
Mar '13	139.9	-	145.9	Mar '13	139.9	149.9	153.9
Feb '13	139.9	-	145.9	Feb '13	137.9	148.9	151.9
Jan '13	139.9	-	145.9	Jan '13	139.9	149.9	151.4
Dec '12	139.9	-	145.9	Dec '12	139.9	149.9	145.9
Nov '12	139.9	-	145.9	Nov '12	144.9	154.9	145.9
Oct '12	n/a	-	n/a	Oct '12	149.9	157.6	147.2

Retail Motor Fuel Prices — Dawson City & Destruction Bay

	Dawson City Self-serve			Full-serve		Destruction Bay Self-serve			Full-serve
	regular	premium	diesel	propane		regular	premium	diesel	propane
28-Oct-15	139.7	146.7	149.3	n/a	28-Oct-15	140.9	150.9	131.9	126.9
14-Oct-15	139.7	146.7	149.3	n/a	14-Oct-15	140.9	150.9	131.9	126.9
30-Sep-15	132.2	140.7	136.3	n/a	30-Sep-15	138.9	148.9	122.9	126.9
16-Sep-15	144.7	151.2	149.8	135.0	16-Sep-15	129.9	139.9	122.9	130.0
2-Sep-15	149.7	156.2	149.8	135.0	2-Sep-15	134.9	144.9	122.9	130.0
19-Aug-15	144.7	151.2	147.8	135.0	19-Aug-15	149.9	159.9	122.9	130.0
5-Aug-15	139.7	147.8	146.7	135.0	5-Aug-15	137.9	147.9	121.9	130.0
22-Jul-15	139.7	146.7	147.8	135.0	22-Jul-15	138.9	148.9	121.9	130.0
8-Jul-15	137.7	145.7	147.8	135.0	8-Jul-15	137.9	147.9	123.9	130.0
24-Jun-15	136.2	141.7	147.8	135.0	24-Jun-15	138.9	148.9	123.9	130.0
10-Jun-15	136.2	144.2	147.8	135.0	10-Jun-15	134.9	144.9	127.9	130.0
27-May-15	128.7	135.2	152.8	135.0	27-May-15	133.9	143.9	127.9	126.9
13-May-15	126.2	132.7	157.4	135.0	13-May-15	129.9	139.9	129.9	126.9
29-Apr-15	126.2	132.7	157.4	130.0	29-Apr-15	133.9	143.9	129.9	126.9
15-Apr-15	126.2	132.7	157.4	130.0	15-Apr-15	125.9	135.9	129.9	126.9
1-Apr-15	126.2	132.7	157.4	130.0	1-Apr-15	125.9	135.9	129.9	126.7
18-Mar-15	123.7	130.2	157.4	135.0	18-Mar-15	123.9	133.9	138.9	126.7
4-Mar-15	123.7	130.2	157.4	135.0	4-Mar-15	123.9	133.9	138.9	126.9
18-Feb-15	123.7	130.2	157.4	135.0	18-Feb-15	124.9	134.9	140.9	126.9
4-Feb-15	126.9	133.9	157.9	n/a	4-Feb-15	121.9	131.9	137.9	126.9
21-Jan-15	132.2	139.4	158.9	135.0	21-Jan-15	121.9	131.9	129.9	126.9
7-Jan-15	136.0	143.2	163.4	135.0	7-Jan-15	121.9	131.9	140.9	132.9
23-Dec-14	142.5	152.2	163.4	135.0	23-Dec-14	123.9	133.9	155.9	132.9
10-Dec-14	147.8	154.8	172.9	n/a	10-Dec-14	133.9	143.9	155.9	132.9
26-Nov-14	147.7	157.4	166.4	135.0	26-Nov-14	138.9	158.9	158.9	132.9
12-Nov-14	148.9	157.4	167.4	135.0	12-Nov-14	140.9	150.9	169.9	126.9
29-Oct-14	159.2	166.7	168.9	135.0	29-Oct-14	142.9	154.9	152.9	126.9
15-Oct-14	159.2	166.7	168.9	135.0	15-Oct-14	151.9	161.9	151.9	124.9
1-Oct-14	154.7	166.7	168.9	135.0	1-Oct-14	151.9	161.9	151.9	124.9
Sep '14	159.2	166.7	168.9	135.0	Sep '14	153.9	163.9	153.9	124.9
Aug '14	159.2	166.7	168.9	135.0	Aug '14	152.9	162.9	152.9	124.9
Jul '14	159.8	167.3	169.2	135.0	Jul '14	154.9	164.9	156.9	129.9
Jun '14	155.0	163.0	167.2	135.0	Jun '14	158.9	168.9	159.4	129.9
May '14	154.2	161.7	165.9	135.0	May '14	157.4	167.4	169.9	140.0
Apr '14	152.2	159.7	167.4	135.0	Apr '14	154.9	164.9	172.9	134.6
Mar '14	150.7	157.7	166.9	130.0	Mar '14	153.9	163.9	173.4	143.9
Feb '14	149.6	156.6	167.6	135.0	Feb '14	145.9	155.9	172.9	124.9
Jan '14	148.5	155.3	167.7	n/a	Jan '14	140.9	150.9	167.9	105.9
Dec '13	154.0	162.3	163.4	120.0	Dec '13	141.9	151.9	163.4	105.9
Nov '13	157.1	165.6	163.1	120.0	Nov '13	143.4	153.4	158.9	105.9
Oct '13	160.1	168.9	161.9	120.0	Oct '13	142.9	152.9	153.6	105.9
Sep '13	162.9	168.4	162.4	120.0	Sep '13	147.9	157.9	148.9	105.9
Aug '13	162.9	168.4	162.4	120.0	Aug '13	146.9	156.9	142.4	108.0
Jul '13	164.8	170.3	162.7	120.0	Jul '13	149.9	159.9	140.9	110.0
Jun '13	166.8	172.3	162.9	120.0	Jun '13	155.8	165.9	141.9	110.0
May '13	155.4	162.4	165.2	120.0	May '13	152.9	162.9	144.9	108.6
Apr '13	145.7	157.1	152.5	120.0	Apr '13	146.9	156.9	146.9	106.9
Mar '13	142.1	155.2	157.9	n/a	Mar '13	146.9	156.9	152.4	105.9
Feb '13	143.5	155.6	150.6	120.0	Feb '13	143.4	153.4	153.4	105.9
Jan '13	149.1	158.2	155.4	120.0	Jan '13	132.9	142.9	143.9	105.9
Dec '12	151.9	157.4	152.6	120.0	Dec '12	138.9	148.9	149.9	105.9
Nov '12	152.2	159.3	154.4	120.0	Nov '12	139.4	149.4	146.9	105.9
Oct '12	153.0	159.6	156.2	120.0	Oct '12	150.6	160.6	147.2	105.9

Retail Motor Fuel Prices — Eagle Plains & Faro

	Eagle Plains			
	Self-Serve			Full-serve
	regular	premium	diesel	propane
28-Oct-15	150.0	-	155.0	140.0
14-Oct-15	150.0	-	155.0	140.0
30-Sep-15	150.0	-	155.0	140.0
16-Sep-15	150.0	-	155.0	140.0
2-Sep-15	150.0	-	155.0	140.0
19-Aug-15	150.0	-	155.0	140.0
5-Aug-15	150.0	-	155.0	140.0
22-Jul-15	150.0	-	160.0	140.0
8-Jul-15	150.0	-	155.0	140.0
24-Jun-15	150.0	-	160.0	140.0
10-Jun-15	155.0	-	150.0	140.0
27-May-15	150.0	-	160.0	140.0
13-May-15	150.0	-	160.0	140.0
29-Apr-15	150.0	-	155.0	140.0
15-Apr-15	150.0	-	160.0	145.0
1-Apr-15	150.0	-	160.0	145.0
18-Mar-15	150.0	-	160.0	145.0
4-Mar-15	150.0	-	160.0	145.0
18-Feb-15	154.0	-	164.0	140.0
4-Feb-15	173.0	-	160.0	140.0
21-Jan-15	173.0	-	155.0	140.0
7-Jan-15	173.0	-	155.0	140.0

23-Dec-14	173.0	-	165.0	140.0
10-Dec-14	n/a	-	n/a	n/a
26-Nov-14	173.0	-	170.0	140.0
12-Nov-14	173.0	-	170.0	140.0
29-Oct-14	173.0	-	175.0	140.0
15-Oct-14	173.0	-	175.0	140.0
1-Oct-14	173.0	-	175.0	140.0

Sep '14	173.0	-	170.0	140.0
Aug '14	173.0	-	175.0	140.5
Jul '14	173.0	-	172.5	140.9
Jun '14	173.0	-	175.0	140.9
May '14	173.0	-	175.0	140.9
Apr '14	173.9	-	170.0	140.9
Mar '14	173.9	-	175.0	140.9
Feb '14	173.9	-	175.0	140.5
Jan '14	173.5	-	172.5	140.0

Dec '13	173.0	-	172.5	140.0
Nov '13	173.0	-	175.0	140.0
Oct '13	173.0	-	171.7	140.0
Sep '13	173.0	-	172.5	140.0
Aug '13	173.0	-	175.0	140.0
Jul '13	173.0	-	175.0	-

	Faro		
	Self-Serve		
	regular	premium	diesel
28-Oct-15	139.9	-	119.9
14-Oct-15	124.9	-	119.9
30-Sep-15	129.9	-	119.9
16-Sep-15	139.9	-	119.9
2-Sep-15	141.9	-	117.9
19-Aug-15	131.9	-	117.9
5-Aug-15	131.9	-	123.9
22-Jul-15	131.9	-	123.9
8-Jul-15	131.9	-	125.9
24-Jun-15	n/a	-	n/a
10-Jun-15	131.5	-	125.9
27-May-15	119.9	-	125.9
13-May-15	115.9	-	125.9
29-Apr-15	115.9	-	125.9
15-Apr-15	120.9	-	130.9
1-Apr-15	118.9	-	141.9
18-Mar-15	118.9	-	141.9
4-Mar-15	118.9	-	141.9
18-Feb-15	114.9	-	136.9
4-Feb-15	101.9	-	136.9
21-Jan-15	115.9	-	149.9
7-Jan-15	121.9	-	149.9

23-Dec-14	121.9	-	149.9
10-Dec-14	141.9	-	151.9
26-Nov-14	141.9	-	151.9
12-Nov-14	141.9	-	151.9
29-Oct-14	148.9	-	151.9
15-Oct-14	n/a	-	n/a
1-Oct-14	148.9	-	169.9

Sep '14	148.9	-	169.9
Aug '14	155.9	-	169.9
Jul '14	155.9	-	169.9
Jun '14	155.9	-	169.9
May '14	155.9	-	169.9
Apr '14	148.6	-	173.6
Mar '14	145.9	-	176.9
Feb '14	141.9	-	168.4
Jan '14	146.9	-	165.9

Dec '13	141.9	-	161.9
Nov '13	152.9	-	161.9
Oct '13	150.2	-	150.2
Sep '13	151.0	-	148.0
Aug '13	151.0	-	148.0
Jul '13	157.0	-	148.0
May '13	151.6	-	150.6
Apr '13	141.9	-	157.9
Mar '13	141.9	-	157.9
Feb '13	140.0	-	152.5
Jan '13	142.0	-	155.0

Dec '12	147.4	-	146.9
Nov '12	149.9	-	145.9
Oct '12	149.9	-	145.9

Retail Motor Fuel Prices — Haines Junction

	Self-serve			Full-serve
	regular	premium	diesel	propane
28-Oct-15	123.9	128.4	125.7	100.0
14-Oct-15	123.9	128.4	127.2	100.0
30-Sep-15	122.2	128.4	126.4	100.0
16-Sep-15	122.9	129.4	128.6	n/a
2-Sep-15	127.7	137.9	127.7	100.0
19-Aug-15	128.7	142.9	127.9	100.0
5-Aug-15	124.2	132.4	127.7	100.0
22-Jul-15	123.7	132.4	127.7	100.0
8-Jul-15	124.2	132.4	129.6	n/a
24-Jun-15	121.9	128.9	127.7	109.9
10-Jun-15	120.6	125.9	127.2	109.9
27-May-15	120.6	128.9	129.6	109.9
13-May-15	113.2	120.4	128.4	109.9
29-Apr-15	111.9	120.4	128.4	114.9
15-Apr-15	111.9	120.4	128.4	114.0
1-Apr-15	108.9	114.9	129.9	114.9
18-Mar-15	108.4	116.9	131.9	114.9
4-Mar-15	106.6	114.9	130.6	114.9
18-Feb-15	105.7	111.4	130.7	114.9
4-Feb-15	102.4	109.4	130.9	114.9
21-Jan-15	104.7	108.9	132.2	114.9
7-Jan-15	113.7	122.4	136.1	124.0
23-Dec-14	118.2	128.9	137.7	124.0
10-Dec-14	128.7	132.9	139.7	105.0
26-Nov-14	133.7	139.4	144.4	124.0
12-Nov-14	133.7	139.4	144.4	124.0
29-Oct-14	133.7	139.4	145.4	124.0
15-Oct-14	139.1	145.4	147.9	124.0
1-Oct-14	139.7	145.4	147.9	124.0
Sep '14	139.7	145.4	147.9	124.0
Aug '14	140.7	146.2	149.4	124.0
Jul '14	144.3	150.7	150.3	124.0
Jun '14	145.3	150.7	150.2	124.0
May '14	145.1	151.4	153.1	124.0
Apr '14	141.2	147.2	153.6	124.0
Mar '14	138.8	145.2	154.9	105.0
Feb '14	133.1	139.4	150.6	105.0
Jan '14	131.9	136.9	148.9	105.0
Dec '13	136.2	n/a	149.7	105.0
Nov '13	137.6	141.2	143.5	105.0
Oct '13	141.1	148.9	141.9	105.0
Sep '13	141.9	148.9	141.9	105.0
Aug '13	143.0	148.9	141.9	105.0
Jul '13	146.2	148.9	144.2	105.0
Jun '13	151.3	161.9	145.0	105.0
May '13	143.2	151.4	145.3	105.0
Apr '13	136.7	141.9	146.4	105.0
Mar '13	136.5	144.7	147.6	105.0
Feb '13	132.7	139.2	143.3	105.0
Jan '13	132.1	138.9	142.7	105.0
Dec '12	133.7	141.7	141.9	105.0
Nov '12	136.4	143.7	138.1	105.0
Oct '12	141.0	148.1	139.2	105.0

Retail Motor Fuel Prices — Mayo

	Self-serve			Full-serve	
	regular	premium	diesel	regular	diesel
28-Oct-15	128.9	-	127.9	135.9	135.9
14-Oct-15	128.9	-	128.9	135.9	142.9
30-Sep-15	128.9	-	128.9	135.9	142.9
16-Sep-15	128.9	-	128.9	n/a	n/a
2-Sep-15	134.9	-	127.9	135.9	142.9
19-Aug-15	137.9	-	125.9	135.9	142.9
5-Aug-15	128.9	-	127.9	135.9	142.9
22-Jul-15	128.9	-	127.9	135.9	142.9
8-Jul-15	128.9	-	127.9	135.9	142.9
24-Jun-15	128.9	-	127.9	135.9	142.9
10-Jun-15	124.9	-	127.9	126.9	142.9
27-May-15	124.9	-	127.9	126.9	142.9
13-May-15	117.9	-	127.9	126.9	142.9
29-Apr-15	117.9	-	127.9	117.9	142.9
15-Apr-15	117.9	-	138.9	117.9	142.9
1-Apr-15	110.9	-	138.9	117.9	142.9
18-Mar-15	110.9	-	139.9	117.9	142.9
4-Mar-15	110.9	-	139.9	117.9	142.9
18-Feb-15	107.9	-	139.9	117.9	142.9
4-Feb-15	107.9	-	139.9	n/a	n/a
21-Jan-15	110.9	-	139.9	117.9	142.9
7-Jan-15	117.9	-	143.9	127.9	152.9
23-Dec-14	124.9	-	145.9	137.9	160.9
10-Dec-14	133.9	-	148.9	140.9	160.9
26-Nov-14	135.9	-	148.9	n/a	n/a
12-Nov-14	n/a	-	n/a	145.9	160.9
29-Oct-14	n/a	-	n/a	n/a	n/a
15-Oct-14	n/a	-	n/a	154.9	160.9
1-Oct-14	n/a	-	n/a	154.9	160.9
Sep '14	n/a	-	n/a	154.9	160.9
Aug '14	n/a	-	n/a	n/a	n/a
Jul '14	n/a	-	n/a	154.9	160.9
Jun '14	n/a	-	n/a	154.9	160.9
May '14	n/a	-	n/a	154.9	160.9
Apr '14	n/a	-	n/a	151.6	160.9
Mar '14	161.0	-	154.9	149.9	164.9
Feb '14	161.0	-	154.9	159.9	160.9
Jan '14	161.0	-	154.9	159.9	160.9
Dec '13	161.0	-	154.9	159.9	160.9
Nov '13	161.0	-	154.9	159.9	160.9
Oct '13	169.9	-	155.9	159.9	152.9
Sep '13	169.9	-	155.9	159.9	148.9
Aug '13	169.9	-	155.9	159.9	148.9
Jul '13	162.9	-	150.9	169.9	159.9
Jun '13	n/a	-	n/a	169.9	155.9
May '13	154.0	-	155.0	160.4	155.9
Apr '13	154.0	-	155.0	n/a	n/a
Mar '13	154.0	-	155.0	150.9	155.9
Feb '13	154.0	-	155.0	150.9	155.9
Jan '13	154.0	-	155.0	150.9	155.9
Dec '12	154.0	-	155.0	150.9	155.9
Nov '12	154.0	-	155.0	153.4	155.9
Oct '12	154.0	-	155.0	150.9	155.9

Retail Motor Fuel Prices — Pelly Crossing & Ross River

	Pelly Crossing Self-serve	
	regular	diesel
28-Oct-15	n/a	n/a
14-Oct-15	142.9	135.9
30-Sep-15	142.9	135.9
16-Sep-15	136.9	135.9
2-Sep-15	136.9	135.9
19-Aug-15	136.9	135.9
5-Aug-15	133.9	135.9
22-Jul-15	133.9	135.9
8-Jul-15	133.9	135.9
24-Jun-15	133.9	135.9
10-Jun-15	127.9	135.9
27-May-15	127.9	135.9
13-May-15	127.9	135.9
29-Apr-15	124.9	157.9
15-Apr-15	124.9	157.9
1-Apr-15	124.9	157.9
18-Mar-15	124.9	157.9
4-Mar-15	117.9	157.9
18-Feb-15	117.9	157.9
4-Feb-15	117.9	157.9
21-Jan-15	122.9	157.9
7-Jan-15	128.9	157.9
23-Dec-14	137.9	157.9
10-Dec-14	146.9	157.9
26-Nov-14	146.9	157.9
12-Nov-14	146.9	157.9
29-Oct-14	154.9	169.9
15-Oct-14	154.9	169.9
1-Oct-14	154.9	169.9
Sep '14	154.9	169.9
Aug '14	154.9	169.9
Jul '14	154.9	169.9
Jun '14	154.9	169.9
May '14	154.9	169.9
Apr '14	149.9	163.2
Mar '14	149.9	164.9
Feb '14	149.9	159.9
Jan '14	149.9	159.9
Dec '13	149.9	159.9
Nov '13	152.4	157.4
Oct '13	154.9	151.6
Sep '13	154.9	154.9
Aug '13	154.9	154.9
Jul '13	149.9	149.9
Jun '13	159.9	149.9
May '13	150.6	151.6
Apr '13	145.9	154.9
Mar '13	142.9	154.9
Feb '13	139.9	154.9
Jan '13	139.9	148.9
Dec '12	139.9	147.9
Nov '12	144.9	148.9
Oct '12	154.9	154.9

	Ross River Self-serve	
	regular	diesel
28-Oct-15	n/a	n/a
14-Oct-15	131.4	123.1
30-Sep-15	129.9	113.5
16-Sep-15	129.9	113.5
2-Sep-15	129.9	113.5
19-Aug-15	129.9	113.5
5-Aug-15	129.9	113.5
22-Jul-15	126.7	110.9
8-Jul-15	126.7	110.9
24-Jun-15	126.7	110.9
10-Jun-15	118.4	119.9
27-May-15	118.4	119.9
13-May-15	118.4	119.9
29-Apr-15	118.4	119.9
15-Apr-15	117.1	129.1
1-Apr-15	117.1	129.1
18-Mar-15	117.9	129.9
4-Mar-15	117.1	129.1
18-Feb-15	105.0	115.0
4-Feb-15	105.0	115.0
21-Jan-15	115.0	130.1
7-Jan-15	115.0	130.1
23-Dec-14	n/a	n/a
10-Dec-14	n/a	n/a
26-Nov-14	125.8	130.1
12-Nov-14	148.9	147.3
29-Oct-14	148.9	147.3
15-Oct-14	148.9	147.3
1-Oct-14	148.9	147.3
Sep '14	151.5	143.7
Aug '14	151.5	143.7
Jul '14	151.5	143.7
Jun '14	152.0	150.7
May '14	152.0	150.7
Apr '14	147.7	157.1
Mar '14	142.4	169.9
Feb '14	137.9	165.9
Jan '14	137.9	161.9
Dec '13	137.9	161.9
Nov '13	147.9	152.9
Oct '13	147.9	150.2
Sep '13	145.9	142.9
Aug '13	149.0	147.0
Jul '13	152.0	151.0
Jun '13	152.0	151.0
May '13	141.2	149.2
Apr '13	135.3	147.8
Mar '13	135.3	147.8
Feb '13	137.1	148.9
Jan '13	138.9	138.9
Dec '12	140.9	142.4
Nov '12	142.9	145.9
Oct '12	142.9	145.9

Retail Motor Fuel Prices — Stewart Crossing & Tagish

	Stewart Crossing		
	Self-Serve		
	regular	premium	diesel
28-Oct-15	129.9	135.9	131.9
14-Oct-15	n/a	n/a	n/a
30-Sep-15	129.9	135.9	134.9
16-Sep-15	129.9	135.9	134.9
2-Sep-15	136.9	142.9	134.9
19-Aug-15	139.9	145.9	134.9
5-Aug-15	129.9	135.9	134.9
22-Jul-15	129.9	135.9	134.9
8-Jul-15	129.9	135.9	134.9
24-Jun-15	129.9	135.9	134.9
10-Jun-15	126.9	132.9	134.9
27-May-15	126.9	132.9	134.9
13-May-15	119.9	125.9	134.9
29-Apr-15	128.0	134.0	143.0
15-Apr-15	128.0	134.0	143.0
1-Apr-15	123.0	129.0	148.0
18-Mar-15	123.0	129.0	148.0
4-Mar-15	118.0	124.0	148.0
18-Feb-15	118.0	124.0	148.0
4-Feb-15	118.0	124.0	148.0
21-Jan-15	113.0	119.0	148.0
7-Jan-15	127.0	133.0	154.0
23-Dec-14	133.0	139.0	157.0
10-Dec-14	141.0	147.0	157.0
26-Nov-14	146.0	152.0	165.0
12-Nov-14	146.0	152.0	165.0
29-Oct-14	148.0	154.0	165.0
15-Oct-14	153.0	163.0	165.0
1-Oct-14	153.0	163.0	165.0
Sep '14	153.0	163.0	165.0
Aug '14	153.0	163.0	165.0
Jul '14	159.5	163.5	163.0
Jun '14	160.0	164.0	160.9
May '14	158.0	164.0	160.9
Apr '14	153.3	160.3	160.9
Mar '14	153.0	157.0	160.9
Feb '14	148.5	154.5	158.4
Jan '14	146.0	152.0	155.9
Dec '13	146.0	152.0	155.9
Nov '13	146.0	164.0	153.9
Oct '13	158.0	164.0	152.5
Sep '13	158.0	164.0	153.5
Aug '13	158.0	164.0	153.9
Jul '13	162.0	168.0	153.9
Jun '13	166.0	172.0	153.9
May '13	156.3	158.7	157.2
Apr '13	146.0	152.0	158.9
Mar '13	149.5	153.0	155.9
Feb '13	148.0	154.0	152.9
Jan '13	148.0	154.0	152.9
Dec '12	148.0	154.0	152.9
Nov '12	150.0	156.0	147.7
Oct '12	154.0	160.0	147.5

	Tagish			
	Self-serve			Full-serve
	regular	premium	diesel	propane
28-Oct-15	119.8	129.8	118.8	110.0
14-Oct-15	119.8	129.8	129.8	110.0
30-Sep-15	119.8	136.8	118.8	100.0
16-Sep-15	119.8	136.8	122.8	100.0
2-Sep-15	125.8	142.8	120.8	100.0
19-Aug-15	n/a	n/a	n/a	n/a
5-Aug-15	114.9	129.8	130.4	100.0
22-Jul-15	114.9	129.8	130.4	110.0
8-Jul-15	119.8	129.8	120.9	100.0
24-Jun-15	124.8	134.8	120.8	100.0
10-Jun-15	117.4	132.8	130.4	100.0
27-May-15	113.4	124.8	130.4	100.0
13-May-15	111.4	124.8	130.4	100.0
29-Apr-15	109.9	n/a	139.9	n/a
15-Apr-15	111.4	124.8	130.4	100.0
1-Apr-15	111.4	124.8	134.4	100.0
18-Mar-15	111.4	124.8	134.4	100.0
4-Mar-15	111.4	124.8	134.4	110.0
18-Feb-15	106.4	124.8	132.4	110.0
4-Feb-15	106.4	124.8	132.4	100.0
21-Jan-15	106.4	124.8	119.4	100.0
7-Jan-15	129.9	134.8	146.9	110.0
23-Dec-14	n/a	n/a	n/a	n/a
10-Dec-14	136.4	134.8	146.9	110.0
26-Nov-14	138.9	149.8	150.4	110.0
12-Nov-14	138.9	149.8	150.4	110.0
29-Oct-14	138.9	149.8	150.4	110.0
15-Oct-14	144.4	149.8	150.4	110.0
1-Oct-14	144.4	149.8	150.4	110.0
Sep '14	144.4	149.8	150.4	110.0
Aug '14	144.4	149.8	150.4	110.0
Jul '14	144.6	149.8	151.1	110.0
Jun '14	145.7	149.8	152.4	110.0
May '14	143.7	151.3	151.9	120.0
Apr '14	141.9	148.8	151.4	131.7
Mar '14	139.9	145.3	151.4	135.0
Feb '14	136.4	138.8	151.4	110.0
Jan '14	141.4	138.8	151.4	110.0
Dec '13	141.9	146.8	147.2	115.0
Nov '13	142.4	146.8	145.4	112.5
Oct '13	147.4	146.8	144.9	111.7
Sep '13	147.4	156.8	144.9	115.0
Aug '13	147.4	156.8	144.9	110.0
Jul '13	147.4	156.8	144.9	107.5
Jun '13	148.9	156.8	145.4	107.5
May '13	142.7	150.1	145.9	108.3
Apr '13	139.9	144.8	145.9	105.0
Mar '13	139.9	144.8	145.9	105.0
Feb '13	136.4	140.8	144.9	110.0
Jan '13	137.4	140.8	140.4	115.0
Dec '12	141.2	140.8	140.7	115.0
Nov '12	138.9	146.9	141.4	110.0
Oct '12	141.4	147.8	144.9	111.7

Retail Motor Fuel Prices — Teslin

	Self-serve			Full-serve
	regular	premium	diesel	propane
28-Oct-15	123.9	133.9	130.4	115.0
14-Oct-15	123.9	133.9	126.9	115.0
30-Sep-15	123.9	133.9	126.9	115.0
16-Sep-15	123.9	133.9	126.9	115.0
2-Sep-15	133.9	143.9	126.9	115.0
19-Aug-15	131.9	143.9	126.9	115.0
5-Aug-15	124.4	134.9	128.9	115.0
22-Jul-15	126.4	134.9	126.9	115.0
8-Jul-15	126.9	134.9	126.9	115.0
24-Jun-15	128.9	138.9	126.9	115.0
10-Jun-15	122.4	130.9	126.9	115.0
27-May-15	120.4	130.9	129.9	115.0
13-May-15	113.9	123.9	129.4	115.0
29-Apr-15	113.9	123.9	131.4	115.0
15-Apr-15	113.9	123.9	131.4	110.0
1-Apr-15	113.9	123.9	131.4	115.0
18-Mar-15	113.9	123.9	132.9	110.0
4-Mar-15	113.9	123.9	132.9	115.0
18-Feb-15	113.9	123.9	132.9	115.0
4-Feb-15	98.9	108.9	132.9	115.0
21-Jan-15	98.9	108.9	132.9	115.0
7-Jan-15	114.4	124.9	139.9	115.0
23-Dec-14	120.4	128.9	142.9	115.0
10-Dec-14	126.9	136.9	149.9	115.0
26-Nov-14	130.9	141.9	151.9	115.0
12-Nov-14	130.9	141.9	149.9	115.0
29-Oct-14	130.9	141.9	148.9	110.0
15-Oct-14	138.9	148.9	149.9	110.0
1-Oct-14	139.9	n/a	149.9	110.0
Sep '14	139.4	148.9	149.9	110.0
Aug '14	139.4	148.9	149.9	107.5
Jul '14	145.7	155.4	149.9	108.8
Jun '14	145.9	155.9	150.4	110.0
May '14	146.9	156.9	151.2	121.5
Apr '14	143.6	153.9	152.9	121.5
Mar '14	139.4	152.9	154.7	121.5
Feb '14	135.9	152.9	157.9	121.5
Jan '14	132.9	152.9	148.9	110.0
Dec '13	138.9	152.9	149.7	108.5
Nov '13	138.4	152.9	142.9	107.0
Oct '13	141.2	152.9	143.4	107.0
Sep '13	143.2	152.9	146.4	107.0
Aug '13	143.9	152.9	140.2	111.3
Jul '13	144.7	154.9	141.4	112.5
Jun '13	149.4	157.9	141.2	112.5
May '13	141.1	150.2	141.4	110.8
Apr '13	133.7	143.4	143.2	112.5
Mar '13	133.9	143.9	143.9	110.0
Feb '13	132.7	142.4	141.9	107.5
Jan '13	132.2	141.4	141.2	107.5
Dec '12	133.2	143.4	140.2	107.5
Nov '12	134.4	143.9	136.7	107.5
Oct '12	138.9	149.9	138.9	107.5

Retail Motor Fuel Prices — Watson Lake

	Self-serve			Full-serve	
	regular	premium	diesel	diesel	propane
28-Oct-15	116.5	127.9	110.9	-	130.7
14-Oct-15	118.6	n/a	114.3	-	131.7
30-Sep-15	113.9	129.9	110.5	-	127.7
16-Sep-15	120.2	133.9	118.1	-	126.7
2-Sep-15	125.3	132.9	119.0	-	126.7
19-Aug-15	128.6	132.9	118.9	-	130.9
5-Aug-15	123.3	125.9	118.1	-	130.9
22-Jul-15	123.6	125.9	118.5	n/a	130.9
8-Jul-15	122.5	125.9	118.1	n/a	130.9
24-Jun-15	121.9	132.4	118.5	n/a	130.9
10-Jun-15	119.0	125.9	118.1	143.9	130.9
27-May-15	118.3	122.9	119.0	143.9	130.9
13-May-15	115.9	123.4	119.7	143.9	130.9
29-Apr-15	113.4	119.9	119.7	143.9	130.9
15-Apr-15	108.6	119.9	114.9	143.9	130.9
1-Apr-15	108.2	119.9	117.0	143.9	130.9
18-Mar-15	108.4	118.4	116.7	-	130.9
4-Mar-15	103.2	113.4	121.0	-	130.9
18-Feb-15	101.4	113.4	122.4	-	130.9
4-Feb-15	99.9	111.9	125.9	-	130.9
21-Jan-15	99.9	111.9	125.9	-	130.9
7-Jan-15	101.9	115.9	135.9	-	130.9
23-Dec-14	111.9	123.4	137.4	n/a	130.9
10-Dec-14	117.9	129.9	142.9	140.9	130.9
26-Nov-14	125.9	134.9	146.9	140.9	130.9
12-Nov-14	131.4	141.4	148.9	140.9	130.9
29-Oct-14	133.9	148.9	141.4	140.9	130.9
15-Oct-14	143.9	148.9	150.2	140.9	130.9
1-Oct-14	144.7	151.6	150.7	140.9	130.9
Sep '14	145.4	152.6	151.1	140.9	127.2
Aug '14	145.7	152.1	151.3	140.9	127.2
Jul '14	146.3	152.9	153.0	140.9	127.2
Jun '14	146.7	154.1	153.6	140.9	128.8
May '14	145.4	155.2	152.4	140.9	129.1
Apr '14	140.6	151.6	154.6	140.9	130.9
Mar '14	143.9	153.9	164.4	140.9	130.9
Feb '14	142.4	153.4	162.9	140.9	130.9
Jan '14	143.4	155.4	159.9	140.9	130.9
Dec '13	144.8	156.9	154.9	140.9	131.4
Nov '13	147.9	159.9	151.4	n/a	131.9
Oct '13	149.0	159.6	148.0	140.9	130.7
Sep '13	149.6	158.4	147.2	140.9	130.3
Aug '13	149.6	159.4	147.2	140.9	130.6
Jul '13	149.3	158.2	146.9	140.9	126.7
Jun '13	148.9	158.2	146.6	140.9	126.2
May '13	139.1	149.2	143.8	140.9	124.7
Apr '13	137.9	149.9	144.9	140.9	123.7
Mar '13	137.9	149.9	144.9	140.9	126.4
Feb '13	130.9	141.7	141.2	140.9	120.9
Jan '13	129.9	132.9	136.9	140.9	120.9
Dec '12	130.4	140.9	137.9	140.9	126.4
Nov '12	137.4	147.7	138.2	140.9	126.4
Oct '12	140.1	149.5	140.0	140.9	126.9

Residential Fuel Prices in Yukon

Average Prices as of October 28th, 2015

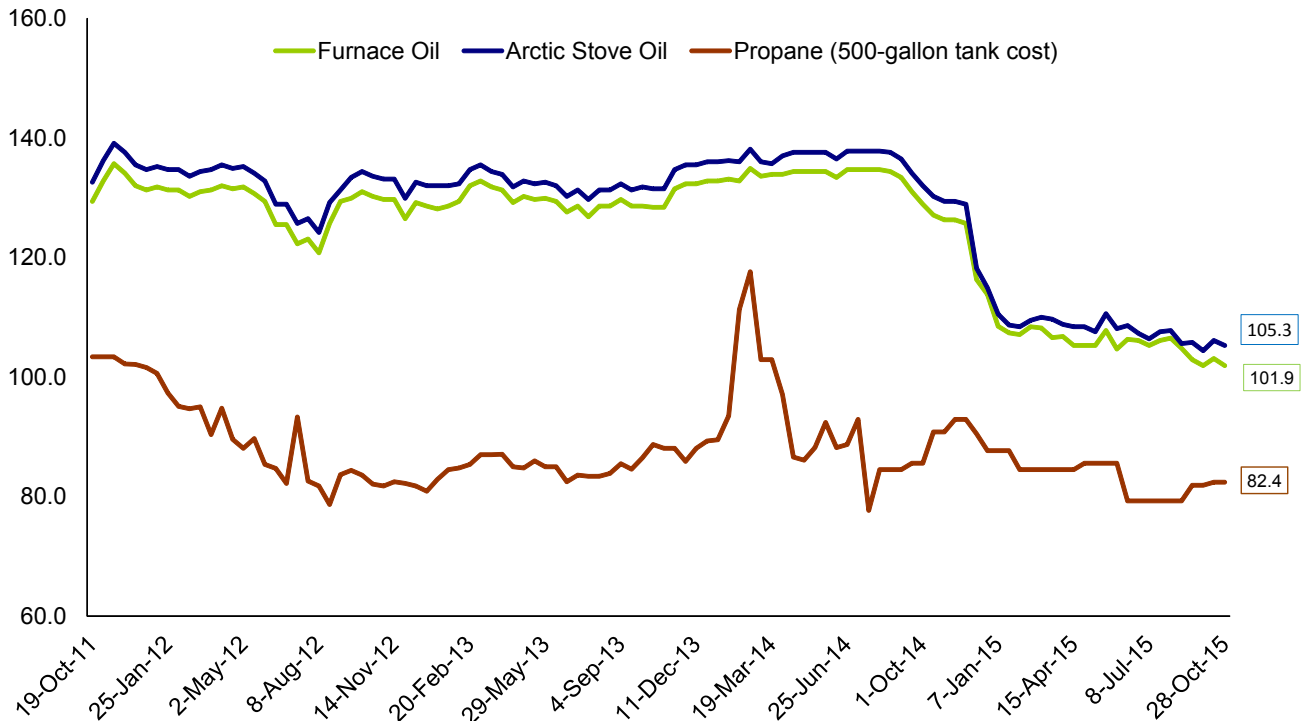
	Residential Heating Fuels			% Change Oct 29, 2014 to Oct 28, 2015		
	Furnace Oil	Arctic Stove Oil	Propane (500-gallon tank cost)	Furnace Oil	Arctic Stove Oil	Propane (500-gallon tank cost)
Whitehorse	101.9	105.3	82.4	-19.3%	-18.6%	-9.3%
Carmacks	103.7	106.9	82.4	-18.2%	-17.8%	-9.3%
Dawson City	109.2	113.1	82.4	-17.5%	-16.5%	-9.3%
Faro	104.0	107.1	82.4	-18.2%	-17.7%	-9.3%
Haines Junction	100.9	106.5	82.4	-18.6%	-16.2%	-9.3%
Mayo	114.2	116.2	82.4	-18.6%	-17.2%	-9.3%
Ross River	105.0	108.2	82.4	-18.0%	-17.6%	-9.3%
Tagish	103.0	112.8	-	n/a	-21.0%	-
Teslin	103.7	109.3	82.4	-18.3%	-16.0%	-9.3%
Watson Lake	110.1	115.0	82.4	-17.7%	-15.8%	-9.3%

Notes: All prices are Canadian cents per litre, including all applicable taxes.
 "-" indicates this service was not available in this community at this time.
 "n/a" indicates this information was not available for the reporting period.

Comparing October 28th, 2015 to October 29th, 2014, prices decreased in all Yukon communities for Furnace Oil, Arctic Stove Oil and Propane.

Note: Price discounts may apply to seniors, members of unions or service groups, or for quick payment. Ask your fuel supplier for details.

Average Residential Bi-weekly Heating Fuel Prices, Whitehorse
 October 2011 - October 2015
 (cents per litre)



Residential Heating Fuel Prices — Whitehorse

	Furnace Oil	Arctic Stove Oil	Propane (500-gallon tank cost)
28-Oct-15	101.9	105.3	82.4
14-Oct-15	103.1	106.1	82.4
30-Sep-15	101.9	104.4	81.9
16-Sep-15	102.9	105.8	81.9
2-Sep-15	104.8	105.6	79.3
19-Aug-15	106.5	107.8	79.3
6-Aug-15	106.1	107.6	79.3
22-Jul-15	105.3	106.4	79.3
8-Jul-15	106.1	107.3	79.3
24-Jun-15	106.3	108.6	79.3
10-Jun-15	104.7	108.1	85.6
27-May-15	107.8	110.6	85.6
13-May-15	105.3	107.6	85.6
29-Apr-15	105.3	108.4	85.6
15-Apr-15	105.3	108.4	84.5
1-Apr-15	106.8	108.8	84.5
18-Mar-15	106.6	109.7	84.5
4-Mar-15	108.2	110.0	84.5
18-Feb-15	108.4	109.5	84.5
4-Feb-15	107.1	108.4	84.5
21-Jan-15	107.4	108.7	87.7
7-Jan-15	108.5	110.5	87.7
23-Dec-14	113.8	114.9	87.7
10-Dec-14	116.3	118.2	90.5
26-Nov-14	125.7	128.9	92.9
12-Nov-14	126.3	129.4	92.9
29-Oct-14	126.3	129.4	90.8
15-Oct-14	127.1	130.2	90.8
1-Oct-14	128.9	132.0	85.6
Sep '14	132.2	135.3	85.1
Aug '14	134.6	137.7	84.5
Jul '14	134.7	137.8	85.3
Jun '14	134.1	137.2	88.5
May '14	134.4	137.6	90.3
Apr '14	134.2	137.4	89.9
Mar '14	133.8	135.9	102.9
Feb '14	133.9	137.1	114.5
Jan '14	133.0	136.1	91.5
Dec '13	132.6	135.8	88.7
Nov '13	131.9	135.1	87.0
Oct '13	128.5	131.6	87.8
Sep '13	129.2	131.8	85.1
Aug '13	128.6	131.3	83.7
Jul '13	127.7	130.5	83.5
Jun '13	128.5	131.1	83.8
May '13	129.9	132.6	85.3
Apr '13	130.3	132.9	86.1
Mar '13	132.3	135.0	87.0
Feb '13	130.7	133.5	85.1
Jan '13	128.4	132.0	83.7
Dec '12	128.9	132.3	81.4
Nov '12	128.1	131.5	87.7
Oct '12	130.3	133.7	82.4

Residential Heating Fuel Prices — Carmacks

	Furnace Oil	Arctic Stove Oil	Propane (500-gallon tank cost)
28-Oct-15	103.7	106.9	82.4
14-Oct-15	103.7	106.9	82.4
30-Sep-15	103.7	106.9	81.9
16-Sep-15	103.7	106.9	81.9
2-Sep-15	103.7	106.9	79.3
19-Aug-15	109.0	112.1	79.3
6-Aug-15	109.0	112.1	79.3
22-Jul-15	109.0	112.1	79.3
8-Jul-15	109.0	112.1	79.3
24-Jun-15	109.0	112.1	79.3
10-Jun-15	109.0	112.1	85.6
27-May-15	n/a	n/a	85.6
13-May-15	109.0	112.1	85.6
29-Apr-15	109.0	112.1	85.6
15-Apr-15	109.0	112.1	84.5
1-Apr-15	109.0	112.1	84.5
18-Mar-15	109.0	112.1	84.5
4-Mar-15	n/a	n/a	84.5
18-Feb-15	109.0	112.1	84.5
4-Feb-15	109.0	112.1	84.5
21-Jan-15	112.1	115.3	87.7
7-Jan-15	115.3	118.4	87.7
23-Dec-14	122.6	125.8	87.7
10-Dec-14	125.8	128.9	95.0
26-Nov-14	126.8	130.0	92.9
12-Nov-14	126.8	130.0	92.9
29-Oct-14	126.8	130.0	90.8
15-Oct-14	128.9	132.1	90.8
1-Oct-14	131.0	134.2	85.6
Sep '14	136.3	139.4	85.1
Aug '14	136.3	139.4	84.5
Jul '14	136.3	139.4	85.3
Jun '14	136.3	139.4	88.5
May '14	136.3	139.4	90.3
Apr '14	136.3	139.4	89.9
Mar '14	136.3	139.4	102.9
Feb '14	135.3	138.4	114.5
Jan '14	133.1	136.3	91.5
Dec '13	133.1	136.3	86.2
Nov '13	133.1	137.6	80.7
Oct '13	128.9	132.1	82.2
Sep '13	128.9	132.1	76.8
Aug '13	128.9	132.1	76.1
Jul '13	131.0	134.2	75.7
Jun '13	133.1	136.3	79.2
May '13	133.8	137.0	81.0
Apr '13	135.2	138.4	81.4
Mar '13	137.3	140.5	80.4
Feb '13	134.2	137.4	76.9
Jan '13	131.0	134.2	74.6
Dec '12	131.0	134.2	69.2
Nov '12	132.6	135.8	71.5
Oct '12	134.2	137.3	72.9

Residential Heating Fuel Prices — Dawson City

	Furnace Oil	Arctic Stove Oil	Propane (500-gallon tank cost)
28-Oct-15	109.2	113.1	82.4
14-Oct-15	109.2	112.4	82.4
30-Sep-15	109.2	111.0	81.9
16-Sep-15	109.2	112.4	81.9
2-Sep-15	109.2	109.1	79.3
19-Aug-15	114.5	113.2	79.3
6-Aug-15	114.5	113.8	79.3
22-Jul-15	114.5	114.0	79.3
8-Jul-15	114.5	114.6	79.3
24-Jun-15	114.5	114.2	79.3
10-Jun-15	114.5	116.1	85.6
27-May-15	n/a	115.2	85.6
13-May-15	114.5	113.8	85.6
29-Apr-15	114.5	117.6	85.6
15-Apr-15	114.5	117.6	84.5
1-Apr-15	114.5	116.7	84.5
18-Mar-15	114.5	117.6	84.5
4-Mar-15	n/a	118.1	84.5
18-Feb-15	114.5	114.4	84.5
4-Feb-15	114.5	114.4	84.5
21-Jan-15	117.6	119.0	87.7
7-Jan-15	120.8	127.1	87.7
23-Dec-14	128.1	134.4	87.7
10-Dec-14	131.3	134.4	95.0
26-Nov-14	132.3	135.5	92.9
12-Nov-14	132.3	135.5	92.9
29-Oct-14	132.3	135.5	90.8
15-Oct-14	134.4	137.6	90.8
1-Oct-14	136.5	139.7	85.6
Sep '14	141.8	144.9	85.1
Aug '14	141.8	144.9	84.5
Jul '14	141.8	144.9	85.3
Jun '14	141.8	144.9	88.5
May '14	141.8	144.9	90.3
Apr '14	141.8	144.9	89.9
Mar '14	141.8	144.9	102.9
Feb '14	140.8	143.9	114.5
Jan '14	138.6	141.8	91.5
Dec '13	138.6	141.8	86.2
Nov '13	138.6	141.8	80.7
Oct '13	134.4	137.6	82.2
Sep '13	134.4	137.6	76.8
Aug '13	134.4	137.6	76.1
Jul '13	136.5	139.7	75.7
Jun '13	138.6	141.8	80.7
May '13	139.3	142.5	82.8
Apr '13	140.7	139.8	85.6
Mar '13	142.8	139.7	85.3
Feb '13	139.7	137.6	85.0
Jan '13	136.5	136.0	82.5
Dec '12	136.5	136.0	76.8
Nov '12	138.1	136.9	78.5
Oct '12	139.7	138.5	76.3

Residential Heating Fuel Prices — Faro

	Furnace Oil	Arctic Stove Oil	Propane (500-gallon tank cost)
28-Oct-15	104.0	107.1	82.4
14-Oct-15	104.0	107.1	82.4
30-Sep-15	104.0	107.1	81.9
16-Sep-15	104.0	107.1	81.9
2-Sep-15	104.0	107.1	79.3
19-Aug-15	109.2	112.4	79.3
6-Aug-15	109.2	112.4	79.3
22-Jul-15	109.2	112.4	79.3
8-Jul-15	109.2	112.4	79.3
24-Jun-15	109.2	112.4	79.3
10-Jun-15	109.2	112.4	85.6
27-May-15	n/a	n/a	85.6
13-May-15	109.2	112.4	85.6
29-Apr-15	109.2	112.4	85.6
15-Apr-15	109.2	112.4	84.5
1-Apr-15	109.2	112.4	84.5
18-Mar-15	109.2	112.4	84.5
4-Mar-15	n/a	n/a	84.5
18-Feb-15	109.2	112.4	84.5
4-Feb-15	109.2	112.4	84.5
21-Jan-15	112.4	115.5	87.7
7-Jan-15	115.5	118.7	87.7
23-Dec-14	122.9	126.0	87.7
10-Dec-14	126.0	129.2	95.0
26-Nov-14	127.1	130.2	92.9
12-Nov-14	127.1	130.2	92.9
29-Oct-14	127.1	130.2	90.8
15-Oct-14	129.2	132.3	90.8
1-Oct-14	131.3	134.4	85.6
Sep '14	136.5	139.7	85.1
Aug '14	136.5	139.7	84.5
Jul '14	136.5	139.7	85.3
Jun '14	136.5	139.7	88.5
May '14	136.5	139.7	90.3
Apr '14	136.5	139.7	89.9
Mar '14	136.5	139.7	102.9
Feb '14	135.5	138.7	114.5
Jan '14	133.4	136.5	91.5
Dec '13	133.4	136.5	86.2
Nov '13	133.4	136.5	80.7
Oct '13	129.2	132.3	82.2
Sep '13	129.2	132.3	76.8
Aug '13	129.2	132.3	76.1
Jul '13	131.3	134.4	75.7
Jun '13	133.4	136.5	80.7
May '13	134.1	137.2	82.8
Apr '13	135.5	138.6	85.6
Mar '13	137.6	140.7	85.3
Feb '13	134.5	137.6	85.0
Jan '13	131.3	134.4	82.5
Dec '12	131.3	134.4	76.8
Nov '12	132.9	136.0	78.5
Oct '12	134.4	137.6	76.3

Residential Heating Fuel Prices — Haines Junction

	Furnace Oil	Arctic Stove Oil	Propane (500-gallon tank cost)
28-Oct-15	100.9	106.5	82.4
14-Oct-15	100.9	105.6	82.4
30-Sep-15	100.9	104.4	81.9
16-Sep-15	100.9	104.1	81.9
2-Sep-15	100.9	103.2	79.3
19-Aug-15	106.2	106.9	79.3
6-Aug-15	106.2	107.3	79.3
22-Jul-15	106.2	107.5	79.3
8-Jul-15	106.2	109.2	79.3
24-Jun-15	106.2	107.6	79.3
10-Jun-15	106.2	108.2	85.6
27-May-15	n/a	107.9	85.6
13-May-15	106.2	106.2	85.6
29-Apr-15	106.2	102.7	85.6
15-Apr-15	106.2	103.0	84.5
1-Apr-15	106.2	108.5	84.5
18-Mar-15	106.2	109.3	84.5
4-Mar-15	n/a	108.8	84.5
18-Feb-15	106.2	107.9	84.5
4-Feb-15	106.2	106.0	84.5
21-Jan-15	109.3	103.5	87.7
7-Jan-15	112.5	105.8	87.7
23-Dec-14	119.8	114.0	87.7
10-Dec-14	123.0	118.7	95.0
26-Nov-14	124.0	125.8	92.9
12-Nov-14	124.0	127.2	92.9
29-Oct-14	124.0	127.1	90.8
15-Oct-14	126.1	127.4	90.8
1-Oct-14	128.2	130.3	85.6
Sep '14	133.5	131.6	85.1
Aug '14	133.5	133.7	84.5
Jul '14	133.5	132.9	85.3
Jun '14	133.5	133.7	88.5
May '14	133.5	134.5	90.3
Apr '14	133.5	133.8	89.9
Mar '14	133.5	133.9	102.9
Feb '14	132.5	132.6	114.5
Jan '14	130.3	130.0	91.5
Dec '13	130.3	126.3	86.2
Nov '13	130.3	126.4	80.7
Oct '13	126.1	124.1	82.2
Sep '13	126.1	127.2	76.8
Aug '13	126.1	122.4	76.1
Jul '13	128.2	123.5	75.7
Jun '13	130.3	124.5	79.2
May '13	131.0	131.0	81.0
Apr '13	132.4	136.3	81.4
Mar '13	134.5	136.6	80.4
Feb '13	131.4	132.1	76.9
Jan '13	128.2	129.5	74.6
Dec '12	128.2	128.6	69.2
Nov '12	129.8	128.8	71.5
Oct '12	131.4	131.3	72.9

Residential Heating Fuel Prices — Mayo

	Furnace Oil	Arctic Stove Oil	Propane (500-gallon tank cost)
28-Oct-15	114.2	116.2	82.4
14-Oct-15	114.2	117.4	82.4
30-Sep-15	114.2	114.8	81.9
16-Sep-15	114.2	117.4	81.9
2-Sep-15	116.3	114.3	79.3
19-Aug-15	119.0	117.0	79.3
6-Aug-15	119.0	117.4	79.3
22-Jul-15	119.0	117.5	79.3
8-Jul-15	119.0	117.9	79.3
24-Jun-15	119.0	117.6	79.3
10-Jun-15	119.0	118.9	85.6
27-May-15	118.7	117.4	85.6
13-May-15	119.0	117.4	85.6
29-Apr-15	119.0	121.1	85.6
15-Apr-15	119.0	121.1	84.5
1-Apr-15	119.0	119.3	84.5
18-Mar-15	119.0	121.1	84.5
4-Mar-15	118.7	118.9	84.5
18-Feb-15	119.0	117.8	84.5
4-Feb-15	119.0	117.8	84.5
21-Jan-15	116.3	114.1	87.7
7-Jan-15	118.8	119.3	87.7
23-Dec-14	126.8	127.8	87.7
10-Dec-14	132.6	141.8	90.5
26-Nov-14	140.3	140.3	92.9
12-Nov-14	140.3	140.3	92.9
29-Oct-14	140.3	140.3	90.8
15-Oct-14	142.4	142.4	90.8
1-Oct-14	144.5	144.5	85.6
Sep '14	149.7	149.7	85.1
Aug '14	149.7	149.7	84.5
Jul '14	149.7	149.7	85.3
Jun '14	149.7	149.7	88.5
May '14	149.7	149.7	90.3
Apr '14	149.7	149.7	89.9
Mar '14	149.7	149.7	102.9
Feb '14	148.7	148.7	114.5
Jan '14	146.6	146.6	91.5
Dec '13	146.6	146.6	86.2
Nov '13	143.4	146.6	80.7
Oct '13	139.2	142.4	82.2
Sep '13	139.2	142.4	76.8
Aug '13	139.2	142.4	76.1
Jul '13	141.3	144.5	75.7
Jun '13	143.4	146.6	80.7
May '13	144.1	147.3	82.8
Apr '13	145.5	148.7	85.6
Mar '13	147.6	150.8	85.3
Feb '13	144.5	147.7	85.0
Jan '13	141.3	144.5	82.5
Dec '12	141.3	144.5	76.8
Nov '12	142.9	146.1	78.5
Oct '12	144.5	147.6	76.3

Residential Heating Fuel Prices — Ross River

	Furnace Oil	Arctic Stove Oil	Propane (500-gallon tank cost)
28-Oct-15	105.0	108.2	82.4
14-Oct-15	105.0	108.2	82.4
30-Sep-15	105.0	108.2	81.9
16-Sep-15	105.0	108.2	81.9
2-Sep-15	105.0	108.2	79.3
19-Aug-15	110.9	114.0	79.3
6-Aug-15	110.9	114.0	79.3
22-Jul-15	110.9	114.0	79.3
8-Jul-15	110.9	114.0	79.3
24-Jun-15	110.9	114.0	79.3
10-Jun-15	110.9	114.0	85.6
27-May-15	n/a	n/a	85.6
13-May-15	110.3	113.4	85.6
29-Apr-15	110.3	113.4	85.6
15-Apr-15	110.3	113.4	84.5
1-Apr-15	110.3	113.4	84.5
18-Mar-15	110.3	113.4	84.5
4-Mar-15	n/a	n/a	84.5
18-Feb-15	110.3	113.4	84.5
4-Feb-15	110.3	113.4	84.5
21-Jan-15	113.4	116.6	87.7
7-Jan-15	116.6	119.7	87.7
23-Dec-14	123.9	127.1	87.7
10-Dec-14	127.1	130.2	95.0
26-Nov-14	128.1	131.3	92.9
12-Nov-14	128.1	131.3	92.9
29-Oct-14	128.1	131.3	90.8
15-Oct-14	130.2	133.4	90.8
1-Oct-14	132.3	135.5	85.6
Sep '14	137.6	140.7	85.1
Aug '14	137.6	140.7	84.5
Jul '14	137.6	140.7	85.3
Jun '14	137.6	140.7	88.5
May '14	137.6	140.7	90.3
Apr '14	137.6	140.7	89.9
Mar '14	137.6	140.7	102.9
Feb '14	136.6	139.7	114.5
Jan '14	134.4	137.6	91.5
Dec '13	134.4	137.6	86.2
Nov '13	134.4	137.6	80.7
Oct '13	130.2	133.4	82.2
Sep '13	130.2	133.4	76.8
Aug '13	130.2	133.4	76.1
Jul '13	132.3	135.5	75.7
Jun '13	134.4	137.6	80.7
May '13	135.1	138.3	82.8
Apr '13	136.5	139.7	85.6
Mar '13	138.6	141.8	85.3
Feb '13	135.5	138.7	85.0
Jan '13	132.3	135.5	82.5
Dec '12	132.3	135.5	76.8
Nov '12	133.9	137.1	78.5
Oct '12	135.5	138.6	76.3

Residential Heating Fuel Prices — Tagish & Teslin

	Tagish		
	Furnace Oil	Arctic Stove Oil	Propane (500-gallon tank cost)
28-Oct-15	103.0	112.8	-
14-Oct-15	103.0	113.5	-
30-Sep-15	103.0	111.4	-
16-Sep-15	103.0	116.1	-
2-Sep-15	103.0	111.3	-
19-Aug-15	108.3	114.0	-
6-Aug-15	108.3	114.3	-
22-Jul-15	108.3	114.5	-
8-Jul-15	108.3	114.8	-
24-Jun-15	108.3	114.6	-
10-Jun-15	108.3	115.9	-
27-May-15	n/a	118.4	-
13-May-15	108.3	116.0	-
29-Apr-15	108.3	111.4	-
15-Apr-15	108.3	118.7	-
1-Apr-15	108.3	116.3	-
18-Mar-15	108.3	118.7	-
4-Mar-15	n/a	119.9	-
18-Feb-15	108.3	115.3	-
4-Feb-15	108.3	111.8	-
21-Jan-15	-	112.3	-
7-Jan-15	-	136.5	-
23-Dec-14	-	136.5	-
10-Dec-14	-	136.5	-
26-Nov-14	-	142.8	-
12-Nov-14	-	142.8	-
29-Oct-14	-	142.8	-
15-Oct-14	-	149.1	-
1-Oct-14	-	149.1	-
Sep '14	-	149.1	-
Aug '14	-	149.1	-
Jul '14	-	149.1	-
Jun '14	-	149.1	-
May '14	-	149.1	-
Apr '14	-	149.1	-
Mar '14	-	147.6	-
Feb '14	-	146.0	-
Jan '14	-	143.9	-
Dec '13	-	140.2	-
Nov '13	-	136.5	-
Oct '13	-	136.5	-
Sep '13	-	136.5	-
Aug '13	-	136.5	-
Jul '13	-	136.5	-
Jun '13	-	136.5	-
May '13	-	136.5	-
Apr '13	-	136.5	-
Mar '13	-	136.5	-
Feb '13	-	136.5	-
Jan '13	-	136.5	-
Dec '12	-	136.5	-
Nov '12	-	134.4	-
Oct '12	-	134.4	-

	Teslin		
	Furnace Oil	Arctic Stove Oil	Propane (500-gallon tank cost)
28-Oct-15	103.7	109.3	82.4
14-Oct-15	103.7	106.9	82.4
30-Sep-15	103.7	107.1	81.9
16-Sep-15	103.7	106.9	81.9
2-Sep-15	103.7	105.3	79.3
19-Aug-15	109.0	109.3	79.3
6-Aug-15	109.0	109.8	79.3
22-Jul-15	109.0	110.1	79.3
8-Jul-15	109.0	110.6	79.3
24-Jun-15	109.0	110.3	79.3
10-Jun-15	109.0	112.2	85.6
27-May-15	n/a	112.9	85.6
13-May-15	109.0	109.8	85.6
29-Apr-15	109.0	112.1	85.6
15-Apr-15	109.0	112.1	84.5
1-Apr-15	109.0	111.7	84.5
18-Mar-15	109.0	112.1	84.5
4-Mar-15	n/a	113.6	84.5
18-Feb-15	109.0	110.3	84.5
4-Feb-15	109.0	110.3	84.5
21-Jan-15	112.2	112.2	87.7
7-Jan-15	115.4	118.5	87.7
23-Dec-14	122.7	125.9	87.7
10-Dec-14	125.9	129.0	95.0
26-Nov-14	126.9	130.1	92.9
12-Nov-14	126.9	130.1	92.9
29-Oct-14	126.9	130.1	90.8
15-Oct-14	129.0	132.2	90.8
1-Oct-14	131.1	134.3	85.6
Sep '14	136.4	139.5	85.1
Aug '14	136.4	139.5	84.5
Jul '14	136.4	139.5	85.3
Jun '14	136.4	139.5	88.5
May '14	136.4	139.4	90.3
Apr '14	136.4	139.4	89.9
Mar '14	136.4	139.4	102.9
Feb '14	135.4	138.4	114.5
Jan '14	133.2	136.3	91.5
Dec '13	133.2	136.3	86.2
Nov '13	133.0	136.1	80.7
Oct '13	128.6	131.8	82.2
Sep '13	128.1	131.3	76.8
Aug '13	126.6	129.7	76.1
Jul '13	130.7	133.9	75.7
Jun '13	133.1	136.3	79.2
May '13	131.7	134.9	81.0
Apr '13	132.1	135.3	81.4
Mar '13	137.3	140.5	80.4
Feb '13	132.4	135.6	76.9
Jan '13	129.8	132.7	71.9
Dec '12	129.8	132.7	69.2
Nov '12	132.6	135.8	71.5
Oct '12	134.2	135.4	72.9

Residential Heating Fuel Prices — Watson Lake

	Furnace Oil	Arctic Stove Oil	Propane (500-gallon tank cost)
28-Oct-15	110.1	115.0	82.4
14-Oct-15	108.2	112.0	82.4
30-Sep-15	108.8	112.8	81.9
16-Sep-15	104.3	108.0	81.9
2-Sep-15	105.5	109.2	79.3
19-Aug-15	107.9	111.8	79.3
6-Aug-15	106.4	111.1	79.3
22-Jul-15	107.3	111.9	79.3
8-Jul-15	107.9	112.6	79.3
24-Jun-15	109.6	113.7	79.3
10-Jun-15	108.9	114.3	85.6
27-May-15	112.2	117.6	85.6
13-May-15	111.1	114.2	85.6
29-Apr-15	109.7	113.4	85.6
15-Apr-15	107.9	111.4	84.5
1-Apr-15	108.7	114.3	84.5
18-Mar-15	112.0	114.8	84.5
4-Mar-15	125.2	124.4	84.5
18-Feb-15	117.9	119.1	84.5
4-Feb-15	116.6	118.2	84.5
21-Jan-15	113.8	116.6	87.7
7-Jan-15	117.6	120.4	87.7
23-Dec-14	125.0	127.7	87.7
10-Dec-14	130.1	132.9	95.0
26-Nov-14	134.1	136.9	92.9
12-Nov-14	139.7	142.5	92.9
29-Oct-14	133.7	136.5	90.8
15-Oct-14	134.7	137.5	90.8
1-Oct-14	134.4	137.2	85.6

	Furnace Oil	Arctic Stove Oil	Propane (500-gallon tank cost)
Sep '14	138.2	141.0	85.1
Aug '14	138.3	141.1	84.5
Jul '14	137.8	140.6	85.3
Jun '14	140.2	143.0	88.5
May '14	144.6	146.7	90.3
Apr '14	144.4	147.2	89.9
Mar '14	145.8	148.4	102.9
Feb '14	146.5	149.3	114.5
Jan '14	144.6	147.3	91.5
Dec '13	146.4	149.0	86.2
Nov '13	139.7	142.5	80.7
Oct '13	136.1	138.9	82.2
Sep '13	133.9	136.7	76.8
Aug '13	131.8	134.6	76.1
Jul '13	132.2	135.0	75.7
Jun '13	132.2	135.0	75.7
Jul '13	132.2	135.0	75.7
Jun '13	132.9	135.7	79.2
May '13	134.4	137.2	81.0
Apr '13	135.9	138.7	81.4
Mar '13	138.5	141.3	80.4
Feb '13	138.1	140.9	76.9
Jan '13	133.7	136.5	74.6
Dec '12	134.0	136.7	69.2
Nov '12	132.0	134.8	71.5
Oct '12	133.1	137.0	72.9

Information collected by Yukon Bureau of Statistics
for the Department of Energy, Mines and Resources.

Next release: November 26th, 2015



Additional information:
Government of Yukon
Executive Council Office
Bureau of Statistics (A-8C)
Box 2703, Whitehorse, Yukon Y1A 2C6
Telephone: (867) 667-5640; Fax: (867) 393-6203
Email: ybsinfo@gov.yk.ca
website: <http://www.eco.gov.yk.ca/stats/>