

1

Retail Motor Fuel Prices in the Yukon

Average prices as of September 23rd, 2009

	Self-serve		
	regular	premium	diesel
Whitehorse	102.6	110.6	101.8
Beaver Creek	119.9	129.9	116.9
Carcross	109.9	124.9	111.9
Carmacks	120.9	125.9	112.9
Dawson City	127.7	135.8	123.4
Destruction Bay	116.9	126.9	113.9
Haines Junction	112.6	121.9	112.3
Mayo	124.0	129.0	121.5
Pelly Crossing	124.9	-	119.9
Ross River	125.0	-	122.0
Tagish	110.4	121.8	111.4
Teslin	109.4	112.9	102.4
Watson Lake	118.9	124.9	105.9

	Full-serve			
	regular	premium	diesel	propane
Whitehorse	106.9	113.2	109.6	89.2
Burwash Landing	123.0	-	117.0	-
Dawson City	-	-	-	120.0
Destruction Bay	-	-	-	105.9
Haines Junction	111.9	-	111.9	99.0
Mayo	126.9	-	125.9	105.5
Tagish	-	-	-	98.0
Teslin	-	-	-	100.0
Watson Lake	-	-	109.9	120.9

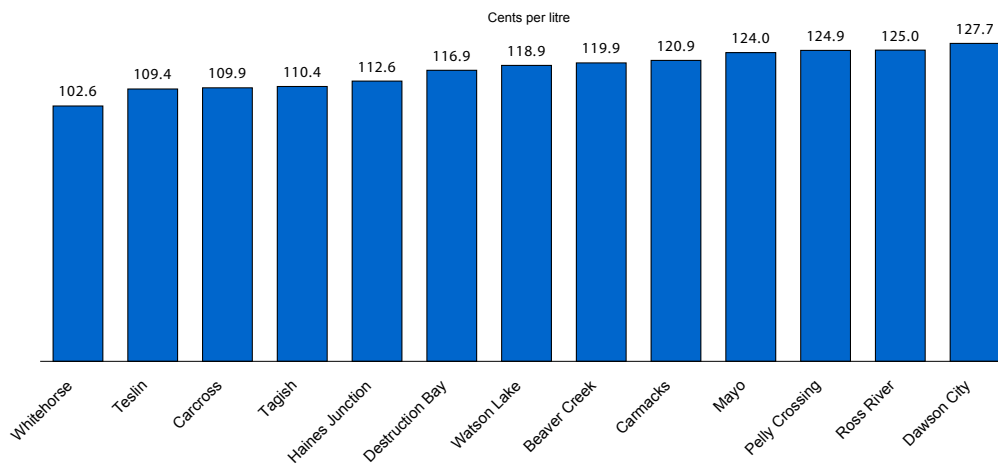
Current average gasoline prices for regular self-serve in the Yukon range from 102.6¢ per litre in Whitehorse to 127.7¢ per litre in Dawson City. The price for premium self-serve ranges from 110.6¢ per litre in Whitehorse to 135.8¢ per litre in Dawson City. The lowest price for self-serve diesel is in Whitehorse—101.8¢ per litre.

For full-serve regular gasoline, the average price ranges from 106.9¢ per litre in Whitehorse to 126.9¢ per litre in Mayo. The price for full-serve diesel ranges from 109.6¢ per litre in Whitehorse to 125.9¢ per litre in Mayo. In Haines Junction, self-serve regular gasoline and diesel cost more than full-serve.

Whitehorse had the lowest price for propane, at 89.2¢ per litre, while Watson Lake had the highest, at 120.9¢ per litre.

Note: All prices are Canadian cents per litre, including all applicable taxes.
 “-” Indicates this service was not available in this community at this time.
 “N/A” indicates this information was not available for the reporting period.

Average Retail Gasoline Prices Regular Self-serve — September 23rd, 2009



2

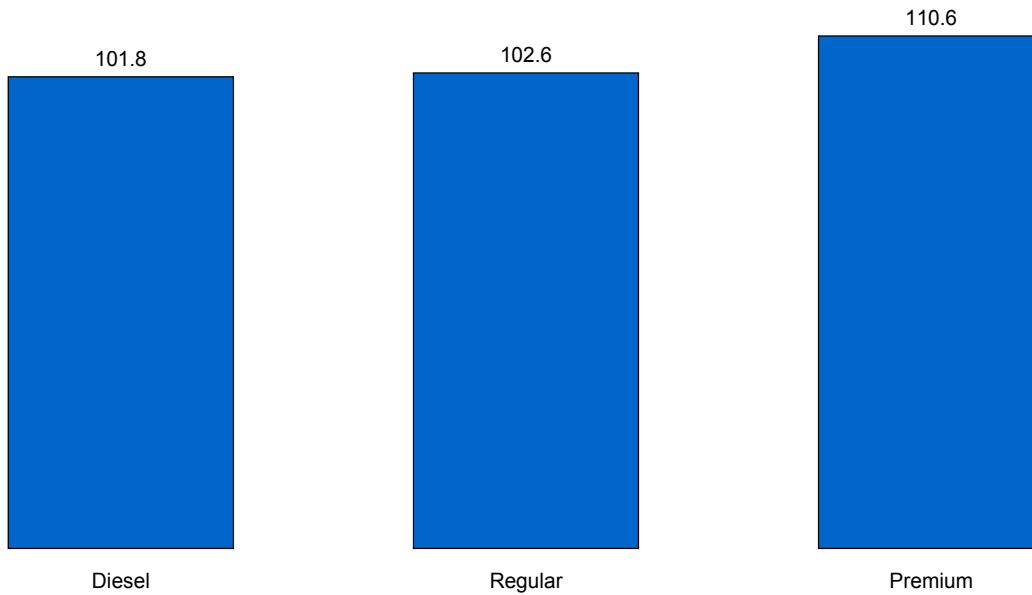
Retail Motor Fuel Prices — Whitehorse

	Self-serve		
	regular	premium	diesel
23-Sep-09	102.6	110.6	101.8
9-Sep-09	102.4	110.7	103.3
26-Aug-09	103.4	111.0	102.5
12-Aug-09	103.7	112.2	102.4
29-Jul-09	102.3	110.5	101.6
15-Jul-09	103.4	110.8	102.1
2-Jul-09	109.5	115.2	102.0
17-Jun-09	107.7	114.0	100.9
3-Jun-09	102.7	109.2	98.0
20-May-09	99.5	105.9	97.5
6-May-09	98.3	105.3	97.9
22-Apr-09	98.4	106.5	99.0
8-Apr-09	98.4	105.0	99.2
25-Mar-09	98.4	105.0	98.9
11-Mar-09	98.4	105.2	99.1
25-Feb-09	97.1	103.7	105.6
11-Feb-09	89.7	95.0	106.9
28-Jan-09	86.2	92.5	106.3
14-Jan-09	85.4	92.9	105.8
31-Dec-08	86.8	93.9	109.1
17-Dec-08	89.1	96.1	110.0
3-Dec-08	93.6	100.8	117.8
19-Nov-08	103.7	110.3	126.7
5-Nov-08	110.6	116.8	132.0
22-Oct-08	121.5	130.0	137.5
8-Oct-08	130.8	137.2	140.8
24-Sep-08	139.7	145.3	142.1
10-Sep-08	139.4	145.5	143.5
August '08	140.5	146.6	147.1
July '08	145.1	150.9	152.6
June '08	142.7	148.3	147.8
May '08	136.8	142.5	141.4
April '08	123.6	129.9	133.7
March '08	120.2	126.0	126.6
February '08	115.6	121.7	119.6
January '08	115.7	121.4	119.6
December '07	116.2	122.1	119.9
November '07	115.6	122.2	113.0
October '07	116.4	122.5	109.1
September '07	119.9	124.0	109.1
August '07	119.8	124.9	108.9
July '07	119.8	124.9	108.5
June '07	120.1	124.9	107.7
May '07	115.3	120.2	108.2
April '07	109.5	114.7	108.4
March '07	104.7	110.6	106.3
February '07	97.4	102.8	103.1
January '07	99.1	105.1	106.3

	Full-serve			
	regular	premium	diesel	propane
	106.9	113.2	109.6	89.2
	106.9	113.2	109.6	87.9
	107.9	114.2	109.6	87.9
	104.6	110.9	107.6	87.9
	104.9	113.9	108.9	87.9
	108.9	115.9	109.6	87.9
	110.9	117.9	108.3	87.9
	108.2	113.7	106.2	87.1
	104.4	109.9	103.9	87.1
	99.7	106.2	103.9	88.4
	99.7	106.2	103.9	88.4
	99.9	106.2	103.9	90.1
	99.2	107.2	105.6	90.2
	98.7	106.4	102.9	91.6
	98.7	106.4	105.9	92.6
	98.6	106.4	109.4	93.6
	90.8	99.9	109.4	90.3
	89.3	99.7	109.4	90.8
	87.3	97.7	108.4	88.1
	88.8	98.9	112.4	88.1
	89.8	106.4	117.4	88.1
	97.1	112.2	128.7	89.3
	108.3	126.9	135.7	93.9
	112.0	129.4	141.9	96.4
	127.1	137.9	140.2	94.9
	136.3	142.7	146.2	100.9
	142.8	147.6	148.3	102.4
	141.5	146.9	147.6	102.4
	143.1	148.6	151.8	104.4
	145.7	151.7	154.7	106.2
	143.0	149.1	148.8	103.1
	137.8	144.9	142.2	101.8
	123.6	130.8	137.1	93.8
	120.5	128.6	127.9	92.6
	117.5	125.3	122.3	92.6
	117.5	125.6	120.8	91.8
	117.8	128.9	123.2	90.2
	117.1	127.9	115.1	85.3
	119.1	128.9	113.3	86.3
	122.4	127.9	111.9	82.3
	121.8	127.7	111.9	80.9
	121.8	125.9	111.9	80.9
	121.8	128.6	111.9	80.9
	116.5	124.1	112.8	80.9
	110.5	119.2	110.7	79.9
	104.8	114.7	108.8	79.9
	97.8	110.1	102.9	79.2
	98.9	108.6	102.9	78.9

Retail Motor Fuel Prices — Whitehorse

**Average Self-serve, as of September 23rd, 2009
(cents per litre)**



**Average Full-serve, as of September 23rd, 2009
(cents per litre)**



3

Retail Motor Fuel Prices — Carmacks

	Self-serve			Full-serve
	regular	premium	diesel	propane
23-Sep-09	120.9	125.9	112.9	-
9-Sep-09	120.9	125.9	112.9	-
26-Aug-09	120.9	125.9	111.9	-
12-Aug-09	120.9	125.9	111.9	-
29-Jul-09	113.9	118.4	106.9	-
15-Jul-09	115.9	121.4	107.9	-
2-Jul-09	121.9	127.9	108.9	-
17-Jun-09	115.9	122.4	108.9	-
3-Jun-09	112.9	117.4	108.9	-
20-May-09	112.9	117.4	108.9	-
6-May-09	112.9	117.4	108.5	-
22-Apr-09	112.9	117.4	108.5	-
8-Apr-09	112.9	117.4	106.9	-
25-Mar-09	102.9	106.9	107.4	-
11-Mar-09	102.9	106.9	107.4	-
25-Feb-09	102.9	106.9	107.4	-
11-Feb-09	97.9	103.4	113.4	-
28-Jan-09	95.4	102.9	115.9	-
14-Jan-09	92.9	99.9	115.9	-
31-Dec-08	92.9	108.9	115.9	-
17-Dec-08	92.9	117.9	126.9	-
3-Dec-08	102.9	112.9	128.9	-
19-Nov-08	115.9	124.4	144.9	-
5-Nov-08	129.9	138.4	147.4	-
22-Oct-08	144.9	156.4	156.9	-
8-Oct-08	149.9	159.4	159.9	-
24-Sep-08	153.9	160.9	162.4	-
10-Sep-08	153.9	160.9	162.4	-
August '08	153.9	160.9	162.4	-
July '08	157.4	166.2	166.2	-
June '08	151.9	158.7	160.9	-
May '08	142.9	150.2	148.9	-
April '08	129.9	137.4	142.4	-
March '08	129.9	139.4	142.4	115.0
February '08	125.9	134.9	137.9	102.0
January '08	125.9	134.9	137.9	97.0
December '07	125.9	134.9	135.9	98.0
November '07	122.9	131.7	128.7	93.5
October '07	125.9	135.4	122.9	97.0
September '07	125.9	135.4	121.4	97.0
August '07	125.6	135.4	121.4	97.0
July '07	125.4	135.4	120.7	96.5
June '07	129.9	138.9	121.4	96.0
May '07	129.9	137.2	121.4	92.0
April '07	119.9	126.4	119.9	91.5
March '07	115.4	122.7	112.7	93.5
February '07	106.9	116.4	111.9	94.0
January '07	115.9	132.4	111.4	94.0

4

Retail Motor Fuel Prices — Dawson City

	Self-serve			Full-serve		
	regular	premium	diesel	regular	diesel	propane
23-Sep-09	127.7	135.8	123.4	-	-	120.0
9-Sep-09	127.9	135.8	123.4	-	-	120.0
26-Aug-09	127.6	135.6	123.4	-	-	120.0
12-Aug-09	128.4	135.6	123.0	-	-	120.0
29-Jul-09	128.4	134.7	123.0	-	-	114.9
15-Jul-09	129.6	135.6	122.8	-	-	120.0
2-Jul-09	130.0	135.6	122.3	-	-	120.0
17-Jun-09	130.2	135.6	124.0	-	-	120.0
3-Jun-09	126.8	132.7	122.3	-	-	114.9
20-May-09	124.5	129.3	127.8	-	-	114.9
6-May-09	121.5	129.3	128.3	-	-	114.9
22-Apr-09	120.7	127.7	129.5	-	-	114.9
8-Apr-09	120.7	132.3	129.5	-	-	114.9
25-Mar-09	120.7	132.3	129.5	-	-	114.9
11-Mar-09	117.0	134.3	129.3	-	-	114.9
25-Feb-09	116.8	134.3	132.5	-	-	115.0
11-Feb-09	114.0	139.3	138.3	-	-	115.0
28-Jan-09	114.0	146.0	138.3	-	-	115.0
14-Jan-09	122.5	152.7	144.5	-	-	118.0
31-Dec-08	125.0	152.7	147.0	-	-	118.0
17-Dec-08	127.0	159.5	149.7	-	-	N/A
3-Dec-08	141.3	155.0	154.3	-	-	120.0
19-Nov-08	147.6	158.3	160.0	-	-	120.0
5-Nov-08	151.3	161.9	160.2	-	-	120.0
22-Oct-08	155.0	161.9	165.4	-	-	120.0
8-Oct-08	164.6	174.1	169.4	-	-	120.0
24-Sep-08	168.6	173.6	169.5	-	-	120.0
10-Sep-08	168.6	173.7	171.2	-	-	120.0
August '08	170.1	175.2	173.8	-	-	126.0
July '08	169.8	175.3	175.7	-	-	126.3
June '08	164.5	170.6	171.4	-	-	121.0
May '08	160.5	164.7	163.7	-	-	121.0
April '08	148.7	152.4	154.8	-	-	117.0
March '08	143.3	148.1	143.1	-	-	99.9
February '08	140.1	146.7	138.2	-	-	99.9
January '08	139.6	146.9	138.5	-	-	99.9
December '07	138.3	146.6	137.7	-	-	99.9
November '07	139.7	147.3	136.1	-	-	99.9
October '07	139.7	147.3	135.0	-	-	99.9
September '07	140.4	147.5	134.1	-	-	99.9
August '07	140.8	147.5	134.5	-	-	99.9
July '07	141.1	147.5	134.6	-	-	97.9
June '07	142.1	147.2	133.9	-	-	97.9
May '07	140.1	146.9	134.2	-	-	97.9
April '07	132.6	140.1	131.1	-	-	97.9
March '07	125.1	132.8	130.5	-	-	97.9
February '07	121.9	129.1	129.1	-	-	97.9
January '07	122.0	127.9	126.8	-	-	97.9

5

Retail Motor Fuel Prices — Haines Junction

	Self-serve			Full-serve		
	regular	premium	diesel	regular	diesel	propane
23-Sep-09	112.6	121.9	112.3	111.9	111.9	99.0
9-Sep-09	112.6	121.9	112.3	111.9	111.9	99.0
26-Aug-09	112.6	120.4	109.6	111.9	107.9	99.0
12-Aug-09	112.9	120.4	109.6	108.9	107.9	99.0
29-Jul-09	110.3	120.4	109.6	108.9	107.9	99.0
15-Jul-09	111.9	120.9	109.6	108.9	107.9	99.0
2-Jul-09	115.9	124.4	109.9	114.9	105.9	99.0
17-Jun-09	113.9	124.4	110.6	114.9	105.9	99.0
3-Jun-09	111.9	121.4	109.3	108.9	101.9	99.0
20-May-09	109.3	121.4	109.3	103.9	105.9	108.9
6-May-09	107.6	118.4	109.3	103.9	105.9	108.9
22-Apr-09	111.9	118.4	112.4	103.9	105.9	108.9
8-Apr-09	111.9	118.4	112.4	103.9	105.9	108.9
25-Mar-09	103.9	105.9	108.9	103.9	105.9	108.9
11-Mar-09	103.9	108.9	104.9	103.9	105.9	108.9
25-Feb-09	103.9	108.9	111.9	104.9	95.5	108.9
11-Feb-09	92.9	97.9	111.9	90.9	108.9	108.9
28-Jan-09	90.9	95.9	111.9	90.9	108.9	108.9
14-Jan-09	90.9	95.9	111.9	90.9	116.9	108.9
31-Dec-08	90.9	95.9	111.9	94.9	116.9	108.9
17-Dec-08	94.9	99.9	116.9	94.9	116.9	108.9
3-Dec-08	99.9	104.9	121.9	99.9	131.9	108.9
19-Nov-08	107.9	112.9	127.9	117.9	134.9	108.9
5-Nov-08	115.9	129.0	131.9	126.9	139.9	108.9
22-Oct-08	124.0	128.9	141.5	135.9	142.9	108.9
8-Oct-08	145.7	152.6	147.3	135.9	142.9	108.9
24-Sep-08	146.0	153.5	147.3	142.9	147.9	108.9
10-Sep-08	147.3	155.9	150.9	142.9	147.9	108.9
August '08	151.6	161.1	155.5	142.9	149.9	108.9
July '08	154.1	163.0	160.0	148.9	158.2	108.9
June '08	149.5	158.9	156.0	143.9	153.4	107.4
May '08	145.8	155.1	149.3	140.9	151.9	105.9
April '08	129.5	138.5	140.4	126.9	133.9	105.9
March '08	124.0	132.5	125.5	117.9	120.9	92.9
February '08	117.7	122.9	121.2	117.9	120.9	92.9
January '08	117.5	122.9	121.5	117.9	120.9	92.9
December '07	121.3	130.4	122.9	117.9	116.9	92.9
November '07	122.4	130.4	119.4	117.9	116.9	83.9
October '07	122.6	131.6	119.3	120.4	116.9	83.9
September '07	125.0	133.8	119.4	122.9	116.9	83.9
August '07	125.7	134.6	119.4	122.9	116.9	83.9
July '07	125.7	134.6	119.4	122.9	116.9	83.9
June '07	125.7	134.6	119.4	122.9	116.9	79.5
May '07	124.2	133.6	118.8	119.9	116.9	79.5
April '07	119.3	128.8	117.9	114.4	115.4	79.5
March '07	108.2	115.9	109.3	108.9	110.4	79.5
February '07	106.7	114.4	108.6	105.9	115.9	79.5
January '07	106.4	114.2	111.3	105.9	115.9	79.5

6

Retail Motor Fuel Prices — Mayo

	Self-serve			Full-serve			
	regular	premium	diesel	regular	premium	diesel	propane
23-Sep-09	124.0	129.0	121.5	126.9	-	125.9	105.5
9-Sep-09	124.0	129.0	121.5	126.9	-	117.9	105.5
26-Aug-09	122.0	129.0	121.5	126.9	-	117.9	105.5
12-Aug-09	122.0	129.0	121.5	126.9	-	117.9	105.5
29-Jul-09	122.0	129.0	121.5	126.9	-	117.9	105.5
15-Jul-09	122.0	129.0	121.5	123.9	-	117.9	105.5
2-Jul-09	122.0	129.0	121.5	123.9	-	117.9	105.5
17-Jun-09	113.0	114.0	119.0	123.9	-	126.9	105.5
3-Jun-09	113.0	114.0	119.0	123.9	-	126.9	105.5
20-May-09	110.5	114.0	121.5	123.9	-	119.9	119.0
6-May-09	110.5	114.0	121.5	123.9	-	119.9	115.9
22-Apr-09	110.5	114.0	121.5	123.9	-	135.9	115.9
8-Apr-09	110.5	114.0	121.5	123.9	-	125.9	115.9
25-Mar-09	108.0	114.0	120.0	122.9	-	128.9	115.9
11-Mar-09	107.5	113.0	127.5	118.9	-	129.9	129.0
25-Feb-09	107.5	113.0	129.0	123.9	-	135.9	129.0
11-Feb-09	106.0	113.0	130.0	112.9	-	135.9	129.0
28-Jan-09	106.0	113.0	131.5	112.9	-	135.9	129.0
14-Jan-09	111.0	113.0	131.5	112.9	-	135.9	129.0
31-Dec-08	115.0	N/A	138.0	112.9	-	135.9	129.0
17-Dec-08	123.5	123.0	147.5	112.9	-	135.9	129.0
3-Dec-08	132.5	141.0	147.5	138.9	-	160.9	129.0
19-Nov-08	137.0	141.0	151.5	138.9	-	160.9	129.0
5-Nov-08	151.5	157.0	156.5	138.9	-	160.9	129.0
22-Oct-08	155.5	157.0	158.0	153.9	-	166.9	129.0
8-Oct-08	161.0	167.0	158.0	166.9	-	166.9	129.0
24-Sep-08	162.5	167.0	159.5	169.9	-	169.9	129.0
10-Sep-08	162.5	167.0	159.5	166.9	-	166.9	129.0
August '08	165.5	169.5	163.0	169.9	-	179.1	129.0
July '08	165.2	172.0	163.2	169.2	-	170.4	120.7
June '08	158.0	168.5	157.8	161.9	-	159.9	114.2
May '08	153.5	165.0	150.5	154.9	-	159.9	99.2
April '08	143.5	150.0	140.0	149.9	-	159.9	99.2
March '08	138.5	144.0	132.8	139.9	-	138.5	99.2
February '08	136.9	140.9	128.9	139.9	-	138.5	99.2
January '08	136.9	140.9	128.9	139.9	-	138.5	99.2
December '07	136.9	140.9	128.9	139.9	-	130.7	96.1
November '07	136.9	140.9	128.9	139.9	-	126.0	99.2
October '07	136.9	140.9	128.9	139.9	-	122.9	99.2
September '07	136.9	140.9	128.9	138.0	-	125.5	99.2
August '07	136.9	140.9	128.9	138.0	-	125.5	99.2
July '07	136.9	140.9	128.9	134.9	-	123.4	99.2
June '07	136.9	140.9	128.9	137.4	-	123.2	99.2
May '07	132.9	132.9	124.9	128.2	-	125.2	92.3
April '07	128.9	132.9	120.9	118.8	-	122.9	92.3
March '07	120.9	132.9	120.9	117.4	-	122.9	92.3
February '07	120.9	132.9	120.9	113.9	-	122.9	92.3
January '07	120.9	132.9	127.9	115.1	-	121.2	92.3

7

Retail Motor Fuel Prices — Teslin

	Self-serve			Full-serve
	regular	premium	diesel	propane
23-Sep-09	109.4	112.9	102.4	100.0
9-Sep-09	109.4	112.9	102.4	100.0
26-Aug-09	110.9	114.9	102.9	100.0
12-Aug-09	108.4	110.9	99.4	100.0
29-Jul-09	107.9	110.9	98.9	100.0
15-Jul-09	109.4	112.9	99.4	100.0
2-Jul-09	110.9	112.9	101.4	110.0
17-Jun-09	109.4	112.9	99.4	110.0
3-Jun-09	106.4	108.9	99.4	110.0
20-May-09	101.4	104.9	99.4	115.9
6-May-09	98.4	102.9	98.4	115.9
22-Apr-09	98.4	102.9	98.4	115.9
8-Apr-09	98.4	100.9	98.4	115.9
25-Mar-09	97.9	102.9	97.4	115.9
11-Mar-09	98.4	102.9	102.9	115.9
25-Feb-09	98.4	102.9	107.9	115.9
11-Feb-09	90.9	89.9	108.4	115.9
28-Jan-09	86.9	89.9	108.4	115.9
14-Jan-09	86.9	92.9	109.4	115.9
31-Dec-08	86.9	89.9	110.4	115.9
17-Dec-08	89.9	93.9	115.4	115.9
3-Dec-08	98.4	101.9	122.4	115.9
19-Nov-08	107.4	110.9	128.9	115.0
5-Nov-08	120.4	118.9	133.9	115.0
22-Oct-08	129.9	133.9	144.4	115.9
8-Oct-08	137.4	138.9	144.4	115.9
24-Sep-08	141.4	143.0	146.9	115.0
10-Sep-08	141.4	143.9	147.4	115.9
August '08	143.4	146.9	150.9	115.9
July '08	146.9	150.2	154.6	113.3
June '08	142.7	146.4	150.7	112.5
May '08	138.2	141.4	143.4	105.0
April '08	125.4	127.9	135.9	100.0
March '08	119.9	124.9	127.2	90.0
February '08	115.9	121.9	120.9	90.0
January '08	115.9	121.9	120.9	90.0
December '07	115.9	121.9	120.9	90.0
November '07	116.7	121.9	114.2	90.0
October '07	118.8	123.9	108.3	90.0
September '07	121.9	126.9	112.4	90.0
August '07	121.9	126.9	111.4	90.0
July '07	121.9	126.9	111.4	90.0
June '07	121.4	125.9	111.4	90.0
May '07	116.7	119.9	109.9	90.0
April '07	109.4	113.9	107.9	90.0
March '07	100.9	103.9	104.8	90.0
February '07	98.9	103.9	106.4	90.0
January '07	101.1	105.9	109.6	90.0

8

Retail Motor Fuel Prices — Watson Lake

	Self-serve			Full-serve		
	regular	premium	diesel	regular	diesel	propane
23-Sep-09	118.9	124.9	105.9	-	109.9	120.9
9-Sep-09	118.9	124.9	105.9	-	109.9	120.9
26-Aug-09	118.9	124.9	105.9	-	109.9	120.9
12-Aug-09	120.9	126.4	107.9	-	109.9	120.9
29-Jul-09	118.9	124.9	107.9	-	109.9	120.9
15-Jul-09	118.9	124.9	107.9	-	109.9	120.9
2-Jul-09	117.9	124.9	109.9	-	104.9	120.9
17-Jun-09	115.9	123.4	103.9	-	104.9	117.6
3-Jun-09	103.4	117.9	101.9	-	104.9	125.9
20-May-09	107.4	114.9	101.4	-	104.9	125.9
6-May-09	105.4	113.4	102.9	-	159.9	125.9
22-Apr-09	105.9	113.9	102.9	-	159.9	126.4
8-Apr-09	105.9	113.9	102.9	-	159.9	126.4
25-Mar-09	105.9	113.9	99.9	-	159.9	126.4
11-Mar-09	105.9	113.9	99.9	-	159.9	126.4
25-Feb-09	99.9	108.9	105.9	-	159.9	126.4
11-Feb-09	103.9	112.9	105.9	-	159.9	126.4
28-Jan-09	99.9	108.9	106.9	-	159.9	126.4
14-Jan-09	99.9	109.9	118.9	-	159.9	126.4
31-Dec-08	104.9	114.9	118.9	-	159.9	126.4
17-Dec-08	109.9	119.9	129.9	-	159.9	126.4
3-Dec-08	109.9	119.9	129.9	-	159.9	126.4
19-Nov-08	116.9	126.9	136.9	-	159.9	126.4
5-Nov-08	123.9	133.9	140.9	-	159.9	126.4
22-Oct-08	133.9	143.9	140.9	-	159.9	126.4
8-Oct-08	138.9	153.9	142.9	-	159.9	126.4
24-Sep-08	146.4	155.9	146.9	-	159.9	122.2
10-Sep-08	147.9	157.9	147.9	-	159.9	118.9
August '08	150.2	158.7	150.9	-	159.9	118.9
July '08	152.2	159.8	156.6	-	159.9	118.8
June '08	147.4	154.4	155.2	-	154.9	118.3
May '08	142.7	149.9	149.4	-	143.9	113.0
April '08	137.4	145.4	143.4	-	139.9	107.8
March '08	130.4	138.9	137.9	-	127.4	94.7
February '08	127.9	135.9	130.9	-	120.9	89.9
January '08	126.9	138.6	131.9	-	120.9	89.9
December '07	125.4	135.2	132.9	-	120.9	89.9
November '07	121.2	132.4	119.7	-	120.9	89.9
October '07	121.4	133.4	115.9	-	120.9	89.9
September '07	120.9	133.2	116.9	-	120.9	89.9
August '07	124.1	132.7	115.8	-	120.9	89.9
July '07	123.7	132.1	115.2	-	120.9	89.9
June '07	125.7	133.4	115.7	-	120.9	89.9
May '07	123.3	129.3	115.6	-	120.9	89.9
April '07	114.6	121.3	114.9	119.9	120.9	89.9
March '07	109.9	117.2	110.6	116.9	113.9	89.9
February '07	109.9	117.6	111.5	116.9	113.9	89.9
January '07	109.9	118.6	113.1	116.9	117.9	89.9

9

Retail Motor Fuel Prices — Other Yukon Communities

Beaver Creek Self-serve			
	regular	premium	diesel
23-Sep-09	119.9	129.9	116.9
9-Sep-09	119.9	129.9	116.9
26-Aug-09	119.9	129.9	112.9
12-Aug-09	119.9	129.9	112.9
29-Jul-09	119.9	124.9	112.9
15-Jul-09	119.9	124.9	112.9
2-Jul-09	119.5	124.9	110.9
17-Jun-09	117.0	124.9	110.9
3-Jun-09	113.9	118.9	106.9
20-May-09	113.9	118.9	106.9
6-May-09	108.9	113.9	106.9
22-Apr-09	108.9	113.9	110.9
8-Apr-09	108.9	113.9	110.9
25-Mar-09	108.9	113.9	110.9
11-Mar-09	108.9	113.9	110.9
25-Feb-09	108.9	113.9	116.9
11-Feb-09	95.9	100.9	116.9
28-Jan-09	95.9	100.9	116.9
14-Jan-09	95.9	100.9	116.9
31-Dec-08	99.9	104.9	121.9
17-Dec-08	99.9	104.9	121.9
3-Dec-08	104.9	109.9	127.9
19-Nov-08	118.9	123.9	140.9
5-Nov-08	129.9	134.9	145.9
22-Oct-08	137.9	142.9	151.9
8-Oct-08	148.9	153.9	152.9
24-Sep-08	152.9	157.9	152.9
10-Sep-08	152.9	157.9	158.9
Aug '08	152.9	157.9	158.9
Jul '08	158.2	165.9	167.6
Jun '08	153.4	158.9	162.9
May '08	150.9	155.9	156.9
Apr '09	135.9	140.9	143.9
Mar '08	133.9	138.9	134.9
Feb '08	128.9	133.9	126.9
Jan '08	128.9	133.9	126.9
Dec '07	128.9	133.9	126.9
Nov '07	128.9	133.9	122.9
Oct '07	128.9	133.9	122.9
Sep '07	130.1	133.9	123.7
Aug '07	131.3	133.9	124.4
Jul '07	131.3	133.9	122.9
Jun '07	130.8	133.9	124.0
May '07	129.5	132.4	124.0
Apr '07	126.9	128.4	124.4
Mar '07	124.6	120.9	121.2
Feb '07	123.3	120.9	120.4
Jan '07	123.3	120.9	123.9

Burwash Landing Full-serve		
	regular	diesel
23-Sep-09	123.0	117.0
9-Sep-09	123.0	117.0
26-Aug-09	119.9	109.9
12-Aug-09	119.9	109.9
29-Jul-09	119.9	109.9
15-Jul-09	119.9	109.9
2-Jul-09	123.9	109.9
17-Jun-09	123.9	109.9
3-Jun-09	113.9	109.9
20-May-09	107.9	109.9
6-May-09	107.9	107.9
22-Apr-09	-	-
8-Apr-09	-	-
25-Mar-09	-	-
11-Mar-09	-	-
25-Feb-09	-	-
11-Feb-09	-	-
28-Jan-09	-	-
14-Jan-09	-	-
31-Dec-08	-	-
17-Dec-08	-	-
3-Dec-08	-	-
19-Nov-08	-	-
5-Nov-08	-	-
22-Oct-08	-	-
8-Oct-08	-	-
24-Sep-08	149.9	148.9
10-Sep-08	149.9	148.9
Aug '08	155.9	165.9
Jul '08	158.9	165.9
Jun '08	153.9	165.9
May '08	143.9	150.9
Apr '09	N/A	N/A
Mar '08	N/A	N/A
Feb '08	N/A	N/A
Jan '08	129.9	129.9
Dec '07	129.0	127.0
Nov '07	N/A	N/A
Oct '07	129.9	127.9
Sep '07	129.9	127.4
Aug '07	129.9	126.9
Jul '07	127.9	126.9
Jun '07	126.9	126.9
May '07	121.9	121.9
Apr '07	N/A	N/A
Mar '07	N/A	N/A
Feb '07	106.9	109.9
Jan '07	106.9	109.9

Retail Motor Fuel Prices — Other Yukon Communities

	Carcross Self-serve		
	regular	premium	diesel
23-Sep-09	109.9	124.9	111.9
9-Sep-09	109.9	124.9	111.9
26-Aug-09	109.9	124.9	111.9
12-Aug-09	114.9	124.9	111.9
29-Jul-09	114.9	124.9	111.9
15-Jul-09	114.9	124.9	111.9
2-Jul-09	114.9	124.9	111.9
17-Jun-09	114.9	124.9	111.9
3-Jun-09	114.9	124.9	111.9
20-May-09	114.9	124.9	119.9
6-May-09	108.9	118.9	119.9
22-Apr-09	108.9	118.9	119.9
8-Apr-09	108.9	118.9	119.9
25-Mar-09	108.9	118.9	119.9
11-Mar-09	108.9	113.9	119.9
25-Feb-09	108.9	113.9	119.9
11-Feb-09	105.9	114.9	119.9
28-Jan-09	99.9	109.9	119.9
14-Jan-09	95.9	105.9	114.9
31-Dec-08	109.9	129.9	129.9
17-Dec-08	109.9	129.9	129.9
3-Dec-08	109.9	129.9	129.9
19-Nov-08	109.9	129.9	129.9
5-Nov-08	129.9	139.9	135.9
22-Oct-08	129.9	133.9	135.9
8-Oct-08	136.9	149.9	147.9
24-Sep-08	136.9	149.9	147.9
10-Sep-08	145.9	149.9	149.9
Aug '08	145.9	149.9	153.5
Jul '08	149.9	154.9	159.9
Jun '08	149.9	157.4	159.9
May '08	147.4	153.9	153.9
Apr '09	132.4	139.4	143.9
Mar '08	124.5	131.4	134.0
Feb '08	119.9	129.9	121.9
Jan '08	119.9	124.9	121.9
Dec '07	119.9	127.4	120.9
Nov '07	115.0	124.9	117.9
Oct '07	121.3	127.4	116.4
Sep '07	124.2	129.9	114.9
Aug '07	124.9	129.9	114.9
Jul '07	129.9	136.9	121.9
Jun '07	129.9	136.9	121.9
May '07	124.9	134.9	121.9
Apr '07	115.9	125.9	121.9
Mar '07	110.9	120.9	118.4
Feb '07	105.9	115.9	114.9
Jan '07	105.6	125.2	114.9

	Destruction Bay Self-serve			Full-serve
	regular	premium	diesel	propane
23-Sep-09	116.9	126.9	113.9	105.9
9-Sep-09	116.9	126.9	113.9	105.9
26-Aug-09	116.9	126.9	109.9	105.9
12-Aug-09	116.9	126.9	109.9	105.9
29-Jul-09	116.9	126.9	109.9	105.9
15-Jul-09	116.9	121.9	109.9	105.9
2-Jul-09	116.9	121.9	107.9	155.9
17-Jun-09	116.9	121.9	107.9	155.9
3-Jun-09	110.9	115.9	103.9	155.9
20-May-09	110.9	115.9	103.9	155.9
6-May-09	105.9	110.9	103.9	155.9
22-Apr-09	105.9	110.9	107.9	155.9
8-Apr-09	105.9	110.9	107.9	155.9
25-Mar-09	105.9	110.9	107.9	155.9
11-Mar-09	105.9	110.9	107.9	155.9
25-Feb-09	105.9	109.9	113.9	155.9
11-Feb-09	98.9	103.9	113.9	155.9
28-Jan-09	92.9	97.9	113.9	155.9
14-Jan-09	92.9	97.9	113.9	155.9
31-Dec-08	92.9	97.9	113.9	155.9
17-Dec-08	96.9	101.9	118.9	155.9
3-Dec-08	101.9	106.9	123.9	155.9
19-Nov-08	112.9	117.9	132.9	155.9
5-Nov-08	120.9	125.9	136.9	155.9
22-Oct-08	128.9	133.9	142.9	160.0
8-Oct-08	136.9	141.9	146.9	160.0
24-Sep-08	146.9	151.9	146.9	155.9
10-Sep-08	146.9	151.9	152.9	106.9
Aug '08	146.9	151.9	152.9	106.9
Jul '08	147.9	156.2	161.6	109.0
Jun '08	148.4	153.4	156.9	106.9
May '08	147.0	149.0	150.5	106.9
Apr '09	131.4	138.9	139.9	106.9
Mar '08	130.9	135.9	131.9	106.9
Feb '08	125.9	130.9	123.9	106.9
Jan '08	125.9	130.9	123.9	106.9
Dec '07	125.9	130.9	123.9	106.9
Nov '07	125.9	130.9	119.9	106.9
Oct '07	125.9	130.9	119.9	106.9
Sep '07	125.9	130.9	119.9	106.9
Aug '07	125.9	130.9	119.9	106.9
Jul '07	125.9	130.9	119.9	106.9
Jun '07	125.9	130.9	119.9	106.9
May '07	122.9	130.4	119.9	108.4
Apr '07	117.4	126.4	119.9	109.9
Mar '07	112.4	121.4	113.4	108.4
Feb '07	109.9	119.9	111.9	106.9
Jan '07	109.9	117.9	118.9	106.9

Retail Motor Fuel Prices — Other Yukon Communities

	Pelly Crossing Self-serve	
	regular	diesel
23-Sep-09	124.9	119.9
9-Sep-09	124.9	119.9
26-Aug-09	124.9	119.9
12-Aug-09	124.9	119.9
29-Jul-09	124.9	119.9
15-Jul-09	124.9	119.9
2-Jul-09	129.9	119.9
17-Jun-09	129.9	119.9
3-Jun-09	124.9	114.9
20-May-09	114.9	114.9
6-May-09	114.9	114.9
22-Apr-09	114.9	114.9
8-Apr-09	114.9	114.9
25-Mar-09	109.9	119.9
11-Mar-09	109.9	119.9
25-Feb-09	109.9	119.9
11-Feb-09	109.9	119.9
28-Jan-09	102.9	119.9
14-Jan-09	102.9	119.9
31-Dec-08	102.9	119.9
17-Dec-08	115.9	137.9
3-Dec-08	115.9	137.9
19-Nov-08	126.9	149.0
5-Nov-08	139.0	149.0
22-Oct-08	147.9	159.9
8-Oct-08	153.9	164.9
24-Sep-08	159.9	164.9
10-Sep-08	159.9	164.9
Aug '08	159.9	174.9
Jul '08	159.9	171.6
Jun '08	152.4	164.9
May '08	144.9	154.9
Apr '09	139.9	149.9
Mar '08	129.9	139.9
Feb '08	129.9	139.9
Jan '08	129.9	143.2
Dec '07	129.9	132.9
Nov '07	129.9	124.9
Oct '07	129.9	124.9
Sep '07	129.9	124.9
Aug '07	129.9	125.6
Jul '07	129.9	124.9
Jun '07	129.9	124.9
May '07	129.9	124.9
Apr '07	119.9	124.9
Mar '07	111.4	124.9
Feb '07	108.9	124.9
Jan '07	116.9	129.9

	Ross River Self-serve	
	regular	diesel
23-Sep-09	125.0	122.0
9-Sep-09	125.0	122.0
26-Aug-09	122.0	119.5
12-Aug-09	122.0	119.5
29-Jul-09	122.0	116.0
15-Jul-09	120.0	117.5
2-Jul-09	122.0	116.0
17-Jun-09	117.0	116.0
3-Jun-09	113.5	116.0
20-May-09	109.5	124.9
6-May-09	107.5	129.9
22-Apr-09	107.5	129.5
8-Apr-09	107.5	129.5
25-Mar-09	107.5	129.5
11-Mar-09	103.4	126.4
25-Feb-09	103.4	126.4
11-Feb-09	107.9	139.9
28-Jan-09	121.9	169.9
14-Jan-09	121.9	169.9
31-Dec-08	121.9	169.9
17-Dec-08	121.9	169.9
3-Dec-08	121.9	169.9
19-Nov-08	145.9	169.9
5-Nov-08	145.9	169.9
22-Oct-08	161.9	169.9
8-Oct-08	161.9	169.9
24-Sep-08	161.9	169.9
10-Sep-08	161.9	169.9
Aug '08	161.9	169.9
Jul '08	161.9	169.9
Jun '08	147.9	156.9
May '08	147.9	156.9
Apr '09	139.4	151.9
Mar '08	135.9	151.9
Feb '08	128.9	132.9
Jan '08	128.9	132.9
Dec '07	129.9	132.9
Nov '07	128.9	132.9
Oct '07	128.9	132.9
Sep '07	128.9	127.9
Aug '07	128.9	121.9
Jul '07	128.9	121.9
Jun '07	123.9	113.9
May '07	123.9	113.9
Apr '07	119.9	124.9
Mar '07	119.9	124.9
Feb '07	119.9	124.9
Jan '07	119.9	124.9

	Tagish Self-serve			Full-serve
	regular	premium	diesel	propane
23-Sep-09	110.4	121.8	111.4	98.0
9-Sep-09	109.9	121.8	115.9	98.0
26-Aug-09	109.9	121.8	115.9	98.0
12-Aug-09	109.9	116.8	115.9	98.0
29-Jul-09	108.4	116.8	113.9	98.0
15-Jul-09	109.9	116.8	115.4	98.0
2-Jul-09	109.9	116.8	115.4	98.0
17-Jun-09	109.8	116.8	105.8	98.0
3-Jun-09	106.9	108.8	112.4	98.0
20-May-09	104.4	106.8	111.9	98.0
6-May-09	104.4	106.8	111.9	98.0
22-Apr-09	104.4	106.8	112.4	98.0
8-Apr-09	104.4	106.8	112.4	98.0
25-Mar-09	104.4	106.8	112.4	98.0
11-Mar-09	104.4	106.8	112.4	98.0
25-Feb-09	104.4	106.8	112.4	98.0
11-Feb-09	99.9	99.8	116.4	98.0
28-Jan-09	99.9	99.8	116.4	98.0
14-Jan-09	99.9	99.8	116.4	98.0
31-Dec-08	89.9	99.8	107.8	98.0
17-Dec-08	97.9	99.8	118.4	106.0
3-Dec-08	106.9	114.8	122.9	106.0
19-Nov-08	117.2	136.8	132.4	106.0
5-Nov-08	122.4	136.8	139.4	106.0
22-Oct-08	130.9	136.8	146.4	106.0
8-Oct-08	136.9	146.8	144.9	106.0
24-Sep-08	141.4	146.8	149.9	106.0
10-Sep-08	140.9	149.8	146.4	106.0
Aug '08	144.4	149.8	151.4	106.0
Jul '08	148.1	154.8	155.9	106.0
Jun '08	145.7	150.8	152.4	106.0
May '08	140.4	141.3	145.9	106.0
Apr '09	126.4	132.3	136.4	101.0
Mar '08	122.9	127.8	127.4	96.0
Feb '08	120.4	127.8	122.4	96.0
Jan '08	121.7	127.8	124.2	88.3
Dec '07	122.4	127.8	125.9	85.0
Nov '07	124.9	N/A	118.9	89.0
Oct '07	121.4	127.8	115.9	85.0
Sep '07	122.4	127.8	115.9	85.0
Aug '07	121.7	127.8	115.4	85.0
Jul '07	121.4	127.8	114.4	85.0
Jun '07	120.7	127.8	113.9	85.0
May '07	115.4	122.3	114.4	85.0
Apr '07	111.4	116.8	112.9	85.0
Mar '07	107.4	108.8	110.9	85.0
Feb '07	104.4	104.8	110.2	85.0
Jan '07	105.2	104.8	113.7	85.0

Residential Fuel Prices in the Yukon

Average prices as of September 23rd, 2009

	Residential Heating Fuels		
	Furnace Oil	Arctic Stove Oil	Propane (500-gallon tank cost)
Whitehorse	95.2	98.8	79.7
Carmacks	98.0	101.6	89.0
Dawson City	101.1	102.9	91.1
Faro	98.2	101.9	91.1
Haines Junction	93.8	95.6	89.0
Mayo	111.9	113.7	91.1
Ross River ¹	99.2	102.9	91.1
Teslin	98.0	101.6	89.0
Watson Lake	94.2	97.7	89.0

¹Ross River was included in the Residential Fuel portion of the Fuel Survey effective November 19th, 2008.

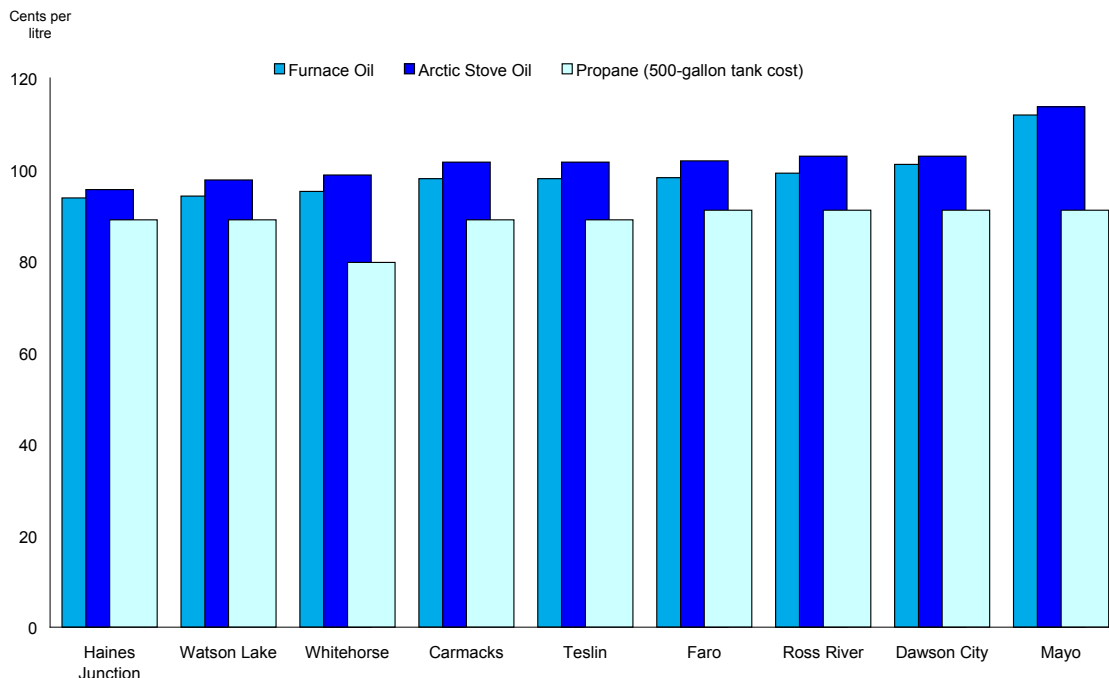
Note: All prices are Canadian cents per litre, including all applicable taxes.

“-” Indicates this service was not available in this community at this time.

Average prices for residential furnace oil in the Yukon range from 93.8¢ per litre in Haines Junction to 111.9¢ per litre in Mayo. The price of arctic stove oil varies from 95.6¢ per litre in Haines Junction to 113.7¢ per litre in Mayo. Whitehorse had the lowest propane price at 79.7¢ per litre, while Dawson City, Faro, Mayo and Ross River had the highest at 91.1¢ per litre.

Price discounts may apply to seniors, members of unions or service groups, or for quick payment. Ask your fuel supplier for details.

Average Residential Heating Fuel Prices September 23rd, 2009



Residential Heating Fuel Prices — Whitehorse

	Furnace Oil	Arctic Stove Oil	Propane (500-gallon tank cost)
23-Sep-09	95.2	98.8	79.7
9-Sep-09	94.4	98.0	78.6
26-Aug-09	95.4	98.8	78.1
12-Aug-09	91.7	95.2	78.1
29-Jul-09	91.7	95.2	78.1
15-Jul-09	97.3	101.6	78.1
2-Jul-09	94.9	98.4	82.9
17-Jun-09	93.6	96.6	80.7
3-Jun-09	86.8	90.6	80.7
20-May-09	87.0	90.3	79.7
6-May-09	84.4	87.6	79.7
22-Apr-09	88.1	91.6	82.8
8-Apr-09	87.8	91.4	85.4
25-Mar-09	86.5	90.3	88.1
11-Mar-09	86.0	89.6	94.9
25-Feb-09	86.8	90.4	94.9
11-Feb-09	94.4	98.1	94.9
28-Jan-09	94.9	99.6	93.5
14-Jan-09	95.4	99.1	91.4
31-Dec-08	94.0	95.4	89.3
17-Dec-08	97.0	100.2	89.3
3-Dec-08	107.0	110.5	87.8
19-Nov-08	115.9	119.6	91.2
5-Nov-08	124.7	128.0	93.2
22-Oct-08	129.8	133.1	94.9
8-Oct-08	133.7	137.0	94.9
24-Sep-08	131.2	134.6	97.6
10-Sep-08	134.4	138.0	96.5
August '08	135.7	139.0	97.0
July '08	142.3	145.6	98.0
June '08	139.4	142.4	97.7
May '08	130.6	133.8	94.5
April '08	125.2	128.6	92.6
March '08	118.6	121.7	90.0
February '08	109.9	113.0	87.4
January '08	110.6	113.8	85.1
December '07	113.0	116.2	80.5
November '07	106.5	109.6	77.3
October '07	99.8	103.2	73.8
September '07	99.0	102.3	73.0
August '07	97.9	101.6	72.1
July '07	95.5	99.2	70.7
June '07	95.8	99.2	70.4
May '07	97.3	100.4	70.4
April '07	99.8	103.0	69.6
March '07	98.0	101.1	68.8
February '07	96.4	99.4	68.8
January '07	98.0	101.1	67.0

12

Residential Heating Fuel Prices — Carmacks

	Furnace Oil	Arctic Stove Oil	Propane (500-gallon tank cost)
23-Sep-09	98.0	101.6	89.0
9-Sep-09	98.0	101.6	88.9
26-Aug-09	93.8	97.4	88.0
12-Aug-09	93.8	97.4	88.0
29-Jul-09	93.8	97.4	88.0
15-Jul-09	100.1	103.7	88.0
2-Jul-09	89.6	93.2	N/A
17-Jun-09	89.6	93.2	93.2
3-Jun-09	89.6	93.2	93.2
20-May-09	89.6	93.2	93.2
6-May-09	89.6	93.2	93.2
22-Apr-09	89.6	93.2	95.3
8-Apr-09	89.6	93.2	95.3
25-Mar-09	89.5	93.2	95.3
11-Mar-09	89.5	93.2	103.7
25-Feb-09	93.2	96.9	103.7
11-Feb-09	99.1	102.7	103.7
28-Jan-09	99.1	102.7	98.0
14-Jan-09	99.1	102.7	93.8
31-Dec-08	99.1	102.7	93.8
17-Dec-08	103.2	106.9	93.8
3-Dec-08	110.5	114.2	93.8
19-Nov-08	123.1	126.8	98.0
5-Nov-08	130.0	133.6	101.1
22-Oct-08	135.8	138.9	105.3
8-Oct-08	135.8	138.9	105.3
24-Sep-08	135.8	138.9	110.5
10-Sep-08	137.3	140.7	111.6
August '08	143.1	146.4	112.6
July '08	146.1	154.3	111.1
June '08	142.5	145.7	108.2
May '08	131.1	134.2	108.2
April '08	127.9	131.1	108.2
March '08	120.6	123.7	102.9
February '08	113.2	116.3	97.7
January '08	116.3	119.5	94.8
December '07	117.4	120.6	93.3
November '07	106.9	110.1	89.0
October '07	102.6	105.8	89.0
September '07	102.6	105.8	87.4
August '07	102.6	105.8	85.4
July '07	102.6	105.8	84.4
June '07	102.6	105.8	83.8
May '07	101.5	104.7	83.8
April '07	101.5	104.7	82.7
March '07	101.5	104.7	81.5
February '07	101.5	104.7	81.5
January '07	102.6	110.4	78.1

13

Residential Heating Fuel Prices — Dawson City

	Furnace Oil	Arctic Stove Oil	Propane (500-gallon tank cost)
23-Sep-09	101.1	102.9	91.1
9-Sep-09	101.1	102.9	88.9
26-Aug-09	104.2	106.1	88.0
12-Aug-09	99.0	100.8	88.0
29-Jul-09	99.0	100.8	88.0
15-Jul-09	100.0	101.9	88.0
2-Jul-09	94.8	96.6	N/A
17-Jun-09	94.8	96.6	93.2
3-Jun-09	94.8	96.6	93.2
20-May-09	94.8	96.6	93.2
6-May-09	94.8	96.6	93.2
22-Apr-09	94.8	96.6	95.3
8-Apr-09	94.8	96.6	95.3
25-Mar-09	94.8	96.6	95.3
11-Mar-09	94.8	96.6	103.7
25-Feb-09	96.6	98.5	103.7
11-Feb-09	101.6	103.4	103.7
28-Jan-09	101.6	103.4	98.0
14-Jan-09	101.6	103.4	93.8
31-Dec-08	104.7	106.6	93.8
17-Dec-08	109.5	111.3	93.8
3-Dec-08	121.0	122.8	93.8
19-Nov-08	131.5	133.3	98.0
5-Nov-08	137.6	139.4	101.1
22-Oct-08	140.5	142.0	105.3
8-Oct-08	141.0	144.6	105.3
24-Sep-08	141.0	144.6	110.5
10-Sep-08	142.2	145.9	111.6
August '08	144.9	148.5	112.6
July '08	151.2	154.7	111.1
June '08	150.2	151.2	108.2
May '08	138.6	143.6	108.2
April '08	131.6	133.6	108.2
March '08	123.4	124.1	102.9
February '08	116.3	119.4	97.7
January '08	116.9	119.6	94.8
December '07	116.3	120.0	93.3
November '07	115.1	118.8	91.2
October '07	114.0	117.7	91.2
September '07	114.0	117.7	89.6
August '07	114.0	117.7	87.9
July '07	114.6	117.7	87.4
June '07	114.0	117.7	86.8
May '07	113.5	117.2	86.8
April '07	113.5	117.2	85.2
March '07	112.4	116.1	83.6
February '07	111.4	115.1	83.6
January '07	110.6	113.8	80.3

14

Residential Heating Fuel Prices — Faro

	Furnace Oil	Arctic Stove Oil	Propane (500-gallon tank cost)
23-Sep-09	98.2	101.9	91.1
9-Sep-09	98.2	101.9	88.9
26-Aug-09	94.0	97.7	88.0
12-Aug-09	94.0	97.7	88.0
29-Jul-09	94.0	97.7	88.0
15-Jul-09	100.3	104.0	88.0
2-Jul-09	89.8	93.5	N/A
17-Jun-09	89.8	93.5	93.2
3-Jun-09	89.8	93.5	93.2
20-May-09	89.8	93.5	93.2
6-May-09	89.8	93.5	93.2
22-Apr-09	89.8	93.5	95.3
8-Apr-09	89.8	93.5	95.3
25-Mar-09	89.7	93.4	95.3
11-Mar-09	89.7	93.4	103.7
25-Feb-09	93.4	97.2	103.7
11-Feb-09	99.3	102.9	103.7
28-Jan-09	99.3	102.9	98.0
14-Jan-09	99.3	102.9	93.8
31-Dec-08	99.3	102.9	93.8
17-Dec-08	103.4	107.1	93.8
3-Dec-08	110.7	114.4	93.8
19-Nov-08	123.4	127.1	98.0
5-Nov-08	130.2	133.9	101.1
22-Oct-08	136.0	139.2	105.3
8-Oct-08	136.0	139.2	105.3
24-Sep-08	136.0	139.2	110.5
10-Sep-08	138.6	141.8	111.6
August '08	143.8	147.0	112.6
July '08	146.3	149.5	111.1
June '08	142.8	145.9	108.2
May '08	131.3	134.4	108.2
April '08	128.1	131.3	108.2
March '08	120.8	123.9	102.9
February '08	113.5	116.1	97.7
January '08	116.6	119.7	94.8
December '07	117.7	120.8	93.3
November '07	107.5	110.3	91.2
October '07	102.8	106.0	91.2
September '07	102.8	106.0	89.6
August '07	102.8	106.0	87.9
July '07	102.8	106.0	87.4
June '07	102.8	106.0	86.8
May '07	101.8	104.9	86.8
April '07	101.8	104.9	85.2
March '07	101.8	104.9	83.6
February '07	101.8	104.9	83.6
January '07	103.2	107.1	80.3

15

Residential Heating Fuel Prices — Haines Junction

	Furnace Oil	Arctic Stove Oil	Propane (500-gallon tank cost)
23-Sep-09	93.8	95.6	89.0
9-Sep-09	94.8	96.7	86.8
26-Aug-09	93.5	95.3	85.9
12-Aug-09	92.7	94.6	85.9
29-Jul-09	90.6	92.5	85.9
15-Jul-09	94.3	96.1	85.9
2-Jul-09	91.1	93.0	N/A
17-Jun-09	90.9	92.7	91.1
3-Jun-09	88.0	89.8	91.1
20-May-09	86.7	90.4	91.1
6-May-09	85.9	87.7	91.1
22-Apr-09	88.0	89.8	93.2
8-Apr-09	88.0	89.8	93.2
25-Mar-09	86.4	88.3	93.2
11-Mar-09	80.6	82.5	101.6
25-Feb-09	86.7	88.6	101.6
11-Feb-09	90.3	92.2	101.6
28-Jan-09	93.5	95.3	95.9
14-Jan-09	95.3	97.2	91.6
31-Dec-08	92.7	94.6	91.6
17-Dec-08	96.9	98.8	91.6
3-Dec-08	106.1	108.0	91.6
19-Nov-08	117.9	119.8	95.9
5-Nov-08	121.3	123.1	101.1
22-Oct-08	125.8	127.4	103.2
8-Oct-08	129.8	134.8	103.2
24-Sep-08	129.0	133.2	108.5
10-Sep-08	131.1	135.7	109.6
August '08	134.9	137.8	110.5
July '08	143.5	146.3	109.1
June '08	138.4	141.8	106.1
May '08	129.9	133.3	106.1
April '08	125.9	130.3	106.1
March '08	116.3	121.8	100.8
February '08	108.0	112.2	95.6
January '08	112.3	113.8	92.8
December '07	114.2	118.1	91.2
November '07	106.4	111.2	89.0
October '07	100.1	99.6	86.5
September '07	98.9	101.6	87.4
August '07	97.7	100.7	85.8
July '07	96.9	99.8	85.3
June '07	96.5	98.4	84.7
May '07	96.8	99.5	84.7
April '07	98.5	101.4	83.1
March '07	97.6	101.4	81.5
February '07	96.0	98.5	81.5
January '07	98.7	102.2	78.1

16

Residential Heating Fuel Prices — Mayo

	Furnace Oil	Arctic Stove Oil	Propane (500-gallon tank cost)
23-Sep-09	111.9	113.7	91.1
9-Sep-09	111.9	113.7	88.9
26-Aug-09	109.8	111.6	88.0
12-Aug-09	109.8	111.6	88.0
29-Jul-09	109.8	111.6	88.0
15-Jul-09	112.9	114.8	88.0
2-Jul-09	107.7	109.5	N/A
17-Jun-09	99.9	103.5	93.2
3-Jun-09	99.9	103.5	93.2
20-May-09	99.9	109.5	93.2
6-May-09	99.9	109.5	93.2
22-Apr-09	99.9	109.5	95.3
8-Apr-09	99.9	109.5	95.3
25-Mar-09	99.8	106.9	95.3
11-Mar-09	99.8	106.9	103.7
25-Feb-09	103.5	108.8	103.7
11-Feb-09	109.3	111.6	103.7
28-Jan-09	109.3	115.8	98.0
14-Jan-09	109.3	115.8	93.8
31-Dec-08	109.3	115.8	93.8
17-Dec-08	113.5	126.8	93.8
3-Dec-08	120.8	130.6	93.8
19-Nov-08	136.4	139.5	98.0
5-Nov-08	140.3	142.8	101.1
22-Oct-08	146.0	148.1	105.3
8-Oct-08	146.0	153.3	105.3
24-Sep-08	146.0	153.3	110.5
10-Sep-08	148.7	151.9	111.6
August '08	153.9	157.1	112.6
July '08	156.4	159.5	111.1
June '08	152.8	147.8	108.2
May '08	137.0	139.9	108.2
April '08	130.0	136.2	108.2
March '08	125.3	126.2	102.9
February '08	123.2	124.8	97.7
January '08	126.6	127.0	94.8
December '07	127.8	126.0	93.3
November '07	117.3	118.5	91.2
October '07	113.0	115.1	91.2
September '07	114.5	114.5	89.6
August '07	113.7	115.0	87.9
July '07	114.3	115.0	87.4
June '07	113.0	113.9	86.8
May '07	111.5	112.6	86.8
April '07	111.5	112.8	85.2
March '07	111.3	112.3	83.6
February '07	111.5	112.6	83.6
January '07	110.8	112.1	80.3

17

Residential Heating Fuel Prices — Ross River

	Furnace Oil	Arctic Stove Oil	Propane (500-gallon tank cost)
23-Sep-09	99.2	102.9	91.1
9-Sep-09	99.2	102.9	88.9
26-Aug-09	95.0	98.7	88.0
12-Aug-09	95.0	98.7	88.0
29-Jul-09	95.0	98.7	88.0
15-Jul-09	101.3	105.0	88.0
2-Jul-09	90.8	94.5	N/A
17-Jun-09	90.8	94.5	93.2
3-Jun-09	90.8	94.5	93.2
20-May-09	90.8	94.5	93.2
6-May-09	90.8	94.5	93.2
22-Apr-09	90.8	94.5	95.3
8-Apr-09	90.8	94.5	95.3
25-Mar-09	90.8	94.5	95.3
11-Mar-09	90.8	94.5	103.7
25-Feb-09	94.5	98.2	103.7
11-Feb-09	100.2	103.9	103.7
28-Jan-09	100.2	103.9	-
14-Jan-09	100.2	103.9	-
31-Dec-08	100.2	103.9	-
17-Dec-08	104.5	108.2	-
3-Dec-08	111.8	115.5	-
19-Nov-08	124.4	128.1	-

18

Residential Heating Fuel Prices — Teslin

	Furnace Oil	Arctic Stove Oil	Propane (500-gallon tank cost)
23-Sep-09	98.0	101.6	89.0
9-Sep-09	98.0	101.6	86.8
26-Aug-09	93.8	97.4	85.9
12-Aug-09	93.8	97.4	85.9
29-Jul-09	93.8	97.4	85.9
15-Jul-09	100.1	103.7	85.9
2-Jul-09	89.6	93.2	N/A
17-Jun-09	89.6	93.2	91.1
3-Jun-09	89.6	93.2	91.1
20-May-09	89.6	89.7	91.1
6-May-09	89.6	88.6	91.1
22-Apr-09	89.6	88.6	93.2
8-Apr-09	89.6	90.2	93.2
25-Mar-09	89.5	88.1	93.2
11-Mar-09	89.5	88.1	101.6
25-Feb-09	93.2	92.5	101.6
11-Feb-09	99.1	98.1	101.6
28-Jan-09	99.1	98.1	95.9
14-Jan-09	96.2	98.1	91.6
31-Dec-08	96.2	98.1	91.6
17-Dec-08	104.1	106.0	91.6
3-Dec-08	110.5	118.0	91.6
19-Nov-08	123.1	124.3	95.9
5-Nov-08	130.0	129.3	101.1
22-Oct-08	135.8	138.9	103.2
8-Oct-08	135.8	136.1	103.2
24-Sep-08	135.8	138.9	108.5
10-Sep-08	137.3	141.6	109.6
August '08	143.1	146.8	110.5
July '08	146.1	149.2	109.1
June '08	142.5	145.7	106.1
May '08	131.1	132.4	106.1
April '08	127.9	128.0	106.1
March '08	120.6	118.3	100.8
February '08	113.2	113.3	95.6
January '08	116.0	117.1	92.8
December '07	117.4	118.0	91.2
November '07	106.9	108.5	89.0
October '07	102.6	105.8	89.0
September '07	102.6	104.8	87.4
August '07	102.6	105.1	85.8
July '07	102.6	105.8	85.3
June '07	102.6	105.8	84.7
May '07	101.5	104.7	84.7
April '07	101.5	103.5	83.1
March '07	101.5	102.7	81.5
February '07	101.5	102.2	81.5
January '07	103.3	101.8	78.1

19

Residential Heating Fuel Prices — Watson Lake

	Furnace Oil	Arctic Stove Oil	Propane (500-gallon tank cost)
23-Sep-09	94.2	97.7	89.0
9-Sep-09	95.8	99.2	86.8
26-Aug-09	94.2	96.1	85.9
12-Aug-09	92.7	95.6	85.9
29-Jul-09	92.7	95.6	85.9
15-Jul-09	96.9	99.2	85.9
2-Jul-09	91.6	94.0	N/A
17-Jun-09	92.0	98.2	91.1
3-Jun-09	90.6	93.5	91.1
20-May-09	87.4	90.8	91.1
6-May-09	87.4	90.8	91.1
22-Apr-09	89.5	92.9	93.2
8-Apr-09	89.5	92.9	93.2
25-Mar-09	89.5	92.9	93.2
11-Mar-09	89.5	92.9	101.6
25-Feb-09	91.3	94.8	101.6
11-Feb-09	98.2	101.8	101.6
28-Jan-09	95.3	98.2	95.9
14-Jan-09	95.3	97.7	91.6

31-Dec-08	95.3	97.2	91.6
17-Dec-08	97.4	100.2	91.6
3-Dec-08	103.7	107.7	91.6
19-Nov-08	113.6	117.6	95.9
5-Nov-08	120.3	124.7	101.1
22-Oct-08	130.2	133.8	103.2
8-Oct-08	132.7	136.4	103.2
24-Sep-08	130.6	134.3	108.5
10-Sep-08	133.2	137.0	109.6

	Furnace Oil	Arctic Stove Oil	Propane (500-gallon tank cost)
August '08	137.5	141.5	110.5
July '08	146.1	149.9	109.1
June '08	143.0	146.8	106.1
May '08	134.9	138.6	106.1
April '08	130.1	133.5	106.1
March '08	124.8	128.5	100.8
February '08	114.4	118.2	95.6
January '08	114.0	117.9	92.8

December '07	117.9	121.7	91.2
November '07	107.3	111.1	89.0
October '07	101.4	105.5	89.0
September '07	100.9	104.7	87.4
August '07	99.9	103.0	85.8
July '07	98.5	102.2	85.3
June '07	98.6	101.9	84.7
May '07	98.5	101.8	84.7
April '07	99.7	103.0	83.1
March '07	100.8	104.1	81.5
February '07	98.5	101.4	81.5
January '07	100.4	103.6	78.1

Information collected by The Yukon Bureau of Statistics for the Department of Economic Development.

Next release: October 22nd, 2009



Additional information:
The Yukon Government
Executive Council Office
Bureau of Statistics (A-8C)
Box 2703, Whitehorse, Yukon Y1A 2C6
Telephone: (867) 667-5640; Fax: (867) 393-6203
email: ybsinfo@gov.yk.ca
website: <http://www.eco.gov.yk.ca/stats/>