



Retail Motor Fuel Prices in Yukon

Average Prices as of September 30th, 2015

	Self-serve			% Change Sep 17, 2014 to Sep 30, 2015		
	regular	premium	diesel	regular	premium	diesel
Whitehorse	119.9	127.2	121.0	-10.7%	-11.5%	-17.0%
Beaver Creek	147.2	167.9	166.6	-11.3%	-7.7%	-7.8%
Burwash Landing	129.9	139.9	120.9	n/a	n/a	n/a
Carcross	139.9	-	139.9	-6.7%	-	-9.7%
Carmacks	124.9	132.9	128.9	-15.0%	-17.9%	-23.2%
Dawson City	132.2	140.7	136.3	-17.0%	-15.6%	-19.3%
Destruction Bay	138.9	148.9	122.9	-9.7%	-9.2%	-20.1%
Eagle Plains	150.0	-	155.0	-13.3%	-	-8.8%
Faro	129.9	-	119.9	-12.8%	-	-29.4%
Haines Junction	122.2	128.4	126.4	-12.5%	-11.7%	-14.5%
Mayo	128.9	-	128.9	n/a	-	n/a
Pelly Crossing	142.9	-	135.9	-7.7%	-	-20.0%
Ross River	129.9	-	113.5	-14.3%	-	-21.0%
Stewart Crossing	129.9	135.9	134.9	-15.1%	-16.6%	-18.2%
Tagish	119.8	136.8	118.8	-17.0%	-8.7%	-21.0%
Teslin	123.9	133.9	126.9	-11.1%	-10.1%	-15.3%
Watson Lake	113.9	129.9	110.5	-21.7%	-14.9%	-26.7%

As of September 30th, 2015, average **regular self-serve** motor fuel prices ranged from 113.9¢ per litre in Watson Lake to 150.0¢ per litre in Eagle Plains; a difference of 36.1¢. In communities offering **premium self-serve** motor fuel, prices ranged from 127.2¢ in Whitehorse to 167.9¢ in Beaver Creek; a difference of 40.7¢. **Diesel self-serve** prices ranged from 110.5¢ in Watson Lake to 166.6¢ in Beaver Creek; a difference of 56.1¢ per litre.

Comparing September 30th, 2015 to September 17th, 2014, **regular self-serve** motor fuel prices decreased in all Yukon communities, ranging from -6.7% in Carcross to -21.7% in Watson Lake. **Premium self-serve** prices and **diesel self-serve** prices also decreased in all Yukon communities.

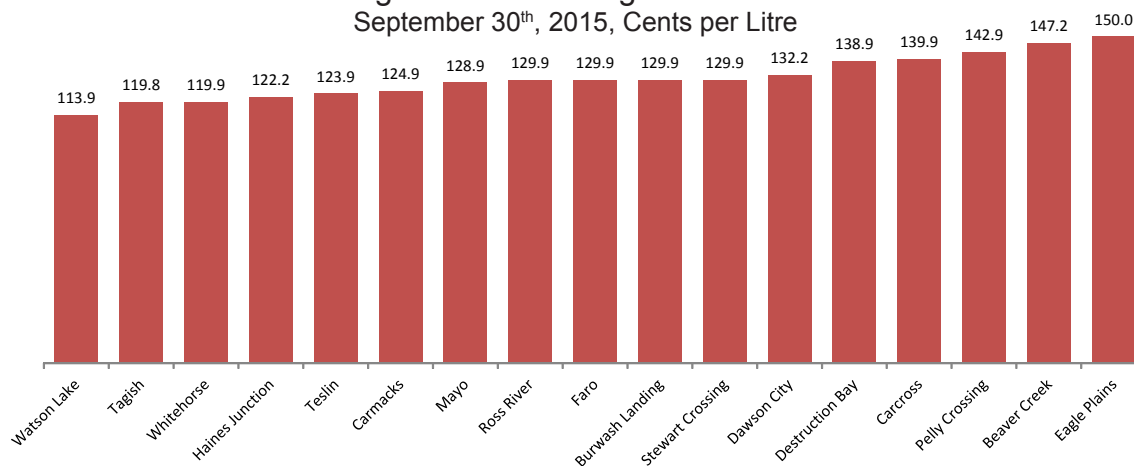
	Full-serve				% Change Sep 17, 2014 to Sep 30, 2015			
	regular	premium	diesel	propane	regular	premium	diesel	propane
Whitehorse	122.4	133.9	123.9	94.0	-10.8%	-9.3%	-16.8%	-9.0%
Dawson City	-	-	-	n/a	-	-	-	n/a
Destruction Bay	-	-	-	126.9	-	-	-	1.6%
Eagle Plains	-	-	-	140.0	-	-	-	0.0%
Haines Junction	-	-	-	100.0	-	-	-	-19.4%
Mayo	135.9	-	142.9	-	-12.3%	-	-11.2%	-
Tagish	-	-	-	100.0	-	-	-	-9.1%
Teslin	-	-	-	115.0	-	-	-	4.5%
Watson Lake	-	-	-	127.7	-	-	-	0.4%

In communities offering **full-serve propane** fuel services, prices ranged from 94.0¢ per litre in Whitehorse to 140.0¢ per litre in Eagle Plains; a difference of 46.0¢. Year-over-year, the price of full-serve propane decreased in three Yukon communities (Whitehorse, Haines Junction and Tagish), increased in three (Destruction Bay, Teslin and Watson Lake) and remained the same in Eagle Plains.

Notes:

All prices are Canadian cents per litre, including all applicable taxes.
 “-” Indicates this service was not available in this community at this time.
 “n/a” indicates this information was not available for the reporting period.

Average Self-Serve Regular Fuel Prices
September 30th, 2015, Cents per Litre

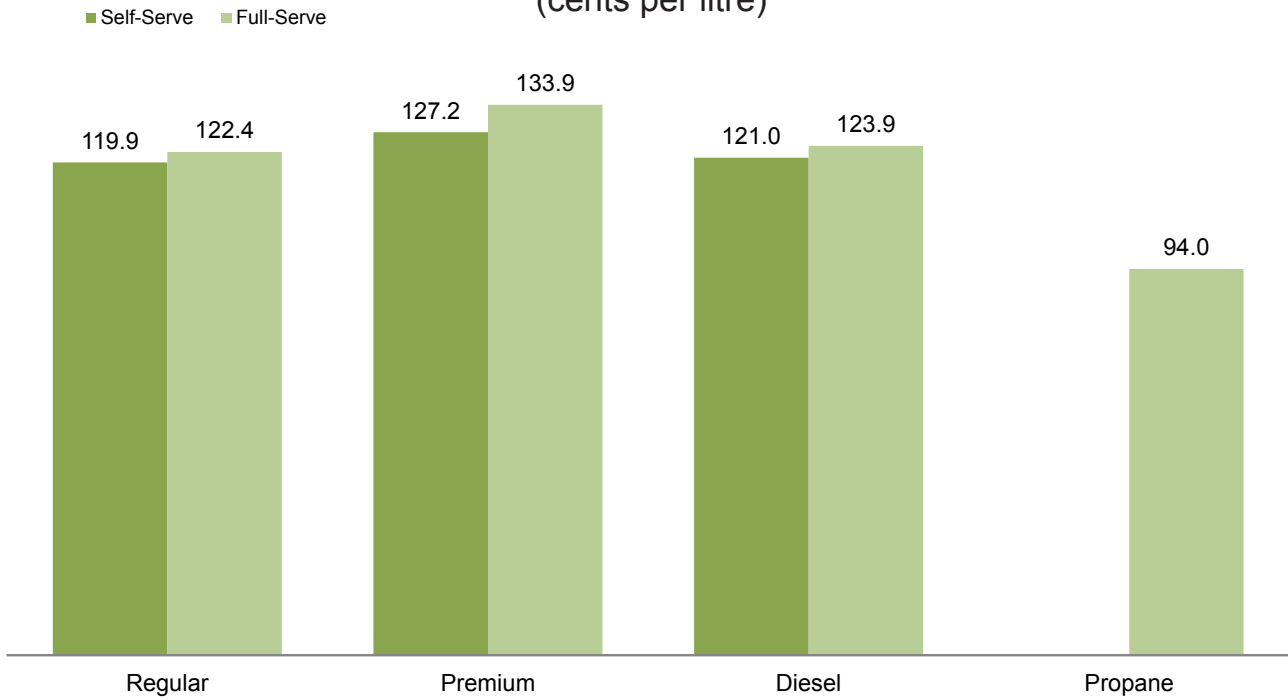


Retail Motor Fuel Prices — Whitehorse

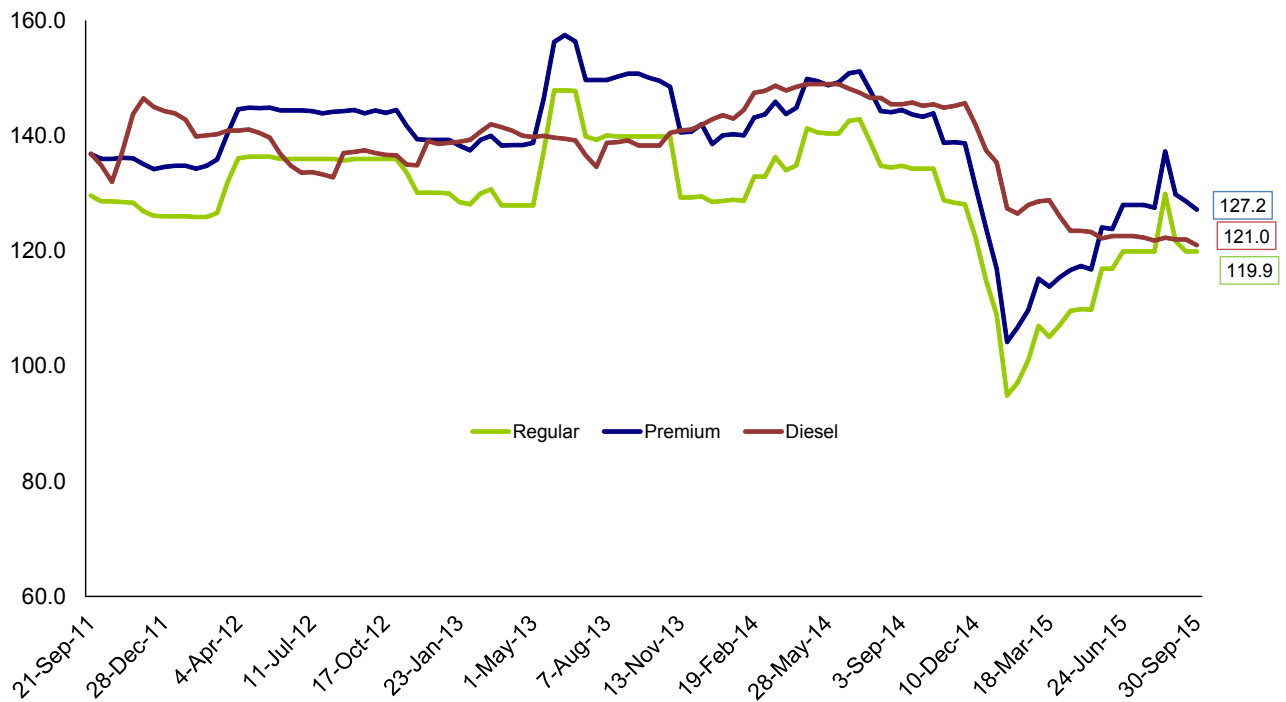
	Self-serve			Full-serve			
	regular	premium	diesel	regular	premium	diesel	propane
30-Sep-15	119.9	127.2	121.0	122.4	133.9	123.9	94.0
16-Sep-15	119.9	128.6	122.0	122.2	134.2	123.9	94.0
2-Sep-15	121.7	129.8	122.0	123.9	135.9	123.9	93.6
19-Aug-15	129.9	137.3	122.3	129.7	139.2	123.9	94.6
5-Aug-15	119.9	127.5	121.8	122.4	132.7	123.9	94.6
22-Jul-15	119.9	128.0	122.3	122.4	133.7	123.9	94.6
8-Jul-15	119.9	128.0	122.6	122.2	132.7	124.4	93.3
24-Jun-15	119.9	128.0	122.6	122.2	133.7	124.4	97.3
10-Jun-15	116.9	123.8	122.6	117.7	129.2	131.2	97.3
27-May-15	116.9	124.1	122.2	117.7	129.4	131.2	96.3
13-May-15	109.8	116.8	123.3	110.7	125.4	132.7	96.3
29-Apr-15	109.9	117.4	123.5	110.7	125.4	132.7	96.3
15-Apr-15	109.6	116.7	123.5	110.7	125.4	132.7	97.9
1-Apr-15	107.1	115.4	126.0	109.4	123.9	132.4	97.9
18-Mar-15	105.1	113.8	128.8	108.2	124.2	132.4	97.9
4-Mar-15	107.0	115.2	128.6	109.4	124.2	133.9	97.9
18-Feb-15	101.0	109.7	128.0	104.9	119.4	130.4	96.9
4-Feb-15	97.1	106.7	126.5	98.7	117.7	130.4	96.6
21-Jan-15	94.9	104.2	127.4	97.4	116.4	130.4	96.6
7-Jan-15	108.9	116.9	135.4	109.2	126.4	137.9	99.6
23-Dec-14	114.9	124.0	137.5	116.2	131.4	138.7	99.6
10-Dec-14	122.3	131.2	141.9	122.9	132.6	144.2	97.4
26-Nov-14	128.1	138.7	145.7	128.9	143.4	146.9	101.6
12-Nov-14	128.4	138.9	145.2	129.7	143.4	146.9	104.3
29-Oct-14	128.8	138.8	144.9	130.2	143.4	147.9	104.3
15-Oct-14	134.3	143.9	145.5	137.2	147.7	148.9	103.3
1-Oct-14	134.3	143.3	145.2	137.2	146.7	148.9	107.5
17-Sep-14	134.3	143.7	145.8	137.2	147.7	148.9	103.3
3-Sep-14	134.8	144.5	145.5	137.2	147.7	148.9	104.0
Aug '14	134.7	144.2	146.1	137.2	147.7	148.9	103.8
Jul '14	141.0	149.6	147.1	142.8	150.5	149.3	105.1
Jun '14	141.5	150.1	148.6	143.1	151.6	151.8	116.6
May '14	140.5	149.2	149.0	142.2	150.8	152.2	119.2
Apr '14	136.7	146.2	148.5	137.9	149.2	151.9	119.3
Mar '14	134.6	144.8	148.3	135.1	148.3	153.6	121.6
Feb '14	130.8	141.7	146.0	131.2	147.3	147.1	120.0
Jan '14	128.8	140.2	143.3	129.4	146.7	143.2	111.8
Dec '13	129.0	140.3	142.4	129.7	145.2	140.7	109.4
Nov '13	129.3	140.7	141.0	131.7	147.0	140.7	106.5
Oct '13	139.9	149.4	139.0	139.9	151.1	139.6	104.9
Sep '13	139.9	150.8	138.8	139.9	151.9	139.4	104.3
Aug '13	140.0	150.0	138.9	139.9	151.9	139.3	102.3
Jul '13	139.6	149.7	135.6	140.7	152.6	140.3	101.4
Jun '13	147.9	157.0	139.4	148.2	155.7	142.2	101.4
May '13	137.7	147.2	139.8	137.9	149.4	140.8	101.0
Apr '13	127.9	138.4	140.5	129.7	144.7	140.5	100.8
Mar '13	129.3	139.2	141.8	131.5	144.7	140.3	100.9
Feb '13	129.1	138.4	140.0	129.3	142.2	137.4	100.7
Jan '13	129.3	138.8	138.9	129.2	142.3	137.6	100.9
Dec '12	130.1	139.3	138.9	130.3	143.2	137.7	98.9
Nov '12	131.9	140.6	135.0	133.6	143.8	137.4	99.4
Oct '12	136.0	144.3	136.8	137.2	144.2	138.2	99.6
Sep '12	136.0	144.2	137.4	137.2	143.7	137.9	99.4

Retail Motor Fuel Prices — Whitehorse

Average Fuel Prices, as of September 30th, 2015
(cents per litre)



Average Self-Serve Bi-weekly Fuel Prices,
September 2011 - September 2015
(cents per litre)



Retail Motor Fuel Prices - Beaver Creek & Burwash Landing

	Beaver Creek Self-serve		
	regular	premium	diesel
30-Sep-15	147.2	167.9	166.6
16-Sep-15	150.2	167.9	166.6
2-Sep-15	150.2	167.9	166.6
19-Aug-15	150.2	167.9	166.6
5-Aug-15	150.2	167.9	166.6
22-Jul-15	150.2	167.9	166.6
8-Jul-15	147.9	167.9	166.6
24-Jun-15	143.6	167.9	163.2
10-Jun-15	138.6	152.9	166.6
27-May-15	136.9	152.9	168.2
13-May-15	138.9	152.9	158.9
29-Apr-15	143.9	152.9	169.2
15-Apr-15	139.9	152.9	159.9
1-Apr-15	139.9	n/a	n/a
18-Mar-15	142.9	165.9	169.9
4-Mar-15	142.9	165.9	169.9
18-Feb-15	142.9	165.9	169.9
4-Feb-15	142.9	165.9	169.9
21-Jan-15	142.9	165.9	169.9
7-Jan-15	152.9	165.9	169.9

	Burwash Landing Self-serve		
	regular	premium	diesel
30-Sep-15	129.9	139.9	120.9
16-Sep-15	129.9	139.9	120.9
2-Sep-15	132.9	142.9	120.9
19-Aug-15	132.9	142.9	120.9
5-Aug-15	-	-	-
22-Jul-15	-	-	-
8-Jul-15	-	-	-
24-Jun-15	-	-	-
10-Jun-15	-	-	-
27-May-15	-	-	-
13-May-15	-	-	-
29-Apr-15	-	-	-
15-Apr-15	-	-	-
1-Apr-15	-	-	-
18-Mar-15	-	-	-
4-Mar-15	-	-	-
18-Feb-15	-	-	-
4-Feb-15	-	-	-
21-Jan-15	-	-	-
7-Jan-15	-	-	-

	Burwash Landing Full-serve		
	regular	premium	diesel
30-Sep-15	-	-	-
16-Sep-15	-	-	-
2-Sep-15	-	-	-
19-Aug-15	-	-	-
5-Aug-15	-	-	-
22-Jul-15	-	-	-
8-Jul-15	-	-	-
24-Jun-15	-	-	-
10-Jun-15	-	-	-
27-May-15	-	-	-
13-May-15	-	-	-
29-Apr-15	-	-	-
15-Apr-15	-	-	-
1-Apr-15	-	-	-
18-Mar-15	-	-	-
4-Mar-15	-	-	-
18-Feb-15	-	-	-
4-Feb-15	-	-	-
21-Jan-15	-	-	-
7-Jan-15	-	-	-

23-Dec-14	152.9	165.9	169.9
10-Dec-14	167.9	181.9	176.9
26-Nov-14	167.9	181.9	176.9
12-Nov-14	167.9	181.9	176.9
29-Oct-14	165.9	181.9	175.9
15-Oct-14	165.9	181.9	180.6
1-Oct-14	165.9	181.9	180.6
17-Sep-14	165.9	181.9	180.6
3-Sep-14	165.9	181.9	180.6

23-Dec-14	-	-	-
10-Dec-14	-	-	-
26-Nov-14	-	-	-
12-Nov-14	-	-	-
29-Oct-14	-	-	-
15-Oct-14	-	-	-
1-Oct-14	-	-	-
17-Sep-14	-	-	-
3-Sep-14	-	-	-

23-Dec-14	-	-	-
10-Dec-14	-	-	-
26-Nov-14	-	-	-
12-Nov-14	-	-	-
29-Oct-14	-	-	-
15-Oct-14	-	-	-
1-Oct-14	-	-	-
17-Sep-14	-	-	-
3-Sep-14	-	-	-

Aug '14	166.3	181.9	180.6
Jul '14	166.6	181.9	178.6
Jun '14	165.9	179.9	180.6
May '14	169.3	184.9	186.4
Apr '14	169.9	182.9	189.9
Mar '14	169.9	182.9	189.9
Feb '14	169.9	182.9	184.9
Jan '14	169.9	182.9	179.9

Aug '14	-	-	-
Jul '14	-	-	-
Jun '14	-	-	-
May '14	-	-	-
Apr '14	-	-	-
Mar '14	-	-	-
Feb '14	-	-	-
Jan '14	-	-	-

Aug '14	-	-	-
Jul '14	-	-	-
Jun '14	-	-	-
May '14	-	-	-
Apr '14	-	-	-
Mar '14	-	-	-
Feb '14	-	-	-
Jan '14	-	-	-

Dec '13	169.9	182.9	179.9
Nov '13	169.9	182.9	177.4
Oct '13	173.2	186.9	167.4
Sep '13	174.4	188.9	166.6
Aug '13	173.4	188.9	165.1
Jul '13	174.2	188.9	164.2
Jun '13	167.8	183.4	167.4
May '13	157.7	169.9	164.9
Apr '13	156.9	169.9	166.9
Mar '13	156.9	169.9	166.9
Feb '13	156.9	169.9	158.9
Jan '13	156.9	169.9	158.9

Dec '13	-	-	-
Nov '13	-	-	-
Oct '13	-	-	-
Sep '13	-	-	-
Aug '13	-	-	-
Jul '13	-	-	-
Jun '13	-	-	-
May '13	-	-	-
Apr '13	-	-	-
Mar '13	-	-	-
Feb '13	-	-	-
Jan '13	-	-	-

Dec '13	-	-	-
Nov '13	-	-	-
Oct '13	149.9	-	149.9
Sep '13	149.9	-	149.9
Aug '13	149.9	-	149.9
Jul '13	164.9	-	149.9
Jun '13	165.4	-	149.9
May '13	165.9	-	149.9
Apr '13	-	-	-
Mar '13	-	-	-
Feb '13	-	-	-
Jan '13	-	-	-

Dec '12	156.9	169.9	158.9
Nov '12	156.9	169.9	158.9
Oct '12	154.1	168.9	159.2
Sep '12	150.7	164.4	158.7

Dec '12	-	-	-
Nov '12	-	-	-
Oct '12	-	-	-
Sep '12	-	-	-

Dec '12	-	-	-
Nov '12	-	-	-
Oct '12	<i>-closed for the season-</i>		
Sep '12	140.9	-	140.9

Retail Motor Fuel Prices — Carcross & Carmacks

	Carcross Self-serve				Carmacks Self-serve		
	regular	premium	diesel		regular	premium	diesel
30-Sep-15	139.9	-	139.9	30-Sep-15	124.9	132.9	128.9
16-Sep-15	139.9	-	139.9	16-Sep-15	129.9	136.4	124.4
2-Sep-15	139.9	-	139.9	2-Sep-15	134.9	141.4	124.4
19-Aug-15	139.9	-	139.9	19-Aug-15	129.9	136.4	122.4
5-Aug-15	139.9	-	139.9	5-Aug-15	129.9	136.4	125.4
22-Jul-15	139.9	-	139.9	22-Jul-15	134.9	141.4	125.4
8-Jul-15	139.9	-	139.9	8-Jul-15	135.9	139.9	131.9
24-Jun-15	139.9	-	139.9	24-Jun-15	135.9	142.9	127.4
10-Jun-15	134.9	-	139.9	10-Jun-15	129.9	137.4	126.4
27-May-15	129.9	-	139.9	27-May-15	120.9	131.4	126.4
13-May-15	119.9	-	139.9	13-May-15	117.9	123.9	126.4
29-Apr-15	119.9	-	139.9	29-Apr-15	113.9	123.9	126.4
15-Apr-15	119.9	-	144.9	15-Apr-15	118.9	128.9	128.9
1-Apr-15	119.9	-	144.9	1-Apr-15	118.9	128.9	139.9
18-Mar-15	114.9	-	144.9	18-Mar-15	116.9	126.9	139.9
4-Mar-15	114.9	-	139.9	4-Mar-15	116.9	126.9	139.9
18-Feb-15	109.9	-	139.9	18-Feb-15	112.9	122.9	134.9
4-Feb-15	109.9	-	139.9	4-Feb-15	99.9	109.9	134.9
21-Jan-15	109.9	-	139.9	21-Jan-15	99.9	109.9	134.9
7-Jan-15	124.9	-	149.9	7-Jan-15	119.9	129.9	147.9
23-Dec-14	129.9	-	149.9	23-Dec-14	119.9	129.9	147.9
10-Dec-14	134.9	-	154.9	10-Dec-14	132.9	142.9	152.9
26-Nov-14	139.9	-	154.9	26-Nov-14	139.9	149.9	149.9
12-Nov-14	139.9	-	154.9	12-Nov-14	139.9	149.9	149.9
29-Oct-14	139.9	-	154.9	29-Oct-14	134.9	154.9	158.9
15-Oct-14	149.9	-	154.9	15-Oct-14	146.9	158.4	158.9
1-Oct-14	149.9	-	154.9	1-Oct-14	146.9	158.4	158.9
17-Sep-14	149.9	-	154.9	17-Sep-14	146.9	161.9	167.9
3-Sep-14	149.9	-	159.9	3-Sep-14	146.9	161.9	167.9
Aug '14	151.9	-	157.4	Aug '14	150.4	161.9	167.9
Jul '14	153.9	-	159.9	Jul '14	153.9	161.9	167.9
Jun '14	153.9	-	159.9	Jun '14	153.9	161.9	167.9
May '14	153.9	-	159.9	May '14	153.9	160.9	167.9
Apr '14	151.2	-	159.9	Apr '14	149.9	159.9	167.9
Mar '14	149.9	-	157.4	Mar '14	143.9	153.9	174.9
Feb '14	147.4	-	157.4	Feb '14	139.9	149.9	170.4
Jan '14	144.9	-	154.9	Jan '14	139.9	149.9	163.9
Dec '13	149.9	-	154.9	Dec '13	139.9	149.9	158.9
Nov '13	149.9	-	154.9	Nov '13	144.9	154.9	159.9
Oct '13	149.9	-	151.6	Oct '13	148.2	159.9	153.2
Sep '13	152.4	-	149.9	Sep '13	149.9	159.9	147.4
Aug '13	154.9	-	149.9	Aug '13	148.7	160.2	147.4
Jul '13	154.9	-	149.9	Jul '13	149.9	159.9	147.4
Jun '13	154.9	-	149.9	Jun '13	159.9	167.4	148.7
May '13	146.9	-	145.9	May '13	148.2	157.2	145.4
Apr '13	139.9	-	145.9	Apr '13	139.9	149.9	151.9
Mar '13	139.9	-	145.9	Mar '13	139.9	149.9	153.9
Feb '13	139.9	-	145.9	Feb '13	137.9	148.9	151.9
Jan '13	139.9	-	145.9	Jan '13	139.9	149.9	151.4
Dec '12	139.9	-	145.9	Dec '12	139.9	149.9	145.9
Nov '12	139.9	-	145.9	Nov '12	144.9	154.9	145.9
Oct '12	n/a	-	n/a	Oct '12	149.9	157.6	147.2
Sep '12	n/a	-	n/a	Sep '12	148.9	156.9	147.2

Retail Motor Fuel Prices — Dawson City & Destruction Bay

	Dawson City Self-serve			Full-serve		Destruction Bay Self-serve			Full-serve
	regular	premium	diesel	propane		regular	premium	diesel	propane
30-Sep-15	132.2	140.7	136.3	n/a	30-Sep-15	138.9	148.9	122.9	126.9
16-Sep-15	144.7	151.2	149.8	135.0	16-Sep-15	129.9	139.9	122.9	130.0
2-Sep-15	149.7	156.2	149.8	135.0	2-Sep-15	134.9	144.9	122.9	130.0
19-Aug-15	144.7	151.2	147.8	135.0	19-Aug-15	149.9	159.9	122.9	130.0
5-Aug-15	139.7	147.8	146.7	135.0	5-Aug-15	137.9	147.9	121.9	130.0
22-Jul-15	139.7	146.7	147.8	135.0	22-Jul-15	138.9	148.9	121.9	130.0
8-Jul-15	137.7	145.7	147.8	135.0	8-Jul-15	137.9	147.9	123.9	130.0
24-Jun-15	136.2	141.7	147.8	135.0	24-Jun-15	138.9	148.9	123.9	130.0
10-Jun-15	136.2	144.2	147.8	135.0	10-Jun-15	134.9	144.9	127.9	130.0
27-May-15	128.7	135.2	152.8	135.0	27-May-15	133.9	143.9	127.9	126.9
13-May-15	126.2	132.7	157.4	135.0	13-May-15	129.9	139.9	129.9	126.9
29-Apr-15	126.2	132.7	157.4	130.0	29-Apr-15	133.9	143.9	129.9	126.9
15-Apr-15	126.2	132.7	157.4	130.0	15-Apr-15	125.9	135.9	129.9	126.9
1-Apr-15	126.2	132.7	157.4	130.0	1-Apr-15	125.9	135.9	129.9	126.7
18-Mar-15	123.7	130.2	157.4	135.0	18-Mar-15	123.9	133.9	138.9	126.7
4-Mar-15	123.7	130.2	157.4	135.0	4-Mar-15	123.9	133.9	138.9	126.9
18-Feb-15	123.7	130.2	157.4	135.0	18-Feb-15	124.9	134.9	140.9	126.9
4-Feb-15	126.9	133.9	157.9	n/a	4-Feb-15	121.9	131.9	137.9	126.9
21-Jan-15	132.2	139.4	158.9	135.0	21-Jan-15	121.9	131.9	129.9	126.9
7-Jan-15	136.0	143.2	163.4	135.0	7-Jan-15	121.9	131.9	140.9	132.9
23-Dec-14	142.5	152.2	163.4	135.0	23-Dec-14	123.9	133.9	155.9	132.9
10-Dec-14	147.8	154.8	172.9	n/a	10-Dec-14	133.9	143.9	155.9	132.9
26-Nov-14	147.7	157.4	166.4	135.0	26-Nov-14	138.9	158.9	158.9	132.9
12-Nov-14	148.9	157.4	167.4	135.0	12-Nov-14	140.9	150.9	169.9	126.9
29-Oct-14	159.2	166.7	168.9	135.0	29-Oct-14	142.9	154.9	152.9	126.9
15-Oct-14	159.2	166.7	168.9	135.0	15-Oct-14	151.9	161.9	151.9	124.9
1-Oct-14	154.7	166.7	168.9	135.0	1-Oct-14	151.9	161.9	151.9	124.9
17-Sep-14	159.2	166.7	168.9	135.0	17-Sep-14	153.9	163.9	153.9	124.9
3-Sep-14	159.2	166.7	168.9	135.0	3-Sep-14	153.9	163.9	153.9	124.9
Aug '14	159.2	166.7	168.9	135.0	Aug '14	152.9	162.9	152.9	124.9
Jul '14	159.8	167.3	169.2	135.0	Jul '14	154.9	164.9	156.9	129.9
Jun '14	155.0	163.0	167.2	135.0	Jun '14	158.9	168.9	159.4	129.9
May '14	154.2	161.7	165.9	135.0	May '14	157.4	167.4	169.9	140.0
Apr '14	152.2	159.7	167.4	135.0	Apr '14	154.9	164.9	172.9	134.6
Mar '14	150.7	157.7	166.9	130.0	Mar '14	153.9	163.9	173.4	143.9
Feb '14	149.6	156.6	167.6	135.0	Feb '14	145.9	155.9	172.9	124.9
Jan '14	148.5	155.3	167.7	n/a	Jan '14	140.9	150.9	167.9	105.9
Dec '13	154.0	162.3	163.4	120.0	Dec '13	141.9	151.9	163.4	105.9
Nov '13	157.1	165.6	163.1	120.0	Nov '13	143.4	153.4	158.9	105.9
Oct '13	160.1	168.9	161.9	120.0	Oct '13	142.9	152.9	153.6	105.9
Sep '13	162.9	168.4	162.4	120.0	Sep '13	147.9	157.9	148.9	105.9
Aug '13	162.9	168.4	162.4	120.0	Aug '13	146.9	156.9	142.4	108.0
Jul '13	164.8	170.3	162.7	120.0	Jul '13	149.9	159.9	140.9	110.0
Jun '13	166.8	172.3	162.9	120.0	Jun '13	155.8	165.9	141.9	110.0
May '13	155.4	162.4	165.2	120.0	May '13	152.9	162.9	144.9	108.6
Apr '13	145.7	157.1	152.5	120.0	Apr '13	146.9	156.9	146.9	106.9
Mar '13	142.1	155.2	157.9	n/a	Mar '13	146.9	156.9	152.4	105.9
Feb '13	143.5	155.6	150.6	120.0	Feb '13	143.4	153.4	153.4	105.9
Jan '13	149.1	158.2	155.4	120.0	Jan '13	132.9	142.9	143.9	105.9
Dec '12	151.9	157.4	152.6	120.0	Dec '12	138.9	148.9	149.9	105.9
Nov '12	152.2	159.3	154.4	120.0	Nov '12	139.4	149.4	146.9	105.9
Oct '12	153.0	159.6	156.2	120.0	Oct '12	150.6	160.6	147.2	105.9
Sep '12	154.7	159.6	159.9	120.0	Sep '12	151.4	161.4	147.9	105.9

Retail Motor Fuel Prices — Eagle Plains & Faro

	Eagle Plains			
	Self-Serve			Full-serve
	regular	premium	diesel	propane
30-Sep-15	150.0	-	155.0	140.0
16-Sep-15	150.0	-	155.0	140.0
2-Sep-15	150.0	-	155.0	140.0
19-Aug-15	150.0	-	155.0	140.0
5-Aug-15	150.0	-	155.0	140.0
22-Jul-15	150.0	-	160.0	140.0
8-Jul-15	150.0	-	155.0	140.0
24-Jun-15	150.0	-	160.0	140.0
10-Jun-15	155.0	-	150.0	140.0
27-May-15	150.0	-	160.0	140.0
13-May-15	150.0	-	160.0	140.0
29-Apr-15	150.0	-	155.0	140.0
15-Apr-15	150.0	-	160.0	145.0
1-Apr-15	150.0	-	160.0	145.0
18-Mar-15	150.0	-	160.0	145.0
4-Mar-15	150.0	-	160.0	145.0
18-Feb-15	154.0	-	164.0	140.0
4-Feb-15	173.0	-	160.0	140.0
21-Jan-15	173.0	-	155.0	140.0
7-Jan-15	173.0	-	155.0	140.0
23-Dec-14	173.0	-	165.0	140.0
10-Dec-14	n/a	-	n/a	n/a
26-Nov-14	173.0	-	170.0	140.0
12-Nov-14	173.0	-	170.0	140.0
29-Oct-14	173.0	-	175.0	140.0
15-Oct-14	173.0	-	175.0	140.0
1-Oct-14	173.0	-	175.0	140.0
17-Sep-14	173.0	-	170.0	140.0
3-Sep-14	173.0	-	170.0	140.0
Aug '14	173.0	-	175.0	140.5
Jul '14	173.0	-	172.5	140.9
Jun '14	173.0	-	175.0	140.9
May '14	173.0	-	175.0	140.9
Apr '14	173.9	-	170.0	140.9
Mar '14	173.9	-	175.0	140.9
Feb '14	173.9	-	175.0	140.5
Jan '14	173.5	-	172.5	140.0
Dec '13	173.0	-	172.5	140.0
Nov '13	173.0	-	175.0	140.0
Oct '13	173.0	-	171.7	140.0
Sep '13	173.0	-	172.5	140.0
Aug '13	173.0	-	175.0	140.0
Jul '13	173.0	-	175.0	-

	Faro		
	Self-Serve		
	regular	premium	diesel
30-Sep-15	129.9	-	119.9
16-Sep-15	139.9	-	119.9
2-Sep-15	141.9	-	117.9
19-Aug-15	131.9	-	117.9
5-Aug-15	131.9	-	123.9
22-Jul-15	131.9	-	123.9
8-Jul-15	131.9	-	125.9
24-Jun-15	n/a	-	n/a
10-Jun-15	131.5	-	125.9
27-May-15	119.9	-	125.9
13-May-15	115.9	-	125.9
29-Apr-15	115.9	-	125.9
15-Apr-15	120.9	-	130.9
1-Apr-15	118.9	-	141.9
18-Mar-15	118.9	-	141.9
4-Mar-15	118.9	-	141.9
18-Feb-15	114.9	-	136.9
4-Feb-15	101.9	-	136.9
21-Jan-15	115.9	-	149.9
7-Jan-15	121.9	-	149.9
23-Dec-14	121.9	-	149.9
10-Dec-14	141.9	-	151.9
26-Nov-14	141.9	-	151.9
12-Nov-14	141.9	-	151.9
29-Oct-14	148.9	-	151.9
15-Oct-14	n/a	-	n/a
1-Oct-14	148.9	-	169.9
17-Sep-14	148.9	-	169.9
3-Sep-14	148.9	-	169.9
Aug '14	155.9	-	169.9
Jul '14	155.9	-	169.9
Jun '14	155.9	-	169.9
May '14	155.9	-	169.9
Apr '14	148.6	-	173.6
Mar '14	145.9	-	176.9
Feb '14	141.9	-	168.4
Jan '14	146.9	-	165.9
Dec '13	141.9	-	161.9
Nov '13	152.9	-	161.9
Oct '13	150.2	-	150.2
Sep '13	151.0	-	148.0
Aug '13	151.0	-	148.0
Jul '13	157.0	-	148.0
May '13	151.6	-	150.6
Apr '13	141.9	-	157.9
Mar '13	141.9	-	157.9
Feb '13	140.0	-	152.5
Jan '13	142.0	-	155.0
Dec '12	147.4	-	146.9
Nov '12	149.9	-	145.9
Oct '12	149.9	-	145.9
Sep '12	149.9	-	145.9

Retail Motor Fuel Prices — Haines Junction

	Self-serve			Full-serve
	regular	premium	diesel	propane
30-Sep-15	122.2	128.4	126.4	100.0
16-Sep-15	122.9	129.4	128.6	n/a
2-Sep-15	127.7	137.9	127.7	100.0
19-Aug-15	128.7	142.9	127.9	100.0
5-Aug-15	124.2	132.4	127.7	100.0
22-Jul-15	123.7	132.4	127.7	100.0
8-Jul-15	124.2	132.4	129.6	n/a
24-Jun-15	121.9	128.9	127.7	109.9
10-Jun-15	120.6	125.9	127.2	109.9
27-May-15	120.6	128.9	129.6	109.9
13-May-15	113.2	120.4	128.4	109.9
29-Apr-15	111.9	120.4	128.4	114.9
15-Apr-15	111.9	120.4	128.4	114.0
1-Apr-15	108.9	114.9	129.9	114.9
18-Mar-15	108.4	116.9	131.9	114.9
4-Mar-15	106.6	114.9	130.6	114.9
18-Feb-15	105.7	111.4	130.7	114.9
4-Feb-15	102.4	109.4	130.9	114.9
21-Jan-15	104.7	108.9	132.2	114.9
7-Jan-15	113.7	122.4	136.1	124.0
23-Dec-14	118.2	128.9	137.7	124.0
10-Dec-14	128.7	132.9	139.7	105.0
26-Nov-14	133.7	139.4	144.4	124.0
12-Nov-14	133.7	139.4	144.4	124.0
29-Oct-14	133.7	139.4	145.4	124.0
15-Oct-14	139.1	145.4	147.9	124.0
1-Oct-14	139.7	145.4	147.9	124.0
17-Sep-14	139.7	145.4	147.9	124.0
3-Sep-14	139.7	145.4	147.9	124.0
Aug '14	140.7	146.2	149.4	124.0
Jul '14	144.3	150.7	150.3	124.0
Jun '14	145.3	150.7	150.2	124.0
May '14	145.1	151.4	153.1	124.0
Apr '14	141.2	147.2	153.6	124.0
Mar '14	138.8	145.2	154.9	105.0
Feb '14	133.1	139.4	150.6	105.0
Jan '14	131.9	136.9	148.9	105.0
Dec '13	136.2	n/a	149.7	105.0
Nov '13	137.6	141.2	143.5	105.0
Oct '13	141.1	148.9	141.9	105.0
Sep '13	141.9	148.9	141.9	105.0
Aug '13	143.0	148.9	141.9	105.0
Jul '13	146.2	148.9	144.2	105.0
Jun '13	151.3	161.9	145.0	105.0
May '13	143.2	151.4	145.3	105.0
Apr '13	136.7	141.9	146.4	105.0
Mar '13	136.5	144.7	147.6	105.0
Feb '13	132.7	139.2	143.3	105.0
Jan '13	132.1	138.9	142.7	105.0
Dec '12	133.7	141.7	141.9	105.0
Nov '12	136.4	143.7	138.1	105.0
Oct '12	141.0	148.1	139.2	105.0
Sep '12	139.6	144.9	137.9	105.0

Retail Motor Fuel Prices — Mayo

	Self-serve			Full-serve	
	regular	premium	diesel	regular	diesel
30-Sep-15	128.9	-	128.9	135.9	142.9
16-Sep-15	128.9	-	128.9	n/a	n/a
2-Sep-15	134.9	-	127.9	135.9	142.9
19-Aug-15	137.9	-	125.9	135.9	142.9
5-Aug-15	128.9	-	127.9	135.9	142.9
22-Jul-15	128.9	-	127.9	135.9	142.9
8-Jul-15	128.9	-	127.9	135.9	142.9
24-Jun-15	128.9	-	127.9	135.9	142.9
10-Jun-15	124.9	-	127.9	126.9	142.9
27-May-15	124.9	-	127.9	126.9	142.9
13-May-15	117.9	-	127.9	126.9	142.9
29-Apr-15	117.9	-	127.9	117.9	142.9
15-Apr-15	117.9	-	138.9	117.9	142.9
1-Apr-15	110.9	-	138.9	117.9	142.9
18-Mar-15	110.9	-	139.9	117.9	142.9
4-Mar-15	110.9	-	139.9	117.9	142.9
18-Feb-15	107.9	-	139.9	117.9	142.9
4-Feb-15	107.9	-	139.9	n/a	n/a
21-Jan-15	110.9	-	139.9	117.9	142.9
7-Jan-15	117.9	-	143.9	127.9	152.9
23-Dec-14	124.9	-	145.9	137.9	160.9
10-Dec-14	133.9	-	148.9	140.9	160.9
26-Nov-14	135.9	-	148.9	n/a	n/a
12-Nov-14	n/a	-	n/a	145.9	160.9
29-Oct-14	n/a	-	n/a	n/a	n/a
15-Oct-14	n/a	-	n/a	154.9	160.9
1-Oct-14	n/a	-	n/a	154.9	160.9
17-Sep-14	n/a	-	n/a	154.9	160.9
3-Sep-14	n/a	-	n/a	154.9	160.9
Aug '14	n/a	-	n/a	n/a	n/a
Jul '14	n/a	-	n/a	154.9	160.9
Jun '14	n/a	-	n/a	154.9	160.9
May '14	n/a	-	n/a	154.9	160.9
Apr '14	n/a	-	n/a	151.6	160.9
Mar '14	161.0	-	154.9	149.9	164.9
Feb '14	161.0	-	154.9	159.9	160.9
Jan '14	161.0	-	154.9	159.9	160.9
Dec '13	161.0	-	154.9	159.9	160.9
Nov '13	161.0	-	154.9	159.9	160.9
Oct '13	169.9	-	155.9	159.9	152.9
Sep '13	169.9	-	155.9	159.9	148.9
Aug '13	169.9	-	155.9	159.9	148.9
Jul '13	162.9	-	150.9	169.9	159.9
Jun '13	n/a	-	n/a	169.9	155.9
May '13	154.0	-	155.0	160.4	155.9
Apr '13	154.0	-	155.0	n/a	n/a
Mar '13	154.0	-	155.0	150.9	155.9
Feb '13	154.0	-	155.0	150.9	155.9
Jan '13	154.0	-	155.0	150.9	155.9
Dec '12	154.0	-	155.0	150.9	155.9
Nov '12	154.0	-	155.0	153.4	155.9
Oct '12	154.0	-	155.0	150.9	155.9
Sep '12	154.0	-	155.0	150.9	155.9

Retail Motor Fuel Prices — Pelly Crossing & Ross River

	Pelly Crossing Self-serve	
	regular	diesel
30-Sep-15	142.9	135.9
16-Sep-15	136.9	135.9
2-Sep-15	136.9	135.9
19-Aug-15	136.9	135.9
5-Aug-15	133.9	135.9
22-Jul-15	133.9	135.9
8-Jul-15	133.9	135.9
24-Jun-15	133.9	135.9
10-Jun-15	127.9	135.9
27-May-15	127.9	135.9
13-May-15	127.9	135.9
29-Apr-15	124.9	157.9
15-Apr-15	124.9	157.9
1-Apr-15	124.9	157.9
18-Mar-15	124.9	157.9
4-Mar-15	117.9	157.9
18-Feb-15	117.9	157.9
4-Feb-15	117.9	157.9
21-Jan-15	122.9	157.9
7-Jan-15	128.9	157.9
23-Dec-14	137.9	157.9
10-Dec-14	146.9	157.9
26-Nov-14	146.9	157.9
12-Nov-14	146.9	157.9
29-Oct-14	154.9	169.9
15-Oct-14	154.9	169.9
1-Oct-14	154.9	169.9
17-Sep-14	154.9	169.9
3-Sep-14	n/a	n/a
Aug '14	154.9	169.9
Jul '14	154.9	169.9
Jun '14	154.9	169.9
May '14	154.9	169.9
Apr '14	149.9	163.2
Mar '14	149.9	164.9
Feb '14	149.9	159.9
Jan '14	149.9	159.9
Dec '13	149.9	159.9
Nov '13	152.4	157.4
Oct '13	154.9	151.6
Sep '13	154.9	154.9
Aug '13	154.9	154.9
Jul '13	149.9	149.9
Jun '13	159.9	149.9
May '13	150.6	151.6
Apr '13	145.9	154.9
Mar '13	142.9	154.9
Feb '13	139.9	154.9
Jan '13	139.9	148.9
Dec '12	139.9	147.9
Nov '12	144.9	148.9
Oct '12	154.9	154.9
Sep '12	152.4	157.4

	Ross River Self-serve	
	regular	diesel
30-Sep-15	129.9	113.5
16-Sep-15	129.9	113.5
2-Sep-15	129.9	113.5
19-Aug-15	129.9	113.5
5-Aug-15	129.9	113.5
22-Jul-15	126.7	110.9
8-Jul-15	126.7	110.9
24-Jun-15	126.7	110.9
10-Jun-15	118.4	119.9
27-May-15	118.4	119.9
13-May-15	118.4	119.9
29-Apr-15	118.4	119.9
15-Apr-15	117.1	129.1
1-Apr-15	117.1	129.1
18-Mar-15	117.9	129.9
4-Mar-15	117.1	129.1
18-Feb-15	105.0	115.0
4-Feb-15	105.0	115.0
21-Jan-15	115.0	130.1
7-Jan-15	115.0	130.1
23-Dec-14	n/a	n/a
10-Dec-14	n/a	n/a
26-Nov-14	125.8	130.1
12-Nov-14	148.9	147.3
29-Oct-14	148.9	147.3
15-Oct-14	148.9	147.3
1-Oct-14	148.9	147.3
17-Sep-14	151.5	143.7
3-Sep-14	151.5	143.7
Aug '14	151.5	143.7
Jul '14	151.5	143.7
Jun '14	152.0	150.7
May '14	152.0	150.7
Apr '14	147.7	157.1
Mar '14	142.4	169.9
Feb '14	137.9	165.9
Jan '14	137.9	161.9
Dec '13	137.9	161.9
Nov '13	147.9	152.9
Oct '13	147.9	150.2
Sep '13	145.9	142.9
Aug '13	149.0	147.0
Jul '13	152.0	151.0
Jun '13	152.0	151.0
May '13	141.2	149.2
Apr '13	135.3	147.8
Mar '13	135.3	147.8
Feb '13	137.1	148.9
Jan '13	138.9	138.9
Dec '12	140.9	142.4
Nov '12	142.9	145.9
Oct '12	142.9	145.9
Sep '12	142.9	145.9

Retail Motor Fuel Prices — Stewart Crossing & Tagish

	Stewart Crossing		
	Self-Serve		
	regular	premium	diesel
30-Sep-15	129.9	135.9	134.9
16-Sep-15	129.9	135.9	134.9
2-Sep-15	136.9	142.9	134.9
19-Aug-15	139.9	145.9	134.9
5-Aug-15	129.9	135.9	134.9
22-Jul-15	129.9	135.9	134.9
8-Jul-15	129.9	135.9	134.9
24-Jun-15	129.9	135.9	134.9
10-Jun-15	126.9	132.9	134.9
27-May-15	126.9	132.9	134.9
13-May-15	119.9	125.9	134.9
29-Apr-15	128.0	134.0	143.0
15-Apr-15	128.0	134.0	143.0
1-Apr-15	123.0	129.0	148.0
18-Mar-15	123.0	129.0	148.0
4-Mar-15	118.0	124.0	148.0
18-Feb-15	118.0	124.0	148.0
4-Feb-15	118.0	124.0	148.0
21-Jan-15	113.0	119.0	148.0
7-Jan-15	127.0	133.0	154.0

23-Dec-14	133.0	139.0	157.0
10-Dec-14	141.0	147.0	157.0
26-Nov-14	146.0	152.0	165.0
12-Nov-14	146.0	152.0	165.0
29-Oct-14	148.0	154.0	165.0
15-Oct-14	153.0	163.0	165.0
1-Oct-14	153.0	163.0	165.0
17-Sep-14	153.0	163.0	165.0
3-Sep-14	153.0	163.0	165.0

Aug '14	153.0	163.0	165.0
Jul '14	159.5	163.5	163.0
Jun '14	160.0	164.0	160.9
May '14	158.0	164.0	160.9
Apr '14	153.3	160.3	160.9
Mar '14	153.0	157.0	160.9
Feb '14	148.5	154.5	158.4
Jan '14	146.0	152.0	155.9

Dec '13	146.0	152.0	155.9
Nov '13	146.0	164.0	153.9
Oct '13	158.0	164.0	152.5
Sep '13	158.0	164.0	153.5
Aug '13	158.0	164.0	153.9
Jul '13	162.0	168.0	153.9
Jun '13	166.0	172.0	153.9
May '13	156.3	158.7	157.2
Apr '13	146.0	152.0	158.9
Mar '13	149.5	153.0	155.9
Feb '13	148.0	154.0	152.9
Jan '13	148.0	154.0	152.9

Dec '12	148.0	154.0	152.9
Nov '12	150.0	156.0	147.7
Oct '12	154.0	160.0	147.5
Sep '12	154.0	160.0	147.5

	Tagish			
	Self-serve			Full-serve
	regular	premium	diesel	propane
30-Sep-15	119.8	136.8	118.8	100.0
16-Sep-15	119.8	136.8	122.8	100.0
2-Sep-15	125.8	142.8	120.8	100.0
19-Aug-15	n/a	n/a	n/a	n/a
5-Aug-15	114.9	129.8	130.4	100.0
22-Jul-15	114.9	129.8	130.4	110.0
8-Jul-15	119.8	129.8	120.9	100.0
24-Jun-15	124.8	134.8	120.8	100.0
10-Jun-15	117.4	132.8	130.4	100.0
27-May-15	113.4	124.8	130.4	100.0
13-May-15	111.4	124.8	130.4	100.0
29-Apr-15	109.9	n/a	139.9	n/a
15-Apr-15	111.4	124.8	130.4	100.0
1-Apr-15	111.4	124.8	134.4	100.0
18-Mar-15	111.4	124.8	134.4	100.0
4-Mar-15	111.4	124.8	134.4	110.0
18-Feb-15	106.4	124.8	132.4	110.0
4-Feb-15	106.4	124.8	132.4	100.0
21-Jan-15	106.4	124.8	119.4	100.0
7-Jan-15	129.9	134.8	146.9	110.0

23-Dec-14	n/a	n/a	n/a	n/a
10-Dec-14	136.4	134.8	146.9	110.0
26-Nov-14	138.9	149.8	150.4	110.0
12-Nov-14	138.9	149.8	150.4	110.0
29-Oct-14	138.9	149.8	150.4	110.0
15-Oct-14	144.4	149.8	150.4	110.0
1-Oct-14	144.4	149.8	150.4	110.0
17-Sep-14	144.4	149.8	150.4	110.0
3-Sep-14	144.4	149.8	150.4	110.0

Aug '14	144.4	149.8	150.4	110.0
Jul '14	144.6	149.8	151.1	110.0
Jun '14	145.7	149.8	152.4	110.0
May '14	143.7	151.3	151.9	120.0
Apr '14	141.9	148.8	151.4	131.7
Mar '14	139.9	145.3	151.4	135.0
Feb '14	136.4	138.8	151.4	110.0
Jan '14	141.4	138.8	151.4	110.0

Dec '13	141.9	146.8	147.2	115.0
Nov '13	142.4	146.8	145.4	112.5
Oct '13	147.4	146.8	144.9	111.7
Sep '13	147.4	156.8	144.9	115.0
Aug '13	147.4	156.8	144.9	110.0
Jul '13	147.4	156.8	144.9	107.5
Jun '13	148.9	156.8	145.4	107.5
May '13	142.7	150.1	145.9	108.3
Apr '13	139.9	144.8	145.9	105.0
Mar '13	139.9	144.8	145.9	105.0
Feb '13	136.4	140.8	144.9	110.0
Jan '13	137.4	140.8	140.4	115.0

Dec '12	141.2	140.8	140.7	115.0
Nov '12	138.9	146.9	141.4	110.0
Oct '12	141.4	147.8	144.9	111.7
Sep '12	140.4	147.3	144.9	110.0

Retail Motor Fuel Prices — Teslin

	Self-serve			Full-serve
	regular	premium	diesel	propane
30-Sep-15	123.9	133.9	126.9	115.0
16-Sep-15	123.9	133.9	126.9	115.0
2-Sep-15	133.9	143.9	126.9	115.0
19-Aug-15	131.9	143.9	126.9	115.0
5-Aug-15	124.4	134.9	128.9	115.0
22-Jul-15	126.4	134.9	126.9	115.0
8-Jul-15	126.9	134.9	126.9	115.0
24-Jun-15	128.9	138.9	126.9	115.0
10-Jun-15	122.4	130.9	126.9	115.0
27-May-15	120.4	130.9	129.9	115.0
13-May-15	113.9	123.9	129.4	115.0
29-Apr-15	113.9	123.9	131.4	115.0
15-Apr-15	113.9	123.9	131.4	110.0
1-Apr-15	113.9	123.9	131.4	115.0
18-Mar-15	113.9	123.9	132.9	110.0
4-Mar-15	113.9	123.9	132.9	115.0
18-Feb-15	113.9	123.9	132.9	115.0
4-Feb-15	98.9	108.9	132.9	115.0
21-Jan-15	98.9	108.9	132.9	115.0
7-Jan-15	114.4	124.9	139.9	115.0
23-Dec-14	120.4	128.9	142.9	115.0
10-Dec-14	126.9	136.9	149.9	115.0
26-Nov-14	130.9	141.9	151.9	115.0
12-Nov-14	130.9	141.9	149.9	115.0
29-Oct-14	130.9	141.9	148.9	110.0
15-Oct-14	138.9	148.9	149.9	110.0
1-Oct-14	139.9	n/a	149.9	110.0
17-Sep-14	139.4	148.9	149.9	110.0
3-Sep-14	139.4	148.9	149.9	110.0
Aug '14	139.4	148.9	149.9	107.5
Jul '14	145.7	155.4	149.9	108.8
Jun '14	145.9	155.9	150.4	110.0
May '14	146.9	156.9	151.2	121.5
Apr '14	143.6	153.9	152.9	121.5
Mar '14	139.4	152.9	154.7	121.5
Feb '14	135.9	152.9	157.9	121.5
Jan '14	132.9	152.9	148.9	110.0
Dec '13	138.9	152.9	149.7	108.5
Nov '13	138.4	152.9	142.9	107.0
Oct '13	141.2	152.9	143.4	107.0
Sep '13	143.2	152.9	146.4	107.0
Aug '13	143.9	152.9	140.2	111.3
Jul '13	144.7	154.9	141.4	112.5
Jun '13	149.4	157.9	141.2	112.5
May '13	141.1	150.2	141.4	110.8
Apr '13	133.7	143.4	143.2	112.5
Mar '13	133.9	143.9	143.9	110.0
Feb '13	132.7	142.4	141.9	107.5
Jan '13	132.2	141.4	141.2	107.5
Dec '12	133.2	143.4	140.2	107.5
Nov '12	134.4	143.9	136.7	107.5
Oct '12	138.9	149.9	138.9	107.5
Sep '12	140.7	149.9	139.7	107.5

Retail Motor Fuel Prices — Watson Lake

	Self-serve			Full-serve	
	regular	premium	diesel	diesel	propane
30-Sep-15	113.9	129.9	110.5	-	127.7
16-Sep-15	120.2	133.9	118.1	-	126.7
2-Sep-15	125.3	132.9	119.0	-	126.7
19-Aug-15	128.6	132.9	118.9	-	130.9
5-Aug-15	123.3	125.9	118.1	-	130.9
22-Jul-15	123.6	125.9	118.5	n/a	130.9
8-Jul-15	122.5	125.9	118.1	n/a	130.9
24-Jun-15	121.9	132.4	118.5	n/a	130.9
10-Jun-15	119.0	125.9	118.1	143.9	130.9
27-May-15	118.3	122.9	119.0	143.9	130.9
13-May-15	115.9	123.4	119.7	143.9	130.9
29-Apr-15	113.4	119.9	119.7	143.9	130.9
15-Apr-15	108.6	119.9	114.9	143.9	130.9
1-Apr-15	108.2	119.9	117.0	143.9	130.9
18-Mar-15	108.4	118.4	116.7	-	130.9
4-Mar-15	103.2	113.4	121.0	-	130.9
18-Feb-15	101.4	113.4	122.4	-	130.9
4-Feb-15	99.9	111.9	125.9	-	130.9
21-Jan-15	99.9	111.9	125.9	-	130.9
7-Jan-15	101.9	115.9	135.9	-	130.9
23-Dec-14	111.9	123.4	137.4	n/a	130.9
10-Dec-14	117.9	129.9	142.9	140.9	130.9
26-Nov-14	125.9	134.9	146.9	140.9	130.9
12-Nov-14	131.4	141.4	148.9	140.9	130.9
29-Oct-14	133.9	148.9	141.4	140.9	130.9
15-Oct-14	143.9	148.9	150.2	140.9	130.9
1-Oct-14	144.7	151.6	150.7	140.9	130.9
17-Sep-14	145.4	152.6	150.7	140.9	127.2
3-Sep-14	145.4	152.6	151.4	140.9	127.2
Aug '14	145.7	152.1	151.3	140.9	127.2
Jul '14	146.3	152.9	153.0	140.9	127.2
Jun '14	146.7	154.1	153.6	140.9	128.8
May '14	145.4	155.2	152.4	140.9	129.1
Apr '14	140.6	151.6	154.6	140.9	130.9
Mar '14	143.9	153.9	164.4	140.9	130.9
Feb '14	142.4	153.4	162.9	140.9	130.9
Jan '14	143.4	155.4	159.9	140.9	130.9
Dec '13	144.8	156.9	154.9	140.9	131.4
Nov '13	147.9	159.9	151.4	n/a	131.9
Oct '13	149.0	159.6	148.0	140.9	130.7
Sep '13	149.6	158.4	147.2	140.9	130.3
Aug '13	149.6	159.4	147.2	140.9	130.6
Jul '13	149.3	158.2	146.9	140.9	126.7
Jun '13	148.9	158.2	146.6	140.9	126.2
May '13	139.1	149.2	143.8	140.9	124.7
Apr '13	137.9	149.9	144.9	140.9	123.7
Mar '13	137.9	149.9	144.9	140.9	126.4
Feb '13	130.9	141.7	141.2	140.9	120.9
Jan '13	129.9	132.9	136.9	140.9	120.9
Dec '12	130.4	140.9	137.9	140.9	126.4
Nov '12	137.4	147.7	138.2	140.9	126.4
Oct '12	140.1	149.5	140.0	140.9	126.9
Sep '12	137.9	146.2	141.6	140.9	127.2

Residential Fuel Prices in Yukon

Average Prices as of September 30th, 2015

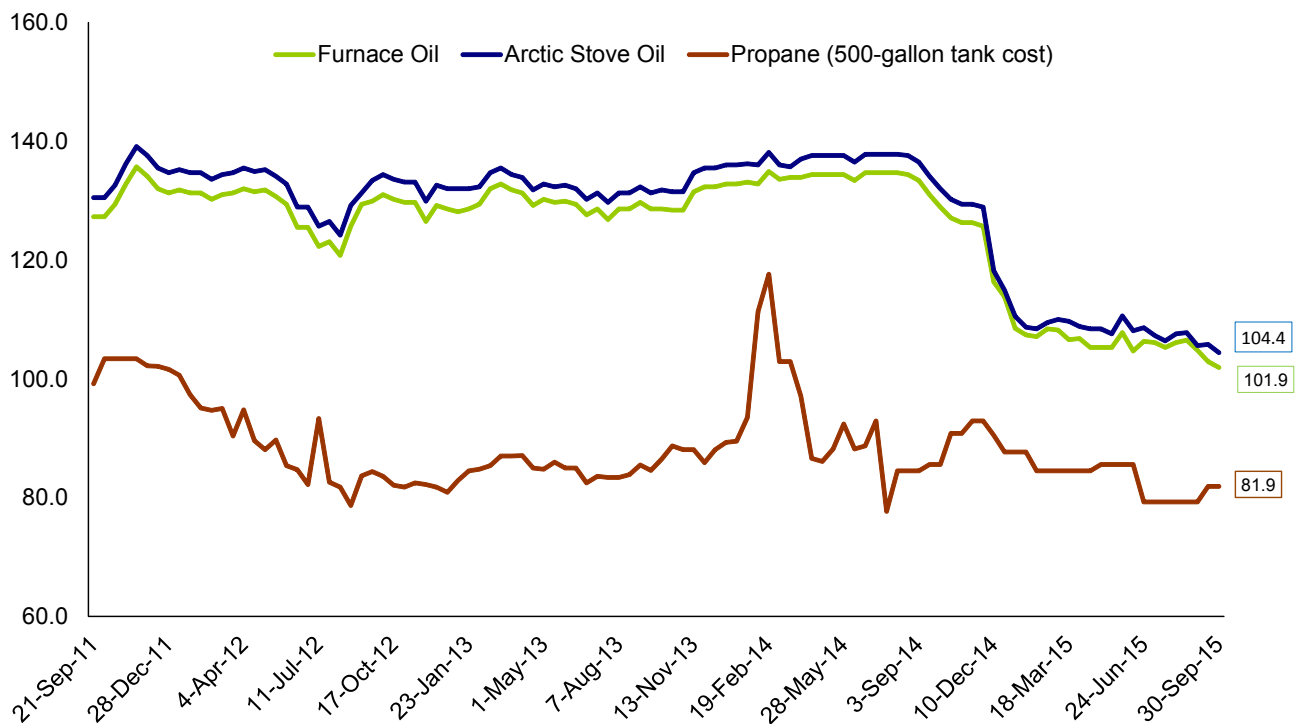
	Residential Heating Fuels			% Change Sep 17, 2014 to Sep 30, 2015		
	Furnace Oil	Arctic Stove Oil	Propane (500-gallon tank cost)	Furnace Oil	Arctic Stove Oil	Propane (500-gallon tank cost)
Whitehorse	101.9	104.4	81.9	-22.2%	-22.1%	-4.3%
Carmacks	103.7	106.9	81.9	-23.9%	-23.3%	-4.3%
Dawson City	109.2	111.0	81.9	-23.0%	-23.4%	-4.3%
Faro	104.0	107.1	81.9	-23.8%	-23.3%	-4.3%
Haines Junction	100.9	104.4	81.9	-24.4%	-21.1%	-4.3%
Mayo	114.2	114.8	81.9	-23.7%	-23.3%	-4.3%
Ross River	105.0	108.2	81.9	-23.7%	-23.1%	-4.3%
Tagish	103.0	111.4	-	n/a	-25.3%	-
Teslin	103.7	107.1	81.9	-24.0%	-23.2%	-4.3%
Watson Lake	108.8	112.8	81.9	-21.1%	-19.8%	-4.3%

Notes: All prices are Canadian cents per litre, including all applicable taxes.
 "-" indicates this service was not available in this community at this time.
 "n/a" indicates this information was not available for the reporting period.

Comparing September 30th, 2015 to September 17th, 2014, prices decreased in all Yukon communities for Furnace Oil, Arctic Stove Oil and Propane.

Note: Price discounts may apply to seniors, members of unions or service groups, or for quick payment. Ask your fuel supplier for details.

Average Residential Bi-weekly Heating Fuel Prices, Whitehorse
 September 2011 - September 2015
 (cents per litre)



Residential Heating Fuel Prices — Whitehorse

	Furnace Oil	Arctic Stove Oil	Propane (500-gallon tank cost)
30-Sep-15	101.9	104.4	81.9
16-Sep-15	102.9	105.8	81.9
2-Sep-15	104.8	105.6	79.3
19-Aug-15	106.5	107.8	79.3
6-Aug-15	106.1	107.6	79.3
22-Jul-15	105.3	106.4	79.3
8-Jul-15	106.1	107.3	79.3
24-Jun-15	106.3	108.6	79.3
10-Jun-15	104.7	108.1	85.6
27-May-15	107.8	110.6	85.6
13-May-15	105.3	107.6	85.6
29-Apr-15	105.3	108.4	85.6
15-Apr-15	105.3	108.4	84.5
1-Apr-15	106.8	108.8	84.5
18-Mar-15	106.6	109.7	84.5
4-Mar-15	108.2	110.0	84.5
18-Feb-15	108.4	109.5	84.5
4-Feb-15	107.1	108.4	84.5
21-Jan-15	107.4	108.7	87.7
7-Jan-15	108.5	110.5	87.7
23-Dec-14	113.8	114.9	87.7
10-Dec-14	116.3	118.2	90.5
26-Nov-14	125.7	128.9	92.9
12-Nov-14	126.3	129.4	92.9
29-Oct-14	126.3	129.4	90.8
15-Oct-14	127.1	130.2	90.8
1-Oct-14	128.9	132.0	85.6
17-Sep-14	131.0	134.1	85.6
3-Sep-14	133.4	136.5	84.5
Aug '14	134.6	137.7	84.5
Jul '14	134.7	137.8	85.3
Jun '14	134.1	137.2	88.5
May '14	134.4	137.6	90.3
Apr '14	134.2	137.4	89.9
Mar '14	133.8	135.9	102.9
Feb '14	133.9	137.1	114.5
Jan '14	133.0	136.1	91.5
Dec '13	132.6	135.8	88.7
Nov '13	131.9	135.1	87.0
Oct '13	128.5	131.6	87.8
Sep '13	129.2	131.8	85.1
Aug '13	128.6	131.3	83.7
Jul '13	127.7	130.5	83.5
Jun '13	128.5	131.1	83.8
May '13	129.9	132.6	85.3
Apr '13	130.3	132.9	86.1
Mar '13	132.3	135.0	87.0
Feb '13	130.7	133.5	85.1
Jan '13	128.4	132.0	83.7
Dec '12	128.9	132.3	81.4
Nov '12	128.1	131.5	87.8
Oct '12	130.3	133.7	82.4
Sep '12	129.7	132.4	84.1

Residential Heating Fuel Prices — Carmacks

	Furnace Oil	Arctic Stove Oil	Propane (500-gallon tank cost)
30-Sep-15	103.7	106.9	81.9
16-Sep-15	103.7	106.9	81.9
2-Sep-15	103.7	106.9	79.3
19-Aug-15	109.0	112.1	79.3
6-Aug-15	109.0	112.1	79.3
22-Jul-15	109.0	112.1	79.3
8-Jul-15	109.0	112.1	79.3
24-Jun-15	109.0	112.1	79.3
10-Jun-15	109.0	112.1	85.6
27-May-15	n/a	n/a	85.6
13-May-15	109.0	112.1	85.6
29-Apr-15	109.0	112.1	85.6
15-Apr-15	109.0	112.1	84.5
1-Apr-15	109.0	112.1	84.5
18-Mar-15	109.0	112.1	84.5
4-Mar-15	n/a	n/a	84.5
18-Feb-15	109.0	112.1	84.5
4-Feb-15	109.0	112.1	84.5
21-Jan-15	112.1	115.3	87.7
7-Jan-15	115.3	118.4	87.7
23-Dec-14	122.6	125.8	87.7
10-Dec-14	125.8	128.9	95.0
26-Nov-14	126.8	130.0	92.9
12-Nov-14	126.8	130.0	92.9
29-Oct-14	126.8	130.0	90.8
15-Oct-14	128.9	132.1	90.8
1-Oct-14	131.0	134.2	85.6
17-Sep-14	136.3	139.4	85.6
3-Sep-14	136.3	139.4	84.5
Aug '14	136.3	139.4	84.5
Jul '14	136.3	139.4	85.3
Jun '14	136.3	139.4	88.5
May '14	136.3	139.4	90.3
Apr '14	136.3	139.4	89.9
Mar '14	136.3	139.4	102.9
Feb '14	135.3	138.4	114.5
Jan '14	133.1	136.3	91.5
Dec '13	133.1	136.3	86.2
Nov '13	133.1	137.6	80.7
Oct '13	128.9	132.1	82.2
Sep '13	128.9	132.1	76.8
Aug '13	128.9	132.1	76.1
Jul '13	131.0	134.2	75.7
Jun '13	133.1	136.3	79.2
May '13	133.8	137.0	81.0
Apr '13	135.2	138.4	81.4
Mar '13	137.3	140.5	80.4
Feb '13	134.2	137.4	76.9
Jan '13	131.0	134.2	74.6
Dec '12	131.0	134.2	69.2
Nov '12	132.6	135.8	71.5
Oct '12	134.2	137.3	72.9
Sep '12	131.6	134.7	75.7

Residential Heating Fuel Prices — Dawson City

	Furnace Oil	Arctic Stove Oil	Propane (500-gallon tank cost)
30-Sep-15	109.2	111.0	81.9
16-Sep-15	109.2	112.4	81.9
2-Sep-15	109.2	109.1	79.3
19-Aug-15	114.5	113.2	79.3
6-Aug-15	114.5	113.8	79.3
22-Jul-15	114.5	114.0	79.3
8-Jul-15	114.5	114.6	79.3
24-Jun-15	114.5	114.2	79.3
10-Jun-15	114.5	116.1	85.6
27-May-15	n/a	115.2	85.6
13-May-15	114.5	113.8	85.6
29-Apr-15	114.5	117.6	85.6
15-Apr-15	114.5	117.6	84.5
1-Apr-15	114.5	116.7	84.5
18-Mar-15	114.5	117.6	84.5
4-Mar-15	n/a	118.1	84.5
18-Feb-15	114.5	114.4	84.5
4-Feb-15	114.5	114.4	84.5
21-Jan-15	117.6	119.0	87.7
7-Jan-15	120.8	127.1	87.7
23-Dec-14	128.1	134.4	87.7
10-Dec-14	131.3	134.4	95.0
26-Nov-14	132.3	135.5	92.9
12-Nov-14	132.3	135.5	92.9
29-Oct-14	132.3	135.5	90.8
15-Oct-14	134.4	137.6	90.8
1-Oct-14	136.5	139.7	85.6
17-Sep-14	141.8	144.9	85.6
3-Sep-14	141.8	144.9	84.5
Aug '14	141.8	144.9	84.5
Jul '14	141.8	144.9	85.3
Jun '14	141.8	144.9	88.5
May '14	141.8	144.9	90.3
Apr '14	141.8	144.9	89.9
Mar '14	141.8	144.9	102.9
Feb '14	140.8	143.9	114.5
Jan '14	138.6	141.8	91.5
Dec '13	138.6	141.8	86.2
Nov '13	138.6	141.8	80.7
Oct '13	134.4	137.6	82.2
Sep '13	134.4	137.6	76.8
Aug '13	134.4	137.6	76.1
Jul '13	136.5	139.7	75.7
Jun '13	138.6	141.8	80.7
May '13	139.3	142.5	82.8
Apr '13	140.7	139.8	85.6
Mar '13	142.8	139.7	85.3
Feb '13	139.7	137.6	85.0
Jan '13	136.5	136.0	82.5
Dec '12	136.5	136.0	76.8
Nov '12	138.1	136.9	78.5
Oct '12	139.7	138.5	76.3
Sep '12	137.1	138.7	79.6

Residential Heating Fuel Prices — Faro

	Furnace Oil	Arctic Stove Oil	Propane (500-gallon tank cost)
30-Sep-15	104.0	107.1	81.9
16-Sep-15	104.0	107.1	81.9
2-Sep-15	104.0	107.1	79.3
19-Aug-15	109.2	112.4	79.3
6-Aug-15	109.2	112.4	79.3
22-Jul-15	109.2	112.4	79.3
8-Jul-15	109.2	112.4	79.3
24-Jun-15	109.2	112.4	79.3
10-Jun-15	109.2	112.4	85.6
27-May-15	n/a	n/a	85.6
13-May-15	109.2	112.4	85.6
29-Apr-15	109.2	112.4	85.6
15-Apr-15	109.2	112.4	84.5
1-Apr-15	109.2	112.4	84.5
18-Mar-15	109.2	112.4	84.5
4-Mar-15	n/a	n/a	84.5
18-Feb-15	109.2	112.4	84.5
4-Feb-15	109.2	112.4	84.5
21-Jan-15	112.4	115.5	87.7
7-Jan-15	115.5	118.7	87.7
23-Dec-14	122.9	126.0	87.7
10-Dec-14	126.0	129.2	95.0
26-Nov-14	127.1	130.2	92.9
12-Nov-14	127.1	130.2	92.9
29-Oct-14	127.1	130.2	90.8
15-Oct-14	129.2	132.3	90.8
1-Oct-14	131.3	134.4	85.6
17-Sep-14	136.5	139.7	85.6
3-Sep-14	136.5	139.7	84.5
Aug '14	136.5	139.7	84.5
Jul '14	136.5	139.7	85.3
Jun '14	136.5	139.7	88.5
May '14	136.5	139.7	90.3
Apr '14	136.5	139.7	89.9
Mar '14	136.5	139.7	102.9
Feb '14	135.5	138.7	114.5
Jan '14	133.4	136.5	91.5
Dec '13	133.4	136.5	86.2
Nov '13	133.4	136.5	80.7
Oct '13	129.2	132.3	82.2
Sep '13	129.2	132.3	76.8
Aug '13	129.2	132.3	76.1
Jul '13	131.3	134.4	75.7
Jun '13	133.4	136.5	80.7
May '13	134.1	137.2	82.8
Apr '13	135.5	138.6	85.6
Mar '13	137.6	140.7	85.3
Feb '13	134.5	137.6	85.0
Jan '13	131.3	134.4	82.5
Dec '12	131.3	134.4	76.8
Nov '12	132.9	136.0	78.5
Oct '12	134.4	137.6	76.3
Sep '12	131.8	135.0	79.6

Residential Heating Fuel Prices — Haines Junction

	Furnace Oil	Arctic Stove Oil	Propane (500-gallon tank cost)
30-Sep-15	100.9	104.4	81.9
16-Sep-15	100.9	104.1	81.9
2-Sep-15	100.9	103.2	79.3
19-Aug-15	106.2	106.9	79.3
6-Aug-15	106.2	107.3	79.3
22-Jul-15	106.2	107.5	79.3
8-Jul-15	106.2	109.2	79.3
24-Jun-15	106.2	107.6	79.3
10-Jun-15	106.2	108.2	85.6
27-May-15	n/a	107.9	85.6
13-May-15	106.2	106.2	85.6
29-Apr-15	106.2	102.7	85.6
15-Apr-15	106.2	103.0	84.5
1-Apr-15	106.2	108.5	84.5
18-Mar-15	106.2	109.3	84.5
4-Mar-15	n/a	108.8	84.5
18-Feb-15	106.2	107.9	84.5
4-Feb-15	106.2	106.0	84.5
21-Jan-15	109.3	103.5	87.7
7-Jan-15	112.5	105.8	87.7
23-Dec-14	119.8	114.0	87.7
10-Dec-14	123.0	118.7	95.0
26-Nov-14	124.0	125.8	92.9
12-Nov-14	124.0	127.2	92.9
29-Oct-14	124.0	127.1	90.8
15-Oct-14	126.1	127.4	90.8
1-Oct-14	128.2	130.3	85.6
17-Sep-14	133.5	132.4	85.6
3-Sep-14	133.5	130.8	84.5
Aug '14	133.5	133.7	84.5
Jul '14	133.5	132.9	85.3
Jun '14	133.5	133.7	88.5
May '14	133.5	134.5	90.3
Apr '14	133.5	133.8	89.9
Mar '14	133.5	133.9	102.9
Feb '14	132.5	132.6	114.5
Jan '14	130.3	130.0	91.5
Dec '13	130.3	126.3	86.2
Nov '13	130.3	126.4	80.7
Oct '13	126.1	124.1	82.2
Sep '13	126.1	127.2	76.8
Aug '13	126.1	122.4	76.1
Jul '13	128.2	123.5	75.7
Jun '13	130.3	124.5	79.2
May '13	131.0	131.0	81.0
Apr '13	132.4	136.3	81.4
Mar '13	134.5	136.6	80.4
Feb '13	131.4	132.1	76.9
Jan '13	128.2	129.5	74.6
Dec '12	128.2	128.6	69.2
Nov '12	129.8	128.8	71.5
Oct '12	131.4	131.3	72.9
Sep '12	128.8	130.7	75.7

Residential Heating Fuel Prices — Mayo

	Furnace Oil	Arctic Stove Oil	Propane (500-gallon tank cost)
30-Sep-15	114.2	114.8	81.9
16-Sep-15	114.2	117.4	81.9
2-Sep-15	116.3	114.3	79.3
19-Aug-15	119.0	117.0	79.3
6-Aug-15	119.0	117.4	79.3
22-Jul-15	119.0	117.5	79.3
8-Jul-15	119.0	117.9	79.3
24-Jun-15	119.0	117.6	79.3
10-Jun-15	119.0	118.9	85.6
27-May-15	118.7	117.4	85.6
13-May-15	119.0	117.4	85.6
29-Apr-15	119.0	121.1	85.6
15-Apr-15	119.0	121.1	84.5
1-Apr-15	119.0	119.3	84.5
18-Mar-15	119.0	121.1	84.5
4-Mar-15	118.7	118.9	84.5
18-Feb-15	119.0	117.8	84.5
4-Feb-15	119.0	117.8	84.5
21-Jan-15	116.3	114.1	87.7
7-Jan-15	118.8	119.3	87.7
23-Dec-14	126.8	127.8	87.7
10-Dec-14	132.6	141.8	90.5
26-Nov-14	140.3	140.3	92.9
12-Nov-14	140.3	140.3	92.9
29-Oct-14	140.3	140.3	90.8
15-Oct-14	142.4	142.4	90.8
1-Oct-14	144.5	144.5	85.6
17-Sep-14	149.7	149.7	85.6
3-Sep-14	149.7	149.7	84.5
Aug '14	149.7	149.7	84.5
Jul '14	149.7	149.7	85.3
Jun '14	149.7	149.7	88.5
May '14	149.7	149.7	90.3
Apr '14	149.7	149.7	89.9
Mar '14	149.7	149.7	102.9
Feb '14	148.7	148.7	114.5
Jan '14	146.6	146.6	91.5
Dec '13	146.6	146.6	86.2
Nov '13	143.4	146.6	80.7
Oct '13	139.2	142.4	82.2
Sep '13	139.2	142.4	76.8
Aug '13	139.2	142.4	76.1
Jul '13	141.3	144.5	75.7
Jun '13	143.4	146.6	80.7
May '13	144.1	147.3	82.8
Apr '13	145.5	148.7	85.6
Mar '13	147.6	150.8	85.3
Feb '13	144.5	147.7	85.0
Jan '13	141.3	144.5	82.5
Dec '12	141.3	144.5	76.8
Nov '12	142.9	146.1	78.5
Oct '12	144.5	147.6	76.3
Sep '12	141.9	145.0	79.6

Residential Heating Fuel Prices — Ross River

	Furnace Oil	Arctic Stove Oil	Propane (500-gallon tank cost)
30-Sep-15	105.0	108.2	81.9
16-Sep-15	105.0	108.2	81.9
2-Sep-15	105.0	108.2	79.3
19-Aug-15	110.9	114.0	79.3
6-Aug-15	110.9	114.0	79.3
22-Jul-15	110.9	114.0	79.3
8-Jul-15	110.9	114.0	79.3
24-Jun-15	110.9	114.0	79.3
10-Jun-15	110.9	114.0	85.6
27-May-15	n/a	n/a	85.6
13-May-15	110.3	113.4	85.6
29-Apr-15	110.3	113.4	85.6
15-Apr-15	110.3	113.4	84.5
1-Apr-15	110.3	113.4	84.5
18-Mar-15	110.3	113.4	84.5
4-Mar-15	n/a	n/a	84.5
18-Feb-15	110.3	113.4	84.5
4-Feb-15	110.3	113.4	84.5
21-Jan-15	113.4	116.6	87.7
7-Jan-15	116.6	119.7	87.7
23-Dec-14	123.9	127.1	87.7
10-Dec-14	127.1	130.2	95.0
26-Nov-14	128.1	131.3	92.9
12-Nov-14	128.1	131.3	92.9
29-Oct-14	128.1	131.3	90.8
15-Oct-14	130.2	133.4	90.8
1-Oct-14	132.3	135.5	85.6
17-Sep-14	137.6	140.7	85.6
3-Sep-14	137.6	140.7	84.5
Aug '14	137.6	140.7	84.5
Jul '14	137.6	140.7	85.3
Jun '14	137.6	140.7	88.5
May '14	137.6	140.7	90.3
Apr '14	137.6	140.7	89.9
Mar '14	137.6	140.7	102.9
Feb '14	136.6	139.7	114.5
Jan '14	134.4	137.6	91.5
Dec '13	134.4	137.6	86.2
Nov '13	134.4	137.6	80.7
Oct '13	130.2	133.4	82.2
Sep '13	130.2	133.4	76.8
Aug '13	130.2	133.4	76.1
Jul '13	132.3	135.5	75.7
Jun '13	134.4	137.6	80.7
May '13	135.1	138.3	82.8
Apr '13	136.5	139.7	85.6
Mar '13	138.6	141.8	85.3
Feb '13	135.5	138.7	85.0
Jan '13	132.3	135.5	82.5
Dec '12	132.3	135.5	76.8
Nov '12	133.9	137.1	78.5
Oct '12	135.5	138.6	76.3
Sep '12	132.9	136.0	79.6

Residential Heating Fuel Prices — Tagish & Teslin

	Tagish		
	Furnace Oil	Arctic Stove Oil	Propane (500-gallon tank cost)
30-Sep-15	103.0	111.4	-
16-Sep-15	103.0	116.1	-
2-Sep-15	103.0	111.3	-
19-Aug-15	108.3	114.0	-
6-Aug-15	108.3	114.3	-
22-Jul-15	108.3	114.5	-
8-Jul-15	108.3	114.8	-
24-Jun-15	108.3	114.6	-
10-Jun-15	108.3	115.9	-
27-May-15	n/a	118.4	-
13-May-15	108.3	116.0	-
29-Apr-15	108.3	111.4	-
15-Apr-15	108.3	118.7	-
1-Apr-15	108.3	116.3	-
18-Mar-15	108.3	118.7	-
4-Mar-15	n/a	119.9	-
18-Feb-15	108.3	115.3	-
4-Feb-15	108.3	111.8	-
21-Jan-15	-	112.3	-
7-Jan-15	-	136.5	-
23-Dec-14	-	136.5	-
10-Dec-14	-	136.5	-
26-Nov-14	-	142.8	-
12-Nov-14	-	142.8	-
29-Oct-14	-	142.8	-
15-Oct-14	-	149.1	-
1-Oct-14	-	149.1	-
17-Sep-14	-	149.1	-
3-Sep-14	-	149.1	-
Aug '14	-	149.1	-
Jul '14	-	149.1	-
Jun '14	-	149.1	-
May '14	-	149.1	-
Apr '14	-	149.1	-
Mar '14	-	147.6	-
Feb '14	-	146.0	-
Jan '14	-	143.9	-
Dec '13	-	140.2	-
Nov '13	-	136.5	-
Oct '13	-	136.5	-
Sep '13	-	136.5	-
Aug '13	-	136.5	-
Jul '13	-	136.5	-
Jun '13	-	136.5	-
May '13	-	136.5	-
Apr '13	-	136.5	-
Mar '13	-	136.5	-
Feb '13	-	136.5	-
Jan '13	-	136.5	-
Dec '12	-	136.5	-
Nov '12	-	134.4	-
Oct '12	-	134.4	-
Sep '12	-	134.4	-

	Teslin		
	Furnace Oil	Arctic Stove Oil	Propane (500-gallon tank cost)
30-Sep-15	103.7	107.1	81.9
16-Sep-15	103.7	106.9	81.9
2-Sep-15	103.7	105.3	79.3
19-Aug-15	109.0	109.3	79.3
6-Aug-15	109.0	109.8	79.3
22-Jul-15	109.0	110.1	79.3
8-Jul-15	109.0	110.6	79.3
24-Jun-15	109.0	110.3	79.3
10-Jun-15	109.0	112.2	85.6
27-May-15	n/a	112.9	85.6
13-May-15	109.0	109.8	85.6
29-Apr-15	109.0	112.1	85.6
15-Apr-15	109.0	112.1	84.5
1-Apr-15	109.0	111.7	84.5
18-Mar-15	109.0	112.1	84.5
4-Mar-15	n/a	113.6	84.5
18-Feb-15	109.0	110.3	84.5
4-Feb-15	109.0	110.3	84.5
21-Jan-15	112.2	112.2	87.7
7-Jan-15	115.4	118.5	87.7
23-Dec-14	122.7	125.9	87.7
10-Dec-14	125.9	129.0	95.0
26-Nov-14	126.9	130.1	92.9
12-Nov-14	126.9	130.1	92.9
29-Oct-14	126.9	130.1	90.8
15-Oct-14	129.0	132.2	90.8
1-Oct-14	131.1	134.3	85.6
17-Sep-14	136.4	139.5	85.6
3-Sep-14	136.4	139.5	84.5
Aug '14	136.4	139.5	84.5
Jul '14	136.4	139.5	85.3
Jun '14	136.4	139.5	88.5
May '14	136.4	139.4	90.3
Apr '14	136.4	139.4	89.9
Mar '14	136.4	139.4	102.9
Feb '14	135.4	138.4	114.5
Jan '14	133.2	136.3	91.5
Dec '13	133.2	136.3	86.2
Nov '13	133.0	136.1	80.7
Oct '13	128.6	131.8	82.2
Sep '13	128.1	131.3	76.8
Aug '13	126.6	129.7	76.1
Jul '13	130.7	133.9	75.7
Jun '13	133.1	136.3	79.2
May '13	131.7	134.9	81.0
Apr '13	132.1	135.3	81.4
Mar '13	137.3	140.5	80.4
Feb '13	132.4	135.6	76.9
Jan '13	129.8	132.7	71.9
Dec '12	129.8	132.7	69.2
Nov '12	132.6	135.8	71.5
Oct '12	134.2	135.4	72.9
Sep '12	131.6	134.7	75.7

Residential Heating Fuel Prices — Watson Lake

	Furnace Oil	Arctic Stove Oil	Propane (500-gallon tank cost)
30-Sep-15	108.8	112.8	81.9
16-Sep-15	104.3	108.0	81.9
2-Sep-15	105.5	109.2	79.3
19-Aug-15	107.9	111.8	79.3
6-Aug-15	106.4	111.1	79.3
22-Jul-15	107.3	111.9	79.3
8-Jul-15	107.9	112.6	79.3
24-Jun-15	109.6	113.7	79.3
10-Jun-15	108.9	114.3	85.6
27-May-15	112.2	117.6	85.6
13-May-15	111.1	114.2	85.6
29-Apr-15	109.7	113.4	85.6
15-Apr-15	107.9	111.4	84.5
1-Apr-15	108.7	114.3	84.5
18-Mar-15	112.0	114.8	84.5
4-Mar-15	125.2	124.4	84.5
18-Feb-15	117.9	119.1	84.5
4-Feb-15	116.6	118.2	84.5
21-Jan-15	113.8	116.6	87.7
7-Jan-15	117.6	120.4	87.7
23-Dec-14	125.0	127.7	87.7
10-Dec-14	130.1	132.9	95.0
26-Nov-14	134.1	136.9	92.9
12-Nov-14	139.7	142.5	92.9
29-Oct-14	133.7	136.5	90.8
15-Oct-14	134.7	137.5	90.8
1-Oct-14	134.4	137.2	85.6
17-Sep-14	137.9	140.7	85.6
3-Sep-14	138.4	141.2	84.5

	Furnace Oil	Arctic Stove Oil	Propane (500-gallon tank cost)
Aug '14	138.3	141.1	84.5
Jul '14	137.8	140.6	85.3
Jun '14	140.2	143.0	88.5
May '14	144.6	146.7	90.3
Apr '14	144.4	147.2	89.9
Mar '14	145.8	148.4	102.9
Feb '14	146.5	149.3	114.5
Jan '14	144.6	147.3	91.5

Dec '13	146.4	149.0	86.2
Nov '13	139.7	142.5	80.7
Oct '13	136.1	138.9	82.2
Sep '13	133.9	136.7	76.8
Aug '13	131.8	134.6	76.1
Jul '13	132.2	135.0	75.7
Jun '13	132.2	135.0	75.7
Jul '13	132.2	135.0	75.7
Jun '13	132.9	135.7	79.2
May '13	134.4	137.2	81.0
Apr '13	135.9	138.7	81.4
Mar '13	138.5	141.3	80.4
Feb '13	138.1	140.9	76.9
Jan '13	133.7	136.5	74.6

Dec '12	134.0	136.7	69.2
Nov '12	132.0	134.8	71.5
Oct '12	133.1	137.0	72.9
Sep '12	131.4	135.9	75.7

Information collected by Yukon Bureau of Statistics
for the Department of Energy, Mines and Resources.

Next release: October 29th, 2015



Additional information:
Government of Yukon
Executive Council Office
Bureau of Statistics (A-8C)
Box 2703, Whitehorse, Yukon Y1A 2C6
Telephone: (867) 667-5640; Fax: (867) 393-6203
Email: ybsinfo@gov.yk.ca
website: <http://www.eco.gov.yk.ca/stats/>