

YUKON BUREAU OF STATISTICS



Business Survey 2006, Labour Demand Supplement Spring, 2006

Percentage of total businesses surveyed with current vacancies 11.2%
 Type of business with most current vacancies Retail Trade
 Most popular occupation of planned positions Intermediate Position in Transport, Equip. Op., Install. & Maint.

In the spring of 2006 the Yukon Bureau of Statistics conducted a business survey which compiled information about types, locations, revenue levels, etc. of Yukon businesses. As a part of that survey, a sample of 1,175 businesses were asked about labour demand; i.e. were they hiring at present, did they plan to hire in the future, had they experienced any difficulties hiring Yukoners, etc. Due to the large differences between home-based businesses and non-home-based businesses, the majority of this report separates the answers between the two types of businesses.

Contents

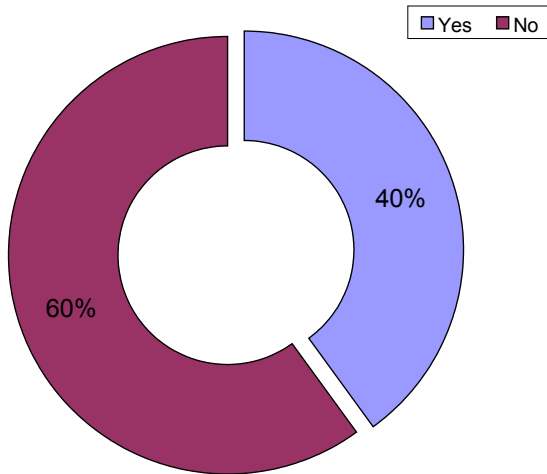
Home-Based Businesses	2
Current Vacancies	3
Planned Vacancies	4
Non-Home-Based Businesses	5
Current Vacancies	6
Planned Vacancies	7
Overview of Hiring	8

Non-Home-Based Businesses	
Industry of Businesses Surveyed	# Surveyed
Mining & Oil & Gas Extraction	29
Utilities; Transport & Warehousing	33
Construction	38
Manufacturing	17
Wholesale Trade	15
Retail Trade	119
Information & Cultural Industries	10
Finance/Insurance; Real Estate, Rental & Leasing; Mgmt of Enterprises	57
Professional, Scientific & Technical Services	55
Administrative & Support, Waste Management & Remediation Services	19
Educational Services	6
Health Care & Social Assistance	39
Arts, Entertainment & Recreation	31
Accommodation & Food Services	67
Other Services	87
Total	622

Home-Based Businesses	
Industry of Businesses Surveyed	# Surveyed
Agriculture, Forestry, Fishing, Hunting	9
Mining & Oil & Gas Extraction	34
Utilities; Transport & Warehousing	23
Construction	101
Manufacturing	28
Wholesale Trade	7
Retail Trade	25
Information & Cultural Industries	7
Finance/Insurance; Real Estate, Rental & Leasing; Mgmt of Enterprises	22
Professional, Scientific & Technical Services	98
Administrative & Support, Waste Management & Remediation Services	58
Educational Services	16
Health Care & Social Assistance	27
Arts, Entertainment & Recreation	48
Accommodation & Food Services	24
Other Services	26
Total	553

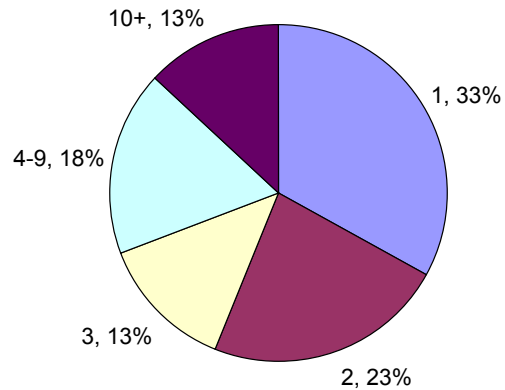
Non-Home-Based Businesses

Has this business hired any new employees in the last six months?



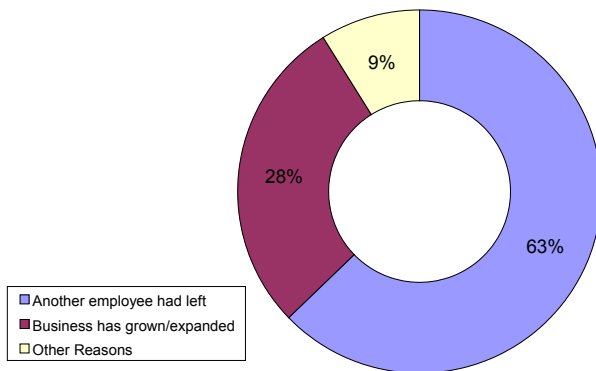
Forty percent of the 622 non-home-based businesses surveyed, 249, said that 'yes', they had hired new employees in the last six months. 373, or 60%, answered 'no'.

How many new employees has this business hired?



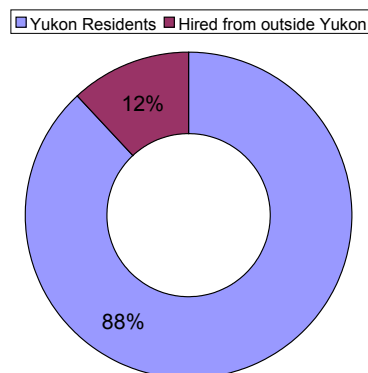
Of these 249 businesses who had hired employees in the previous six months, 239 reported hiring a total of 1,123 new employees. Over half had hired one or two employees; the majority of the rest had hired between three and nine, and thirty-one businesses reported hiring ten or more people in the six months prior to the survey.

Reason Employee was Hired



Of the businesses that hired in the previous six months, 63% filled positions due to employee turnover. 28% hired because business had grown or expanded, and 9% filled positions due to other reasons, such as the need for seasonal employees or for workers for a specific project. *Note: A small number of businesses gave more than one reason for hiring employees; therefore, percentages are of total responses, not businesses.*

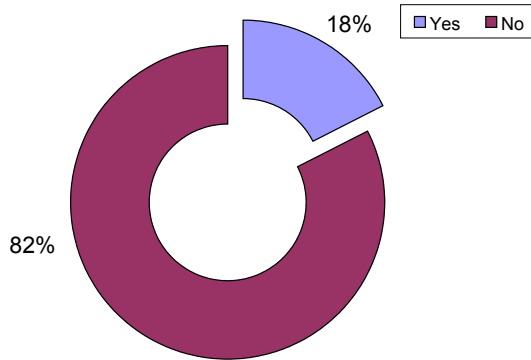
Origin of New Hires



Of those businesses who hired in the previous six months, 88% hired Yukon residents, while 12% of businesses hired from outside of the Yukon. *Note: A small number of businesses gave more than one response for the origin of their new employees; therefore, percentages are of total responses, not businesses.*

Non-Home-Based Businesses

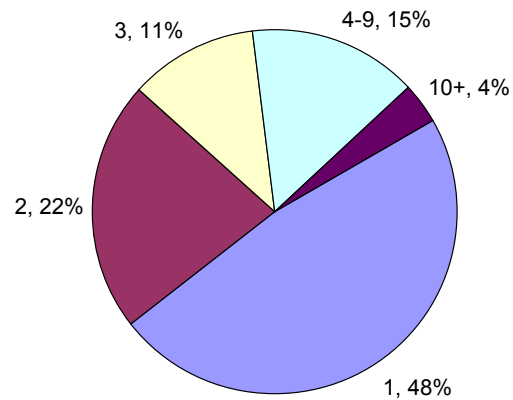
Does your business currently have any vacancies?



109 of the 622 non-home-based businesses surveyed, or 18%, reported having at least one vacancy at the time of the survey. 513 reported not having any vacancies. The Retail Trade industry was the most likely to report having current vacancies.

Of the 109 businesses that reported having current vacancies, 107 businesses reported having a total of 318 vacancies. Over half of these businesses reported having more than one vacancy to fill. Of those, most had two vacancies, with the top three businesses collectively reporting having 86 current vacancies. There were 51 businesses that had only one vacancy to be filled.

How many vacancies do you have to be filled?

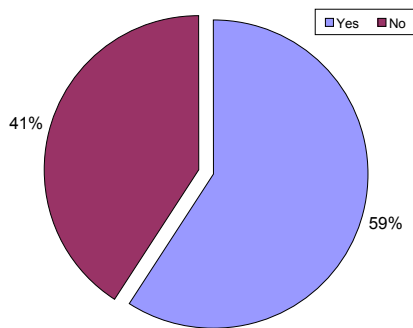


Current Vacancies in Non-Home-Based Businesses

Occupation of Currently Vacant Position	# Vacant
Senior Management	5
Middle & Other Management	15
Profession in Business/Finance	27
Skilled Administration & Business	8
Clerical	8
Profession in Natural & Applied Sciences	8
Technician Related to Natural & Applied Sciences	9
Profession in Social Science/Education/Gov't. Services/Religion	9
Paraprofession in Law/Social Science/Education/Religion	13
Technician in Art/Culture/Recreation/Sport	9
Skilled Sales & Service	11
Intermediate Sales & Service	57
Elemental Sales & Service	42
Trades, Skilled Transport & Equipment Operators	24
Intermediate in Transport/Equipment Operation/Installation & Maintenance	69
Other	4
Total	318

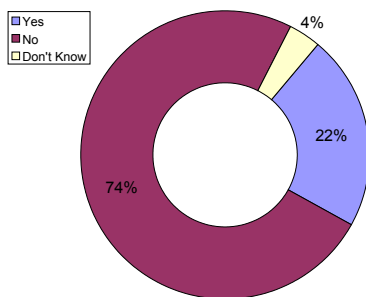
Non-Home-Based Businesses

Any difficulties recruiting people from the Yukon?



Of the 262 businesses which had hired new employees in the six months prior and/or currently had vacancies needing to be filled, well over half, 155, had experienced difficulties recruiting people from the Yukon. 107 respondents reported not having difficulties recruiting Yukoners. The Retail Trade industry was the most likely to report having had difficulty recruiting people from the Yukon.

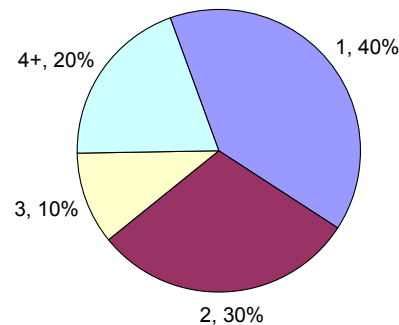
Any plans to expand and create new positions in the next 6 months?



Of all 622 businesses surveyed, 137 reported planning to create new positions in the next six months, 462 did not plan to create new positions, and the rest didn't know.

Of the 137 businesses which planned to create new positions in the following six months, 126 businesses reported the following: 50 planned to create one position, 38 planned two, and 13 planned three positions.

How many new positions do you expect to create in the next 6 months?

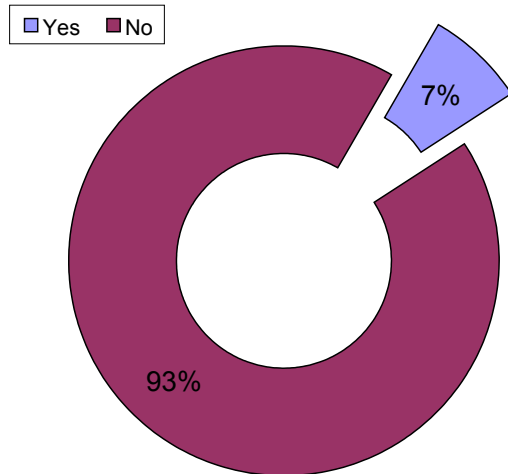


Planned Positions in Non-Home-Based Businesses

Occupation of Planned Position	# Planned
Middle & Other Management	9
Skilled Administration & Business	6
Clerical	15
Profession in Natural & Applied Sciences	12
Technician Related to Natural & Applied Sciences	12
Profession in Social Science/Education/Gov't. Services/Religion	10
Paraprofession in Law/Social Science/Education/Religion	14
Profession in Art & Culture	5
Technician in Art/Culture/Recreation/Sport	5
Skilled Sales & Service	14
Intermediate Sales & Service	58
Elemental Sales & Service	27
Trades, Skilled Transport & Equipment Operators	25
Intermediate in Transport/Equipment Operation/Installation & Maintenance	49
Trades Helpers/Construction Labourers & Related	36
Labourers in Primary Industry	7
Labourers in Processing, Manufacturing & Utilities	7
Other	4
Total	315

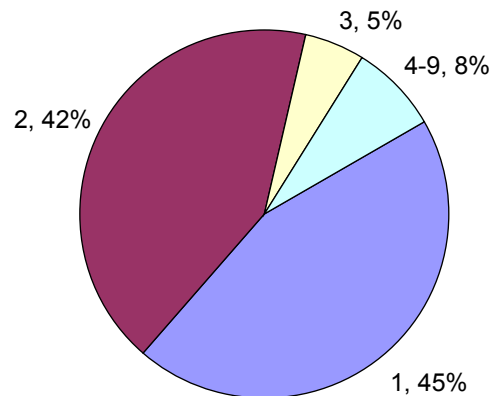
Home-Based Businesses

Has this business hired any new employees in the last six months?



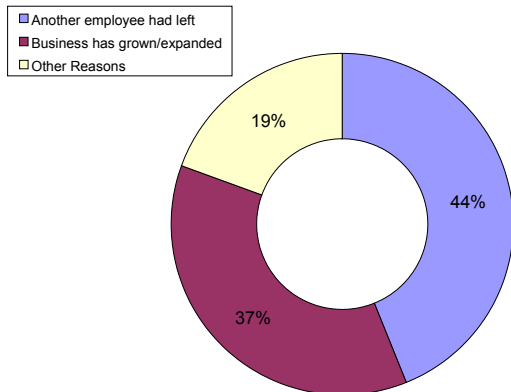
Seven percent, 41, of the 553 home-based businesses surveyed said that 'yes', they had hired new employees in the last six months. 93%, or 512, answered 'no'.

How many new employees has this business hired?



Of the 41 businesses who had hired employees in the previous six months, 38 businesses reported hiring a total of 71 new employees. Of these businesses, 45% hired one employee and 42% hired two employees. The rest had hired between three and nine.

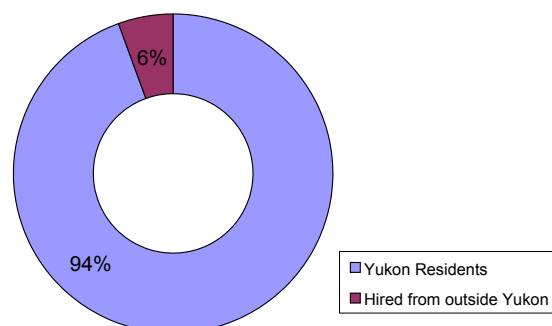
Reason Employee was Hired



Of the businesses that hired in the previous six months, 44% were filled positions due to employee turnover, 37% hired because business had grown or expanded, and 19% hired due to other reasons such as the need for seasonal employees or for workers for a specific project.

Note: A small number of businesses gave more than one reason for hiring employees; therefore, percentages are of total responses, not businesses.

Origin of New Hires

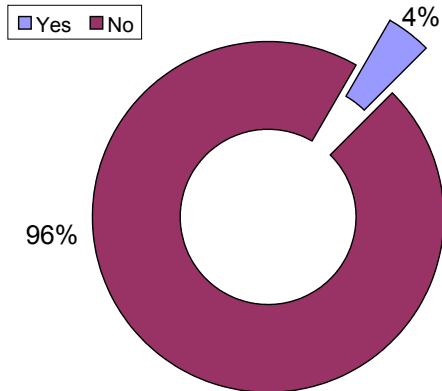


Of those businesses that hired in the previous six months, 94% of businesses filled positions with Yukon residents, while 6% of businesses hired from outside of the Yukon.

Note: A small number of businesses gave more than response for the origin of their new employees; therefore, percentages are of total responses, not businesses.

Home-Based Businesses

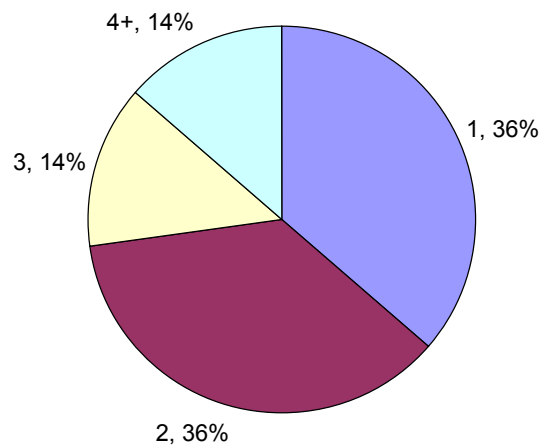
Does your business currently have any vacancies?



Twenty-three of the 553 home-based businesses surveyed, or 4%, reported having vacancies at the time of the survey. 530, or 96%, reported not having any vacancies. The Construction industry was the most likely to have current vacancies of all industries.

Of the 23 businesses which had current vacancies, 21 business reported having a total of 67 vacancies. Over half of these businesses reported having more than one vacancy to fill. Of those, most had two vacancies, but one business reported having 25 current vacancies. There were 8 businesses that had only one vacancy to be filled.

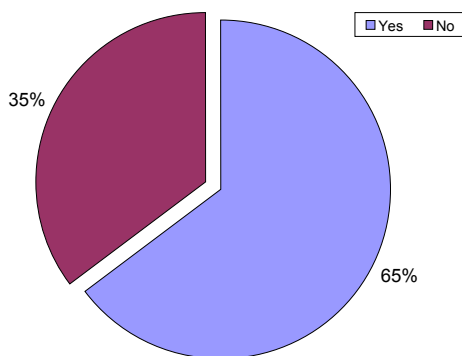
How many vacancies do you have to be filled?



Home-Based Businesses	
Occupation of Current Vacancies	# Surveyed
Clerical	22
Professions in Natural & Applied Sciences	5
Trades, Skilled Transport & Equipment Operators	10
Intermediate in Transport, Equipment Operations, Installation & Maintenance	10
Other	20
Total	67

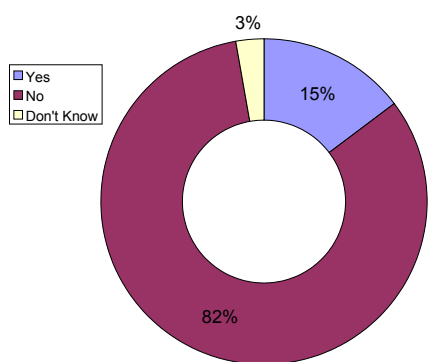
Home-Based Businesses

Any difficulties recruiting people from the Yukon?



Of the 51 businesses which had hired new employees in the six months prior and/or currently had vacancies needing to be filled, well over half, 33, had experienced difficulties recruiting people from the Yukon. 18 respondents reported not having difficulties recruiting Yukoners. The Construction industry was the most likely to report having had difficulty recruiting people from the Yukon.

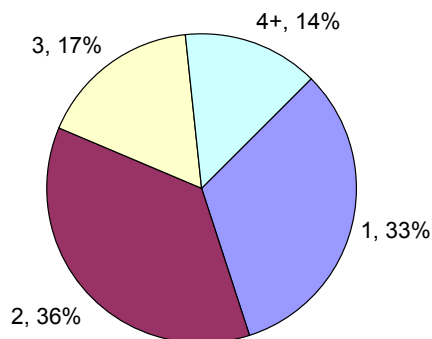
Any plans to expand and create new positions in the next 6 months?



Of all 553 businesses surveyed, 80 reported planning to create new positions in the next six months, 454 did not plan to create new positions, and 16 didn't know (three declined to answer). The Construction industry was most likely to report planning to create new positions.

Of those 80 businesses which planned to create new positions in the following six months, 77 businesses reported the following: 25 planned to create one position, 28 planned to create two positions, 13 planned to create three positions, and the rest planned to create four or more positions.

How many new positions do you expect to create in the next 6 months?

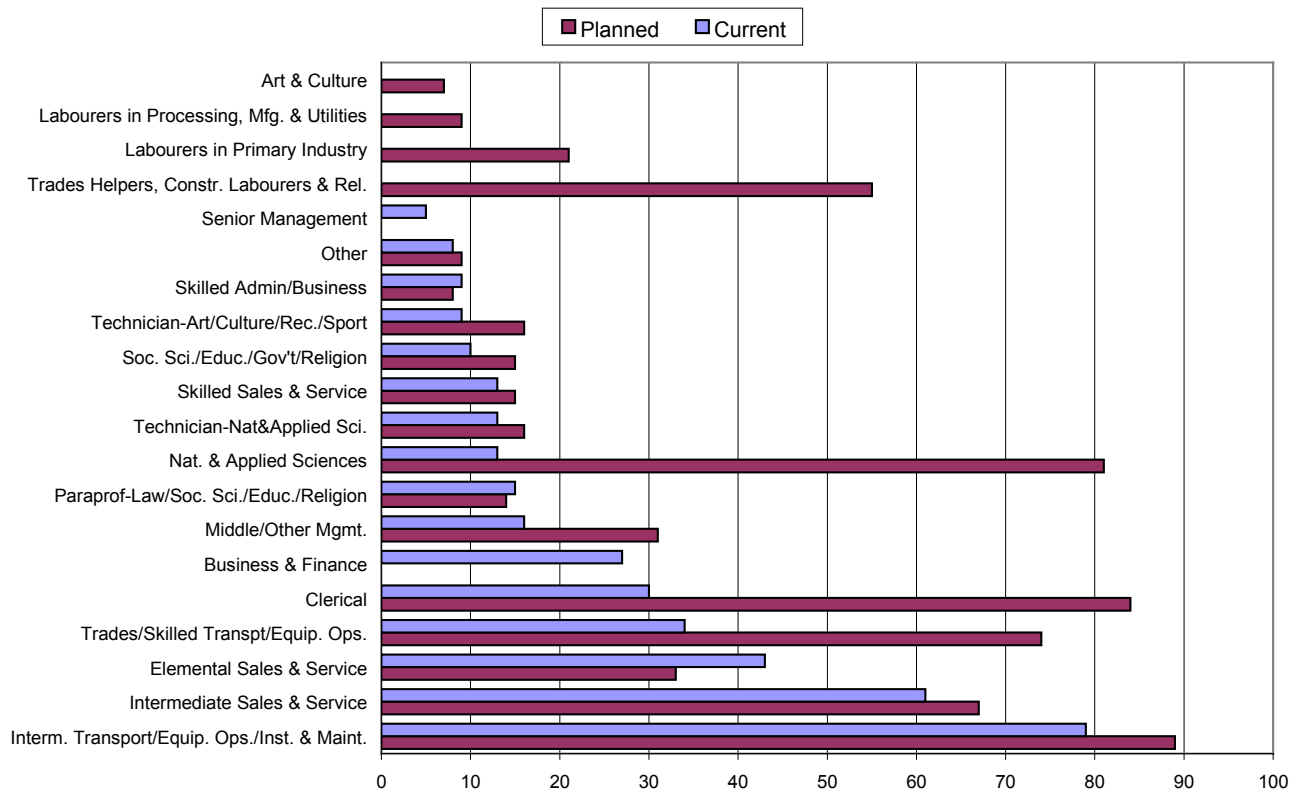


Planned Positions in Home-Based Businesses

Occupation of Planned Position	# Planned
Middle & Other Management	22
Clerical	69
Profession in Natural & Applied Sciences	69
Profession in Social Science/Education/Gov't. Services/Religion	5
Technician in Art/Culture/Recreation/Sport	11
Intermediate Sales & Service	9
Elemental Sales & Service	6
Trades, Skilled Transport & Equipment Operators	49
Intermediate in Transport/Equipment Operation/Installation & Maintenance	40
Trades Helpers/Construction Labourers & Related	19
Labourers in Primary Industry	14
Other	16
Total	329

Overview of Current and Planned Hiring for All Yukon Businesses

Number of Currently Vacant/Planned Positions by Occupation



As the chart above shows, the occupations of the majority of positions that were vacant at the time of the survey were also the occupations of the majority of the positions that businesses planned to create in the six months following the survey. There are several exceptions, notably with Labourers, Trades Helpers, and Natural & Applied Sciences, Clerical, and Trades/Skilled Transport/Equipment Operators occupations. These exceptions are possibly due to seasonal fluctuations in employment. The Elemental and Intermediate Sales and Service occupations and the Intermediate Transport/Equipment Operators/Installation & Maintenance occupations showed the most hiring activity overall in terms of current and planned vacancies.

Notes: Industries are defined in this report according to the North American Industrial Classification System (NAICS) of 1997. Occupations are defined according to the National Occupation Classification System (NOCS) of 2001.