

## Language

The following statistics are from the 1996 Census of Canada which occurred on May 14, 1996.

### 1 Highlights

- In the Yukon, 26,615 people reported English as their mother tongue. This represents 86.8 percent of the population. French was reported as the mother tongue of 1,172 people or 3.8 percent of the population.
- In the Yukon, the language most often spoken at home was English, by 29,238 people or 95.4 percent. French was reported as the language most often spoken at home by 542 people or 1.8 percent.
- With respect to Canada's official languages, those who knew English only represented 89.2 percent of the Yukon population, followed by both English and French (10.5 percent), French only (0.2 percent) and neither English nor French (0.2 percent).

**Note:** To calculate figures used in the text highlights, multiple responses to language questions were divided equally among the languages reported, then added to the single responses.

### Definitions

**Mother tongue:** the first language learned at home in childhood and still understood by the individual at the time of the census.

**Home Language:** the language spoken most often at home by the individual at the time of the census.

**Non-official language:** any language other than the two official languages of Canada: English and French.

**Anglophone:** the population with English as mother tongue.

**Francophone:** the population with French as mother tongue.

**Allophone:** the population with a non-official language as mother tongue.

**Bilingualism:** the ability to speak both English and French, based on the self-assessment of respondents.

### 2 Bilingualism

			Bilingualism Rate				
			1971	1981	1991	1996	
<b>Bilingualism Rate by Mother Tongue</b>			----- % -----				
	<u>1991</u>	<u>1996</u>					
	----- % -----		<b>Canada</b>	13.5	15.3	16.3	17.0
			<b>Yukon</b>	<b>6.6</b>	<b>7.9</b>	<b>9.3</b>	<b>10.5</b>
Canada							
Anglophones	8.2	8.8					
Francophones	38.6	40.8					
Allophones	11.3	11.2					
<b>Yukon</b>							
<b>Anglophones</b>	<b>6.5</b>	<b>7.3</b>					
<b>Francophones</b>	<b>92.5</b>	<b>91.9</b>					
<b>Allophones</b>	<b>5.5</b>	<b>6.3</b>					

Bilingualism is on the increase in the Yukon. In 1996, 10.5 percent of the population, or 3,210 people, could speak both official languages, compared with 9.3 percent, or 2,570 people, in 1991. This compares with 17.0 percent of the Canadian population, or 4.8 million people in 1996 and 16.3 percent, or 4.4 million people in 1991.

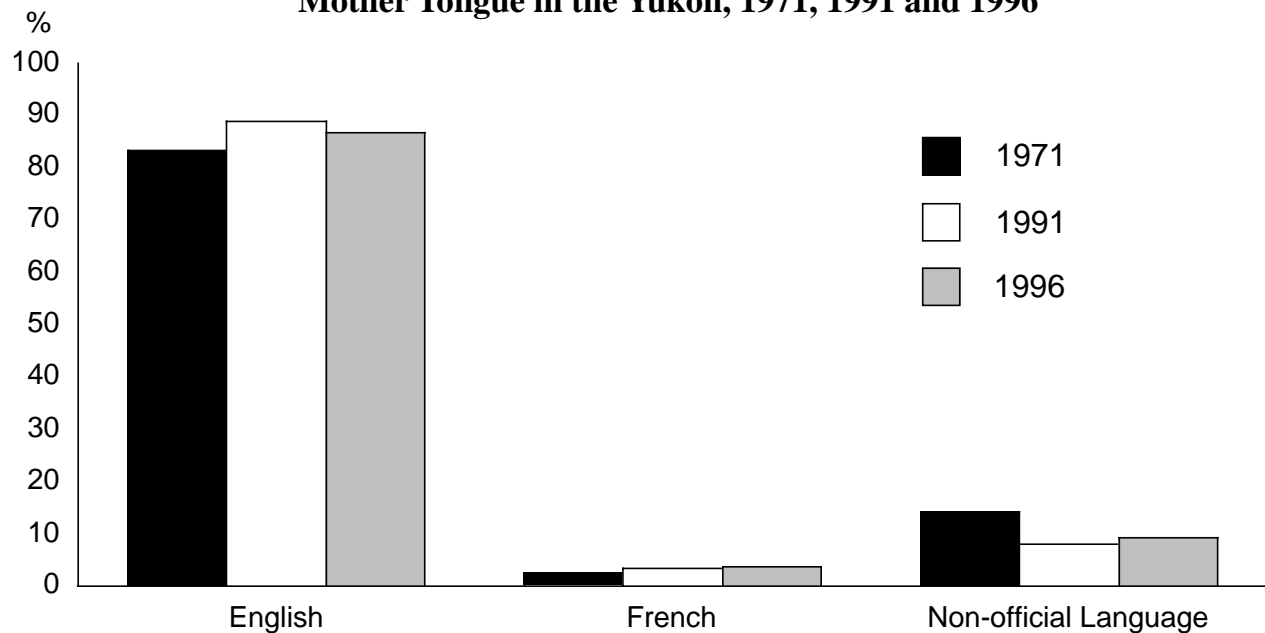
### 3 Population by Mother Tongue, Yukon, 1996 and 1991

	1996	1991		1996	1991
All Mother Tongues	30,650	27,660	Slavic languages	240	210
Single responses	30,215	27,360	Finno-Ugric languages	105	115
English	26,405	24,410	Greek	10	20
French	1,110	865	Turkic languages	10	10
Non-official languages	2,700	2,085	Indo-Iranian languages	165	55
Aboriginal languages	770	735	Japanese	15	20
Athapaskan languages	630	585	Korean	10	0
Iroquoian languages	10	0	Sino-Tibetan languages	120	90
Tlingit	90	85	Austro-Asiatic languages	170	30
Aboriginal languages, n.i.e.	10	25	Malayo-Polynesian languages	80	30
Romance languages	105	55	Other languages	0	10
Germanic languages	890	665	Multiple responses	435	300
Netherlandic languages	135	90	English and French	105	65
Scandinavian languages	90	50	English and non-official language	315	220
Celtic languages	10	15	French and non-official language	20	15

Note: n.i.e. = not included elsewhere

In 1996, 86.8 percent of the Yukon population reported English as their mother tongue. This is down from 88.8 percent in 1991 and up from 83.4 percent in 1971. French was reported as the mother tongue of 3.8 percent of the population in 1996, up from 3.3 percent in 1991 and 2.4 percent in 1971. A non-official language was reported as mother tongue by 9.4 percent of the population in 1996, up from 8.0 percent in 1991 but down from 14.1 percent in 1971. Of the many non-official languages reported as mother tongue, German was marked by the highest number of respondents (2.1 percent).

**Mother Tongue in the Yukon, 1971, 1991 and 1996**

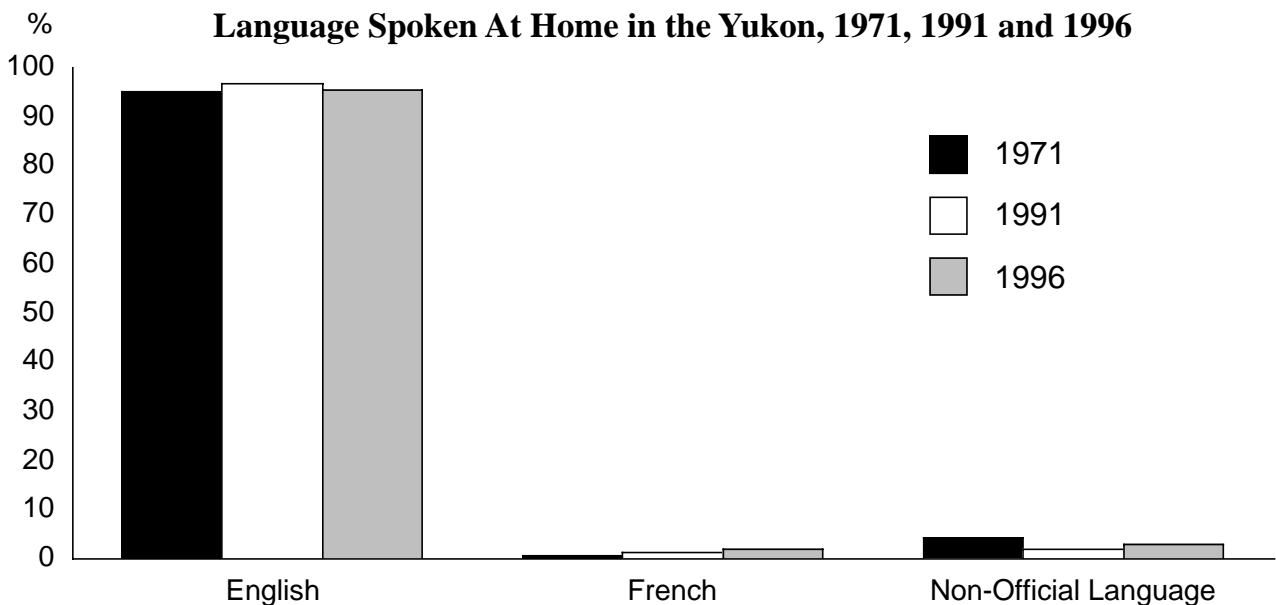


## 4 Population by Home Language, Yukon, 1996 and 1991

	<u>1996</u>	<u>1991</u>		<u>1996</u>	<u>1991</u>
All Home Languages	30,650	27,660	Slavic languages	35	10
Single responses	30,315	27,400	Czech	10	10
English	29,070	26,610	Polish	10	0
French	490	360	Slovenian	15	0
Non-official languages	755	425	Finno-Ugric languages	10	40
Aboriginal languages	170	140	Hungarian	10	45
Athapaskan languages	165	130	Greek	10	15
Kutchin-Gwich'in (Loucheux)	35	25	Indo-Iranian languages	95	25
South Slave	0	10	Persian (Farsi)	45	0
Athapaskan languages, n.i.e.	130	105	Punjabi	55	15
Salish languages	0	10	Sino-Tibetan languages	80	60
Romance languages	30	10	Chinese	80	55
Italian	10	0	Sino-Tibetan languages, n.i.e.	0	10
Spanish	20	0	Austro-Asiatic languages	150	0
Germanic languages	130	115	Vietnamese	145	0
German	120	105	Malayo-Polynesian languages	15	10
Scandinavian languages	0	10	Tagalog (Pilipino)	10	0
Swedish	0	10	Other languages	20	0
			Multiple responses	335	255
			English and French	105	70
			English and non-official language	230	185

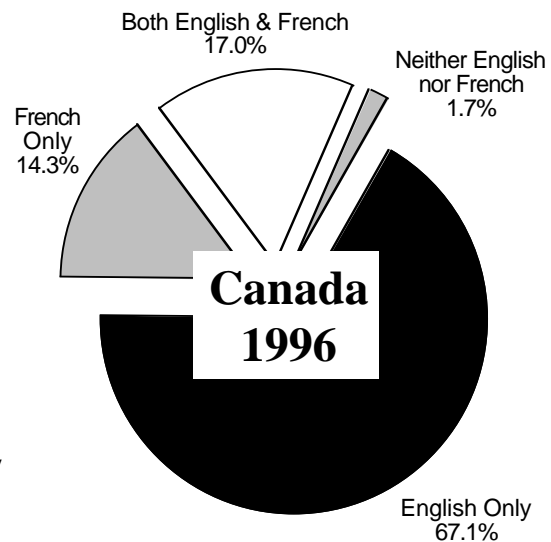
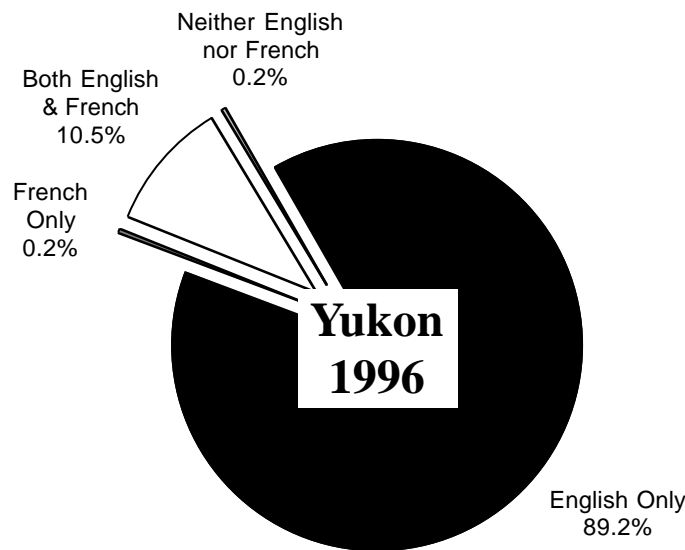
Note: n.i.e. = not included elsewhere

Even though 2,700 people (9.4 percent) reported a mother tongue other than English or French in 1996, only 755 people (2.9 percent) spoke a non-official language most often at home. This is up from 1.9 percent in 1991 but down from 4.3 percent in 1971. English was the most commonly spoken home language, at 95.4 percent, down from 96.7 percent in 1991 but up from 95.0 percent in 1971. French was the home language of 1.8 percent of the population in 1996, up from 1.4 percent in 1991 and 0.7 percent in 1971.



# 5 Population by Knowledge of Official Language, Yukon, 1996 and 1991

	1996				1991			
	English Only	French Only	Both English and French	Neither English nor French	English Only	French Only	Both English and French	Neither English nor French
All Age Groups	27,340	50	3,210	50	25,035	25	2,570	25
0-4	2,230	15	85	10	2,375	15	75	0
5-9	2,245	10	245	0	2,185	0	190	0
10-14	2,195	0	340	0	1,645	0	315	0
15-19	1,675	0	375	0	1,685	0	215	0
20-24	1,810	0	245	0	1,790	0	215	0
25-29	2,175	0	245	10	2,345	0	195	0
30-34	2,635	0	295	0	2,705	0	335	0
35-39	2,860	0	365	10	2,745	0	325	0
40-44	2,740	10	340	10	2,305	0	270	0
45-49	2,265	0	280	0	1,645	0	150	0
50-54	1,590	0	130	0	1,085	0	105	0
55-59	1,060	0	105	0	855	0	55	0
60-64	665	10	65	0	700	0	80	0
65 and over	1,195	0	85	20	960	0	55	20



**Notes:**

Single Response: when the respondent reports only one language as mother tongue or home language.

Multiple Response: when the respondent reports more than one language as mother tongue or home language.

**To simplify the analysis, in most of the statistics used in the text, the multiple responses were equally distributed among the languages reported.**