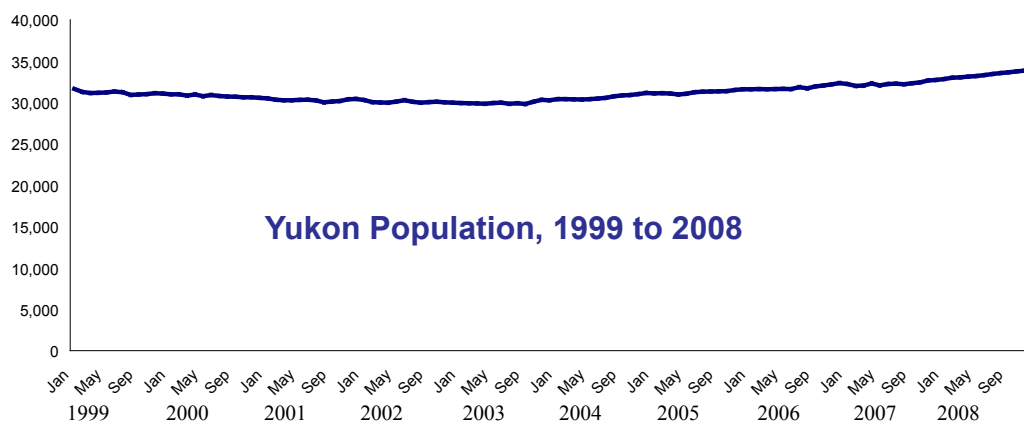


### 1 Monthly Yukon Population Estimates for 2007 & 2008

- The Yukon's population figure for December 2008 was 33,928 people. This is the highest population in recent history for the Yukon<sup>1</sup>. The previous high was in December 1996 at 33,911.
- Between December 2007 and December 2008, the monthly population of the Yukon increased from 32,714 to 33,928, an increase of 1,214 people.
- The average population of the Yukon over the last twelve months (January to December 2008) was 33,378. This is an increase of 1,102 people, or 3.4%, from the 2007 average of 32,276 for the same time period.

	2008	2007	% change
<b>Dec</b>	33,928	32,714	3.7
<b>Nov</b>	33,839	32,639	3.7
<b>Oct</b>	33,738	32,423	4.1
<b>Sept</b>	33,627	32,299	4.1
<b>Aug</b>	33,537	32,196	4.2
<b>July</b>	33,421	32,253	3.6
<b>June</b>	33,294	32,212	3.4
<b>May</b>	33,181	32,049	3.5
<b>April</b>	33,111	32,278	2.6
<b>March</b>	33,034	32,044	3.1
<b>Feb</b>	32,992	31,994	3.1
<b>Jan</b>	32,831	32,212	1.9
<b>Year-to-date Average</b>	33,378	32,276	3.4

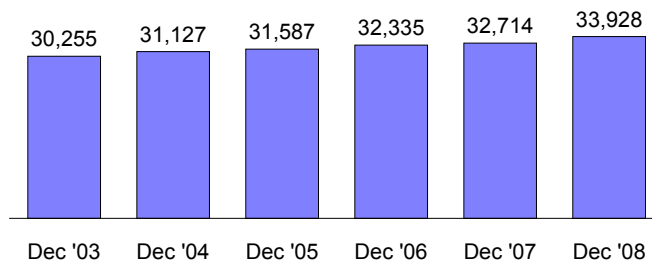
<sup>1</sup>Accurate population estimates for the gold rush era are not available. However, the first Census population estimate for the Yukon was in 1901 when the population was 27,219.



Source: Yukon Department of Health & Social Services and Yukon Bureau of Statistics.

### The Yukon's Population In December, 2003 to 2008

As of December 2008, the population of the Yukon was 33,928. This is the sixth consecutive December population increase after six consecutive December decreases following the Faro mine closure in 1997.



## 2

### Yukon Population by Age Groups and Sex, December 2008

					% Change From Dec. '07 to Dec.'08		
		Both Sexes	Male	Female	Both	Male	Female
<b>TOTALS</b>		33,928	17,185	16,743	3.7	4.4	3.0
<b>Age Groups</b>	<b>0-4</b>	1,892	977	915	2.3	2.8	1.8
	<b>5-9</b>	1,835	919	916	0.7	1.4	-0.1
	<b>10-14</b>	1,996	1,023	973	-2.6	-3.1	-2.0
	<b>15-19</b>	2,388	1,254	1,134	-0.7	-2.3	1.2
	<b>20-24</b>	2,394	1,168	1,226	4.0	7.5	0.8
	<b>25-29</b>	2,335	1,178	1,157	10.3	12.8	7.8
	<b>30-34</b>	2,286	1,062	1,224	2.7	5.0	0.7
	<b>35-39</b>	2,503	1,213	1,290	5.5	5.8	5.2
	<b>40-44</b>	2,623	1,277	1,346	-1.7	1.3	-4.4
	<b>45-49</b>	3,260	1,597	1,663	2.4	1.8	2.9
	<b>50-54</b>	3,151	1,582	1,569	5.6	4.6	6.7
	<b>55-59</b>	2,598	1,378	1,220	5.4	6.7	4.0
	<b>60-64</b>	1,949	1,092	857	10.9	8.1	14.7
	<b>65-69</b>	1,114	645	469	13.6	14.8	11.9
	<b>70-74</b>	688	381	307	3.0	5.8	-0.3
	<b>75+</b>	916	439	477	6.0	5.3	6.7

- In December 2008, the Yukon's population consisted of 17,185 males (50.7%) and 16,743 females (49.3%).
- There were 5,723 people (16.9%) under 15 years of age, 25,487 (75.1%) between 15 and 64 years of age, and 2,718 people (8.0%) who were 65 years of age or older.

Source: Yukon Department of Health & Social Services and Yukon Bureau of Statistics.

## 3

### Community Populations by Age Groups, December 2008

	Total	Age Groups															
		0-4	5-9	10-14	15-19	20-24	25-29	30-34	35-39	40-44	45-49	50-54	55-59	60-64	65-69	70-74	75+
<b>YUKON</b>	33,928	1,892	1,835	1,996	2,388	2,394	2,335	2,286	2,503	2,623	3,260	3,151	2,598	1,949	1,114	688	916
<b>BEAVER CREEK</b>	97	4	3	6	3	6	6	10	5	11	10	4	9	5	5	2	8
<b>BURWASH LANDING</b>	105	9	4	4	5	2	7	10	9	8	8	9	7	9	6	6	2
<b>CARCROSS</b>	436	22	25	24	28	21	33	28	27	35	39	43	40	35	9	13	14
<b>CARMACKS</b>	472	40	34	34	36	26	36	37	37	29	48	31	30	19	12	11	12
<b>DAWSON CITY</b>	1,923	96	98	86	96	122	166	154	138	146	192	201	171	120	66	30	41
<b>DESTRUCTION BAY</b>	48	2	0	0	2	3	2	2	2	2	6	4	10	7	3	3	0
<b>FARO</b>	395	14	16	19	22	21	29	22	13	31	45	51	31	30	25	17	9
<b>HAINES JUNCTION</b>	848	51	46	48	60	43	45	46	57	68	73	91	70	59	33	19	39
<b>MARSH LAKE</b>	422	16	21	11	18	23	17	20	25	23	54	51	51	41	24	13	14
<b>MAYO</b>	466	21	20	29	34	36	36	18	26	40	44	52	27	24	20	14	25
<b>OLD CROW</b>	251	15	13	22	19	17	16	23	15	14	22	20	21	8	8	3	15
<b>PELLY CROSSING</b>	323	31	18	17	25	30	19	18	25	33	25	21	18	18	6	9	10
<b>ROSS RIVER</b>	369	22	20	27	35	23	23	15	36	38	37	29	18	16	10	6	14
<b>TAGISH</b>	221	4	7	13	6	13	9	10	5	12	20	21	24	32	20	10	15
<b>TESLIN</b>	458	23	30	32	28	23	24	45	28	39	33	37	40	26	13	17	20
<b>WATSON LAKE</b>	1,594	95	82	96	123	123	94	76	99	127	163	151	117	111	62	27	48
<b>WHITEHORSE</b>	25,403	1,426	1,397	1,526	1,843	1,857	1,769	1,750	1,955	1,962	2,428	2,320	1,902	1,376	788	484	620
<b>OTHER</b>	97	1	1	2	5	5	4	2	1	5	13	15	12	13	4	4	10

Source: Yukon Department of Health & Social Services and Yukon Bureau of Statistics.

Note: 'Other' includes communities such as Champagne, Elsa, Johnson's Crossing, Keno City, Stewart Crossing & Swift River.

## 4 Community Populations by Month

### Highlights of Population Changes in Yukon's Four Largest Communities

Between December 2007 and December 2008, the Whitehorse population increased by 3.8%. During the same time period, the Dawson City population increased by 2.3%, the Watson Lake population decreased by 0.1%, and the Haines Junction population increased by 4.8%.

#### A. Communities with *less than 400* people, December 2007 to December 2008

		Beaver Creek	Burwash Landing	Destruction Bay	Faro	Old Crow	Pelly Crossing	Ross River	Tagish
2008	Dec	97	105	48	395	251	323	369	221
	Nov	94	106	49	397	254	325	371	222
	Oct	94	106	48	397	251	324	379	223
	Sep	96	105	50	399	251	319	379	220
	Aug	91	103	51	393	245	324	381	219
	Jul	104	107	51	386	244	317	380	221
	Jun	106	101	49	385	248	308	383	220
	May	103	96	49	371	245	306	380	219
	Apr	100	91	49	373	245	299	380	215
	Mar	101	91	50	376	245	297	380	213
	Feb	102	92	51	380	246	293	376	215
	Jan	101	92	55	375	260	285	368	214
2007	Dec	99	92	55	372	256	294	349	208

#### B. Communities with *more than 400* people, December 2007 to December 2008

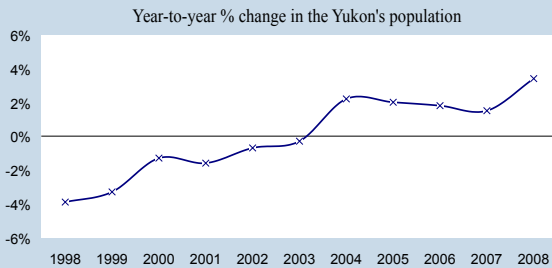
		Carcross	Carmacks	Dawson City	Haines Junction	Marsh Lake	Mayo	Teslin	Watson Lake	Whitehorse
2008	Dec	436	472	1,923	848	422	466	458	1,594	25,403
	Nov	429	468	1,930	846	424	469	459	1,588	25,312
	Oct	430	466	1,923	837	413	466	456	1,594	25,235
	Sep	436	464	1,915	829	418	468	464	1,599	25,120
	Aug	439	458	1,905	829	424	462	466	1,603	25,045
	Jul	435	460	1,890	830	419	460	452	1,597	24,969
	Jun	431	453	1,889	818	410	460	449	1,596	24,890
	May	433	453	1,882	815	407	452	444	1,577	24,850
	Apr	435	450	1,885	816	412	450	435	1,578	24,799
	Mar	436	452	1,890	809	415	446	433	1,569	24,730
	Feb	432	446	1,888	812	416	444	432	1,573	24,693
	Jan	431	434	1,879	806	420	426	427	1,578	24,577
2007	Dec	423	444	1,879	809	415	423	426	1,596	24,473

Source: Yukon Department of Health & Social Services and Yukon Bureau of Statistics.

# 5

## Historical Population Estimates

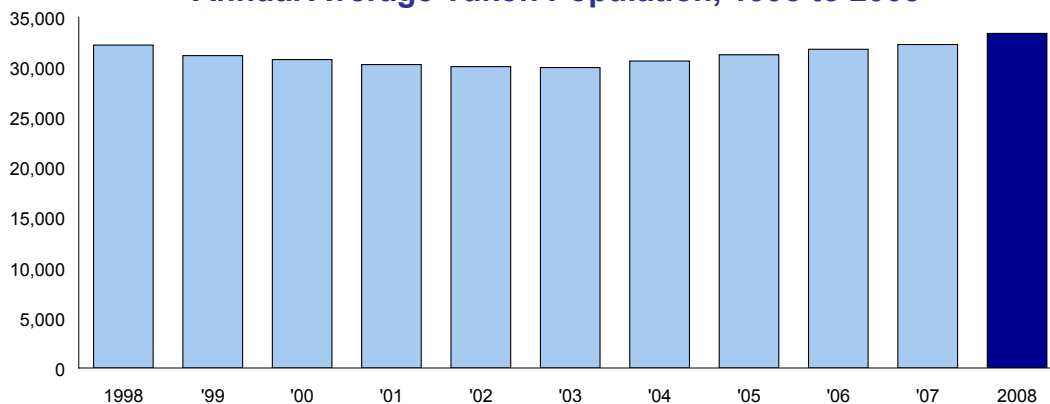
Comparing 1998 to 2008, the annual average population of the Yukon increased by 1,162 people (from 32,216 to 33,378). This represents an annual average growth rate of 0.4%. However, this growth has not occurred evenly from year to year. Rather, it has ranged from a high of 3.4% between '07 and '08 to a low of -3.3% between '98 and '99.



### Annual Average Yukon Population, 1998 to 2008

Year	Population	% Change from previous year
2008	33,378	3.4
2007	32,276	1.5
2006	31,803	1.8
2005	31,240	2.0
2004	30,627	2.2
2003	29,967	-0.3
2002	30,063	-0.7
2001	30,273	-1.6
2000	30,776	-1.3
1999	31,166	-3.3
1998	32,216	-3.9

### Annual Average Yukon Population, 1998 to 2008



Source: Yukon Department of Health & Social Services and Yukon Bureau of Statistics.

Population estimates are used by the public sector, private sector and the general public. The Yukon Bureau of Statistics produces population estimates twice a year. Figures for the months of January to June are released in July of the same year while population estimates for the months of July to December are released in January of the next year.

These population estimates are statistically based on the Yukon Health Care Registration file. The figures are sorted by postal codes and community codes. Users of this information should be aware that the community population includes not only the legally defined city limits, but also the population that lives in the immediately surrounding area.

Information sheet no. 58.32 - January '09

Next Release: July 2009

*Additional information:*

The Yukon Government

Executive Council Office

Bureau of Statistics (A-8C)

Box 2703, Whitehorse, Yukon Y1A 2C6

Telephone: (867) 667-5640; Fax: (867) 393-6203

email: [ybsinfo@gov.yk.ca](mailto:ybsinfo@gov.yk.ca)

website: [www.eco.gov.yk.ca/stats/](http://www.eco.gov.yk.ca/stats/)