

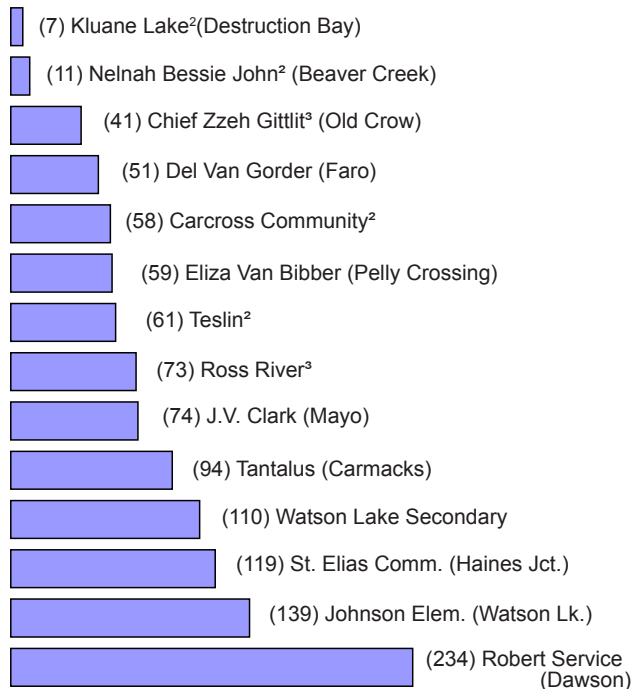
Student enrollment in Yukon public schools (Kindergarten through Grade 12) has changed over the past ten years. Grade reorganization was implemented in 1996/1997, changing from a three-tier system to a two-tier one. The reorganization was completed with the end of the 1998/1999 school year. This publication offers a brief summary of enrollment and graduation figures in the Yukon over a ten-year period, based on information received from the Yukon Department of Education. Please refer to footnotes at the end of this publication while using the data.

### Enrollment by School, May 2006

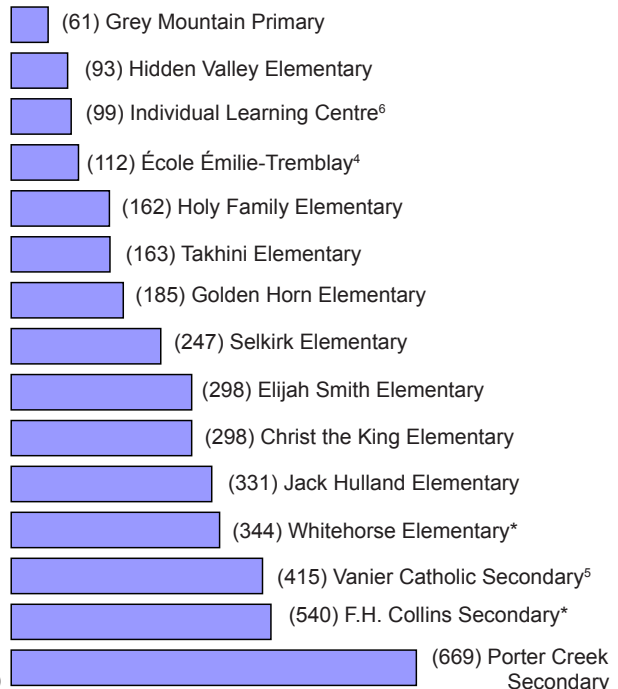
As of May 31<sup>st</sup>, 2006 there were 5,148 students enrolled in the Yukon public school system. This figure represents a decrease of 192 students, or 3.6%, from the total enrollment as of May 31, 2005, and a decrease of 829 students, or 13.9%, compared to 1996 enrollment figures.

Enrollment in English school programs decreased 832 students (13.9%) from May 1996 to May 2006. French Immersion program enrollment decreased 0.2% (10 students) from May 1996 to May 2006, and École Émilie-Tremblay (French first language) showed an increase of 13 students (13.1%) over the same time period.

#### Rural Schools <sup>1</sup>

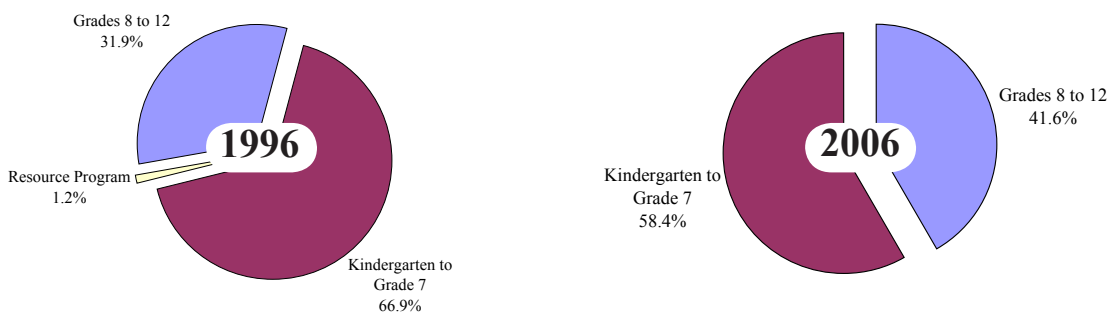


#### Whitehorse Schools



\* Includes English and French Immersion students.

## Enrollment by Grade, Yukon, May 1996 to May 2006



Note: RP = Resource Programs - students are currently included in general enrollment figures, and not separately identified.

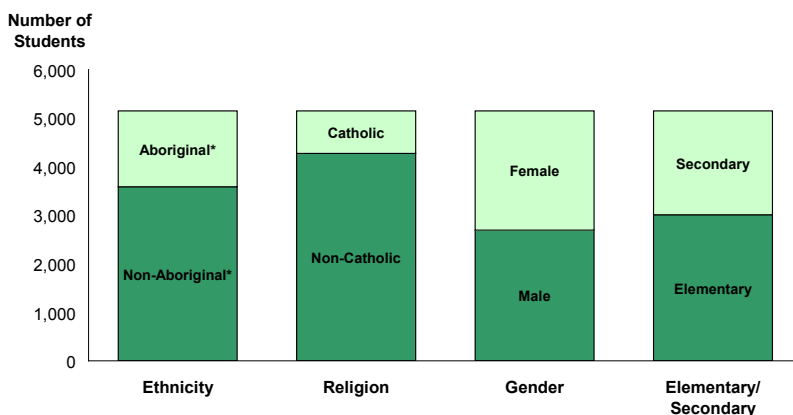
In May 2006, 41.6% of all students were enrolled in Grades 8 to 12, which is a 9.7 percentage point increase from May 1996 (31.9%). Enrollment in Kindergarten to Grade 7 in May 2006 accounted for 58.4% of all students, compared to 66.9% in 1996. This is a decrease of 8.5 percentage points between 1996 and 2006.

	1996	1997	1998	1999	2000	2001	2002	2003	2004	2005	2006
RP	70	75	61	-	-	-	-	-	-	-	-
K	533	534	473	454	421	387	426	415	394	381	374
Grade 1	471	513	507	430	429	404	364	393	379	345	341
2	511	477	495	482	421	409	397	358	386	368	350
3	454	508	459	482	457	404	396	408	361	388	370
4	486	453	505	436	492	455	414	414	407	361	385
5	491	480	457	491	438	481	454	410	416	421	352
6	515	498	466	455	482	415	471	453	405	419	421
7	540	494	472	460	452	479	410	485	469	424	415
8	455	529	474	473	458	442	460	407	481	479	420
9	443	430	481	456	454	457	419	446	396	476	461
10	368	446	419	453	429	437	434	407	445	406	475
11	362	389	483	453	452	439	423	448	380	429	381
12	278	328	334	396	366	370	364	422	452	443	403
<b>Total</b>	<b>5,977</b>	<b>6,154</b>	<b>6,086</b>	<b>5,921</b>	<b>5,751</b>	<b>5,579</b>	<b>5,432</b>	<b>5,466</b>	<b>5,371</b>	<b>5,340</b>	<b>5,148</b>

Of the 5,148 students enrolled in Yukon schools as of May 2006:

- 1,562 (30.3%) students were Aboriginal\* and 3,586 (69.7%) were non-Aboriginal\*;
- 875 (17.0%) students were enrolled in Catholic schools and 4,273 (83.0%) were enrolled in non-Catholic schools;
- 52.3% (2,692) were male and 47.7% (2,456) were female;
- Elementary students comprised 58.4% (3,008) of all students, while secondary students made up 41.6% (2,140).

## Enrollment Breakdown for Yukon, May 2006



\* Denotes self-identification process.

## Graduation Rates

Comparing the 2005/06 school year with the 1995/96 school year the following changes have occurred:

- Students with the “potential to graduate” increased from 214 in 1995/96 to 325 in 2005/06, an increase of 111, or 51.9%.
- The number of graduates increased from 181 in 1995/96 to 308 in 2005/06, an increase of 127, or 70.2%.
- The number of graduates as a percentage of those with the “potential to graduate” increased from 84.6% in 1995/96 to 94.8% in 2005/06, an increase of 10.2 percentage points.

	<u>Grade 12 Enrollments*</u>	<u>Potential to Graduate**</u>	<u>Graduates</u>	
			<u>Number</u>	<u>% of Potential</u>
2005/06	403	325	308	94.8%
2004/05	443	350	332	94.9%
2003/04	452	372	324	87.1%
2002/03	422	315	280	88.9%
2001/02	364	311	279	89.7%
2000/01	370	313	283	90.4%
1999/00	366	297	260	87.5%
1998/99	396	339	296	87.3%
1997/98	334	272	246	90.4%
1996/97	328	201	180	89.6%
1995/96	278	214	181	84.6%

\* Grade 12 enrollment includes students who may have previously graduated and returned for additional courses.

\*\* Any Grade 12 student who is registered for one or more courses during the school year (who has not already graduated), and who could possibly graduate. Possible graduation is based on final grades for courses finished prior to the next school year, and the assumption that the student will pass all the courses registered for the school year.

## Enrollment by School, May 1996 to May 2006

	1996	1997	1998	1999	2000	2001	2002	2003	2004	2005	2006
Nelna Bessie John <sup>2</sup>	23	15	25	19	17	18	19	21	14	11	11
Carcross Community <sup>2</sup>	64	50	50	56	49	51	56	56	61	63	58
Chief Zzeh Gittlit <sup>3</sup>	57	60	64	49	66	57	51	47	45	51	41
Christ the King Elementary	210	215	246	312	315	298	286	345	338	307	298
Del Van Gorder	242	215	167	119	76	72	67	55	53	53	51
École Émilie-Tremblay <sup>4</sup>	99	112	110	107	115	120	124	110	115	119	112
Elijah Smith Elementary	221	302	250	240	226	211	224	240	247	279	298
Eliza Van Bibber	75	76	79	72	74	65	57	60	71	69	59
F.H. Collins Secondary	746	683	815	711	606	614	546	544	506	497	429
F.H. Collins Secondary Imm.	72	77	131	120	107	106	94	104	107	90	111
Golden Horn Elementary	231	287	299	284	294	280	256	243	227	213	185
Grey Mountain Primary	130	122	109	94	100	78	84	80	72	65	61
Hidden Valley Elementary	129	170	171	159	146	142	137	130	125	100	93
Holy Family Elementary	177	187	191	181	182	169	172	187	168	163	162
Individual Learning Centre <sup>6</sup>	-	-	-	-	-	-	-	-	-	83	99
J.V. Clark	96	99	99	101	100	103	95	97	88	81	74
Jack Hulland Elementary	459	516	497	488	466	431	386	402	372	341	331
Johnson Elementary	191	170	165	166	175	178	176	172	169	150	139
Kluane Lake <sup>2</sup>	6	6	6	13	6	9	9	6	8	7	7
Porter Creek Secondary	369	340	470	603	666	654	689	681	733	724	669
Riverdale Jr Secondary <sup>7</sup>	353	253	-	-	-	-	-	-	-	-	-
Riverdale Jr Secondary Imm. <sup>7</sup>	99	63	-	-	-	-	-	-	-	-	-
Robert Service	290	284	291	268	263	221	229	224	233	238	234
Ross River <sup>2</sup>	75	84	78	75	73	55	61	65	67	73	73
Selkirk Elementary	294	327	301	260	252	236	235	229	222	229	247
St. Elias Community	160	168	168	159	143	148	147	148	132	130	119
Takhini Elementary	188	247	225	221	223	223	216	206	197	168	163
Tantalus	96	102	99	101	95	101	102	102	86	103	94
Teslin <sup>2</sup>	70	54	51	54	50	54	67	66	66	67	61
Vanier Catholic Secondary <sup>5</sup>	233	284	388	427	441	463	448	402	402	405	415
Watson Lake High	101	98	94	93	98	89	88	97	99	106	110
Whitehorse Elementary	144	178	147	104	81	85	72	79	78	54	17
Whitehorse Elementary Imm.	277	310	300	265	246	248	239	268	270	301	327
<b>Total Enrollment</b>	<b>5,977</b>	<b>6,154</b>	<b>6,086</b>	<b>5,921</b>	<b>5,751</b>	<b>5,579</b>	<b>5,432</b>	<b>5,466</b>	<b>5,371</b>	<b>5,340</b>	<b>5,148</b>

## Definitions and Notes

Three-tiered	The three-tiered education system consisted of elementary (Kindergarten to Grade 6), junior high (Grades 7, 8 and 9), and senior high (Grades 10, 11 and 12).
Two-tiered	The two-tiered system is comprised of elementary schools covering Kindergarten through Grade 7 and secondary schools teaching Grades 8 through 12.
Primary	Offers Kindergarten through Grade 3.
Elementary	Offers Kindergarten through Grade 7.
Secondary	Offers Grade 8 through Grade 12.
RP	Resource Program. This program is available for students with special needs.
Imm.	French Immersion Program.

When using data contained in this publication it is important to note that, prior to the 1996/1997 school year, information was gathered from a variety of sources and systems. With the beginning of the 1996/1997 school year, the Student Information Management System (SIMS) was launched in order to electronically capture school-based information in a standardized format.

## Footnotes

- 1 Unless otherwise stated by footnote, rural schools offer Kindergarten through Grade 12.
- 2 School offers kindergarten through Grade 9.
- 3 School offers kindergarten through Grade 10.
- 4 French first language school. A student's eligibility for enrollment is determined by Section 23 of *The Charter of Rights and Freedoms*.
- 5 School was renamed for the 1997/'98 school year from Christ the King Junior Secondary to Vanier Catholic Secondary. At that time, they also moved into the Riverdale Junior Secondary facility. As of the 2001/'02 school year, Grade 7 was moved to the elementary schools and Vanier now offers Grade 8 through 12.
- 6 The Individual Learning Centre opened in February 2005 in downtown Whitehorse for students who have dropped out and want to go back to a non-conventional school and learn at their own pace, and complete and graduate from high school.
- 7 Riverdale Junior Secondary school students merged with F.H. Collins at the end of the 1996/'97 school year.