

## Public School Enrolment 2008

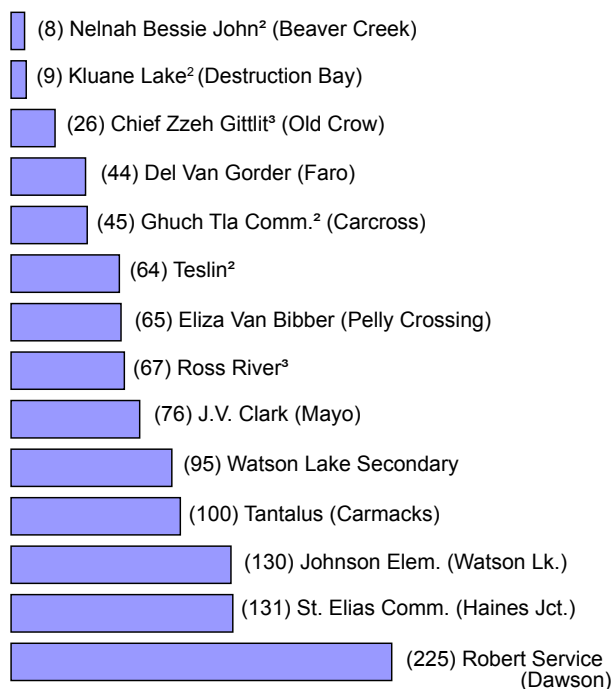
Student enrolment in Yukon public schools (Kindergarten through Grade 12) has changed over the past ten years. Grade reorganization was implemented in 1996/1997, changing from a three-tier system to a two-tier one. The reorganization was completed with the end of the 1998/1999 school year. This publication offers a brief summary of enrolment and graduation figures in the Yukon over a ten-year period, based on information received from the Yukon Department of Education. Please refer to footnotes at the end of this publication while using the data.

### Enrolment by School, May 2008

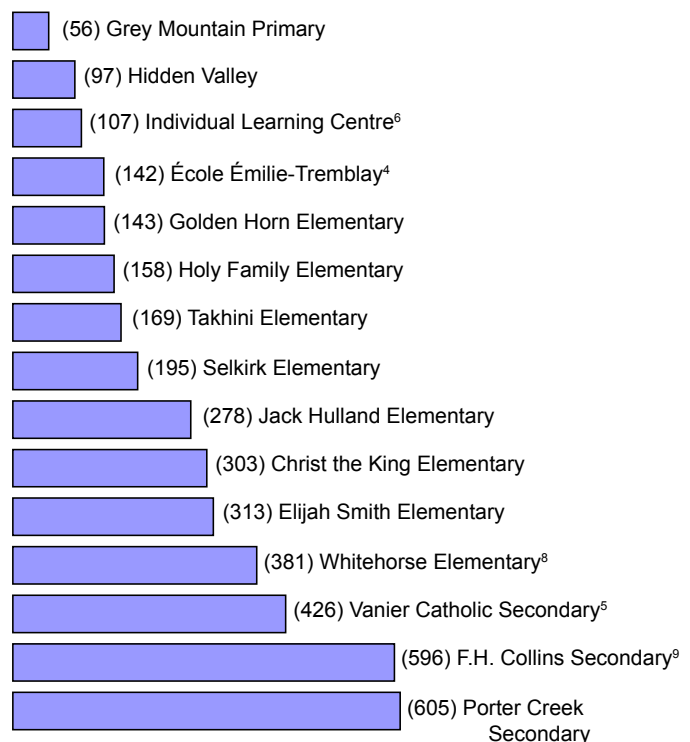
As of May 31<sup>st</sup>, 2008 there were 5,054 students enrolled in the Yukon public school system. This figure represents a decrease of 64 students, or 1.3%, from the total enrolment as of May 31, 2007, and a decrease of 1,032 students, or 17.0%, compared to 1998 enrolment figures.

Enrolment in English school programs decreased 1,162 students (21.0%) from May 1998 to May 2008. French Immersion program enrolment increased 98 students (22.7%) from May 1998 to May 2008, and École Émilie-Tremblay (French first language) showed an increase of 32 students (29.1%) over the same time period.

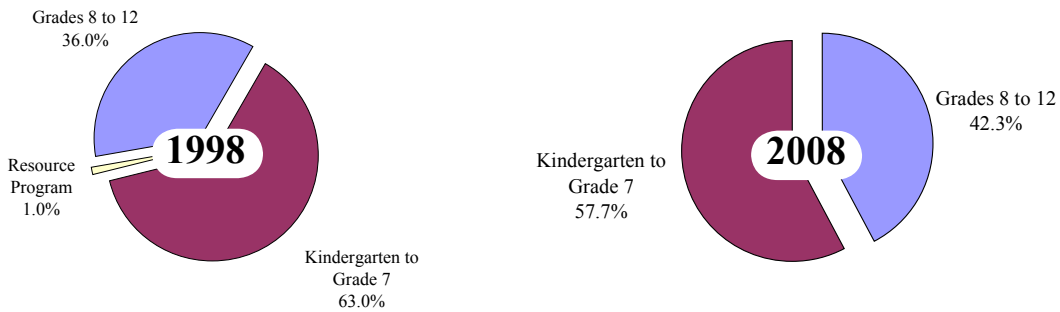
#### Rural Schools<sup>1</sup>



#### Whitehorse Schools



## Enrolment by Grade, May 1998 to May 2008



Note: RP = Resource Programs - students are included in general enrolment figures, and not separately identified.

In May 2008, 42.3% of all students were enrolled in Grades 8 to 12, which is a 6.3 percentage point increase from May 1998 (36.0%). Enrolment in Kindergarten to Grade 7 in May 2008 accounted for 57.7% of all students, compared to 63.0% in 1998. This is a decrease of 5.3 percentage points between 1998 and 2008.

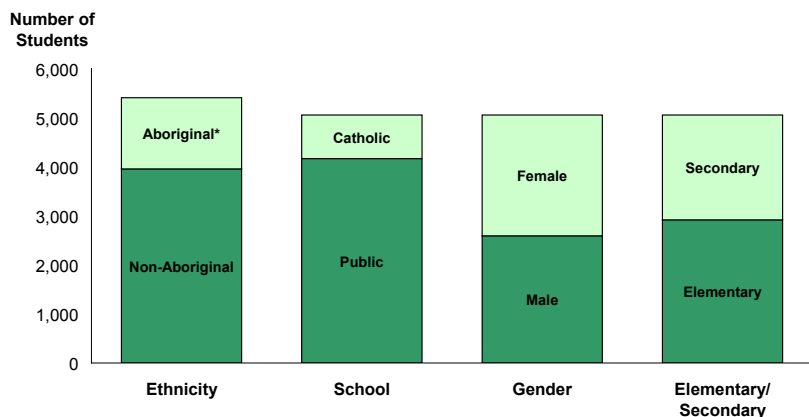
	1998	1999	2000	2001	2002	2003	2004	2005	2006	2007	2008
RP	61	-	-	-	-	-	-	-	-	-	-
K <sup>10</sup>	473	454	421	387	426	415	394	381	374	374	428
Grade 1	507	430	429	404	364	393	379	345	341	348	322
2	495	482	421	409	397	358	386	368	350	342	351
3	459	482	457	404	396	408	361	388	370	350	346
4	505	436	492	455	414	414	407	361	385	366	349
5	457	491	438	481	454	410	416	421	352	386	381
6	466	455	482	415	471	453	405	419	421	362	377
7	472	460	452	479	410	485	469	424	415	428	363
8	474	473	458	442	460	407	481	479	420	409	428
9 (r)	481	456	454	457	419	446	396	476	461	440	393
10 (r)	419	453	429	437	434	407	445	406	475	476	455
11 (r)	483	453	452	439	423	448	380	429	381	440	416
12 (r)	334	396	366	370	364	422	452	443	403	397	445
<b>Total (r)</b>	<b>6,086</b>	<b>5,921</b>	<b>5,751</b>	<b>5,579</b>	<b>5,432</b>	<b>5,466</b>	<b>5,371</b>	<b>5,340<sup>6</sup></b>	<b>5,148<sup>6</sup></b>	<b>5,118<sup>6</sup></b>	<b>5,054<sup>6</sup></b>

(r) = revised

## Enrolment Breakdown, May 2008

Of the 5,054 students enrolled in Yukon schools as of May 2008:

- 1,448 (26.8%) were aboriginal and 3,923 (73.2%) were non-aboriginal;
- 887 (17.6%) were enrolled in Catholic schools and 4,167 (82.4%) were enrolled in public schools;
- 51.3% (2,591) were male and 48.7% (2,463) were female, and
- Elementary students comprised 57.8% (2,917) of all students, while Secondary students made up 43.2% (2,137).



\* Denotes self-identification process.

## Graduation Rates

Comparing the 2007/08 school year with the 1997/98 school year, the following changes have occurred:

- Students with the “potential to graduate\*\*” increased from 272 to 388, an increase of 116, or 42.6%;
- The number of graduates increased from 246 to 347, an increase of 101, or 41.1%, and
- The number of graduates as a percentage of those with the “potential to graduate” decreased from 90.4% to 89.4%, a decrease of 1.0 percentage points.

	<u>Grade 12 Enrolments*</u>	<u>Potential to Graduate**</u>	<u>Graduates</u>	
			<u>Number</u>	<u>% of Potential</u>
2007/08	445	388	347	89.4%
2006/07 (r)	397	338	315	93.2%
2005/06 (r)	403	325	308	94.8%
2004/05 (r)	443	350	332	94.9%
2003/04	452	372	324	87.1%
2002/03	422	315	280	88.9%
2001/02	364	311	279	89.7%
2000/01	370	313	283	90.4%
1999/00	366	297	260	87.5%
1998/99	396	339	296	87.3%
1997/98	334	272	246	90.4%

17 students from the Individual Learning Centre received their high school diploma in 2007/08. This compares to 21 in 2006/07, 11 in 2005/06 and 10 in 2004/05. These graduates are included in the table above.

\* Grade 12 enrolment includes students who may have previously graduated and returned for additional courses.

\*\* Any Grade 12 student who is registered for one or more courses during the school year (who has not already graduated), and who could possibly graduate. Potential graduation is based on final grades for courses finished prior to the next school year, and the assumption that the student will pass all the courses registered for the school year.

## Enrolment by School, May 1998 to May 2008

	1998	1999	2000	2001	2002	2003	2004	2005 <sup>(r)</sup>	2006 <sup>(r)</sup>	2007 <sup>(r)</sup>	2008
Chief Zzeh Gittlit <sup>3</sup>	64	49	66	57	51	47	45	51	41	37	26
Christ the King Elementary	246	312	315	298	286	345	338	307	298	282	303
Del Van Gorder	167	119	76	72	67	55	53	53	51	51	44
École Émilie-Tremblay <sup>4</sup>	110	107	115	120	124	110	115	119	112	147	142
Elijah Smith Elementary	250	240	226	211	224	240	247	279	298	300	313
Eliza Van Bibber	79	72	74	65	57	60	71	69	59	50	65
F.H. Collins Secondary	815	711	606	614	546	544	506	497	429	460	448
F.H. Collins Secondary Imm.	131	120	107	106	94	104	107	90	111	114	148
Ghuch Tla Community <sup>2</sup>	50	56	49	51	56	56	61	63	58	47	45
Golden Horn Elementary	299	284	294	280	256	243	227	213	185	174	143
Grey Mountain Primary	109	94	100	78	84	80	72	65	61	62	56
Hidden Valley Elementary	171	159	146	142	137	130	125	100	93	98	97
Holy Family Elementary	191	181	182	169	172	187	168	163	162	160	158
J.V. Clark	99	101	100	103	95	97	88	81	74	75	76
Jack Hulland	497	488	466	431	386	402	372	341	331	309	278
Johnson Elementary	165	166	175	178	176	172	169	150	139	141	130
Kluane Lake <sup>2</sup>	6	13	6	9	9	6	8	7	7	5	9
Nelna Bessie John <sup>2</sup>	25	19	17	18	19	21	14	11	11	8	8
Porter Creek Secondary	470	603	666	654	689	681	733	724	669	625	605
Robert Service	291	268	263	221	229	224	233	238	234	223	225
Ross River <sup>2</sup>	78	75	73	55	61	65	67	73	73	64	67
Selkirk Elementary	301	260	252	236	235	229	222	229	247	231	195
St. Elias Community	168	159	143	148	147	148	132	130	119	124	131
Takhini Elementary	225	221	223	223	216	206	197	168	163	179	169
Tantalus	99	101	95	101	102	102	86	103	94	91	100
Teslin <sup>2</sup>	51	54	50	54	67	66	66	67	61	65	64
Vanier Catholic Secondary <sup>5</sup>	388	427	441	463	448	402	402	405	415	417	426
Watson Lake Secondary	94	93	98	89	88	97	99	106	110	106	95
Whitehorse Elementary <sup>8</sup>	147	104	81	85	72	79	78	54	17	-	-
Whitehorse Elementary Imm. <sup>8</sup>	300	265	246	248	239	268	270	301	327	349	381
Individual Learning Centre <sup>6</sup>	-	-	-	-	-	-	-	83	99	124	107
<b>Total Enrolment</b>	<b>6,086</b>	<b>5,921</b>	<b>5,751</b>	<b>5,579</b>	<b>5,432</b>	<b>5,466</b>	<b>5,371</b>	<b>5,340<sup>6</sup></b>	<b>5,148<sup>6</sup></b>	<b>5,118<sup>6</sup></b>	<b>5,054<sup>6</sup></b>

(r) = revised

## Definitions and Notes

Three-tiered	The three-tiered education system consisted of elementary (Kindergarten to Grade 6), junior high (Grades 7, 8 and 9), and senior high (Grades 10, 11 and 12).
Two-tiered	The two-tiered system is comprised of elementary schools covering Kindergarten through Grade 7 and secondary schools teaching Grades 8 through 12.
Primary	Offers Kindergarten through Grade 3.
Elementary	Offers Kindergarten through Grade 7.
Secondary	Offers Grade 8 through Grade 12.
RP	Resource Program. This program was available for students with special needs.
Imm.	French Immersion Program.

## Footnotes

- 1 Unless otherwise stated by footnote, rural schools offer Kindergarten through Grade 12.
- 2 School offers kindergarten through Grade 9.
- 3 School offers kindergarten through Grade 10.
- 4 French first language school. A student's eligibility for enrolment is determined by Section 23 of *The Charter of Rights and Freedoms*.
- 5 School was renamed for the 1997/98 school year, from Christ the King Junior Secondary to Vanier Catholic Secondary. At that time, they also moved into the Riverdale Junior Secondary facility. As of the 2001/02 school year, Grade 7 was moved to the elementary schools and Vanier now offers Grade 8 through 12.
- 6 The Individual Learning Centre (ILC) opened in February 2005 in downtown Whitehorse for students who dropped out and wanted to go back to a non-conventional school and learn at their own pace in order to graduate from high school. Revised figures for 2005, 2006 and 2007, as well as 2008 total enrolment figures *do include* students enrolled at the ILC.
- 7 Riverdale Junior Secondary school students merged with F.H. Collins at the end of the 1996/97 school year.
- 8 Whitehorse Elementary discontinued the English program and offered the French Immersion Program only as of September 2006.
- 9 Includes English and French Immersion students.
- 10 Includes Kindergarten as well as K-4 (kindergarten for 4 year-olds).