

YUKON BUREAU OF STATISTICS

Public School Enrolment 2009

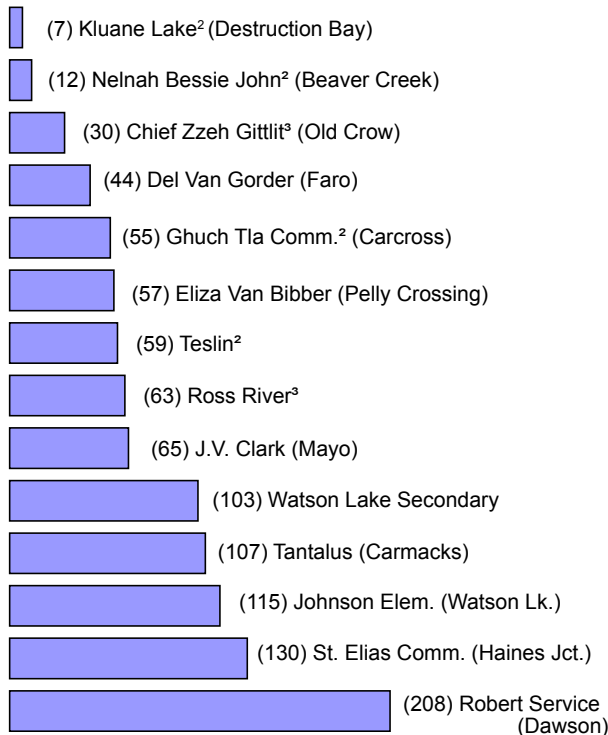
This publication offers a brief summary of enrolment figures in the Yukon over a ten-year period, based on information received from the Yukon Department of Education. Please refer to footnotes at the end of this publication while using the data.

Enrolment by School, May 2009

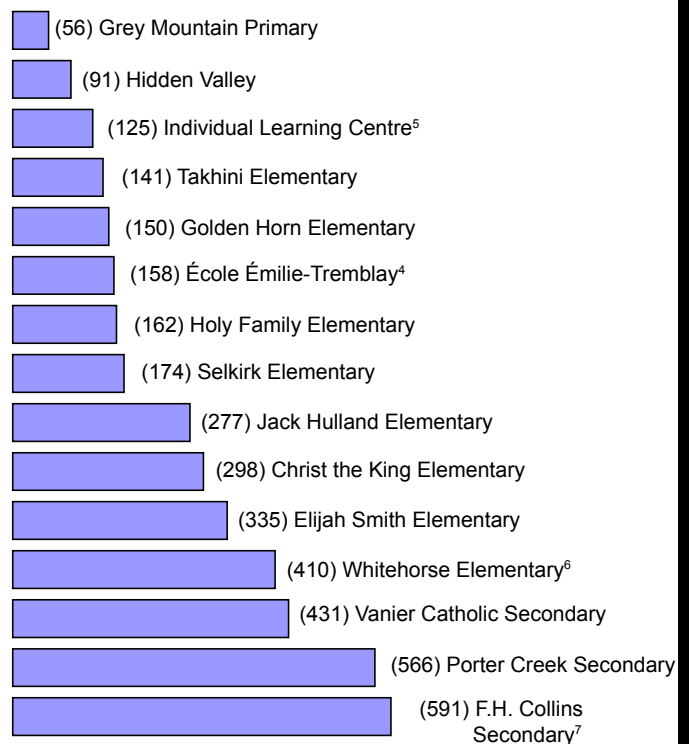
As of May 31st, 2009 there were 5,020 students enrolled in the Yukon public school system. This figure represents a decrease of 34 students, or 0.7%, from the total enrolment as of May 31, 2008, and a decrease of 901 students, or 15.2%, compared to 1999 enrolment figures.

Enrolment in English school programs decreased 1,137 students (20.9%) from May 1999 to May 2009. French Immersion program enrolment increased 185 students (48.1%) from May 1999 to May 2009, and École Émilie-Tremblay (French first language) showed an increase of 51 students (47.7%) over the same time period.

Rural Schools¹



Whitehorse Schools

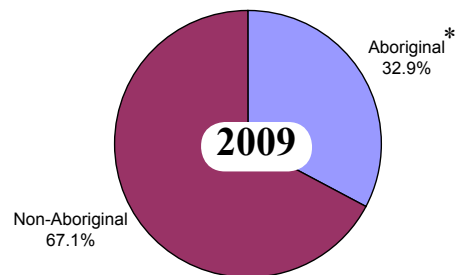
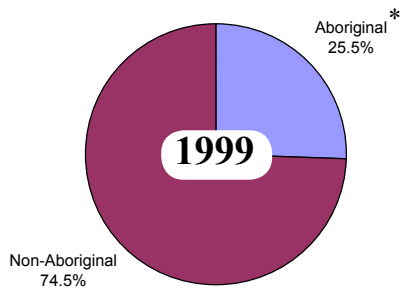


Enrolment by Grade, May 1999 to May 2009

In May 2009, 42.2% of all students were enrolled in Grades 8 to 12, which is a 4.5 percentage point increase from May 1999 (37.7%). Enrolment in Kindergarten to Grade 7 in May 2009 accounted for 57.8% of all students, compared to 62.3% in 1999. This is a decrease of 4.5 percentage points between 1999 and 2009.

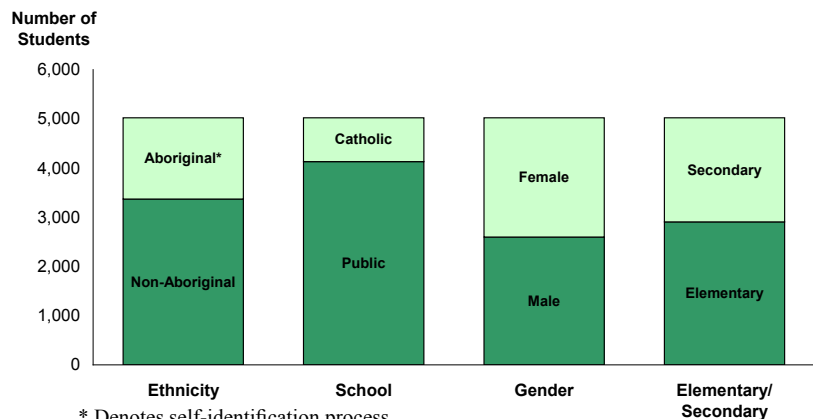
	1999	2000	2001	2002	2003	2004	2005	2006	2007	2008	2009
K ⁸	454	421	387	426	415	394	381	374	374	428	406
Grade 1	430	429	404	364	393	379	345	341	348	322	362
2	482	421	409	397	358	386	368	350	342	351	328
3	482	457	404	396	408	361	388	370	350	346	357
4	436	492	455	414	414	407	361	385	366	349	356
5	491	438	481	454	410	416	421	352	386	381	345
6	455	482	415	471	453	405	419	421	362	377	370
7	460	452	479	410	485	469	424	415	428	363	380
8	473	458	442	460	407	481	479	420	409	428	371
9	456	454	457	419	446	396	476	461	440	393	432
10	453	429	437	434	407	445	406	475	476	455	432
11	453	452	439	423	448	380	429	381	440	416	442
12	396	366	370	364	422	452	443	403	397	445	439
Total	5,921	5,751	5,579	5,432	5,466	5,371	5,340	5,148	5,118	5,054	5,020

Enrolment Breakdown, May 2009



Of the 5,020 students enrolled in Yukon schools as of May 2009:

- 1,651 (32.9%) were aboriginal* and 3,369 (67.1%) were non-aboriginal;
- 891 (17.7%) were enrolled in Catholic schools and 4,129 (82.3%) were enrolled in public schools;
- 51.7% (2,597) were male and 48.3% (2,423) were female, and
- Elementary students comprised 57.8% (2,904) of all students, while Secondary students made up 42.2% (2,116).



Graduation Rates

Graduation rates are only one of many indicators of student success. Within Canada, there is no consistent method used among provinces to determine graduation rates, though increasingly more jurisdictions are moving toward using the six-year cohort method. That is the method that the Department of Education intends to use once the new Yukon Student Information System (YSIS) is fully implemented.

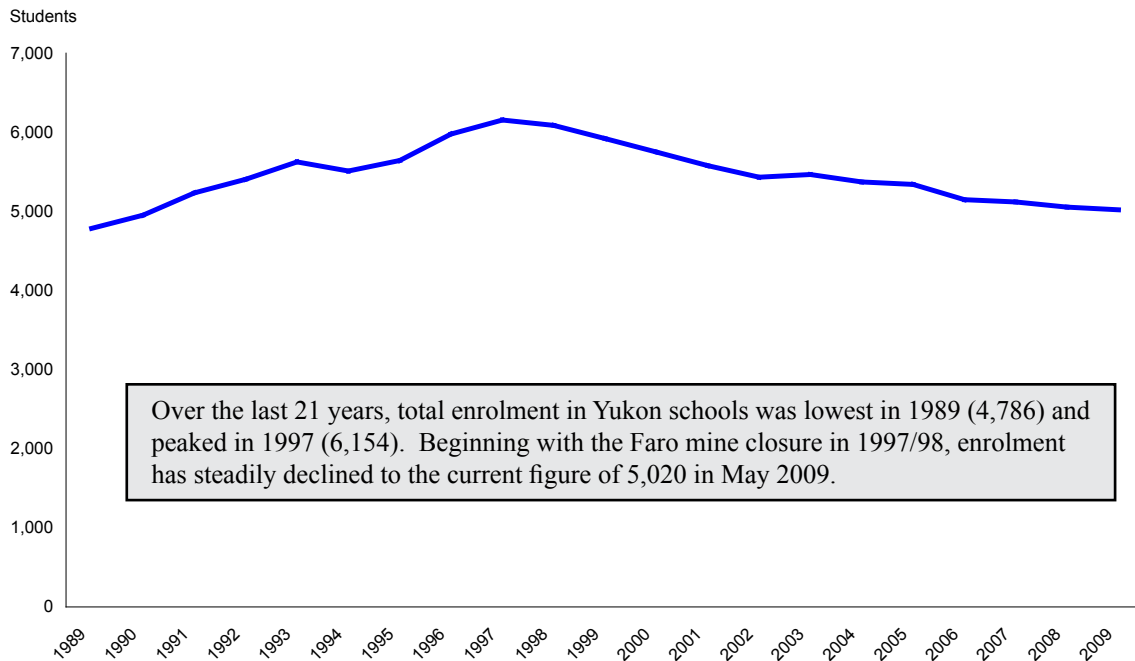
In the meantime, the Department of Education continues to use the Statistics Canada method. This method involves counting the number of persons who have graduated as a percentage of 17 and 18 year olds in Yukon. The Yukon Bureau of Statistics has confirmed that there are 492 Yukoners born between January 2, 1991 and January 1, 1992 who are actively registered with the Yukon Health Care system. Using this figure, there are 492 Yukoners of graduation age, compared to 303 who actually graduated, and that provides for a graduation rate of 62%. It should be noted that due to the small population, fluctuations in the proportion of students will occur from year to year.

Source: *Yukon Department of Education's Annual Report, 2008/09 Academic Year*

Enrolment by School, May 1999 to May 2009

	1999	2000	2001	2002	2003	2004	2005	2006	2007	2008	2009
Chief Zzeh Gittlit ³	49	66	57	51	47	45	51	41	37	26	30
Christ the King Elementary	312	315	298	286	345	338	307	298	282	303	298
Del Van Gordier	119	76	72	67	55	53	53	51	51	44	44
École Émilie-Tremblay ⁴	107	115	120	124	110	115	119	112	147	142	158
Elijah Smith Elementary	240	226	211	224	240	247	279	298	300	313	335
Eliza Van Bibber	72	74	65	57	60	71	69	59	50	65	57
F.H. Collins Secondary ⁵	711	606	614	546	544	506	497	429	460	448	431
F.H. Collins Secondary Imm.	120	107	106	94	104	107	90	111	114	148	160
Ghuch Tla Community ²	56	49	51	56	56	61	63	58	47	45	55
Golden Horn Elementary	284	294	280	256	243	227	213	185	174	143	150
Grey Mountain Primary	94	100	78	84	80	72	65	61	62	56	56
Hidden Valley Elementary	159	146	142	137	130	125	100	93	98	97	91
Holy Family Elementary	181	182	169	172	187	168	163	162	160	158	162
J.V. Clark	101	100	103	95	97	88	81	74	75	76	65
Jack Hulland	488	466	431	386	402	372	341	331	309	278	277
Johnson Elementary	166	175	178	176	172	169	150	139	141	130	115
Kluane Lake ²	13	6	9	9	6	8	7	7	5	9	7
Nelna Bessie John ²	19	17	18	19	21	14	11	11	8	8	12
Porter Creek Secondary	603	666	654	689	681	733	724	669	625	605	566
Robert Service	268	263	221	229	224	233	238	234	223	225	208
Ross River ³	75	73	55	61	65	67	73	73	64	67	63
Selkirk Elementary	260	252	236	235	229	222	229	247	231	195	174
St. Elias Community	159	143	148	147	148	132	130	119	124	131	130
Takhini Elementary	221	223	223	216	206	197	168	163	179	169	141
Tantalus	101	95	101	102	102	86	103	94	91	100	107
Teslin ²	54	50	54	67	66	66	67	61	65	64	59
Vanier Catholic Secondary	427	441	463	448	402	402	405	415	417	426	431
Watson Lake Secondary	93	98	89	88	97	99	106	110	106	95	103
Whitehorse Elementary ⁶	104	81	85	72	79	78	54	17	-	-	-
Whitehorse Elementary Imm. ⁶	265	246	248	239	268	270	301	327	349	381	410
Individual Learning Centre ⁵	-	-	-	-	-	-	83	99	124	107	125
Total Enrolment	5,921	5,751	5,579	5,432	5,466	5,371	5,340	5,148	5,118	5,054	5,020

Total Enrolment, 1989 to 2009



Definitions

Primary	Offers Kindergarten through Grade 3	Elementary	Offers Kindergarten through Grade 7
Secondary	Offers Grade 8 through Grade 12	Imm.	French Immersion Program

Footnotes

- 1 Unless otherwise stated by footnote, rural schools offer Kindergarten through Grade 12.
- 2 School offers kindergarten through Grade 9.
- 3 School offers kindergarten through Grade 10.
- 4 French first language school. A student's eligibility for enrolment is determined by Section 23 of *The Charter of Rights and Freedoms*.
- 5 The Individual Learning Centre (ILC) opened in February 2005 in downtown Whitehorse for students who dropped out and wanted to go back to a non-conventional school and learn at their own pace in order to graduate from high school.
- 6 Whitehorse Elementary discontinued the English program and offered the French Immersion Program only as of September 2006.
- 7 Includes English and French Immersion students.
- 8 Includes Kindergarten as well as K-4 (kindergarten for 4 year-olds).

Information sheet no. 27.13–Feb. '10